AUTHORIZED BANDEDGE (13 CHANNEL)

HORIZONTAL PEAK AND AVERAGE PLOT

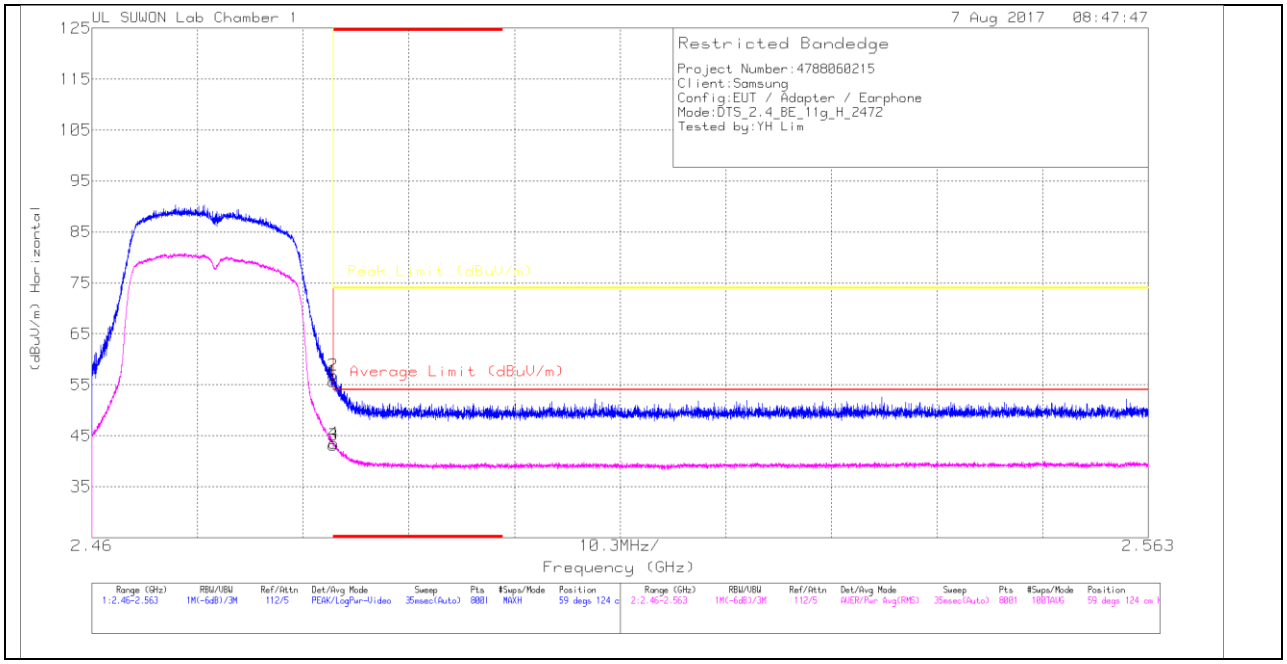

HORIZONTAL DATA

Trace Markers

Marker	Frequency (GHz)	Meter Reading (dBuV)	Det	20170531_3117_00168717	10dB_Att(dB)	DC Corr (dB)	Corrected Reading (dBuV/m)	Average Limit (dBuV/m)	Margin (dB)	Peak Limit (dBuV/m)	PK Margin (dB)	Azimuth (Degs)	Height (cm)	Polarity
1	* 2.484	52.71	Pk	31.6	-28.7	0	55.61	-	-	74	-18.39	59	124	H
2	* 2.484	53.96	Pk	31.6	-28.7	0	56.86	-	-	74	-17.14	59	124	H
3	* 2.484	39.94	RMS	31.6	-28.7	.3	43.14	54	-10.86	-	-	59	124	H
4	* 2.484	40.27	RMS	31.6	-28.7	.3	43.47	54	-10.53	-	-	59	124	H

* - indicates frequency in CFR15.205/IC7.2.2 Restricted Band

Pk - Peak detector

RMS - RMS detection

UL Korea, Ltd. Suwon Laboratory FORM ID: FCC_15C
218 Maeyeong-ro, Yeongtong-gu, Suwon-si, Gyeonggi-do, 16675, Korea TEL: (031) 337-9902 FAX: (031) 213-5433
UL Korea, Ltd. Confidential
This report shall not be reproduced except in full, without the written approval of UL Korea, Ltd.

VERTICAL PEAK AND AVERAGE PLOT

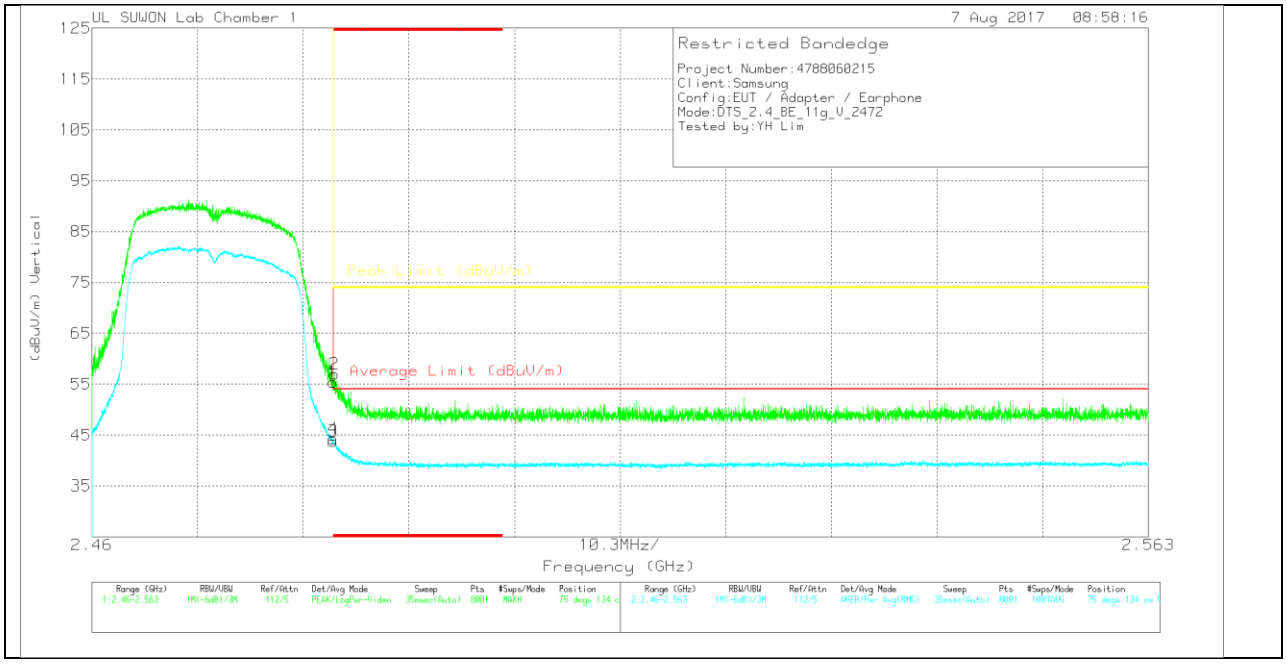

VERTICAL DATA

Trace Markers

Marker	Frequency (GHz)	Meter Reading (dBuV)	Det	20170531_3117_00168717	10dB_Att(dB)	DC Corr (dB)	Corrected Reading (dBuV/m)	Average Limit (dBuV/m)	Margin (dB)	Peak Limit (dBuV/m)	PK Margin (dB)	Azimuth (Degs)	Height (cm)	Polarity
1	* 2.484	52.46	Pk	31.6	-28.7	0	55.36	-	-	74	-18.64	75	134	V
2	* 2.484	54.16	Pk	31.6	-28.7	0	57.06	-	-	74	-16.94	75	134	V
3	* 2.484	40.6	RMS	31.6	-28.7	.3	43.8	54	-10.2	-	-	75	134	V
4	* 2.484	41.06	RMS	31.6	-28.7	.3	44.26	54	-9.74	-	-	75	134	V

* - indicates frequency in CFR15.205/IC7.2.2 Restricted Band

Pk - Peak detector

RMS - RMS detection

UL Korea, Ltd. Suwon Laboratory FORM ID: FCC_15C
218 Maeyeong-ro, Yeongtong-gu, Suwon-si, Gyeonggi-do, 16675, Korea TEL: (031) 337-9902 FAX: (031) 213-5433
UL Korea, Ltd. Confidential
This report shall not be reproduced except in full, without the written approval of UL Korea, Ltd.

HARMONICS AND SPURIOUS EMISSIONS

LOW CHANNEL HORIZONTAL

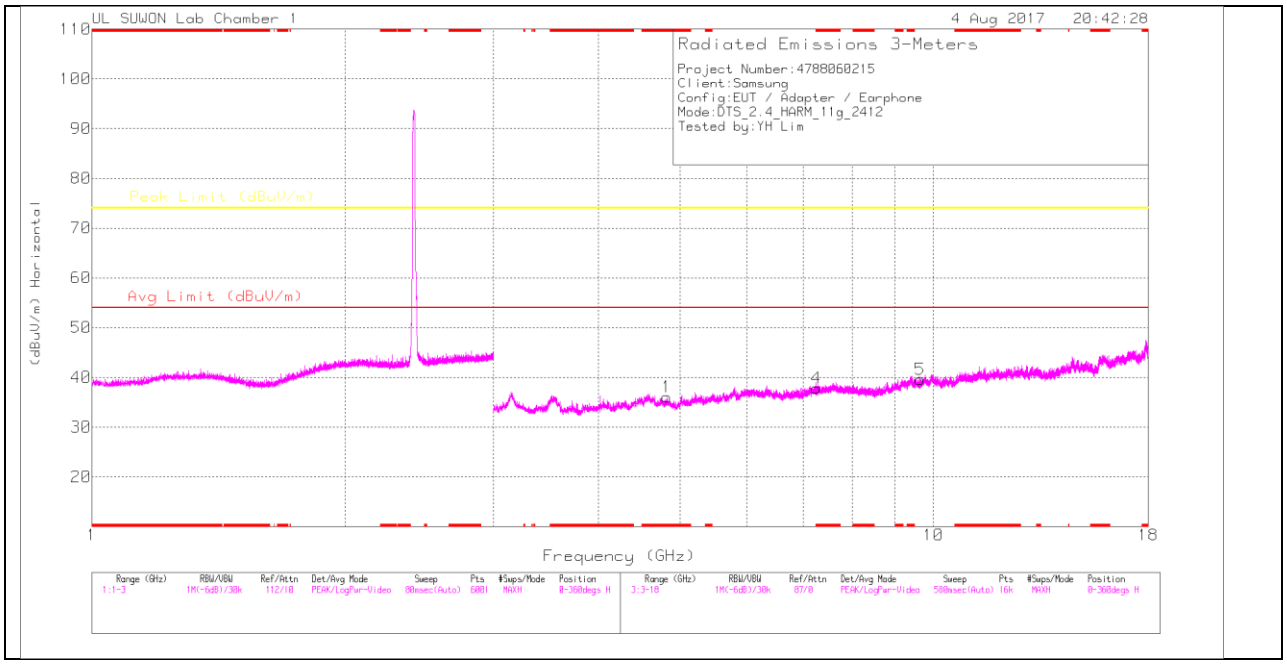

LOW CHANNEL VERTICAL

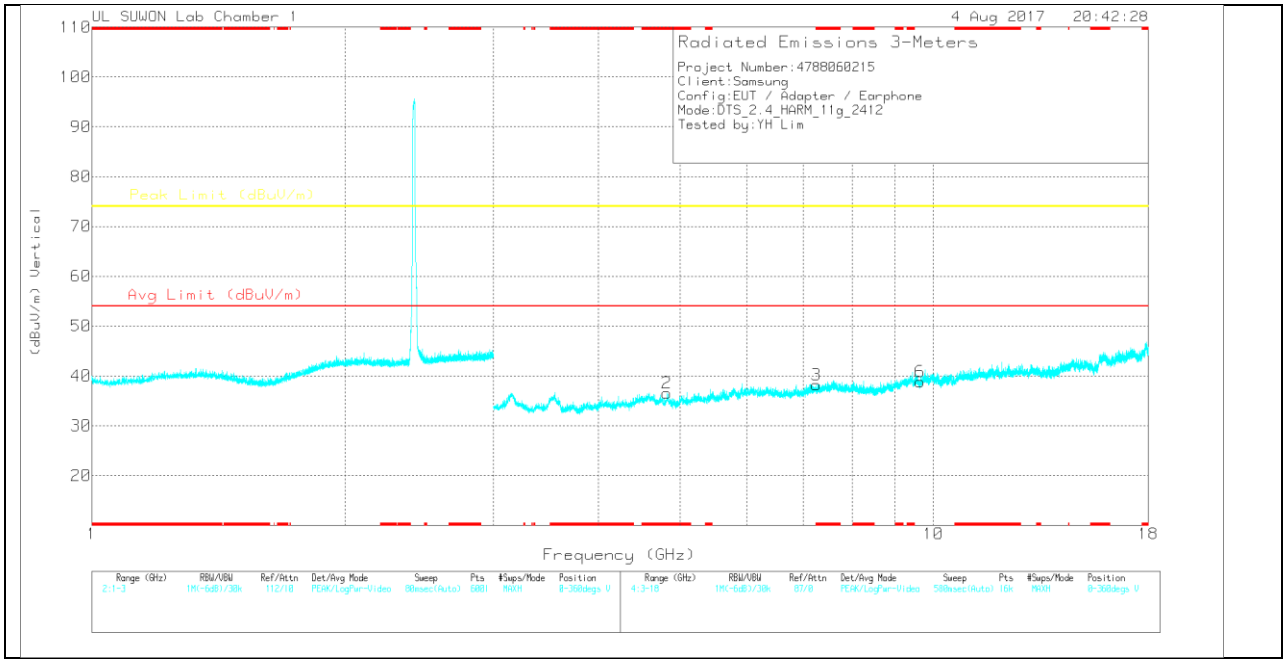

Note: Emission was scanned up to 26GHz; No emissions were detected above the noise floor which was at least 20dB below the specification limit.

UL Korea, Ltd. Confidential
This report shall not be reproduced except in full, without the written approval of UL Korea, Ltd.

LOW CHANNEL DATA

Trace Markers

Marker	Frequency (GHz)	Meter Reading (dBuV)	Det	20170531_3117_00168717	3Ghz_HP(dB)	DC Corr (dB)	Corrected Reading (dBuV/m)	Avg Limit (dBuV/m)	Margin (dB)	Peak Limit (dBuV/m)	Margin (dB)	Azimuth (Degs)	Height (cm)	Polarity
1	* 4.824	36.28	PK	33.8	-34	0	36.08	-	-	74	-37.92	0-360	150	H
4	* 7.263	33.29	PK	35.9	-31.3	0	37.89	-	-	74	-36.11	0-360	250	H
5	9.636	31.04	PK	36.8	-28.2	0	39.64	-	-	74	-34.36	0-360	250	H
2	* 4.819	36.73	PK	33.8	-34	0	36.53	-	-	74	-37.47	0-360	150	V
3	* 7.263	33.65	PK	35.9	-31.3	0	38.25	-	-	74	-35.75	0-360	250	V
6	9.64	30.3	PK	36.8	-28.2	0	38.9	-	-	74	-35.1	0-360	150	V

* - indicates frequency in CFR15.205/IC7.2.2 Restricted Band

PK – Peak detector

Note: Only peak measurement was performed. Because peak measurement result of unwanted emission is less than average limit (54dBuV/m).

UL Korea, Ltd. Suwon Laboratory FORM ID: FCC_15C
218 Maeyeong-ro, Yeongtong-gu, Suwon-si, Gyeonggi-do, 16675, Korea TEL: (031) 337-9902 FAX: (031) 213-5433
UL Korea, Ltd. Confidential
This report shall not be reproduced except in full, without the written approval of UL Korea, Ltd.

MID CHANNEL HORIZONTAL

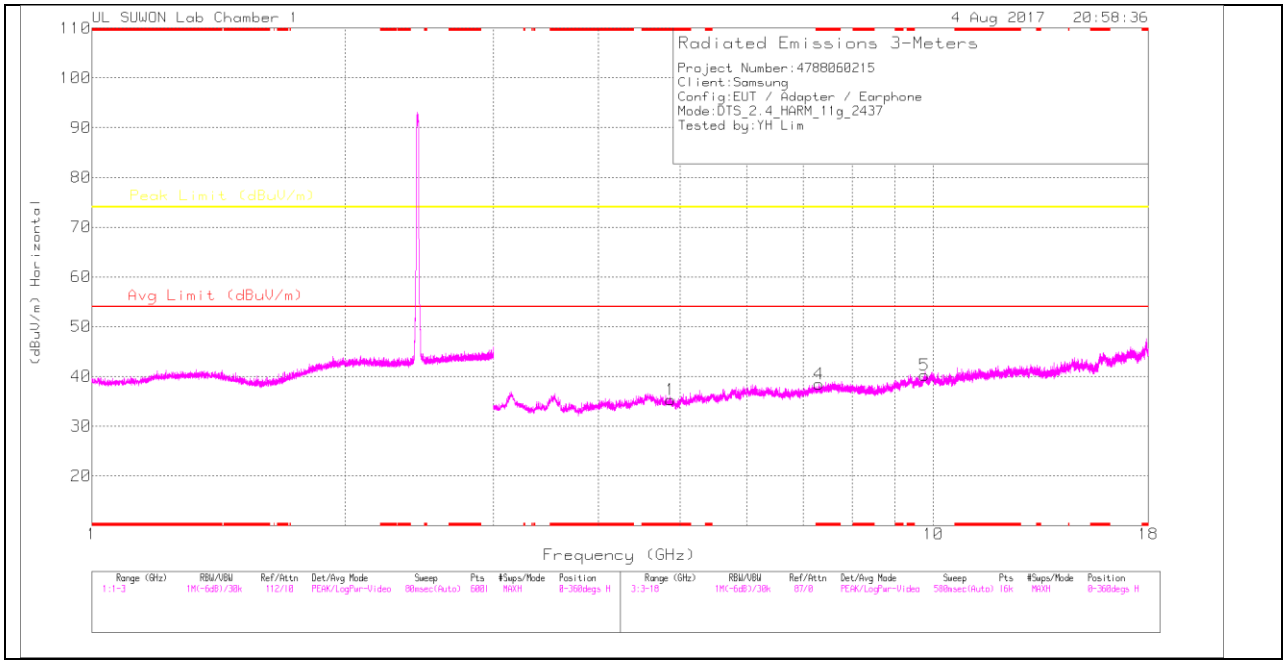

MID CHANNEL VERTICAL

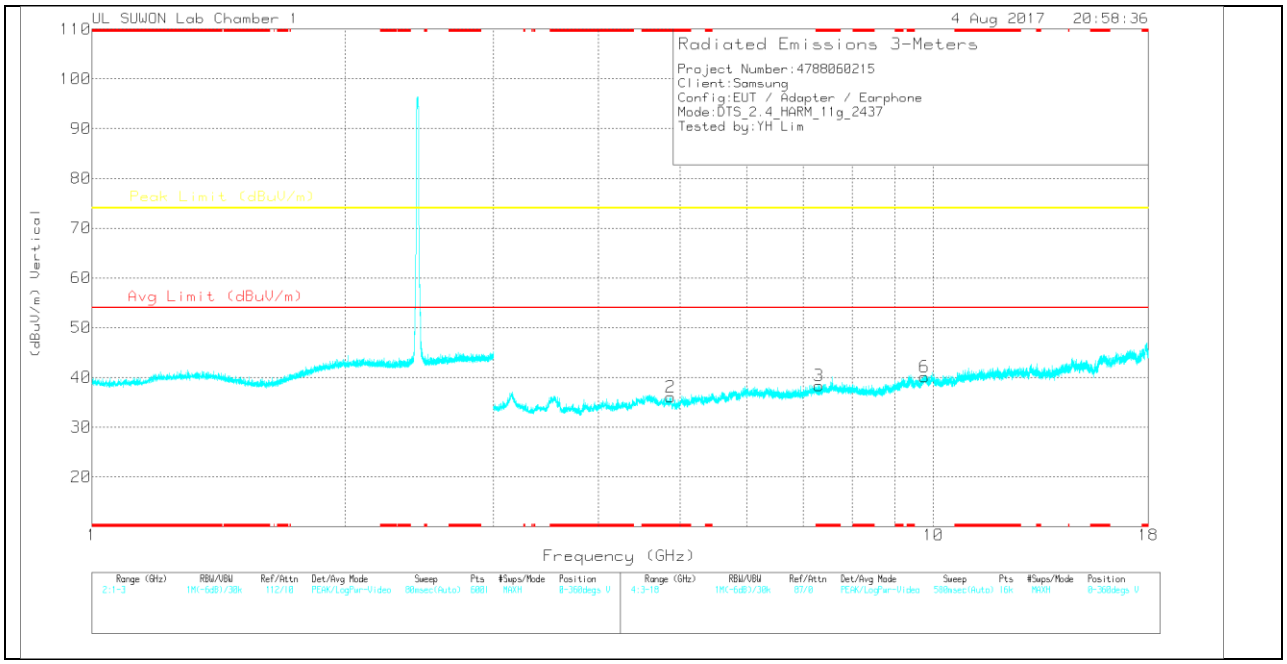

Note: Emission was scanned up to 26GHz; No emissions were detected above the noise floor which was at least 20dB below the specification limit.

UL Korea, Ltd. Confidential
This report shall not be reproduced except in full, without the written approval of UL Korea, Ltd.

MID CHANNEL DATA

Trace Markers

Marker	Frequency (GHz)	Meter Reading (dBuV)	Det	20170531_3117_00168717	3Ghz_HP(dB)	DC Corr (dB)	Corrected Reading (dBuV/m)	Avg Limit (dBuV/m)	Margin (dB)	Peak Limit (dBuV/m)	Margin (dB)	Azimuth (Degs)	Height (cm)	Polarity
1	* 4.875	35.71	PK	33.8	-34.2	0	35.31	-	-	74	-38.69	0-360	150	H
4	* 7.304	33.61	PK	35.9	-31.1	0	38.41	-	-	74	-35.59	0-360	250	H
5	9.751	31.08	PK	36.9	-27.7	0	40.28	-	-	74	-33.72	0-360	150	H
2	* 4.874	36.44	PK	33.8	-34.2	0	36.04	-	-	74	-37.96	0-360	250	V
3	* 7.304	33.59	PK	35.9	-31.1	0	38.39	-	-	74	-35.61	0-360	250	V
6	9.75	30.79	PK	36.9	-27.6	0	40.09	-	-	74	-33.91	0-360	150	V

* - indicates frequency in CFR15.205/IC7.2.2 Restricted Band

PK – Peak detector

Note: Only peak measurement was performed. Because peak measurement result of unwanted emission is less than average limit (54dBuV/m).

UL Korea, Ltd. Suwon Laboratory FORM ID: FCC_15C
218 Maeyeong-ro, Yeongtong-gu, Suwon-si, Gyeonggi-do, 16675, Korea TEL: (031) 337-9902 FAX: (031) 213-5433
UL Korea, Ltd. Confidential
This report shall not be reproduced except in full, without the written approval of UL Korea, Ltd.

HIGH CHANNEL HORIZONTAL

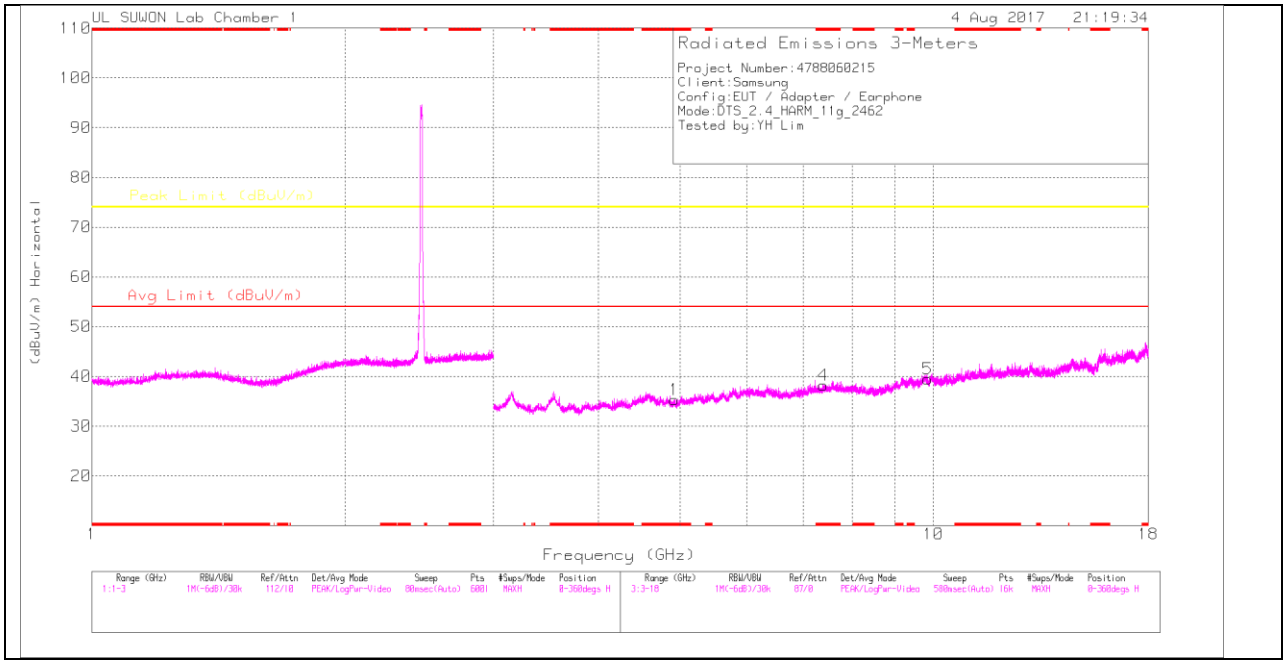

HIGH CHANNEL VERTICAL

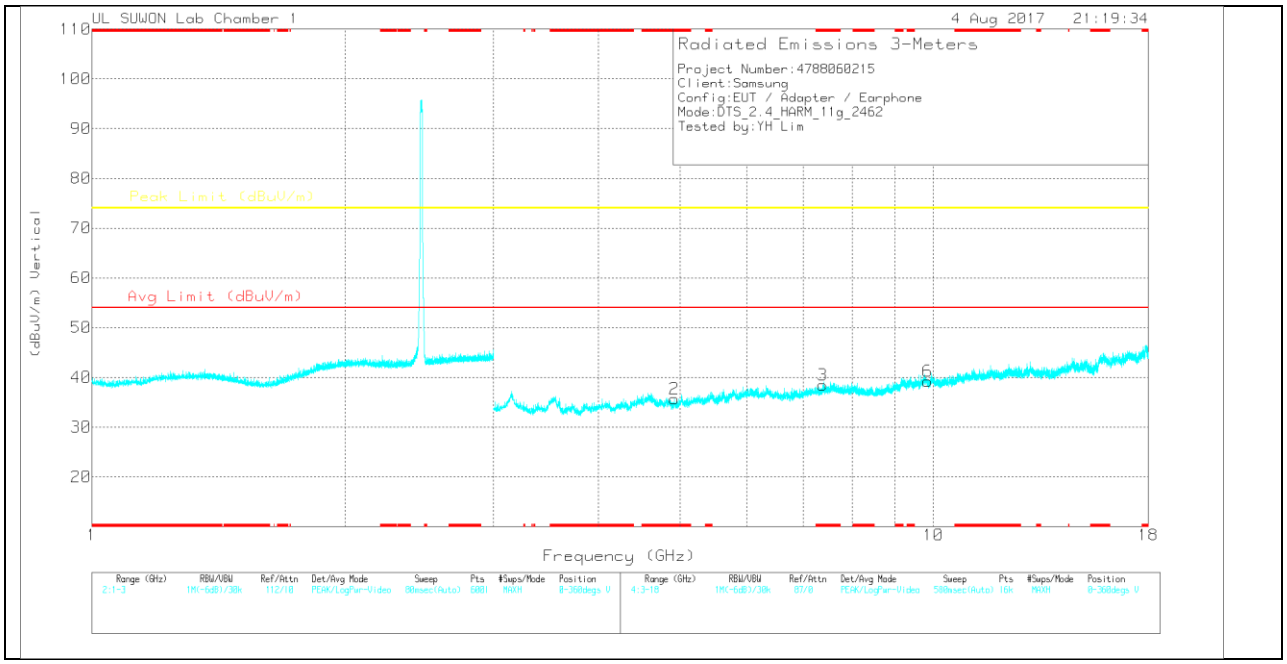

Note: Emission was scanned up to 26GHz; No emissions were detected above the noise floor which was at least 20dB below the specification limit.

UL Korea, Ltd. Suwon Laboratory FORM ID: FCC_15C
218 Maeyeong-ro, Yeongtong-gu, Suwon-si, Gyeonggi-do, 16675, Korea TEL: (031) 337-9902 FAX: (031) 213-5433
UL Korea, Ltd. Confidential
This report shall not be reproduced except in full, without the written approval of UL Korea, Ltd.

HIGH CHANNEL DATA

Trace Markers

Marker	Frequency (GHz)	Meter Reading (dBuV)	Det	20170531_3117_00168717	3Ghz_HP(dB)	DC Corr (dB)	Corrected Reading (dBuV/m)	Avg Limit (dBuV/m)	Margin (dB)	Peak Limit (dBuV/m)	Margin (dB)	Azimuth (Degs)	Height (cm)	Polarity
1	* 4.926	35.44	PK	33.8	-33.9	0	35.34	-	-	74	-38.66	0-360	250	H
4	* 7.395	33.23	PK	35.9	-30.9	0	38.23	-	-	74	-35.77	0-360	150	H
5	9.844	30.72	PK	37	-28.2	0	39.52	-	-	74	-34.48	0-360	150	H
2	* 4.923	35.64	PK	33.8	-33.8	0	35.64	-	-	74	-38.36	0-360	250	V
3	* 7.39	33.51	PK	35.9	-30.9	0	38.51	-	-	74	-35.49	0-360	150	V
6	9.848	30.5	PK	37	-28.3	0	39.2	-	-	74	-34.8	0-360	250	V

* - indicates frequency in CFR15.205/IC7.2.2 Restricted Band

PK – Peak detector

Note: Only peak measurement was performed. Because peak measurement result of unwanted emission is less than average limit (54dBuV/m).

UL Korea, Ltd. Suwon Laboratory FORM ID: FCC_15C
218 Maeyeong-ro, Yeongtong-gu, Suwon-si, Gyeonggi-do, 16675, Korea TEL: (031) 337-9902 FAX: (031) 213-5433
UL Korea, Ltd. Confidential
This report shall not be reproduced except in full, without the written approval of UL Korea, Ltd.

10.2.3.TX ABOVE 1 GHz 802.11n HT20 MODE IN THE 2.4 GHz BAND

RESTRICTED BANDEDGE (LOW CHANNEL)

HORIZONTAL PEAK AND AVERAGE PLOT

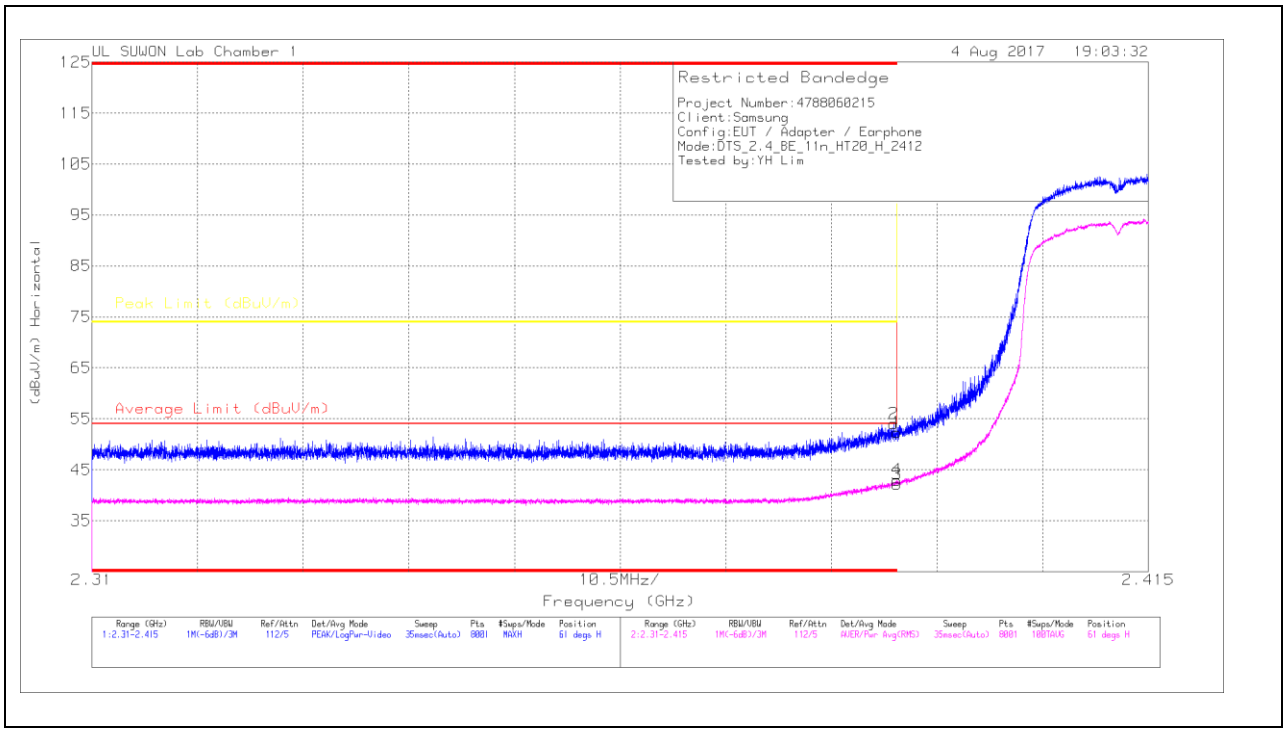

HORIZONTAL DATA

Trace Markers

Marker	Frequency (GHz)	Meter Reading (dBuV)	Det	20170531_3117_00168717	10dB_Att(dB)	DC Corr (dB)	Corrected Reading (dBuV/m)	Average Limit (dBuV/m)	Margin (dB)	Peak Limit (dBuV/m)	PK Margin (dB)	Azimuth (Degs)	Height (cm)	Polarity
1	* 2.39	49.65	Pk	31.3	-28.7	0	52.25	-	-	74	-21.75	61	106	H
2	* 2.39	51.39	Pk	31.3	-28.7	0	53.99	-	-	74	-20.01	61	106	H
3	* 2.39	39.24	RMS	31.3	-28.7	.3	42.14	54	-11.86	-	-	61	106	H
4	* 2.39	40.07	RMS	31.3	-28.7	.3	42.97	54	-11.03	-	-	61	106	H

* - indicates frequency in CFR15.205/IC7.2.2 Restricted Band

Pk - Peak detector

RMS - RMS detection

UL Korea, Ltd. Suwon Laboratory FORM ID: FCC_15C
218 Maeyeong-ro, Yeongtong-gu, Suwon-si, Gyeonggi-do, 16675, Korea TEL: (031) 337-9902 FAX: (031) 213-5433
UL Korea, Ltd. Confidential
This report shall not be reproduced except in full, without the written approval of UL Korea, Ltd.

VERTICAL PEAK AND AVERAGE PLOT

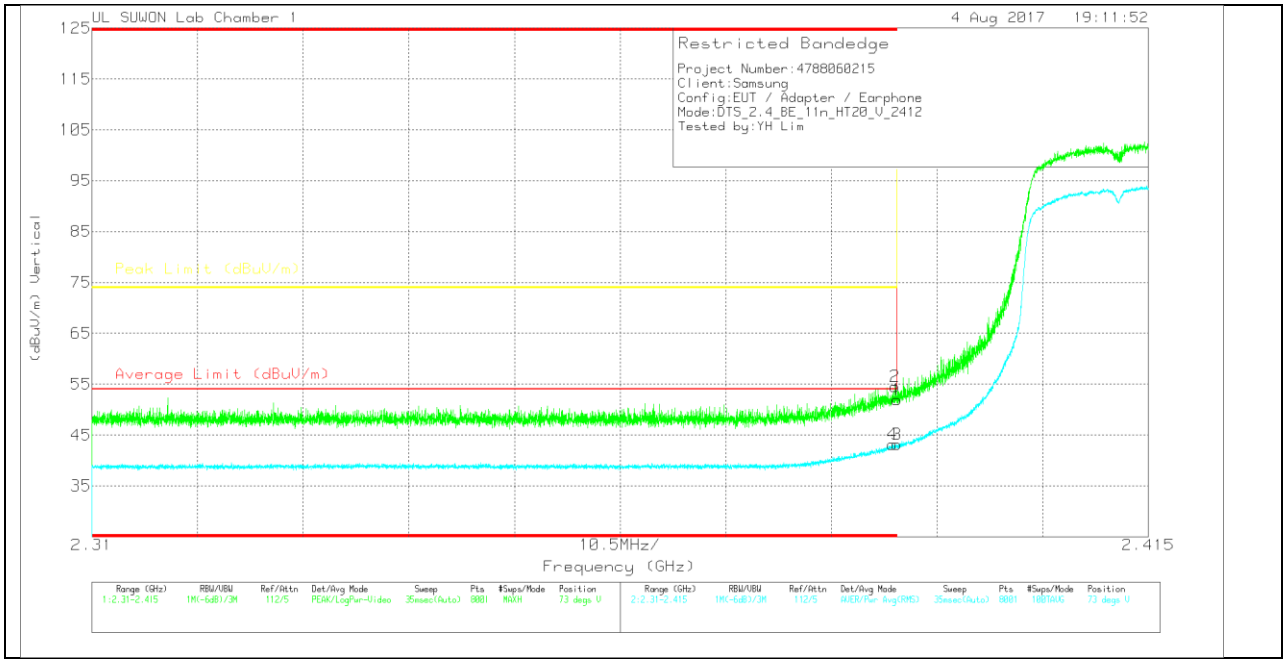

VERTICAL DATA

Trace Markers

Marker	Frequency (GHz)	Meter Reading (dBuV)	Det	20170531_3117_00168717	10dB_Att(dB)	DC Corr (dB)	Corrected Reading (dBuV/m)	Average Limit (dBuV/m)	Margin (dB)	Peak Limit (dBuV/m)	PK Margin (dB)	Azimuth (Degs)	Height (cm)	Polarity
1	* 2.39	49.39	Pk	31.3	-28.7	0	51.99	-	-	74	-22.01	73	160	V
2	* 2.39	51.97	Pk	31.3	-28.7	0	54.57	-	-	74	-19.43	73	160	V
3	* 2.39	40.21	RMS	31.3	-28.7	.3	43.11	54	-10.89	-	-	73	160	V
4	* 2.39	40.23	RMS	31.3	-28.7	.3	43.13	54	-10.87	-	-	73	160	V

* - indicates frequency in CFR15.205/IC7.2.2 Restricted Band

Pk - Peak detector

RMS - RMS detection

UL Korea, Ltd. Suwon Laboratory FORM ID: FCC_15C
218 Maeyeong-ro, Yeongtong-gu, Suwon-si, Gyeonggi-do, 16675, Korea TEL: (031) 337-9902 FAX: (031) 213-5433
UL Korea, Ltd. Confidential
This report shall not be reproduced except in full, without the written approval of UL Korea, Ltd.

AUTHORIZED BANDEDGE (HIGH CHANNEL)

HORIZONTAL PEAK AND AVERAGE PLOT

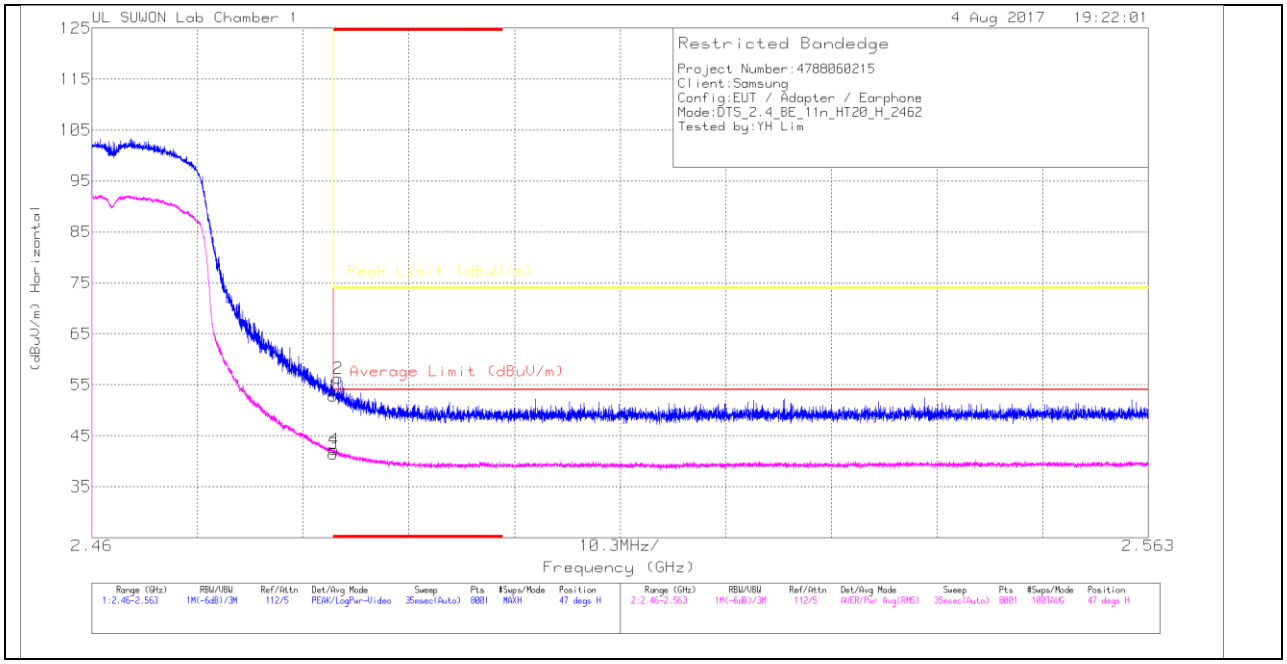

HORIZONTAL DATA

Trace Markers

Marker	Frequency (GHz)	Meter Reading (dBuV)	Det	20170531_3117_00168717	10dB_Att(dB)	DC Corr (dB)	Corrected Reading (dBuV/m)	Average Limit (dBuV/m)	Margin (dB)	Peak Limit (dBuV/m)	PK Margin (dB)	Azimuth (Degs)	Height (cm)	Polarity
1	* 2.484	49.89	Pk	31.6	-28.7	0	52.79	-	-	74	-21.21	47	113	H
2	* 2.484	53.37	Pk	31.6	-28.7	0	56.27	-	-	74	-17.73	47	113	H
3	* 2.484	38.25	RMS	31.6	-28.7	.3	41.45	54	-12.55	-	-	47	113	H
4	* 2.484	39.04	RMS	31.6	-28.7	.3	42.24	54	-11.76	-	-	47	113	H

* - indicates frequency in CFR15.205/IC7.2.2 Restricted Band

Pk - Peak detector

RMS - RMS detection

UL Korea, Ltd. Suwon Laboratory FORM ID: FCC_15C
218 Maeyeong-ro, Yeongtong-gu, Suwon-si, Gyeonggi-do, 16675, Korea TEL: (031) 337-9902 FAX: (031) 213-5433
UL Korea, Ltd. Confidential
This report shall not be reproduced except in full, without the written approval of UL Korea, Ltd.

VERTICAL PEAK AND AVERAGE PLOT

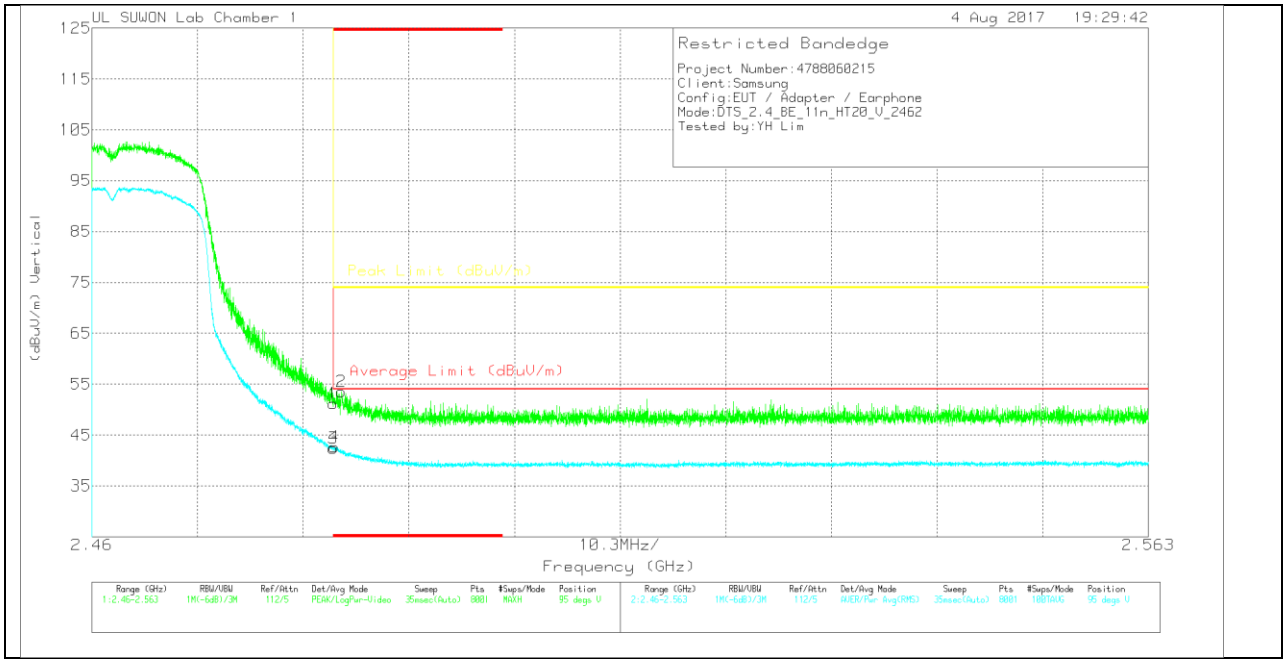

VERTICAL DATA

Trace Markers

Marker	Frequency (GHz)	Meter Reading (dBuV)	Det	20170531_3117_00168717	10dB_Att(dB)	DC Corr (dB)	Corrected Reading (dBuV/m)	Average Limit (dBuV/m)	Margin (dB)	Peak Limit (dBuV/m)	PK Margin (dB)	Azimuth (Degs)	Height (cm)	Polarity
1	* 2.484	48.28	Pk	31.6	-28.7	0	51.18	-	-	74	-22.82	95	133	V
2	* 2.484	50.64	Pk	31.6	-28.7	0	53.54	-	-	74	-20.46	95	133	V
3	* 2.484	39.2	RMS	31.6	-28.7	.3	42.4	54	-11.6	-	-	95	133	V
4	* 2.484	39.45	RMS	31.6	-28.7	.3	42.65	54	-11.35	-	-	95	133	V

* - indicates frequency in CFR15.205/IC7.2.2 Restricted Band

Pk - Peak detector

RMS - RMS detection

UL Korea, Ltd. Suwon Laboratory FORM ID: FCC_15C
218 Maeyeong-ro, Yeongtong-gu, Suwon-si, Gyeonggi-do, 16675, Korea TEL: (031) 337-9902 FAX: (031) 213-5433
UL Korea, Ltd. Confidential
This report shall not be reproduced except in full, without the written approval of UL Korea, Ltd.

AUTHORIZED BANDEDGE (12 CHANNEL)

HORIZONTAL PEAK AND AVERAGE PLOT

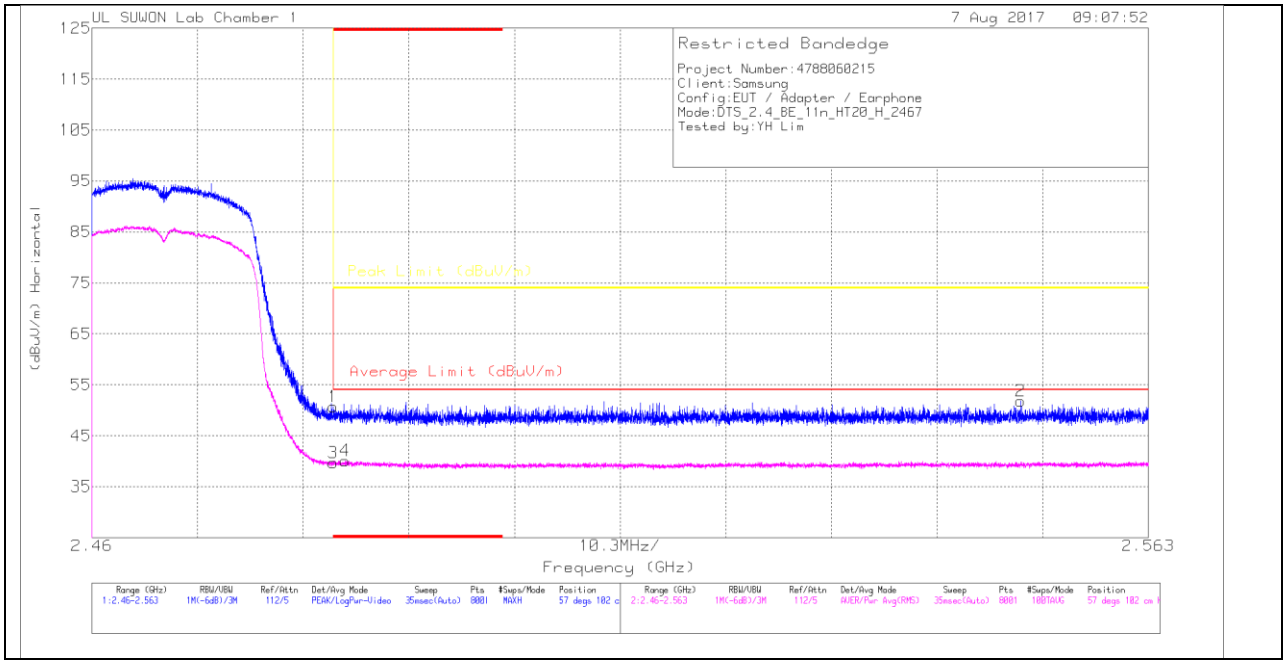

HORIZONTAL DATA

Trace Markers

Marker	Frequency (GHz)	Meter Reading (dBuV)	Det	20170531_3117_00168717	10dB_Att(dB)	DC Corr (dB)	Corrected Reading (dBuV/m)	Average Limit (dBuV/m)	Margin (dB)	Peak Limit (dBuV/m)	PK Margin (dB)	Azimuth (Degs)	Height (cm)	Polarity
1	* 2.484	47.8	Pk	31.6	-28.7	0	50.7	-	-	74	-23.3	57	102	H
2	2.551	48.7	Pk	31.7	-28.6	0	51.8	-	-	74	-22.2	57	102	H
3	* 2.484	36.45	RMS	31.6	-28.7	.3	39.65	54	-14.35	-	-	57	102	H
4	* 2.485	36.92	RMS	31.6	-28.7	.3	40.12	54	-13.88	-	-	57	102	H

* - indicates frequency in CFR15.205/IC7.2.2 Restricted Band

Pk - Peak detector

RMS - RMS detection

UL Korea, Ltd. Suwon Laboratory FORM ID: FCC_15C
218 Maeyeong-ro, Yeongtong-gu, Suwon-si, Gyeonggi-do, 16675, Korea TEL: (031) 337-9902 FAX: (031) 213-5433
UL Korea, Ltd. Confidential
This report shall not be reproduced except in full, without the written approval of UL Korea, Ltd.

VERTICAL PEAK AND AVERAGE PLOT

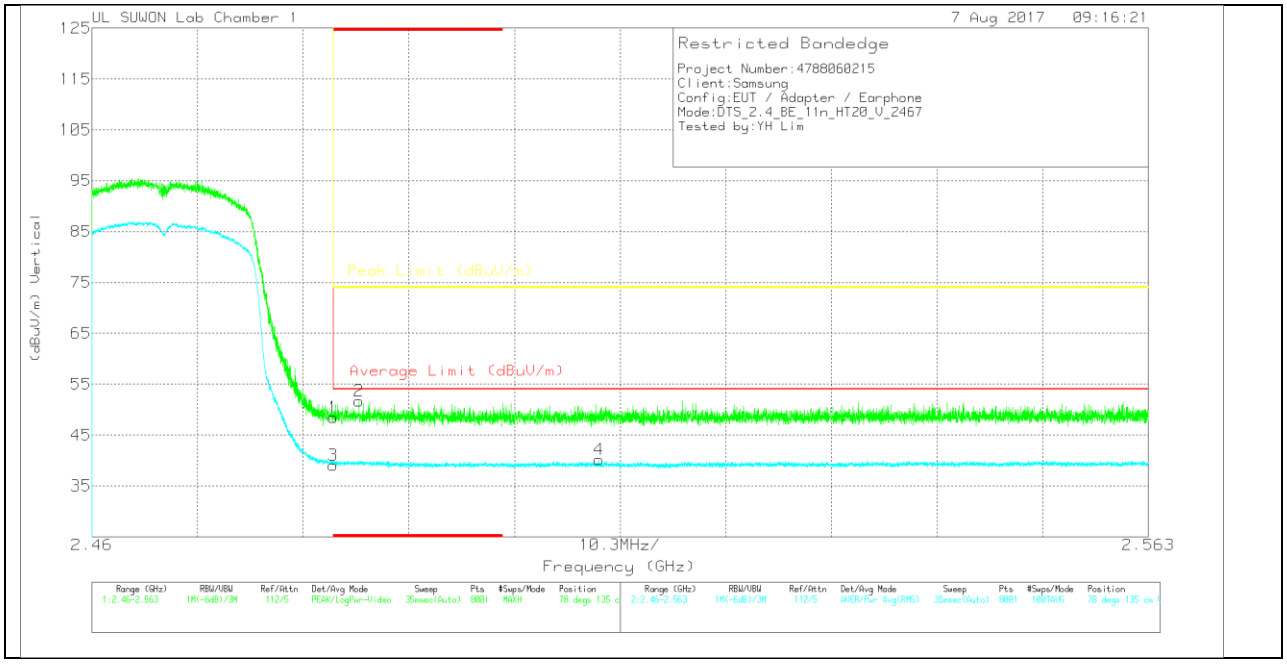

VERTICAL DATA

Trace Markers

Marker	Frequency (GHz)	Meter Reading (dBuV)	Det	20170531_3117_00168717	10dB_Att(dB)	DC Corr (dB)	Corrected Reading (dBuV/m)	Average Limit (dBuV/m)	Margin (dB)	Peak Limit (dBuV/m)	PK Margin (dB)	Azimuth (Degs)	Height (cm)	Polarity
1	* 2.484	45.58	Pk	31.6	-28.7	0	48.48	-	-	74	-25.52	78	135	V
2	* 2.486	48.69	Pk	31.6	-28.6	0	51.69	-	-	74	-22.31	78	135	V
3	* 2.484	35.86	RMS	31.6	-28.7	.3	39.06	54	-14.94	-	-	78	135	V
4	2.509	36.89	RMS	31.6	-28.6	.3	40.19	54	-13.81	-	-	78	135	V

* - indicates frequency in CFR15.205/IC7.2.2 Restricted Band

Pk - Peak detector

RMS - RMS detection

UL Korea, Ltd. Suwon Laboratory FORM ID: FCC_15C
218 Maeyeong-ro, Yeongtong-gu, Suwon-si, Gyeonggi-do, 16675, Korea TEL: (031) 337-9902 FAX: (031) 213-5433
UL Korea, Ltd. Confidential
This report shall not be reproduced except in full, without the written approval of UL Korea, Ltd.

AUTHORIZED BANDEDGE (13 CHANNEL)

HORIZONTAL PEAK AND AVERAGE PLOT

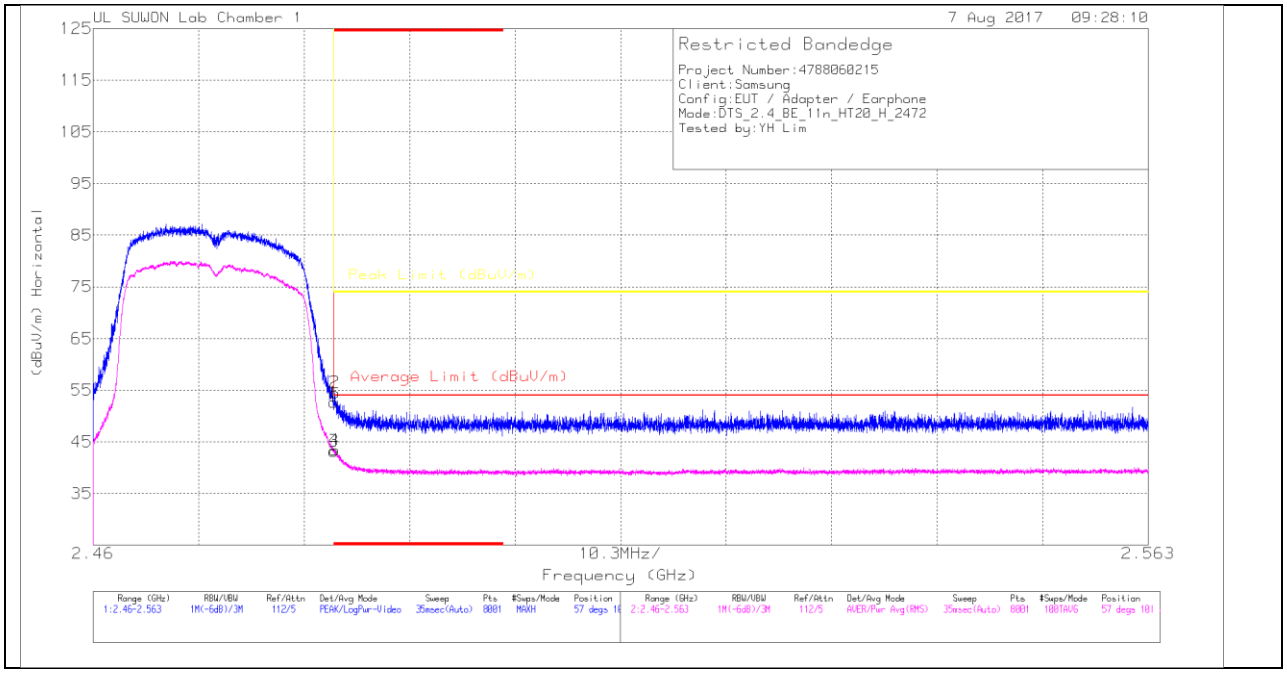

HORIZONTAL DATA

Trace Markers

Marker	Frequency (GHz)	Meter Reading (dBuV)	Det	20170531_3117_00168717	10dB_Att(dB)	DC Corr (dB)	Corrected Reading (dBuV/m)	Average Limit (dBuV/m)	Margin (dB)	Peak Limit (dBuV/m)	PK Margin (dB)	Azimuth (Degs)	Height (cm)	Polarity
1	* 2.484	49.77	Pk	31.6	-28.7	0	52.67	-	-	74	-21.33	57	101	H
2	* 2.484	51.64	Pk	31.6	-28.7	0	54.54	-	-	74	-19.46	57	101	H
3	* 2.484	40.03	RMS	31.6	-28.7	.3	43.23	54	-10.77	-	-	57	101	H
4	* 2.484	40.19	RMS	31.6	-28.7	.3	43.39	54	-10.61	-	-	57	101	H

* - indicates frequency in CFR15.205/IC7.2.2 Restricted Band

Pk - Peak detector

RMS - RMS detection

UL Korea, Ltd. Suwon Laboratory FORM ID: FCC_15C
218 Maeyeong-ro, Yeongtong-gu, Suwon-si, Gyeonggi-do, 16675, Korea TEL: (031) 337-9902 FAX: (031) 213-5433
UL Korea, Ltd. Confidential
This report shall not be reproduced except in full, without the written approval of UL Korea, Ltd.

VERTICAL PEAK AND AVERAGE PLOT

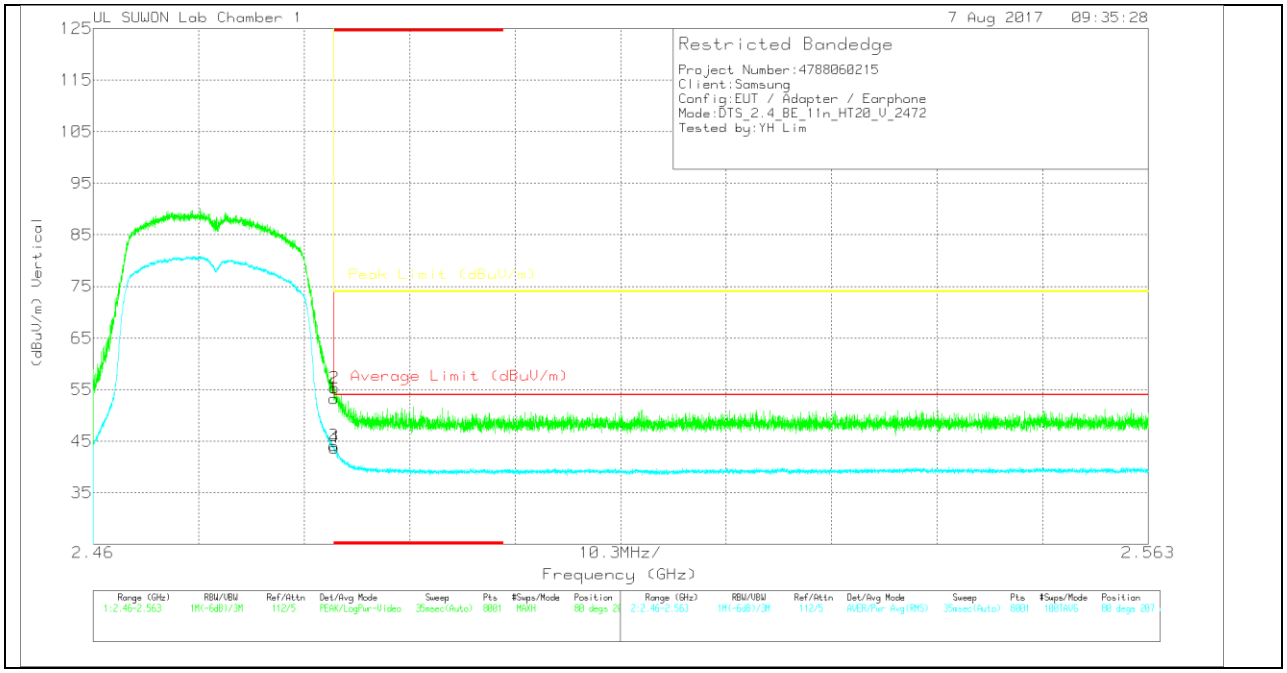

VERTICAL DATA

Trace Markers

Marker	Frequency (GHz)	Meter Reading (dBuV)	Det	20170531_3117_00168717	10dB_Att(dB)	DC Corr (dB)	Corrected Reading (dBuV/m)	Average Limit (dBuV/m)	Margin (dB)	Peak Limit (dBuV/m)	PK Margin (dB)	Azimuth (Degs)	Height (cm)	Polarity
1	* 2.484	50.4	Pk	31.6	-28.7	0	53.3	-	-	74	-20.7	80	207	V
2	* 2.484	52.43	Pk	31.6	-28.7	0	55.33	-	-	74	-18.67	80	207	V
3	* 2.484	40.94	RMS	31.6	-28.7	.3	44.14	54	-9.86	-	-	80	207	V
4	* 2.484	40.54	RMS	31.6	-28.7	.3	43.74	54	-10.26	-	-	80	207	V

* - indicates frequency in CFR15.205/IC7.2.2 Restricted Band

Pk - Peak detector

RMS - RMS detection

UL Korea, Ltd. Suwon Laboratory FORM ID: FCC_15C
218 Maeyeong-ro, Yeongtong-gu, Suwon-si, Gyeonggi-do, 16675, Korea TEL: (031) 337-9902 FAX: (031) 213-5433
UL Korea, Ltd. Confidential
This report shall not be reproduced except in full, without the written approval of UL Korea, Ltd.

HARMONICS AND SPURIOUS EMISSIONS

LOW CHANNEL HORIZONTAL

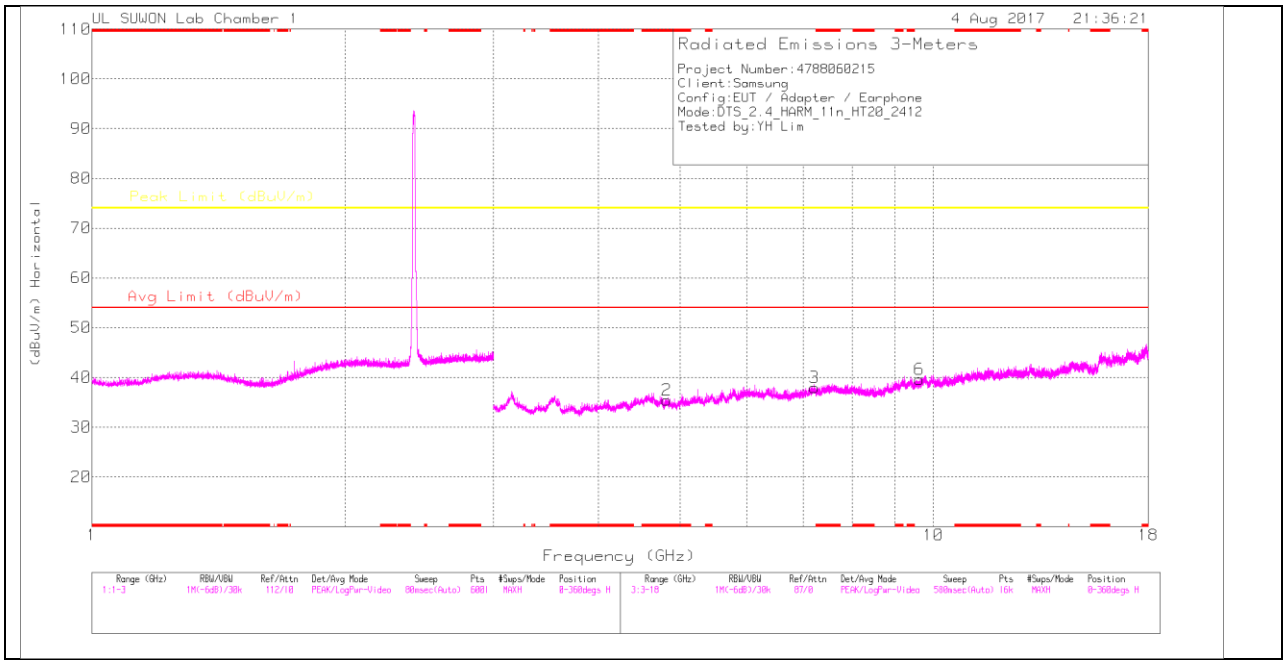

LOW CHANNEL VERTICAL

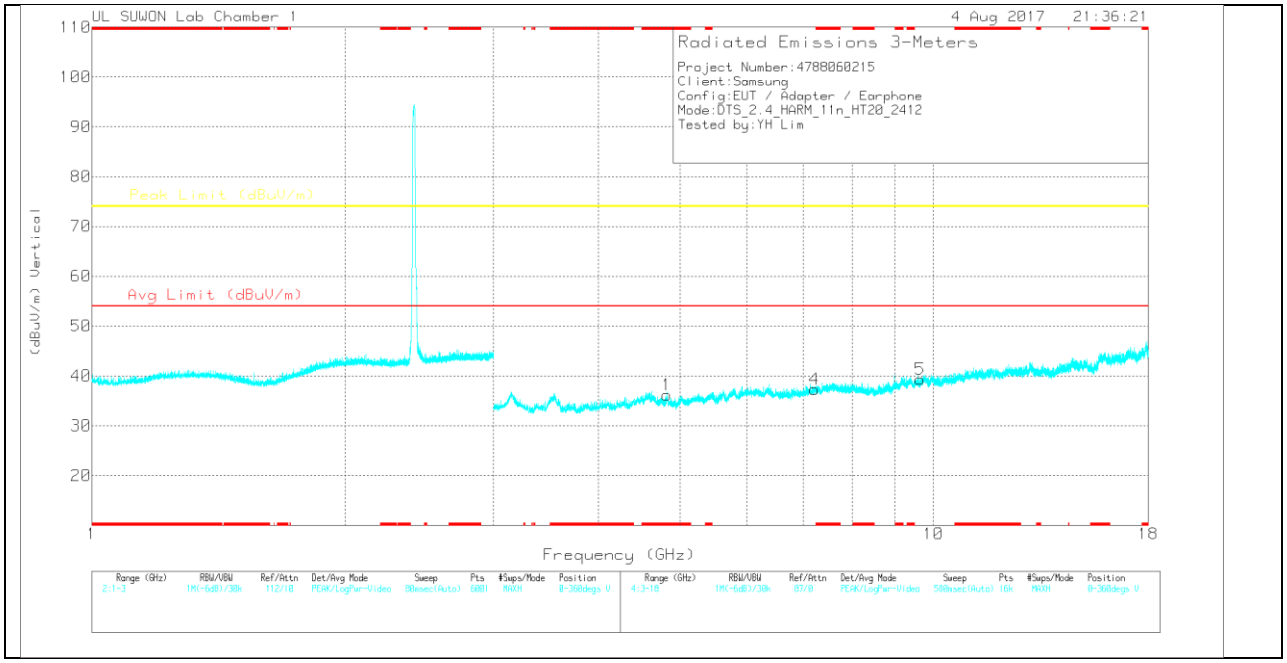

Note: Emission was scanned up to 26GHz; No emissions were detected above the noise floor which was at least 20dB below the specification limit.

UL Korea, Ltd. Suwon Laboratory FORM ID: FCC_15C
218 Maeyeong-ro, Yeongtong-gu, Suwon-si, Gyeonggi-do, 16675, Korea TEL: (031) 337-9902 FAX: (031) 213-5433
UL Korea, Ltd. Confidential
This report shall not be reproduced except in full, without the written approval of UL Korea, Ltd.

LOW CHANNEL DATA

Trace Markers

Marker	Frequency (GHz)	Meter Reading (dBuV)	Det	20170531_3117_00168717	3Ghz_HP(dB)	DC Corr (dB)	Corrected Reading (dBuV/m)	Avg Limit (dBuV/m)	Margin (dB)	Peak Limit (dBuV/m)	Margin (dB)	Azimuth (Degs)	Height (cm)	Polarity
2	* 4.821	35.67	PK	33.8	-34	0	35.47	-	-	74	-38.53	0-360	150	H
3	7.227	33.29	PK	35.9	-31.2	0	37.99	-	-	74	-36.01	0-360	150	H
6	9.631	31.06	PK	36.8	-28.3	0	39.56	-	-	74	-34.44	0-360	150	H
1	* 4.823	36.36	PK	33.8	-34	0	36.16	-	-	74	-37.84	0-360	150	V
4	7.227	32.66	PK	35.9	-31.2	0	37.36	-	-	74	-36.64	0-360	150	V
5	9.64	30.81	PK	36.8	-28.2	0	39.41	-	-	74	-34.59	0-360	150	V

* - indicates frequency in CFR15.205/IC7.2.2 Restricted Band

PK – Peak detector

Note: Only peak measurement was performed. Because peak measurement result of unwanted emission is less than average limit (54dBuV/m).

UL Korea, Ltd. Suwon Laboratory FORM ID: FCC_15C
218 Maeyeong-ro, Yeongtong-gu, Suwon-si, Gyeonggi-do, 16675, Korea TEL: (031) 337-9902 FAX: (031) 213-5433
UL Korea, Ltd. Confidential
This report shall not be reproduced except in full, without the written approval of UL Korea, Ltd.

MID CHANNEL HORIZONTAL

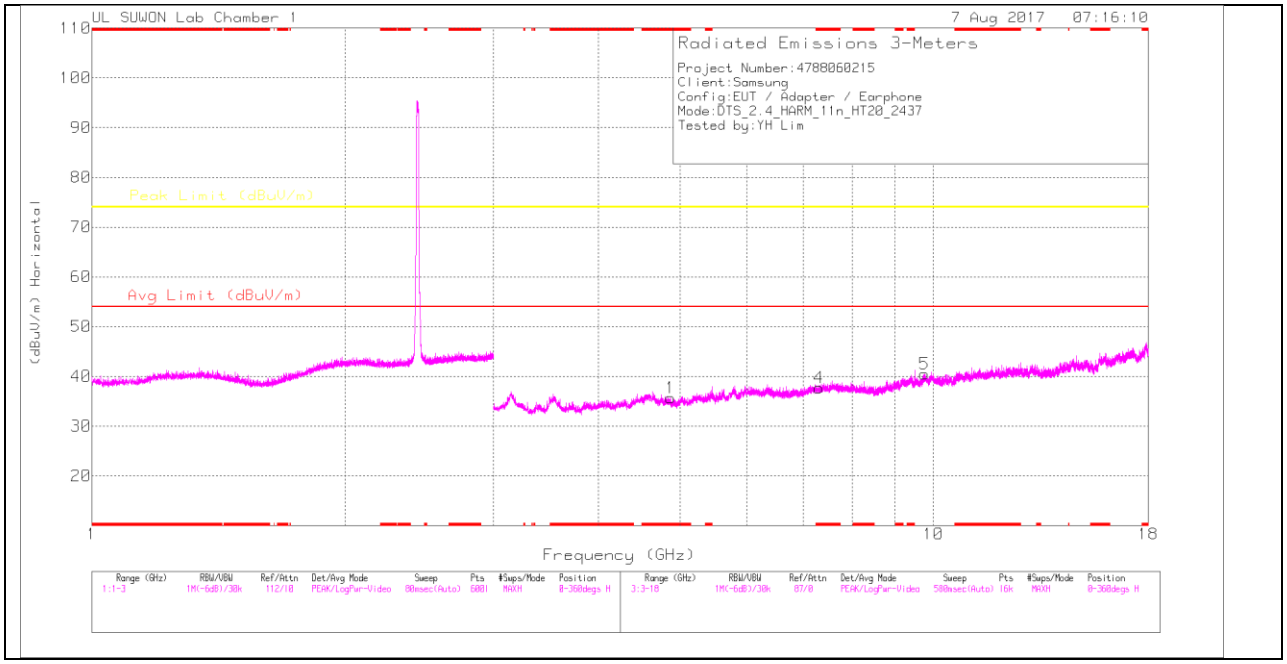

MID CHANNEL VERTICAL

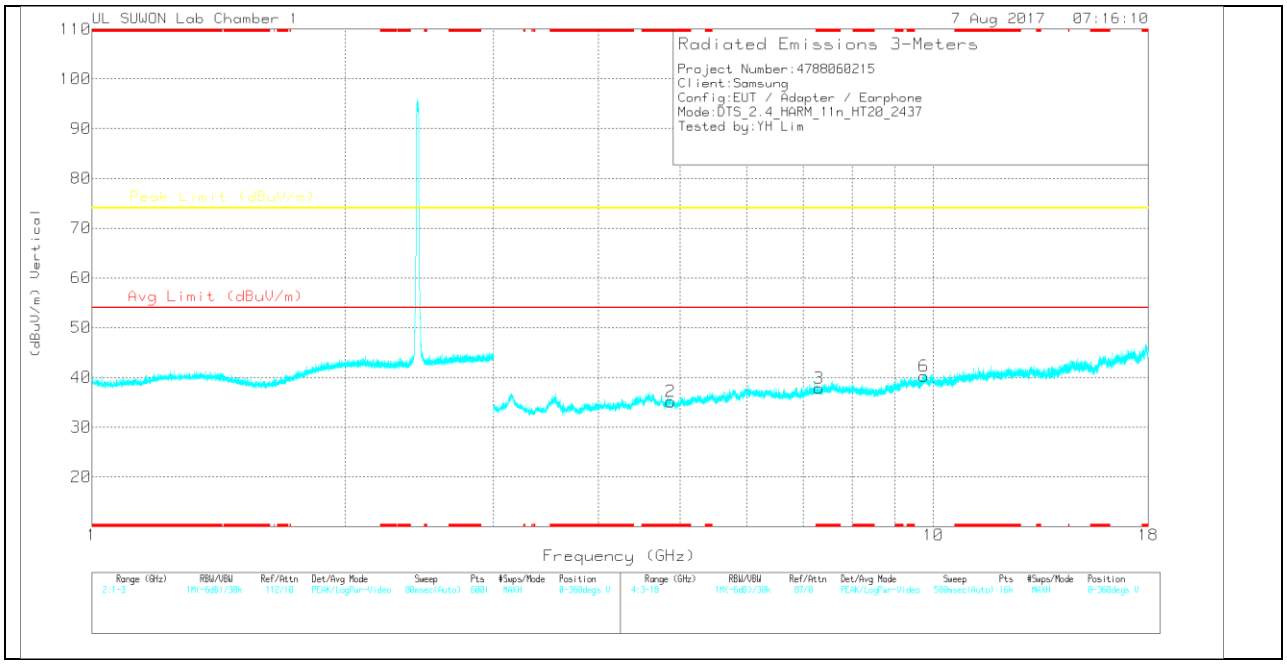

Note: Emission was scanned up to 26GHz; No emissions were detected above the noise floor which was at least 20dB below the specification limit.

UL Korea, Ltd. Suwon Laboratory FORM ID: FCC_15C
218 Maeyeong-ro, Yeongtong-gu, Suwon-si, Gyeonggi-do, 16675, Korea TEL: (031) 337-9902 FAX: (031) 213-5433
UL Korea, Ltd. Confidential
This report shall not be reproduced except in full, without the written approval of UL Korea, Ltd.

MID CHANNEL DATA

Trace Markers

Marker	Frequency (GHz)	Meter Reading (dBuV)	Det	20170531_3117_00168717	3Ghz_HP(dB)	DC Corr (dB)	Corrected Reading (dBuV/m)	Avg Limit (dBuV/m)	Margin (dB)	Peak Limit (dBuV/m)	Margin (dB)	Azimuth (Degs)	Height (cm)	Polarity
1	* 4.868	36.06	PK	33.8	-34.2	0	35.66	-	-	74	-38.34	0-360	150	H
4	* 7.314	32.77	PK	35.9	-31	0	37.67	-	-	74	-36.33	0-360	250	H
5	9.751	31.24	PK	36.9	-27.7	0	40.44	-	-	74	-33.56	0-360	150	H
2	* 4.872	35.52	PK	33.8	-34.2	0	35.12	-	-	74	-38.88	0-360	250	V
3	* 7.312	32.83	PK	35.9	-30.9	0	37.83	-	-	74	-36.17	0-360	150	V
6	9.743	31.09	PK	36.9	-27.8	0	40.19	-	-	74	-33.81	0-360	250	V

* - indicates frequency in CFR15.205/IC7.2.2 Restricted Band

PK – Peak detector

Note: Only peak measurement was performed. Because peak measurement result of unwanted emission is less than average limit (54dBuV/m).

UL Korea, Ltd. Suwon Laboratory FORM ID: FCC_15C
218 Maeyeong-ro, Yeongtong-gu, Suwon-si, Gyeonggi-do, 16675, Korea TEL: (031) 337-9902 FAX: (031) 213-5433
UL Korea, Ltd. Confidential
This report shall not be reproduced except in full, without the written approval of UL Korea, Ltd.

HIGH CHANNEL HORIZONTAL

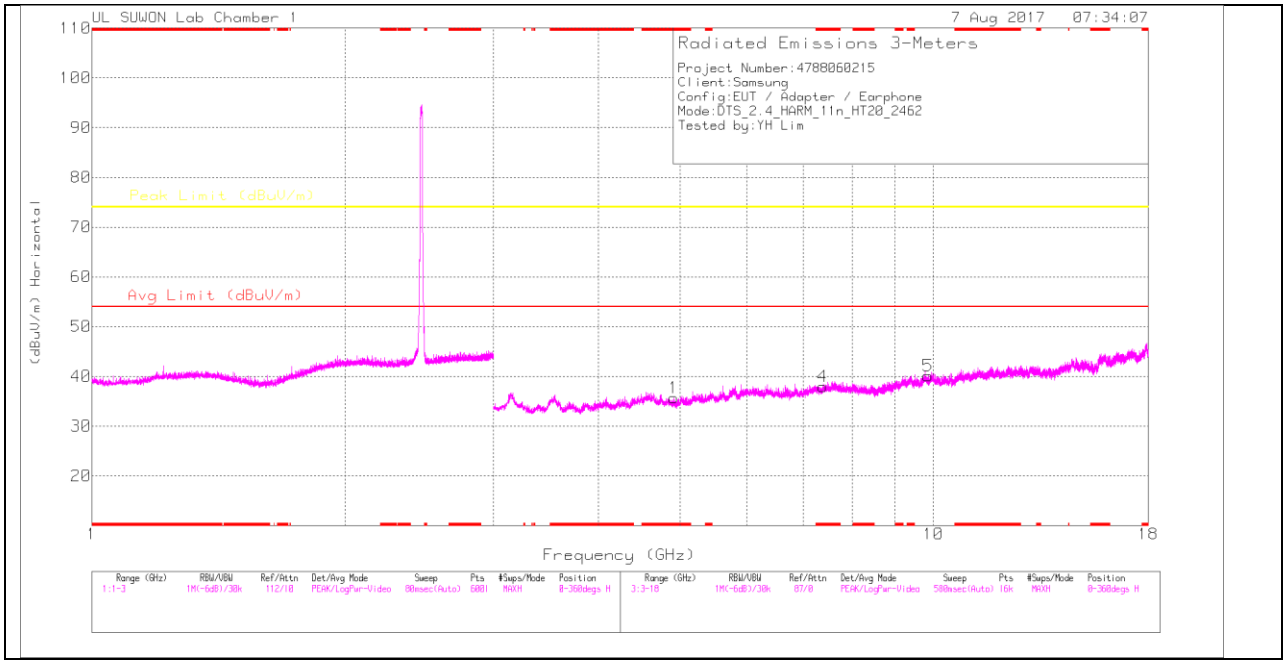

HIGH CHANNEL VERTICAL

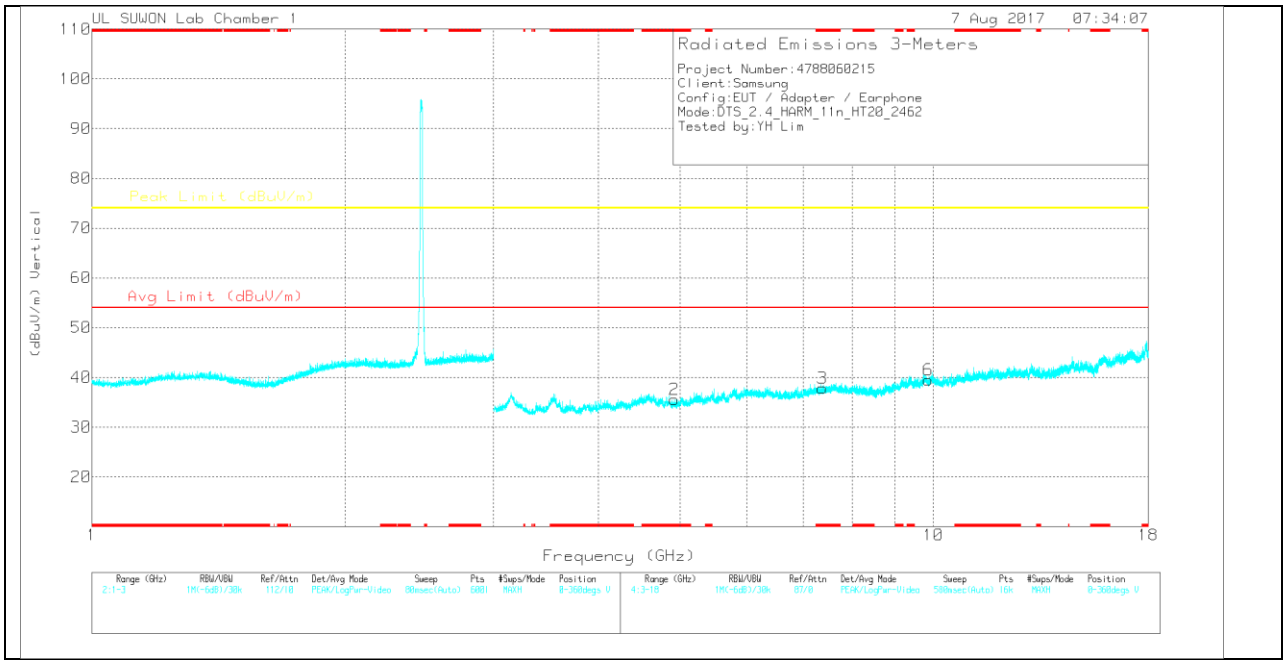

Note: Emission was scanned up to 26GHz; No emissions were detected above the noise floor which was at least 20dB below the specification limit.

UL Korea, Ltd. Suwon Laboratory FORM ID: FCC_15C
218 Maeyeong-ro, Yeongtong-gu, Suwon-si, Gyeonggi-do, 16675, Korea TEL: (031) 337-9902 FAX: (031) 213-5433
UL Korea, Ltd. Confidential
This report shall not be reproduced except in full, without the written approval of UL Korea, Ltd.

HIGH CHANNEL DATA

Trace Markers

Marker	Frequency (GHz)	Meter Reading (dBuV)	Det	20170531_3117_00168717	3Ghz_HP(dB)	DC Corr (dB)	Corrected Reading (dBuV/m)	Avg Limit (dBuV/m)	Margin (dB)	Peak Limit (dBuV/m)	Margin (dB)	Azimuth (Degs)	Height (cm)	Polarity
1	* 4.911	35.78	PK	33.8	-33.9	0	35.68	-	-	74	-38.32	0-360	250	H
4	* 7.383	33.08	PK	35.9	-31	0	37.98	-	-	74	-36.02	0-360	250	H
5	9.85	31.43	PK	37	-28.3	0	40.13	-	-	74	-33.87	0-360	250	H
2	* 4.923	35.61	PK	33.8	-33.8	0	35.61	-	-	74	-38.39	0-360	250	V
3	* 7.379	32.99	PK	35.9	-31	0	37.89	-	-	74	-36.11	0-360	250	V
6	9.857	31.03	PK	37	-28.5	0	39.53	-	-	74	-34.47	0-360	250	V

* - indicates frequency in CFR15.205/IC7.2.2 Restricted Band

PK – Peak detector

Note: Only peak measurement was performed. Because peak measurement result of unwanted emission is less than average limit (54dBuV/m).

UL Korea, Ltd. Suwon Laboratory FORM ID: FCC_15C
218 Maeyeong-ro, Yeongtong-gu, Suwon-si, Gyeonggi-do, 16675, Korea TEL: (031) 337-9902 FAX: (031) 213-5433
UL Korea, Ltd. Confidential
This report shall not be reproduced except in full, without the written approval of UL Korea, Ltd.

10.3. BANDEDGE (on Worst case) equipped with protective case

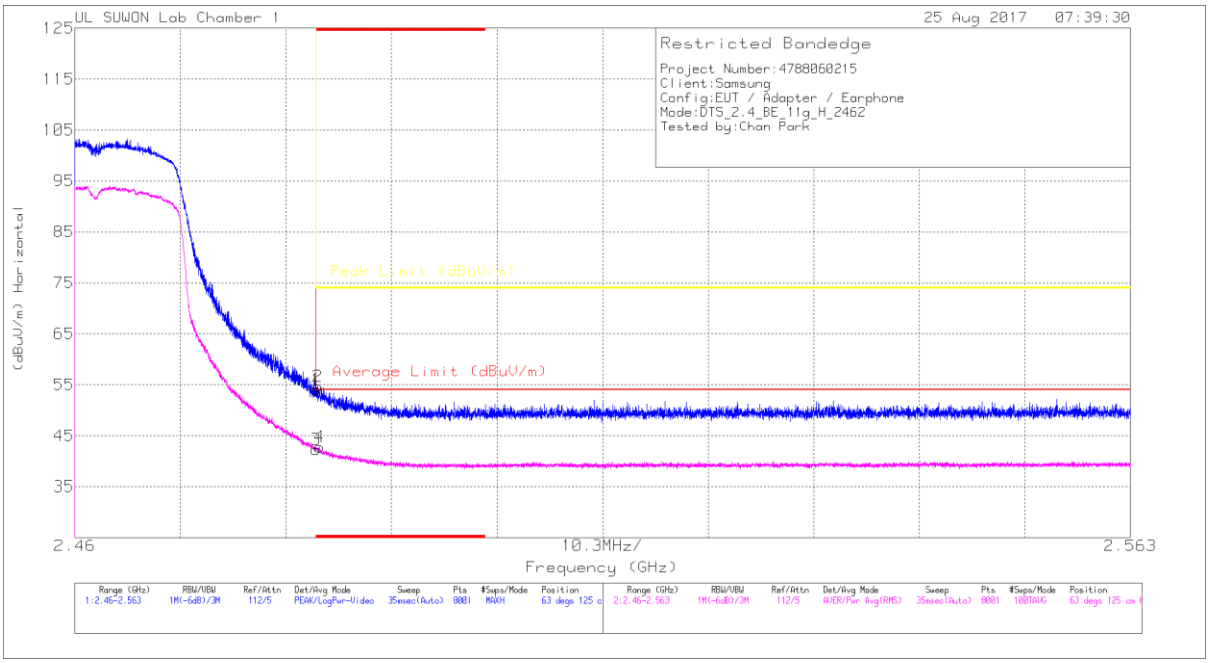

Trace Markers

Marker	Frequency (GHz)	Meter Reading (dBuV)	Det	20170531_3117_00168717	10dB_ATT(dB)_170809	DC Corr (dB)	Corrected Reading (dBuV/m)	Average Limit (dBuV/m)	Margin (dB)	Peak Limit (dBuV/m)	PK Margin (dB)	Azimuth (Degs)	Height (cm)	Polarity
1	* 2.484	47.9	Pk	31.6	-25.5	0	54	-	-	74	-20	63	125	H
2	* 2.484	48.6	Pk	31.6	-25.5	0	54.7	-	-	74	-19.3	63	125	H
3	* 2.484	35.9	RMS	31.6	-25.5	.3	42.3	54	-11.7	-	-	63	125	H
4	* 2.484	36.41	RMS	31.6	-25.5	.3	42.81	54	-11.19	-	-	63	125	H

* - indicates frequency in CFR15.205/IC7.2.2 Restricted Band

Pk - Peak detector

RMS - RMS detection

Note : Band Edge emission is lower than stand alone condition.

UL Korea, Ltd. Suwon Laboratory FORM ID: FCC_15C
218 Maeyeong-ro, Yeongtong-gu, Suwon-si, Gyeonggi-do, 16675, Korea TEL: (031) 337-9902 FAX: (031) 213-5433
UL Korea, Ltd. Confidential
This report shall not be reproduced except in full, without the written approval of UL Korea, Ltd.

10.4. HARMONICS AND SPURIOUS EMISSIONS (on Worst case) equipped with protective case

HORIZONTAL

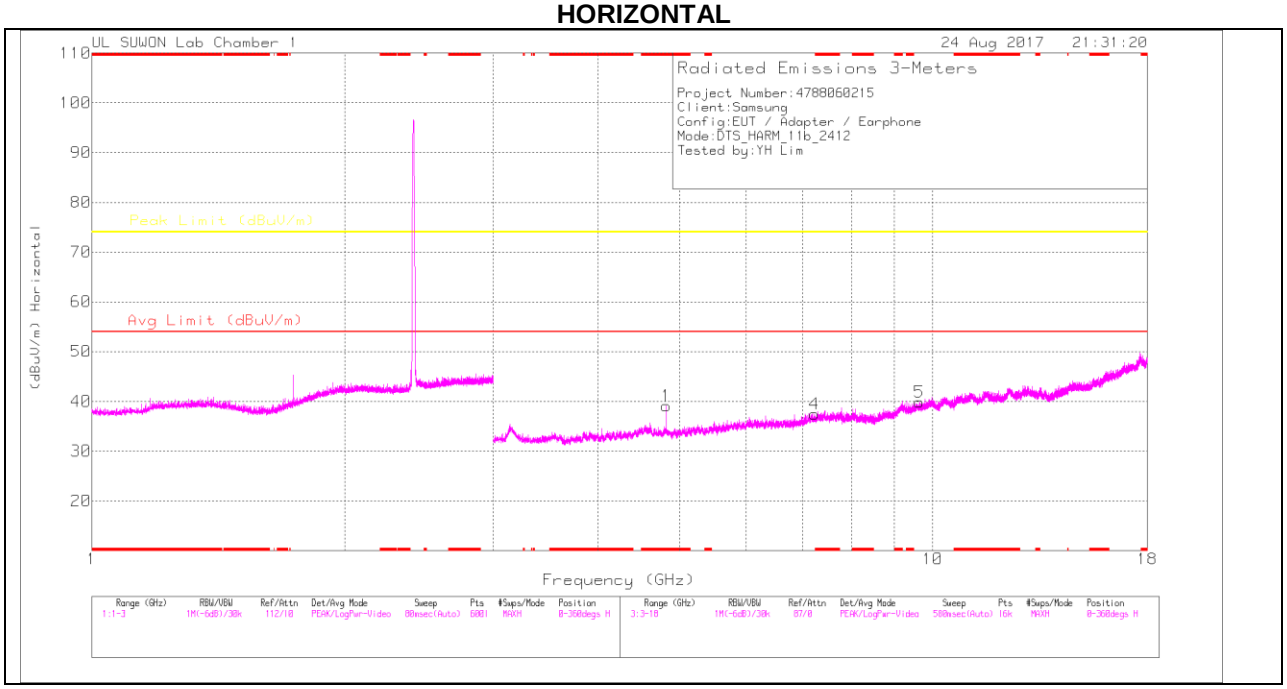

VERTICAL

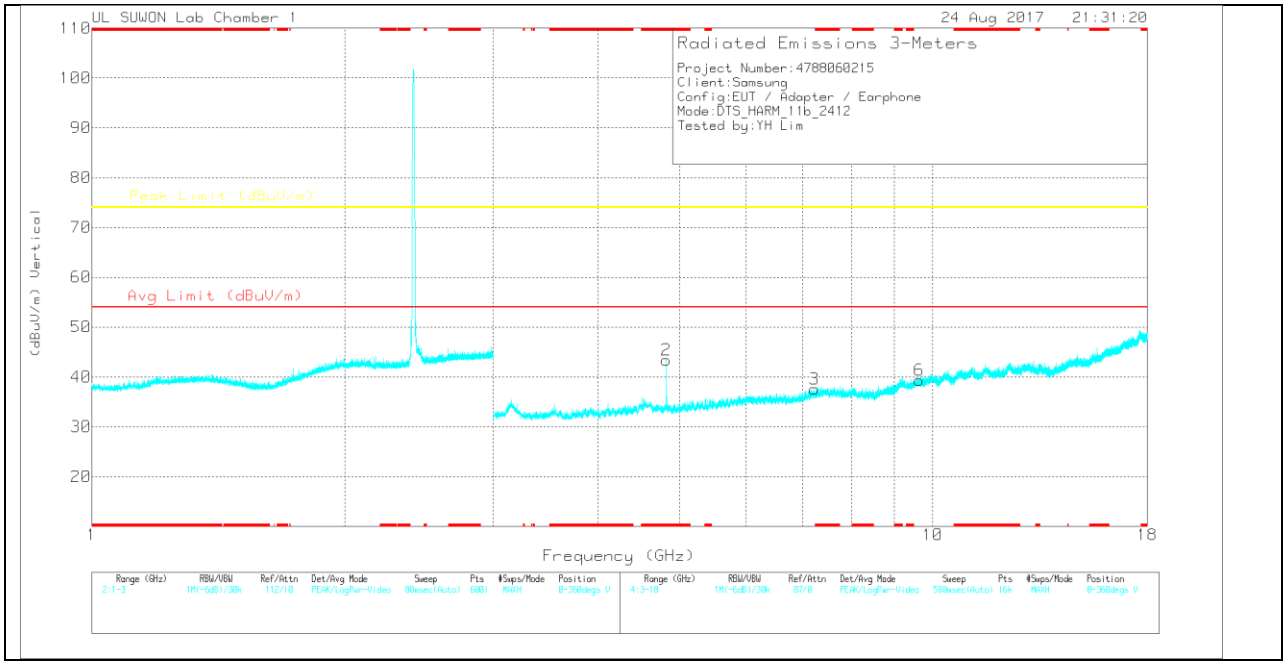

UL Korea, Ltd. Confidential
This report shall not be reproduced except in full, without the written approval of UL Korea, Ltd.

Trace Markers

Marker	Frequency (GHz)	Meter Reading (dBuV)	Det	20170531_3117_00168717	3GHz_HP(dB)_170809	DC Corr (dB)	Corrected Reading (dBuV/m)	Avg Limit (dBuV/m)	Margin (dB)	Peak Limit (dBuV/m)	Margin (dB)	Azimuth (Degs)	Height (cm)	Polarity
1	* 4.823	36.92	PK	33.8	-31.6	0	39.12	-	-	74	-34.88	0-360	150	H
4	7.229	29.62	PK	35.9	-28.1	0	37.42	-	-	74	-36.58	0-360	250	H
5	9.633	26.63	PK	36.8	-23.6	0	39.83	-	-	74	-34.17	0-360	250	H
2	* 4.823	41.17	PK	33.8	-31.6	0	43.37	-	-	74	-30.63	0-360	250	V
3	7.24	29.63	PK	35.9	-28	0	37.53	-	-	74	-36.47	0-360	250	V
6	9.632	26.19	PK	36.8	-23.6	0	39.39	-	-	74	-34.61	0-360	150	V

* - indicates frequency in CFR15.205/IC7.2.2 Restricted Band

PK – Peak detector

Radiated Emissions

Frequency (GHz)	Meter Reading (dBuV)	Det	20170531_3117_00168717	3GHz_HP(dB)_170809	DC Corr (dB)	Corrected Reading (dBuV/m)	Avg Limit (dBuV/m)	Margin (dB)	Peak Limit (dBuV/m)	Margin (dB)	Azimuth (Degs)	Height (cm)	Polarity
* 4.824	43.15	PK2	33.8	-31.6	0	45.35	-	-	74	-28.65	191	105	H
* 4.824	38.91	MAv1	33.8	-31.6	0	41.11	54	-12.89	-	-	191	105	H
* 4.824	47.79	PK2	33.8	-31.6	0	49.99	-	-	74	-24.01	238	272	V
* 4.824	40.8	MAv1	33.8	-31.6	0	43	54	-11	-	-	238	272	V

* - indicates frequency in CFR15.205/IC7.2.2 Restricted Band

PK2 - KDB558074 Method: Maximum Peak

MAv1 - KDB558074 Option 1 Maximum RMS Average

Note : Harmonic and spurious emission is lower than stand alone condition.

UL Korea, Ltd. Suwon Laboratory FORM ID: FCC_15C
218 Maeyeong-ro, Yeongtong-gu, Suwon-si, Gyeonggi-do, 16675, Korea TEL: (031) 337-9902 FAX: (031) 213-5433
UL Korea, Ltd. Confidential
This report shall not be reproduced except in full, without the written approval of UL Korea, Ltd.

10.5. WORST-CASE BELOW 1 GHz

SPURIOUS EMISSIONS 30 TO 1000 MHz (WORST-CASE CONFIGURATION, HORIZONTAL)

HORIZONTAL PLOT

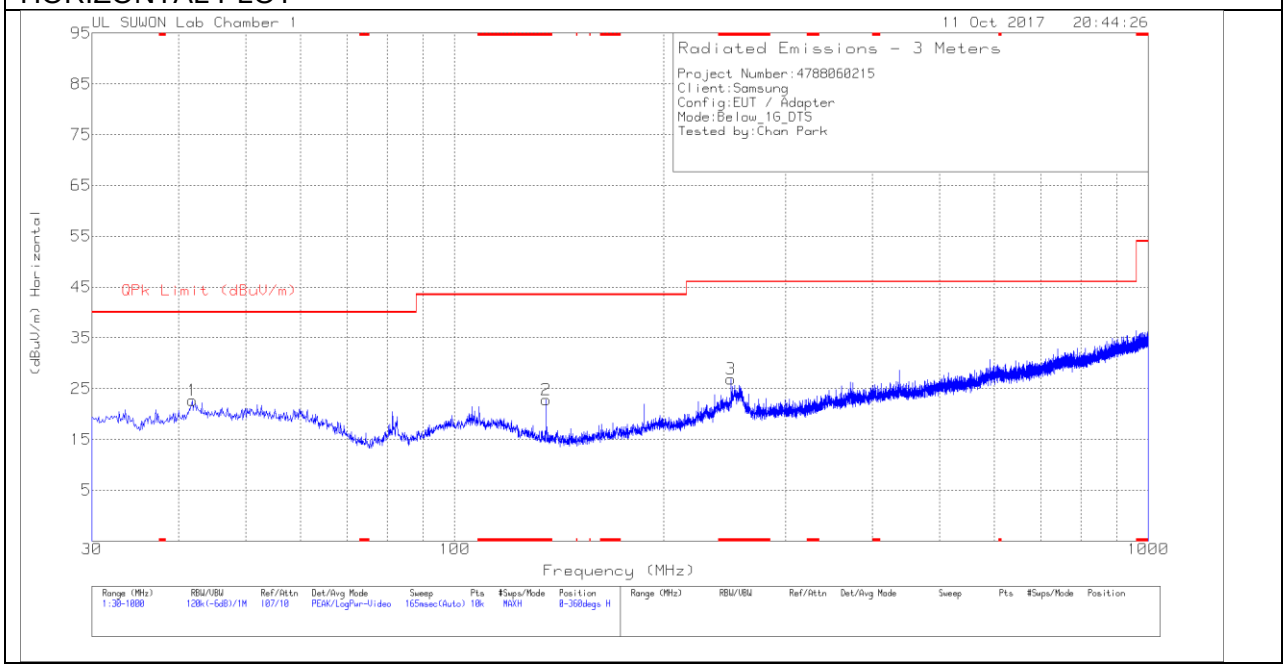

SPURIOUS EMISSIONS 30 TO 1000 MHz (WORST-CASE CONFIGURATION, VERTICAL)

VERTICAL PLOT

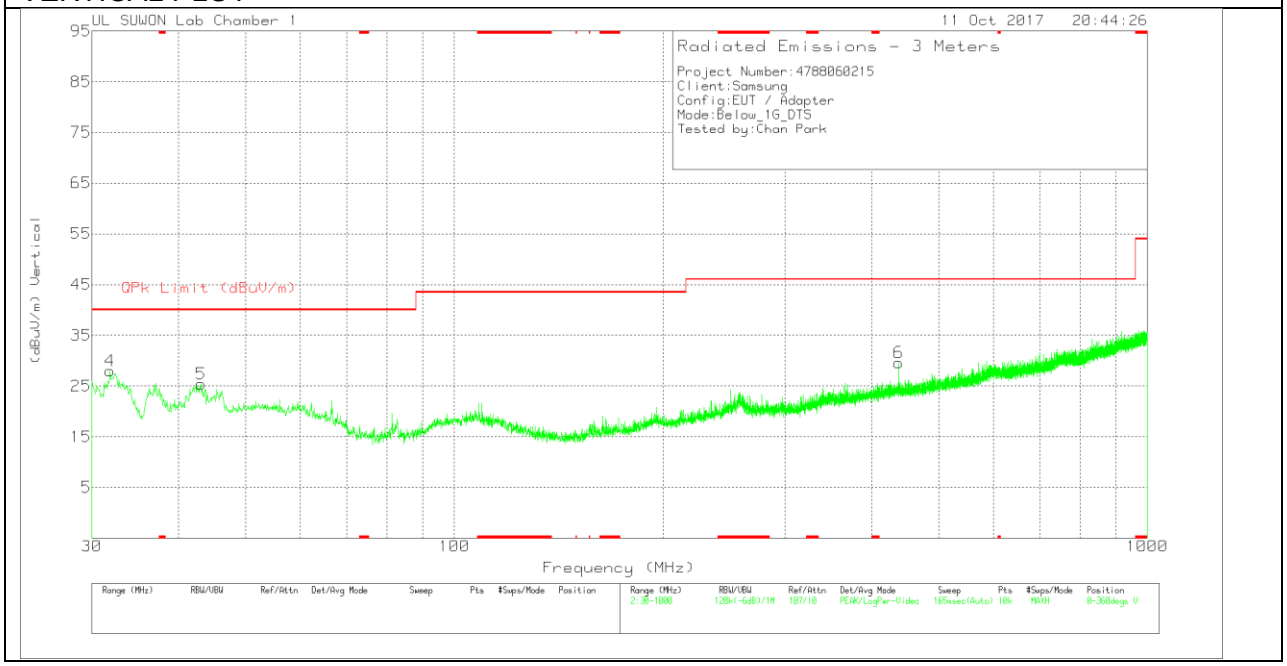

UL Korea, Ltd. Confidential
This report shall not be reproduced except in full, without the written approval of UL Korea, Ltd.

Below 1G Data

Trace Markers

Marker	Frequency (MHz)	Meter Reading (dBuV)	Det	750_20170831	30-1000MHz[dB]	Corrected Reading (dBuV/m)	QPk Limit (dBuV/m)	Margin (dB)	Azimuth (Degs)	Height (cm)	Polarity
1	41.834	33.07	Pk	19	-29.4	22.67	40	-17.33	0-360	400	H
2	* 135.536	36.81	Pk	14	-28	22.81	43.52	-20.71	0-360	200	H
3	* 250.19	35.84	Pk	18.4	-27.4	26.84	46.02	-19.18	0-360	100	H
4	31.843	41.35	Pk	16.2	-29.6	27.95	40	-12.05	0-360	100	V
5	43.095	35.43	Pk	19.3	-29.3	25.43	40	-14.57	0-360	100	V
6	437.497	33.65	Pk	22	-26	29.65	46.02	-16.37	0-360	100	V

* - indicates frequency in CFR47 Pt 15 / IC RSS-Restricted Band
Pk - Peak detector

UL Korea, Ltd. Suwon Laboratory FORM ID: FCC_15C
218 Maeyeong-ro, Yeongtong-gu, Suwon-si, Gyeonggi-do, 16675, Korea TEL: (031) 337-9902 FAX: (031) 213-5433
UL Korea, Ltd. Confidential
This report shall not be reproduced except in full, without the written approval of UL Korea, Ltd.

11. AC POWER LINE CONDUCTED EMISSIONS

LIMITS

FCC §15.207 (a)

Frequency of Emission (MHz)	Conducted Limit (dBuV)	
	Quasi-peak	Average
0.15-0.5	66 to 56 *	56 to 46 *
0.5-5	56	46
5-30	60	50

* Decreases with the logarithm of the frequency.

TEST PROCEDURE

The EUT is placed on a non-conducting table 40 cm from the vertical ground plane and 80 cm above the horizontal ground plane. The EUT is configured in accordance with ANSI C63.10.

The receiver is set to a resolution bandwidth of 9 kHz. Peak detection is used unless otherwise noted as quasi-peak or average.

Line conducted data is recorded for both NEUTRAL and HOT lines.

UL Korea, Ltd. Suwon Laboratory FORM ID: FCC_15C
218 Maeyeong-ro, Yeongtong-gu, Suwon-si, Gyeonggi-do, 16675, Korea TEL: (031) 337-9902 FAX: (031) 213-5433
UL Korea, Ltd. Confidential
This report shall not be reproduced except in full, without the written approval of UL Korea, Ltd.

RESULTS

WORST EMISSIONS

LINE 1 PLOT

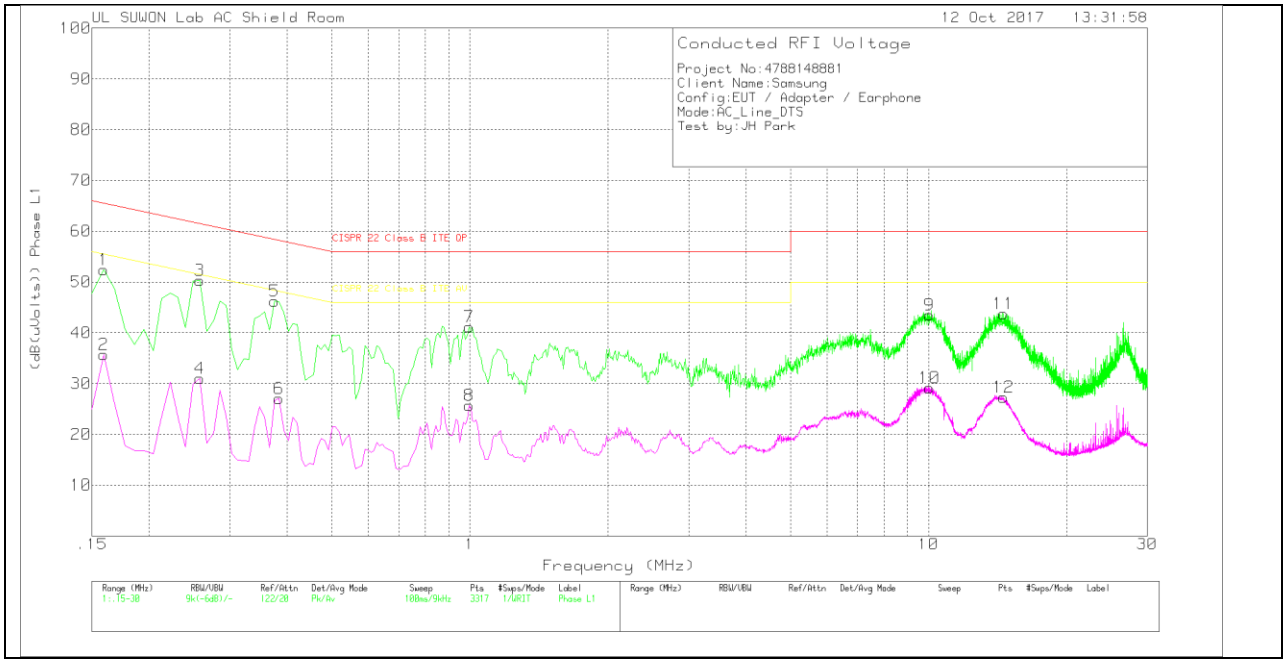

UL Korea, Ltd. Suwon Laboratory FORM ID: FCC_15C
218 Maeyeong-ro, Yeongtong-gu, Suwon-si, Gyeonggi-do, 16675, Korea TEL: (031) 337-9902 FAX: (031) 213-5433
UL Korea, Ltd. Confidential
This report shall not be reproduced except in full, without the written approval of UL Korea, Ltd.

LINE 1 RESULTS

Trace Markers

Range 1: Phase L1 .15 - 30MHz

Marker	Frequency (MHz)	Meter Reading (dBuV)	Det	101837_L1_with extension	CABLELOSS(dB)	Corrected Reading (dB(uVolts))	CISPR 22 Class B ITE QP	Margin (dB)	CISPR 22 Class B ITE AV	Margin (dB)
1	.159	42.26	Pk	10	.1	52.36	65.52	-13.16	-	-
2	.159	25.61	Av	10	.1	35.71	-	-	55.52	-19.81
3	.258	40.56	Pk	9.5	.2	50.26	61.5	-11.24	-	-
4	.258	21.33	Av	9.5	.2	31.03	-	-	51.5	-20.47
5	.375	36.32	Pk	9.7	.2	46.22	58.39	-12.17	-	-
6	.384	17.12	Av	9.7	.2	27.02	-	-	48.19	-21.17
7	.996	31.08	Pk	9.8	.3	41.18	56	-14.82	-	-
8	.996	15.62	Av	9.8	.3	25.72	-	-	46	-20.28
9	10.041	33.34	Pk	9.8	.4	43.54	60	-16.46	-	-
10	10.05	18.95	Av	9.8	.4	29.15	-	-	50	-20.85
11	14.577	33.57	Pk	9.8	.4	43.77	60	-16.23	-	-
12	14.577	17.09	Av	9.8	.4	27.29	-	-	50	-22.71

Pk - Peak detector
Av - Average detection

UL Korea, Ltd. Suwon Laboratory FORM ID: FCC_15C
218 Maeyeong-ro, Yeongtong-gu, Suwon-si, Gyeonggi-do, 16675, Korea TEL: (031) 337-9902 FAX: (031) 213-5433
UL Korea, Ltd. Confidential
This report shall not be reproduced except in full, without the written approval of UL Korea, Ltd.

LINE 2 PLOT

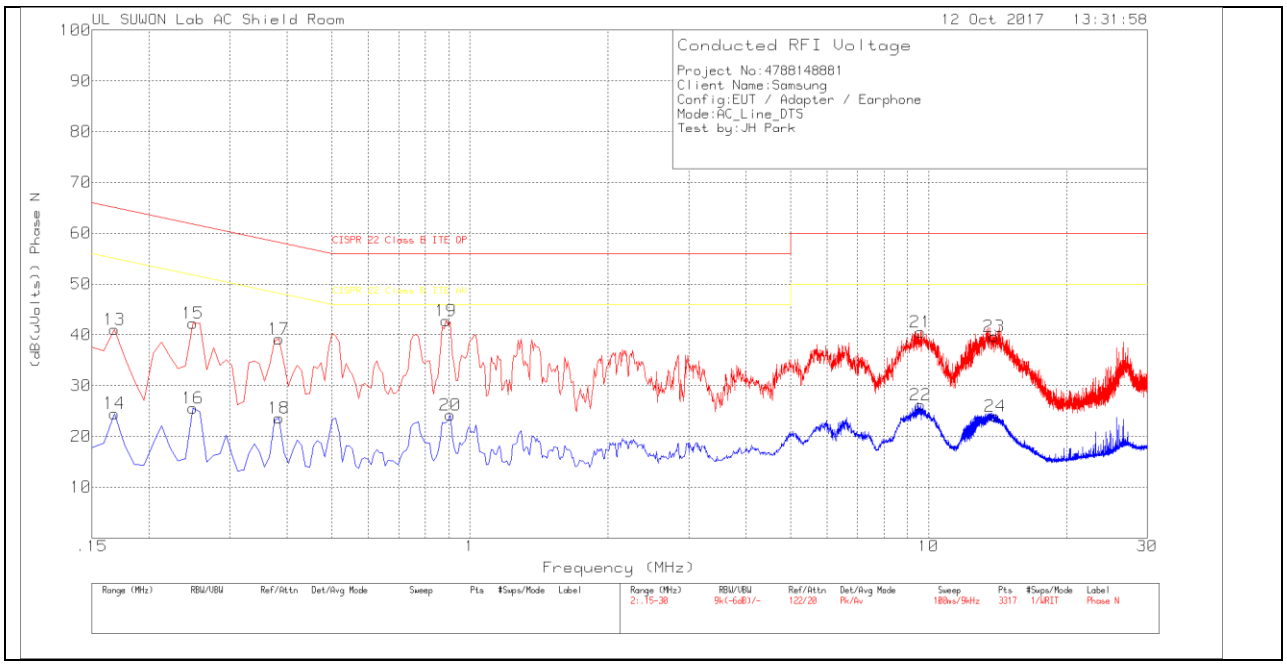

UL Korea, Ltd. Suwon Laboratory FORM ID: FCC_15C
218 Maeyeong-ro, Yeongtong-gu, Suwon-si, Gyeonggi-do, 16675, Korea TEL: (031) 337-9902 FAX: (031) 213-5433
UL Korea, Ltd. Confidential
This report shall not be reproduced except in full, without the written approval of UL Korea, Ltd.

LINE 2 RESULTS

Trace Markers

Range 2: Phase N .15 - 30MHz

Marker	Frequency (MHz)	Meter Reading (dBuV)	Det	101837_N_with extension	CABLELOSS(dB)	Corrected Reading (dB(uVolts))	CISPR 22 Class B ITE QP	Margin (dB)	CISPR 22 Class B ITE AV	Margin (dB)
13	.168	30.95	Pk	10	.1	41.05	65.06	-24.01	-	-
14	.168	14.42	Av	10	.1	24.52	-	-	55.06	-30.54
15	.249	32.48	Pk	9.6	.2	42.28	61.79	-19.51	-	-
16	.249	15.76	Av	9.6	.2	25.56	-	-	51.79	-26.23
17	.384	29.16	Pk	9.8	.2	39.16	58.19	-19.03	-	-
18	.384	13.58	Av	9.8	.2	23.58	-	-	48.19	-24.61
19	.888	32.8	Pk	9.7	.3	42.8	56	-13.2	-	-
20	.906	14.08	Av	9.8	.3	24.18	-	-	46	-21.82
21	9.609	30.32	Pk	9.8	.4	40.52	60	-19.48	-	-
22	9.609	16.04	Av	9.8	.4	26.24	-	-	50	-23.76
23	13.893	29.52	Pk	9.8	.4	39.72	60	-20.28	-	-
24	13.965	13.75	Av	9.8	.4	23.95	-	-	50	-26.05

Pk - Peak detector
Av - Average detection

UL Korea, Ltd. Suwon Laboratory FORM ID: FCC_15C
218 Maeyeong-ro, Yeongtong-gu, Suwon-si, Gyeonggi-do, 16675, Korea TEL: (031) 337-9902 FAX: (031) 213-5433
UL Korea, Ltd. Confidential
This report shall not be reproduced except in full, without the written approval of UL Korea, Ltd.