UNII 5.8 GHz IEEE 802.11ac VHT80 mode

11ac VHT80 Mode Straddle Channel

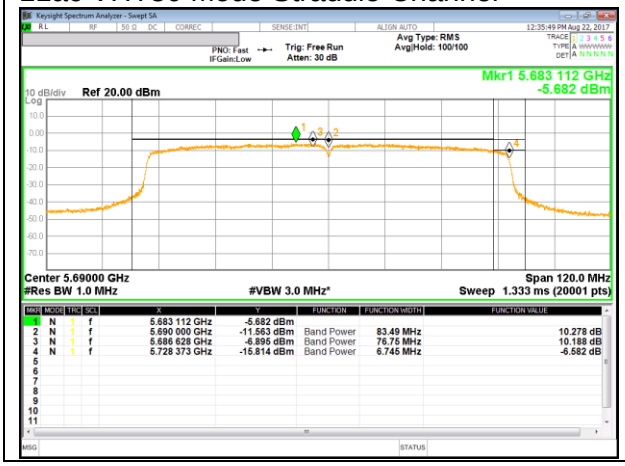

11ac VHT80 Mode Middle Channel

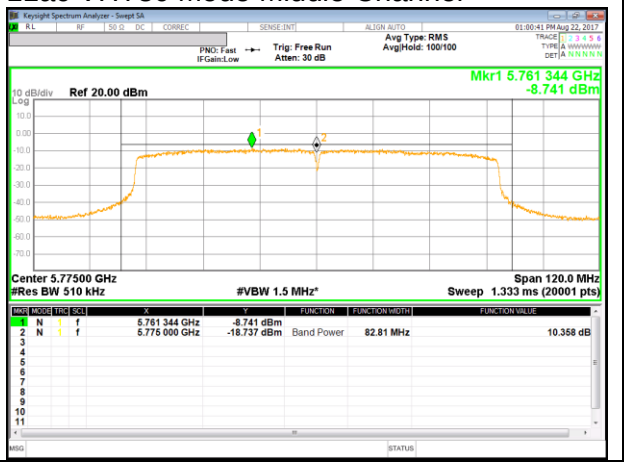

UL Korea, Ltd. Confidential
This report shall not be reproduced except in full, without the written approval of UL Korea, Ltd.

10. TRANSMITTER ABOVE 1 GHz

LIMITS

FCC §15.205 and §15.209

Limits for radiated disturbance of an intentional radiator		
Frequency range (MHz)	Limits (µV/m)	Measurement Distance (m)
0.009 – 0.490	2400 / F (kHz)	300
0.490 – 1.705	24000 / F (kHz)	30
1.705 – 30.0	30	30
30 – 88	100**	3
88 - 216	150**	3
216 – 960	200**	3
Above 960	500	3

** Except as provided in paragraph (g), fundamental emissions from intentional radiators operating under this section shall not be located in the frequency bands 54-72 MHz, 76-88 MHz, 174-216 MHz or 470-806 MHz. However, operation within these frequency bands is permitted under other sections of this part, e.g. §§ 15.231 and 15.241.

FCC §15.407 (b)

(b) Undesirable emission limits. Except as shown in paragraph (b)(7) of this section, the maximum emissions outside of the frequency bands of operation shall be attenuated in accordance with the following limits:

(1) For transmitters operating in the 5.15-5.25 GHz band: All emissions outside of the 5.15-5.35 GHz band shall not exceed an e.i.r.p. of −27 dBm/MHz.
(2) For transmitters operating in the 5.25-5.35 GHz band: All emissions outside of the 5.15-5.35 GHz band shall not exceed an e.i.r.p. of −27 dBm/MHz.
(3) For transmitters operating in the 5.47-5.725 GHz band: All emissions outside of the 5.47-5.725 GHz band shall not exceed an e.i.r.p. of −27 dBm/MHz.
(4) For transmitters operating in the 5.725-5.85 GHz band:

(i) All emissions shall be limited to a level of −27 dBm/MHz at 75 MHz or more above or below the band edge increasing linearly to 10 dBm/MHz at 25 MHz above or below the band edge, and from 25 MHz above or below the band edge increasing linearly to a level of 15.6 dBm/MHz at 5 MHz above or below the band edge, and from 5 MHz above or below the band edge increasing linearly to a level of 27 dBm/MHz at the band edge.

(5) The emission measurements shall be performed using a minimum resolution bandwidth of 1 MHz. A lower resolution bandwidth may be employed near the band edge, when necessary, provided the measured energy is integrated to show the total power over 1 MHz.
(6) Unwanted emissions below 1 GHz must comply with the general field strength limits set forth

UL Korea, Ltd. Confidential
This report shall not be reproduced except in full, without the written approval of UL Korea, Ltd.

in §15.209. Further, any U-NII devices using an AC power line are required to comply also with the conducted limits set forth in §15.207.
(7) The provisions of §15.205 apply to intentional radiators operating under this section.
(8) When measuring the emission limits, the nominal carrier frequency shall be adjusted as close to the upper and lower frequency band edges as the design of the equipment permits.

Note

- Limit translation to field strength level (FCC §15.407)

E[dBuV/m] = EIRP[dBm] + 95.2 = -27dBm + 95.2 = 68.2dBuV/m
E[dBuV/m] = EIRP[dBm] + 95.2 = -17dBm + 95.2 = 78.2dBuV/m

TEST PROCEDURE

The EUT is placed on a non-conducting table 80 cm above the ground plane for below 1GHz and 150 cm for above 1GHz. The antenna to EUT distance is 3 meters. The EUT is configured in accordance with ANSI C63.10. The EUT is set to transmit in a continuous mode.

For measurements below 1 GHz the resolution bandwidth is set to 100 kHz for peak detection measurements or 120 kHz for quasi-peak detection measurements. Peak detection is used unless otherwise noted as quasi-peak.

Reference to KDB 789033 D02 v01r04 UNII part G) 6) c) Method AD:
For measurements above 1 GHz the resolution bandwidth is set to 1 MHz; the video bandwidth is set to 3 MHz for peak measurements and add duty cycle factor to the reading offset for average measurements.
Pre-scans to detect harmonic and spurious emissions, the resolution bandwidth is set to 1 MHz; the video bandwidth is set to 30 KHz for peak measurements.

The spectrum from 1 GHz to 40 GHz is investigated with the transmitter set to the lowest, middle, and highest channels in each applicable band.
(From 30MHz to 1GHz, test was performed with the EUT set to transmit at the channel with highest output power)

The frequency range of interest is monitored at a fixed antenna height and EUT azimuth. The EUT is rotated through 360 degrees to maximize emissions received. The antenna is scanned from 1 to 4 meters above the ground plane to further maximize the emission. Measurements are made with the antenna polarized in both the vertical and the horizontal positions.

Note : Emission was pre-scanned from 9KHz to 30MHz; No emissions were detected which was at least 20dB below the specification limit (consider distance correction factor).
Per FCC part 15.31(o), test results were not reported.

UL Korea, Ltd. Confidential
This report shall not be reproduced except in full, without the written approval of UL Korea, Ltd.

10.1. 5.2 GHz

10.1.1. TX Above 1GHz 802.11a MODE IN THE 5.2GHz BAND

RESTRICTED BANDEDGE (LOW CHANNEL)

HORIZONTAL PEAK AND AVERAGE PLOT

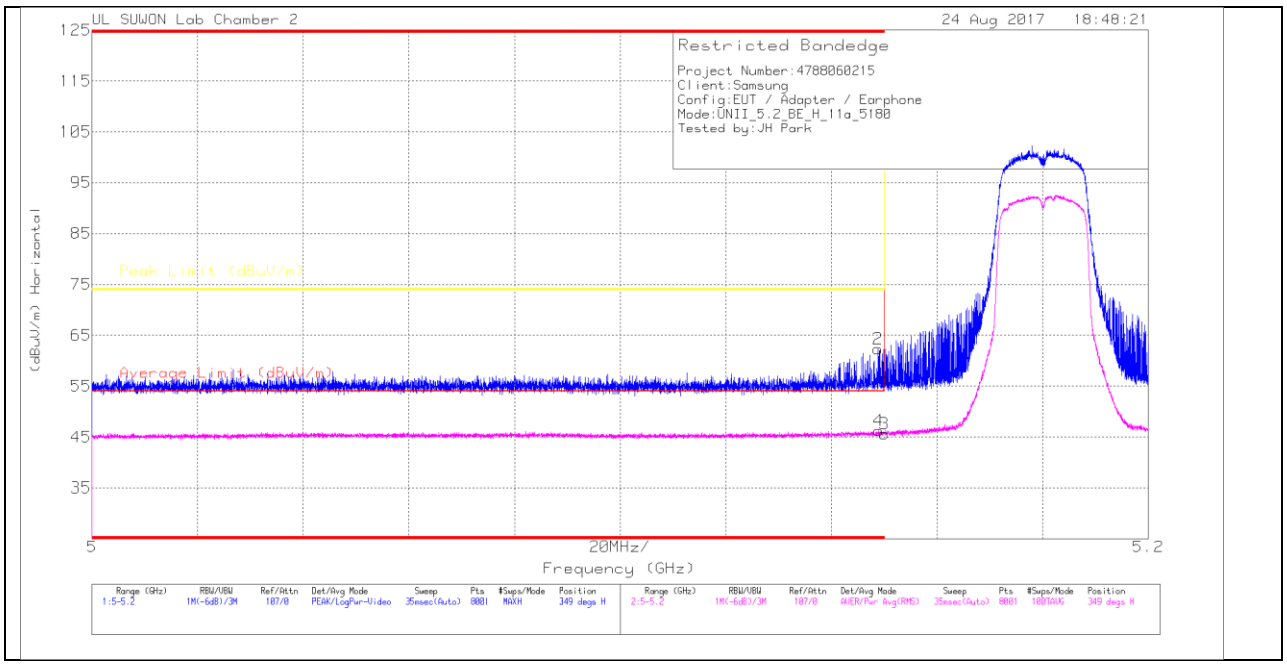

HORIZONTAL DATA

Trace Markers

Marker	Frequency (GHz)	Meter Reading (dBuV)	Det	170531_3117 [00168724]	10dB[dB]	DC Corr (dB)	Corrected Reading (dBuV/m)	Average Limit (dBuV/m)	Margin (dB)	Peak Limit (dBuV/m)	PK Margin (dB)	Azimuth (Degs)	Height (cm)	Polarity
1	* 5.15	37.8	Pk	34	-15.3	0	56.5	-	-	74	-17.5	349	103	H
2	* 5.149	43.68	Pk	34	-15.3	0	62.38	-	-	74	-11.62	349	103	H
3	* 5.15	26.62	RMS	34	-15.3	.27	45.59	54	-8.41	-	-	349	103	H
4	* 5.149	27.29	RMS	34	-15.3	.27	46.26	54	-7.74	-	-	349	103	H

* - indicates frequency in CFR15.205/IC7.2.2 Restricted Band

Pk - Peak detector

RMS - RMS detection

UL Korea, Ltd. Confidential
This report shall not be reproduced except in full, without the written approval of UL Korea, Ltd.

VERTICAL PEAK AND AVERAGE PLOT

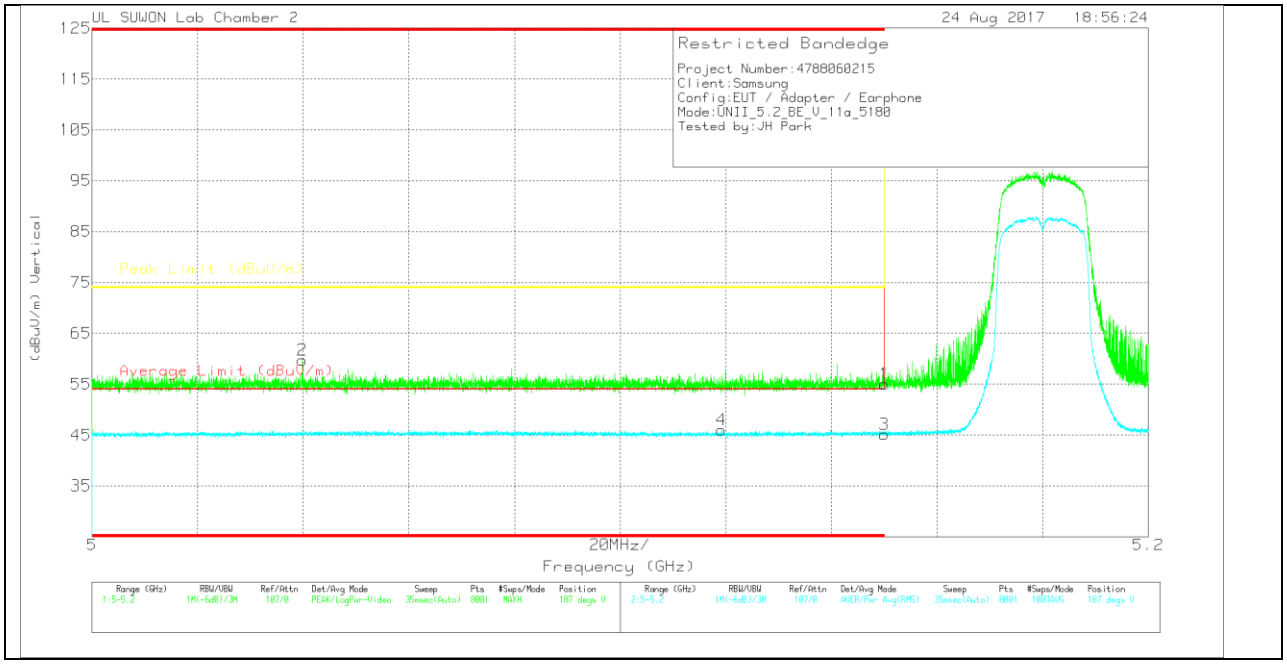

VERTICAL DATA

Trace Markers

Marker	Frequency (GHz)	Meter Reading (dBuV)	Det	170531_3117 [00168724]	10dB[dB]	DC Corr (dB)	Corrected Reading (dBuV/m)	Average Limit (dBuV/m)	Margin (dB)	Peak Limit (dBuV/m)	PK Margin (dB)	Azimuth (Degs)	Height (cm)	Polarity
1	* 5.15	36.32	Pk	34	-15.3	0	55.02	-	-	74	-18.98	187	114	V
2	* 5.04	40.98	Pk	33.9	-15.2	0	59.68	-	-	74	-14.32	187	114	V
3	* 5.15	26.21	RMS	34	-15.3	.27	45.18	54	-8.82	-	-	187	114	V
4	* 5.119	27.01	RMS	33.9	-15.2	.27	45.98	54	-8.02	-	-	187	114	V

* - indicates frequency in CFR15.205/IC7.2.2 Restricted Band

Pk - Peak detector

RMS - RMS detection

UL Korea, Ltd. Suwon Laboratory FORM ID: FCC_15E
218 Maeyeong-ro, Yeongtong-gu, Suwon-si, Gyeonggi-do, 16675 Korea TEL: (031) 337-9902,FAX: (031) 213-5433
UL Korea, Ltd. Confidential
This report shall not be reproduced except in full, without the written approval of UL Korea, Ltd.

HARMONICS AND SPURIOUS EMISSIONS

LOW CHANNEL HORIZONTAL

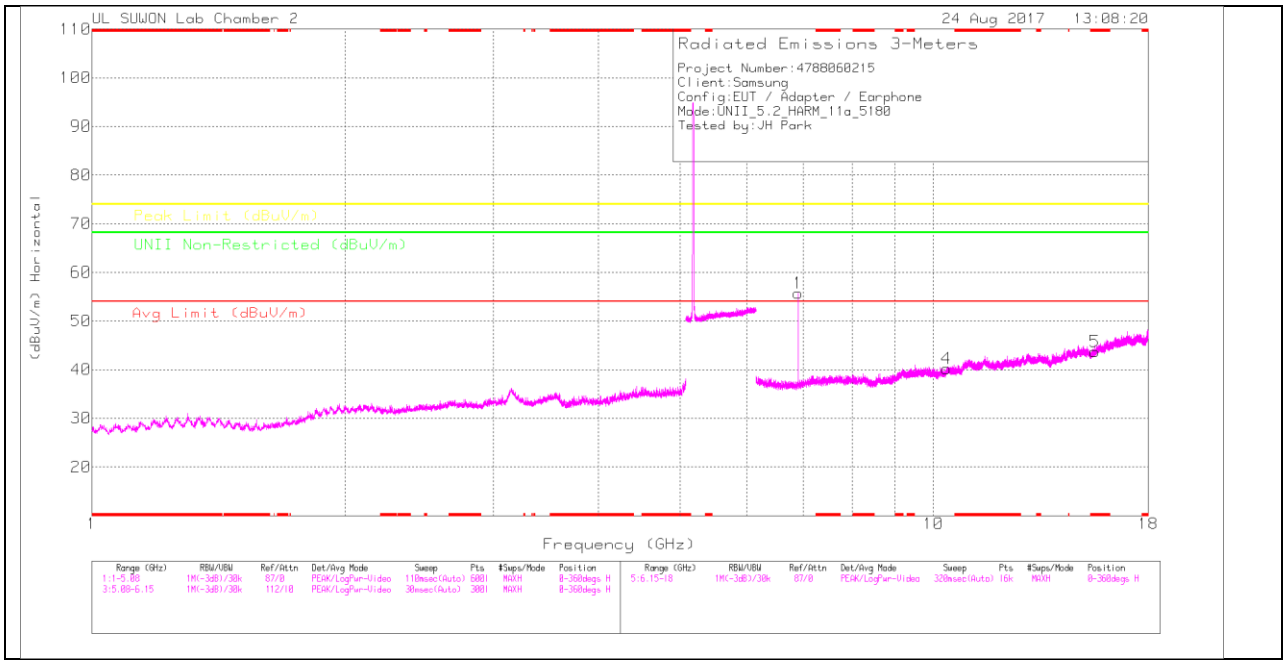

LOW CHANNEL VERTICAL

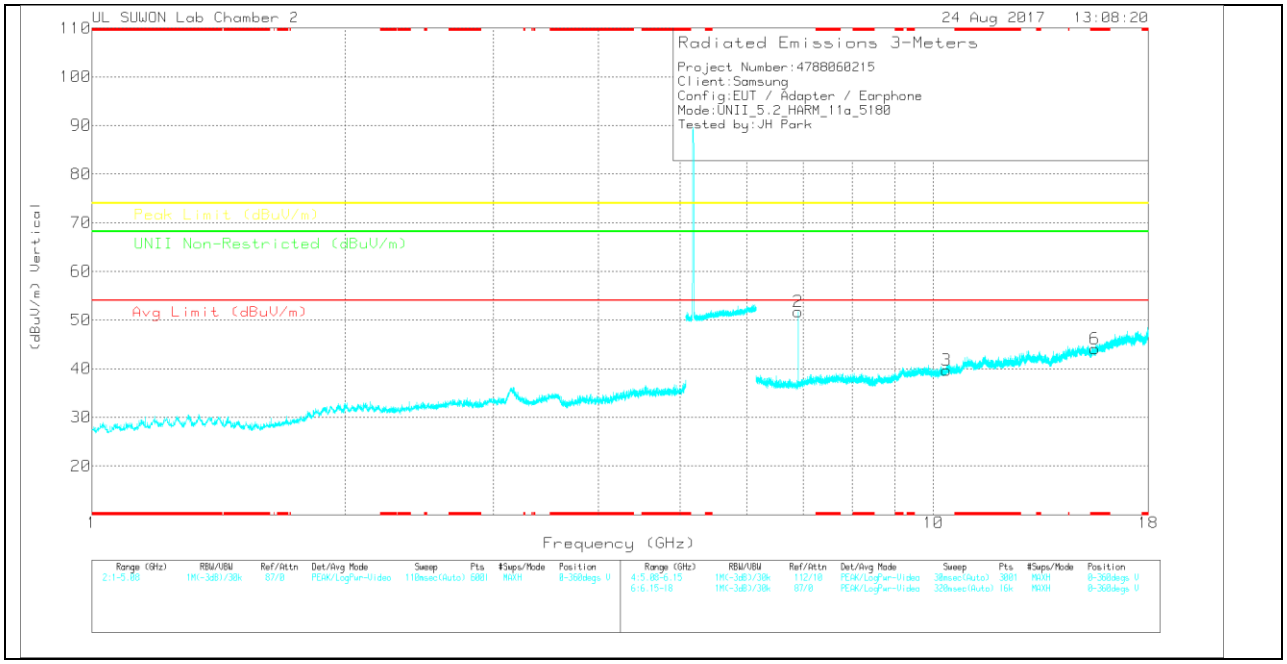

Note: Emission was scanned up to 40GHz; No emissions were detected above the noise floor which was at least 20dB below the specification limit.

UL Korea, Ltd. Confidential
This report shall not be reproduced except in full, without the written approval of UL Korea, Ltd.

LOW CHANNEL DATA

Trace Markers

Marker	Frequency (GHz)	Meter Reading (dBuV)	Det	170531_3117[00168724]	6GHz_HP[dB]	DC Corr (dB)	Corrected Reading (dBuV/m)	Avg Limit (dBuV/m)	Margin (dB)	Peak Limit (dBuV/m)	Margin (dB)	UNII Non-Restricted (dBuV/m)	Margin (dB)	Azimuth (Degs)	Height (cm)	Polarity
1	6.906	41.99	PK	35.5	-21.8	0	55.69	-	-	-	-	68.2	-12.51	0-360	250	H
4	10.364	19.44	PK	37.5	-16.7	0	40.24	-	-	-	-	68.2	-27.96	0-360	250	H
5	* 15.541	18.27	PK	39.8	-14.4	0	43.67	-	-	74	-30.33	-	-	0-360	250	H
2	6.906	38.02	PK	35.5	-21.8	0	51.72	-	-	-	-	68.2	-16.48	0-360	250	V
3	10.36	18.91	PK	37.5	-16.7	0	39.71	-	-	-	-	68.2	-28.49	0-360	150	V
6	* 15.538	18.7	PK	39.8	-14.4	0	44.1	-	-	74	-29.9	-	-	0-360	250	V

* - indicates frequency in CFR15.205/IC7.2.2 Restricted Band

PK – Peak Detector

Radiated Emissions

Frequency (GHz)	Meter Reading (dBuV)	Det	170531_3117[00168724]	6GHz_HP[dB]	DC Corr (dB)	Corrected Reading (dBuV/m)	Avg Limit (dBuV/m)	Margin (dB)	Peak Limit (dBuV/m)	Margin (dB)	UNII Non-Restricted (dBuV/m)	Margin (dB)	Azimuth (Degs)	Height (cm)	Polarity
6.907	45.4	PK-U	35.5	-21.8	0	59.1	-	-	-	-	68.2	-9.1	319	354	H
6.907	43.87	PK-U	35.5	-21.8	0	57.57	-	-	-	-	68.2	-10.63	173	100	V

* - indicates frequency in CFR15.205/IC7.2.2 Restricted Band

PK-U - U-NII: Maximum Peak

UL Korea, Ltd. Confidential
This report shall not be reproduced except in full, without the written approval of UL Korea, Ltd.

MID CHANNEL HORIZONTAL

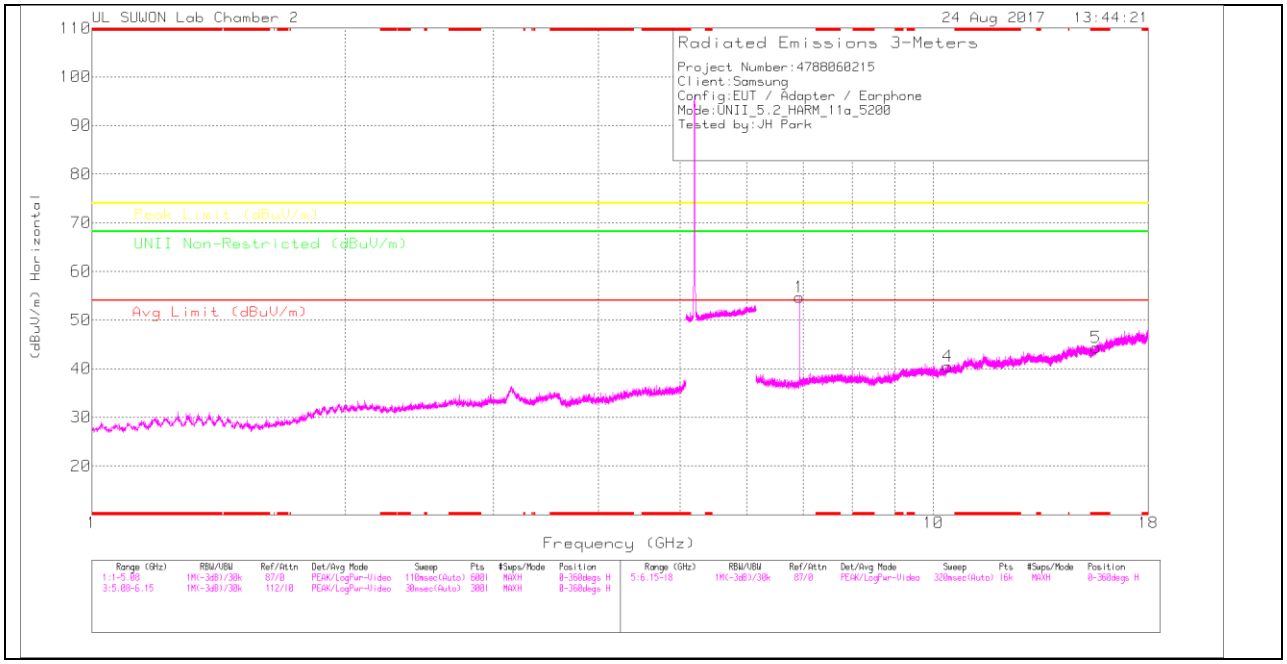

MID CHANNEL VERTICAL

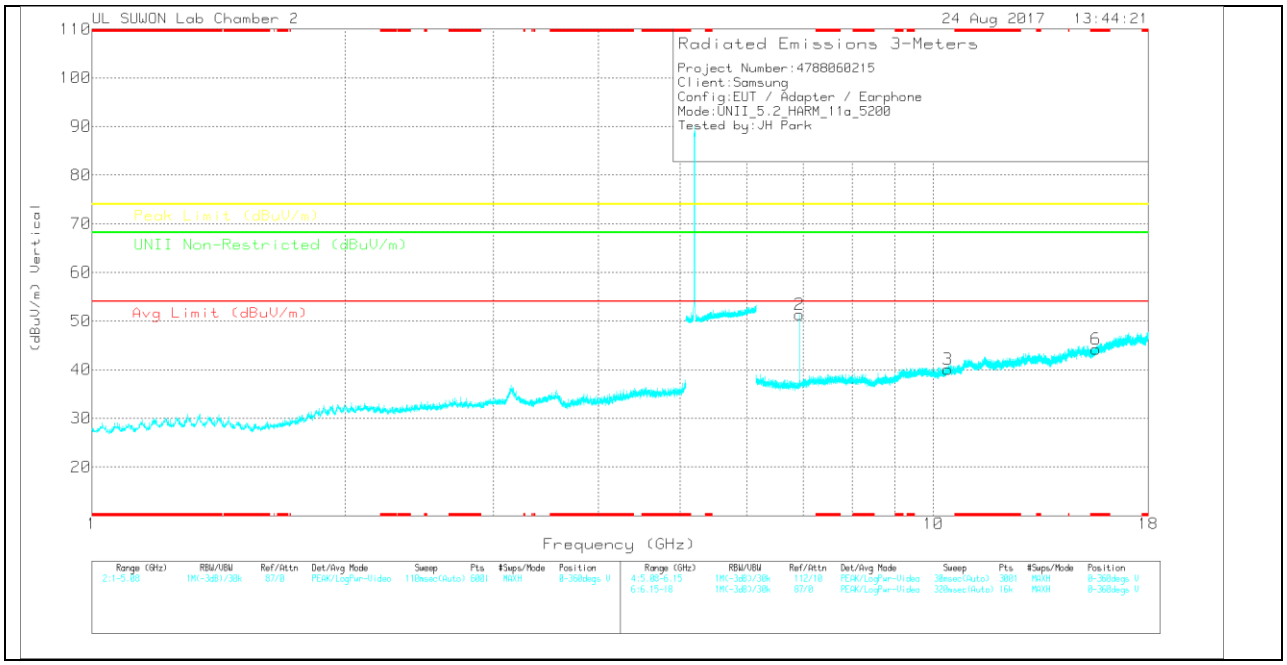

Note: Emission was scanned up to 40GHz; No emissions were detected above the noise floor which was at least 20dB below the specification limit.

UL Korea, Ltd. Confidential
This report shall not be reproduced except in full, without the written approval of UL Korea, Ltd.

MID CHANNEL DATA

Trace Markers

Marker	Frequency (GHz)	Meter Reading (dBuV)	Det	170531_3117[00168724]	6GHz_HP[dB]	DC Corr (dB)	Corrected Reading (dBuV/m)	Avg Limit (dBuV/m)	Margin (dB)	Peak Limit (dBuV/m)	Margin (dB)	UNII Non-Restricted (dBuV/m)	Margin (dB)	Azimuth (Degs)	Height (cm)	Polarity
1	6.933	40.64	PK	35.5	-21.4	0	54.74	-	-	-	-	68.2	-13.46	0-360	250	H
4	10.402	19.4	PK	37.5	-16.4	0	40.5	-	-	-	-	68.2	-27.7	0-360	250	H
5	* 15.6	19.07	PK	39.8	-14.5	0	44.37	-	-	74	-29.63	-	-	0-360	150	H
2	6.933	37.21	PK	35.5	-21.4	0	51.31	-	-	-	-	68.2	-16.89	0-360	250	V
3	10.399	18.94	PK	37.5	-16.4	0	40.04	-	-	-	-	68.2	-28.16	0-360	149	V
6	* 15.605	18.89	PK	39.8	-14.5	0	44.19	-	-	74	-29.81	-	-	0-360	149	V

* - indicates frequency in CFR15.205/IC7.2.2 Restricted Band

PK – Peak Detector

Radiated Emissions

Frequency (GHz)	Meter Reading (dBuV)	Det	170531_3117 [00168724]	6GHz_HP[dB]	DC Corr (dB)	Corrected Reading (dBuV/m)	Avg Limit (dBuV/m)	Margin (dB)	Peak Limit (dBuV/m)	Margin (dB)	UNII Non-Restricted (dBuV/m)	Margin (dB)	Azimuth (Degs)	Height (cm)	Polarity
6.933	44.75	PK-U	35.5	-21.4	0	58.85	-	-	-	-	68.2	-9.35	319	261	H
6.933	41.25	PK-U	35.5	-21.4	0	55.35	-	-	-	-	68.2	-12.85	177	114	V

* - indicates frequency in CFR15.205/IC7.2.2 Restricted Band

PK-U - U-NII: Maximum Peak

UL Korea, Ltd. Confidential
This report shall not be reproduced except in full, without the written approval of UL Korea, Ltd.

HIGH CHANNEL HORIZONTAL

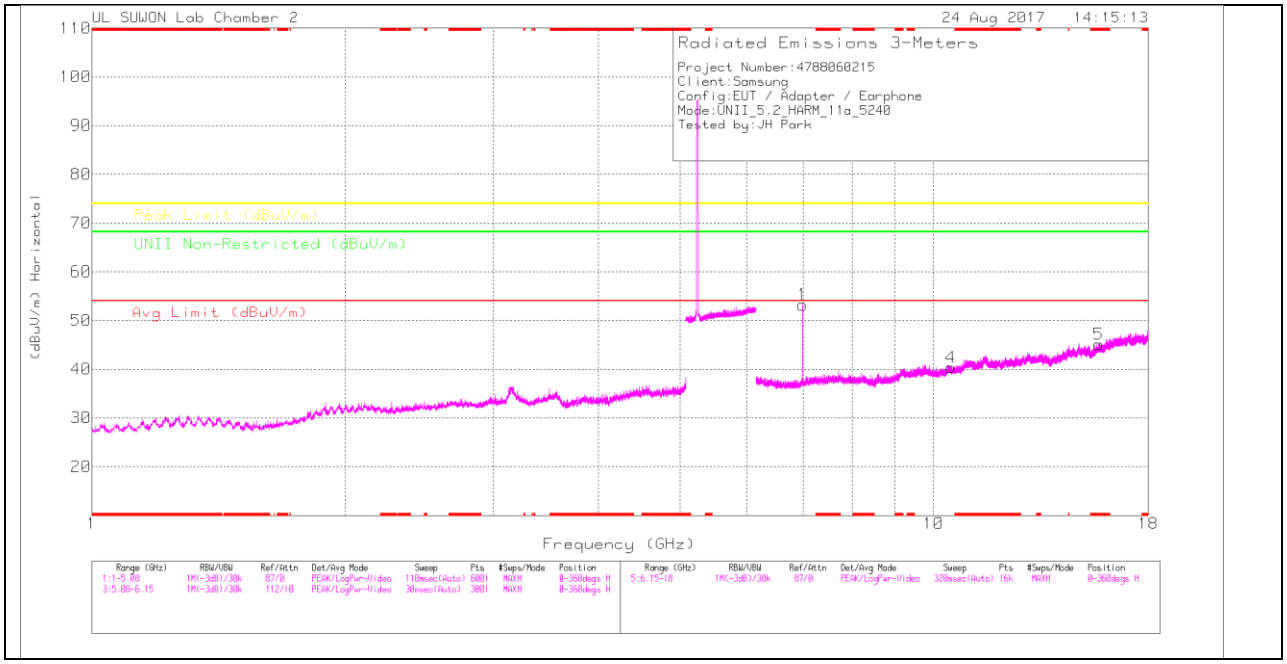

HIGH CHANNEL VERTICAL

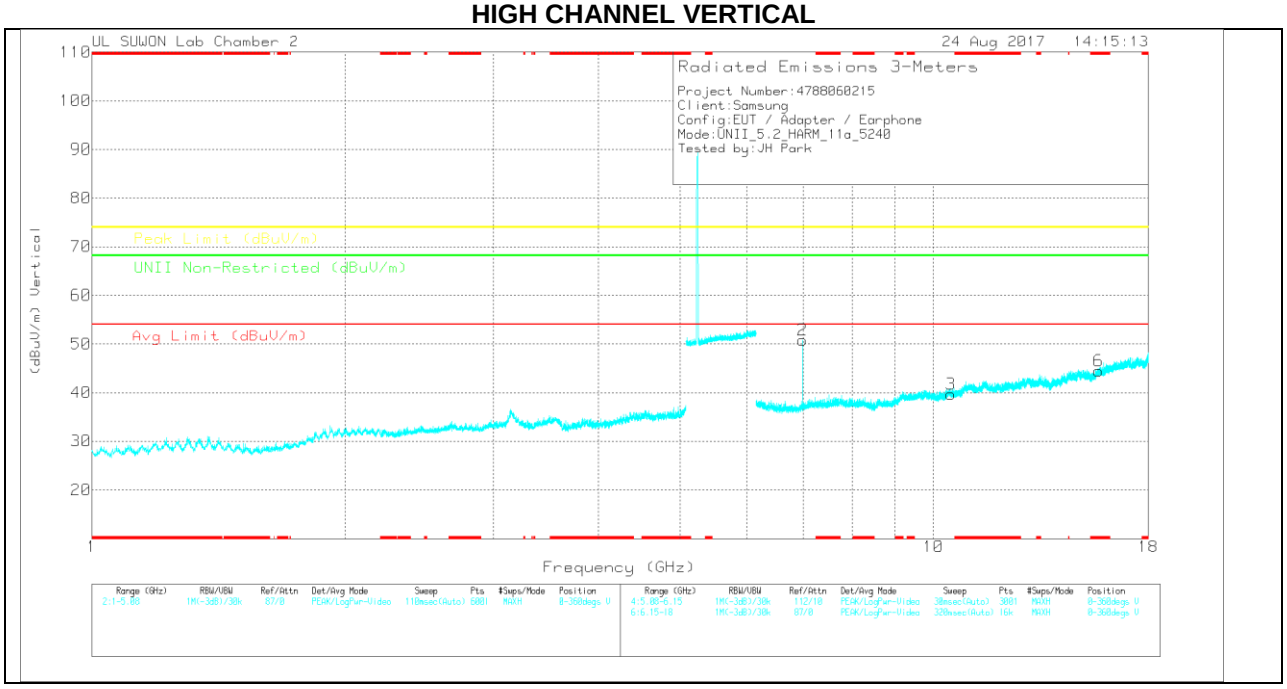

Note: Emission was scanned up to 40GHz; No emissions were detected above the noise floor which was at least 20dB below the specification limit.

UL Korea, Ltd. Confidential
This report shall not be reproduced except in full, without the written approval of UL Korea, Ltd.

HIGH CHANNEL DATA

Trace Markers

Marker	Frequency (GHz)	Meter Reading (dBuV)	Det	170531_3117[00168724]	6GHz_HP[dB]	DC Corr (dB)	Corrected Reading (dBuV/m)	Avg Limit (dBuV/m)	Margin (dB)	Peak Limit (dBuV/m)	Margin (dB)	UNII Non-Restricted (dBuV/m)	Margin (dB)	Azimuth (Degs)	Height (cm)	Polarity
1	6.986	38.1	PK	35.6	-20.5	0	53.2	-	-	-	-	68.2	-15	0-360	150	H
4	10.481	19.27	PK	37.5	-16.4	0	40.37	-	-	-	-	68.2	-27.83	0-360	250	H
5	* 15.721	20.07	PK	39.9	-14.8	0	45.17	-	-	74	-28.83	-	-	0-360	250	H
2	6.986	35.73	PK	35.6	-20.5	0	50.83	-	-	-	-	68.2	-17.37	0-360	150	V
3	10.48	18.55	PK	37.5	-16.4	0	39.65	-	-	-	-	68.2	-28.55	0-360	250	V
6	* 15.722	19.36	PK	39.9	-14.8	0	44.46	-	-	74	-29.54	-	-	0-360	150	V

* - indicates frequency in CFR15.205/IC7.2.2 Restricted Band

PK – Peak Detector

Radiated Emissions

Frequency (GHz)	Meter Reading (dBuV)	Det	170531_3117[00168724]	6GHz_HP[dB]	DC Corr (dB)	Corrected Reading (dBuV/m)	Avg Limit (dBuV/m)	Margin (dB)	Peak Limit (dBuV/m)	Margin (dB)	UNII Non-Restricted (dBuV/m)	Margin (dB)	Azimuth (Degs)	Height (cm)	Polarity
6.987	42.57	PK-U	35.6	-20.5	0	57.67	-	-	-	-	68.2	-10.53	324	359	H
6.987	39.51	PK-U	35.6	-20.5	0	54.61	-	-	-	-	68.2	-13.59	216	136	V

* - indicates frequency in CFR15.205/IC7.2.2 Restricted Band

PK-U - U-NII: Maximum Peak

UL Korea, Ltd. Confidential
This report shall not be reproduced except in full, without the written approval of UL Korea, Ltd.

10.1.2. TX Above 1GHz 802.11n HT20 MODE IN THE 5.2GHz BAND RESTRICTED BANDEDGE (LOW CHANNEL)

HORIZONTAL PEAK AND AVERAGE PLOT

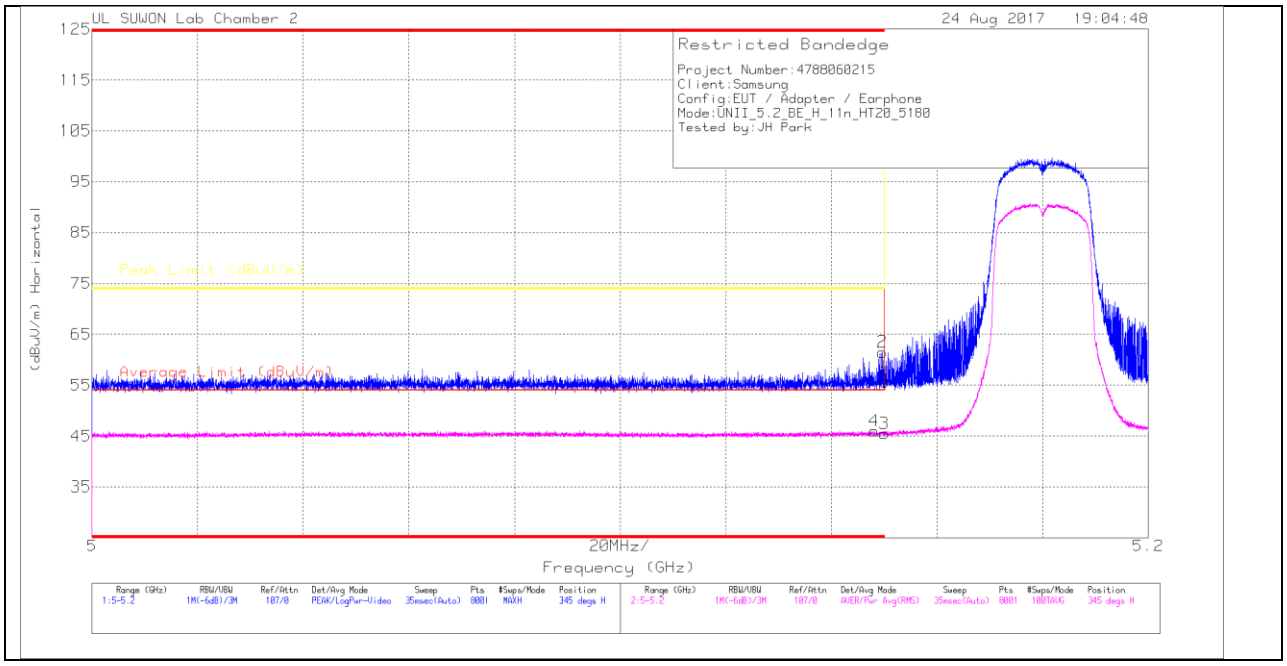

HORIZONTAL DATA

Trace Markers

Marker	Frequency (GHz)	Meter Reading (dBuV)	Det	170531_3117 [00168724]	10dB[dB]	DC Corr (dB)	Corrected Reading (dBuV/m)	Average Limit (dBuV/m)	Margin (dB)	Peak Limit (dBuV/m)	PK Margin (dB)	Azimuth (Degs)	Height (cm)	Polarity
1	* 5.15	37.01	Pk	34	-15.3	0	55.71	-	-	74	-18.29	345	146	H
2	* 5.15	42.82	Pk	34	-15.3	0	61.52	-	-	74	-12.48	345	146	H
3	* 5.15	26.45	RMS	34	-15.3	.3	45.45	54	-8.55	-	-	345	146	H
4	* 5.148	27	RMS	34	-15.3	.3	46	54	-8	-	-	345	146	H

* - indicates frequency in CFR15.205/IC7.2.2 Restricted Band

Pk - Peak detector

RMS - RMS detection

UL Korea, Ltd. Confidential
This report shall not be reproduced except in full, without the written approval of UL Korea, Ltd.

VERTICAL PEAK AND AVERAGE PLOT

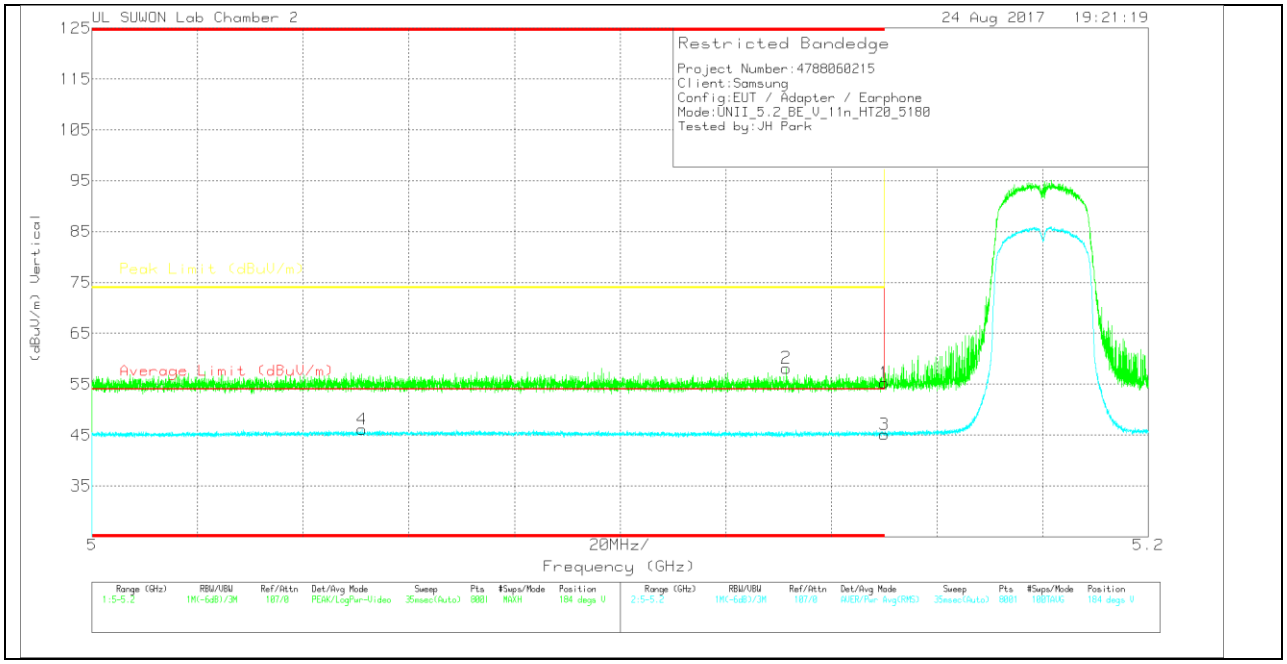

VERTICAL DATA

Trace Markers

Marker	Frequency (GHz)	Meter Reading (dBuV)	Det	170531_3117 [00168724]	10dB[dB]	DC Corr (dB)	Corrected Reading (dBuV/m)	Average Limit (dBuV/m)	Margin (dB)	Peak Limit (dBuV/m)	PK Margin (dB)	Azimuth (Degs)	Height (cm)	Polarity
1	* 5.15	36.53	Pk	34	-15.3	0	55.23	-	-	74	-18.77	184	149	V
2	* 5.131	39.48	Pk	34	-15.3	0	58.18	-	-	74	-15.82	184	149	V
3	* 5.15	26.1	RMS	34	-15.3	.3	45.1	54	-8.9	-	-	184	149	V
4	* 5.051	27.15	RMS	33.9	-15.2	.3	46.15	54	-7.85	-	-	184	149	V

* - indicates frequency in CFR15.205/IC7.2.2 Restricted Band

Pk - Peak detector

RMS - RMS detection

UL Korea, Ltd. Suwon Laboratory FORM ID: FCC_15E
218 Maeyeong-ro, Yeongtong-gu, Suwon-si, Gyeonggi-do, 16675 Korea TEL: (031) 337-9902,FAX: (031) 213-5433
UL Korea, Ltd. Confidential
This report shall not be reproduced except in full, without the written approval of UL Korea, Ltd.

HARMONICS AND SPURIOUS EMISSIONS

LOW CHANNEL HORIZONTAL

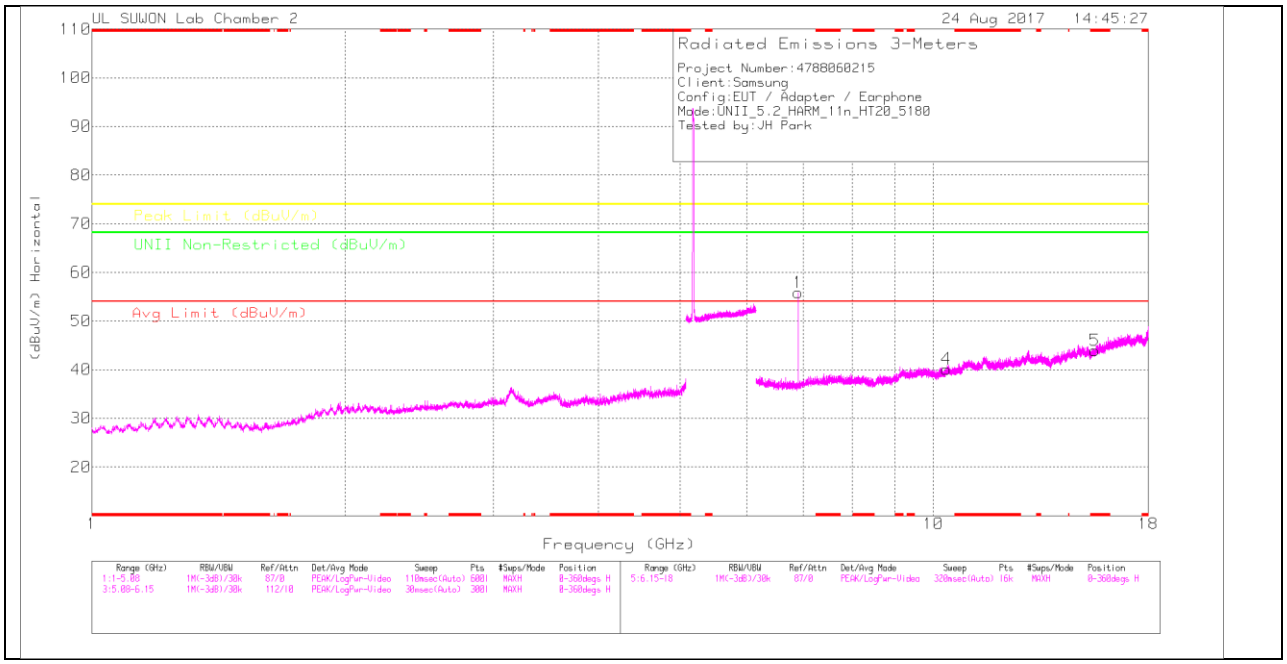

LOW CHANNEL VERTICAL

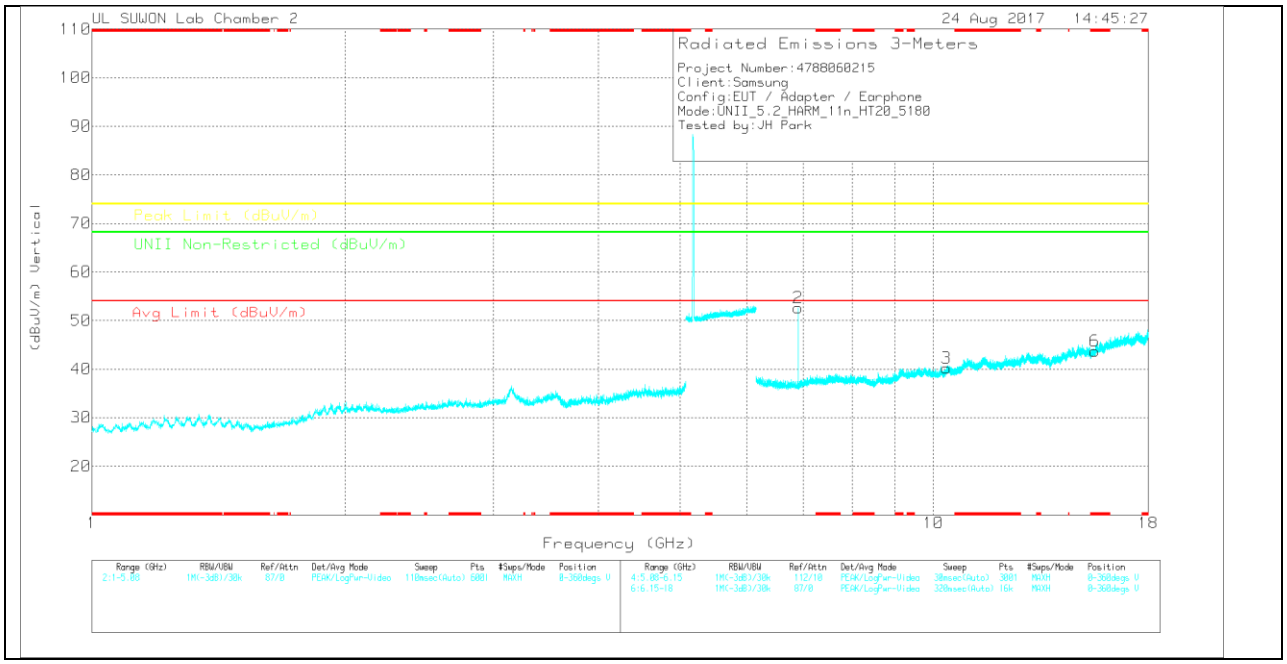

Note: Emission was scanned up to 40GHz; No emissions were detected above the noise floor which was at least 20dB below the specification limit.

UL Korea, Ltd. Confidential
This report shall not be reproduced except in full, without the written approval of UL Korea, Ltd.

LOW CHANNEL DATA

Trace Markers

Marker	Frequency (GHz)	Meter Reading (dBuV)	Det	170531_3117[00168724]	6GHz_HP[dB]	DC Corr (dB)	Corrected Reading (dBuV/m)	Avg Limit (dBuV/m)	Margin (dB)	Peak Limit (dBuV/m)	Margin (dB)	UNII Non-Restricted (dBuV/m)	Margin (dB)	Azimuth (Degs)	Height (cm)	Polarity
1	6.906	42.13	PK	35.5	-21.8	0	55.83	-	-	-	-	68.2	-12.37	0-360	250	H
4	10.363	19.33	PK	37.5	-16.7	0	40.13	-	-	-	-	68.2	-28.07	0-360	150	H
5	* 15.538	18.58	PK	39.8	-14.4	0	43.98	-	-	74	-30.02	-	-	0-360	150	H
2	6.906	38.95	PK	35.5	-21.8	0	52.65	-	-	-	-	68.2	-15.55	0-360	250	V
3	10.359	19.41	PK	37.5	-16.7	0	40.21	-	-	-	-	68.2	-27.99	0-360	250	V
6	* 15.536	18.5	PK	39.7	-14.5	0	43.7	-	-	74	-30.3	-	-	0-360	150	V

* - indicates frequency in CFR15.205/IC7.2.2 Restricted Band

PK – Peak Detector

Radiated Emissions

Frequency (GHz)	Meter Reading (dBuV)	Det	170531_3117 [00168724]	6GHz_HP[dB]	DC Corr (dB)	Corrected Reading (dBuV/m)	Avg Limit (dBuV/m)	Margin (dB)	Peak Limit (dBuV/m)	Margin (dB)	UNII Non-Restricted (dBuV/m)	Margin (dB)	Azimuth (Degs)	Height (cm)	Polarity
6.907	45.12	PK-U	35.5	-21.8	0	58.82	-	-	-	-	68.2	-9.38	322	354	H
6.906	43.46	PK-U	35.5	-21.8	0	57.16	-	-	-	-	68.2	-11.04	175	105	V

* - indicates frequency in CFR15.205/IC7.2.2 Restricted Band

PK-U - U-NII: Maximum Peak

UL Korea, Ltd. Confidential
This report shall not be reproduced except in full, without the written approval of UL Korea, Ltd.

MID CHANNEL HORIZONTAL

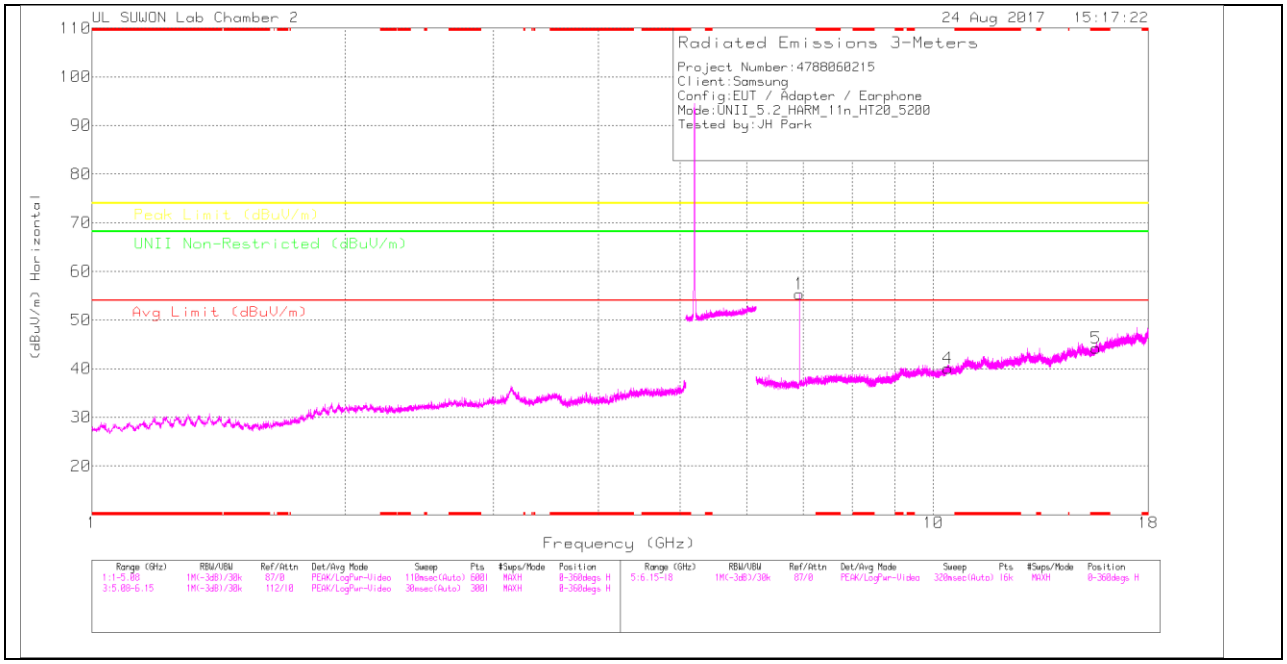

MID CHANNEL VERTICAL

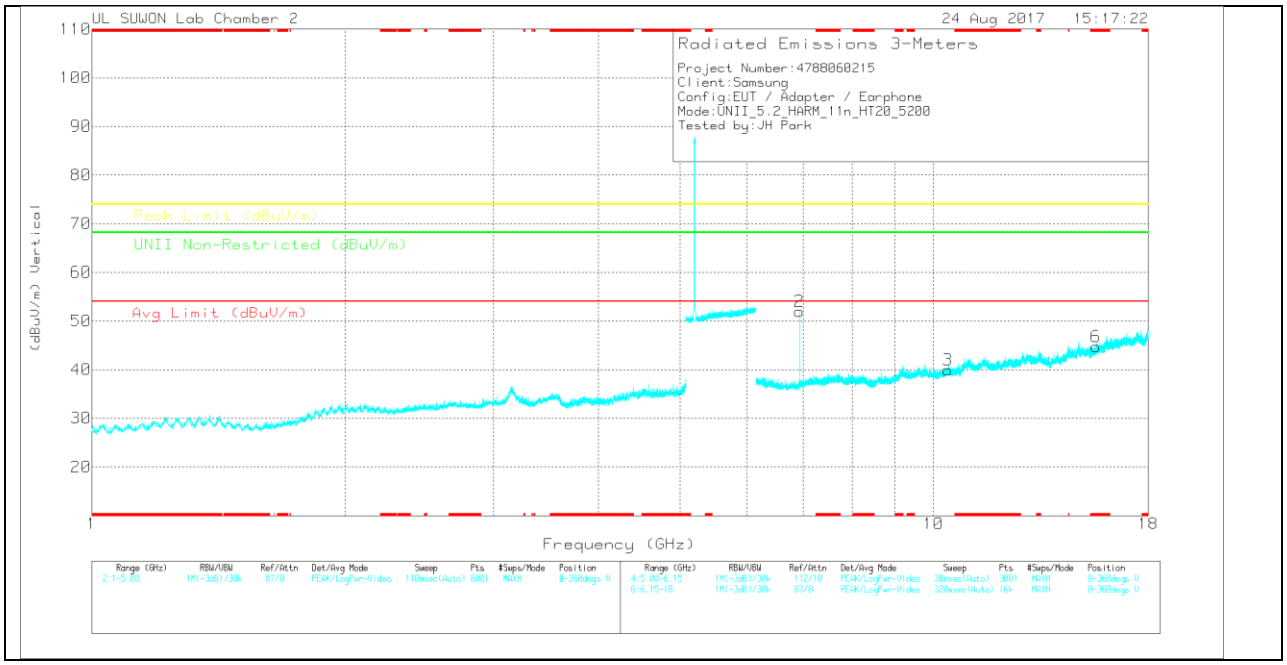

Note: Emission was scanned up to 40GHz; No emissions were detected above the noise floor which was at least 20dB below the specification limit.

UL Korea, Ltd. Confidential
This report shall not be reproduced except in full, without the written approval of UL Korea, Ltd.

MID CHANNEL DATA

Trace Markers

Marker	Frequency (GHz)	Meter Reading (dBuV)	Det	170531_3117[00168724]	6GHz_HP[dB]	DC Corr (dB)	Corrected Reading (dBuV/m)	Avg Limit (dBuV/m)	Margin (dB)	Peak Limit (dBuV/m)	Margin (dB)	UNII Non-Restricted (dBuV/m)	Margin (dB)	Azimuth (Degs)	Height (cm)	Polarity
1	6.933	41.29	PK	35.5	-21.4	0	55.39	-	-	-	-	68.2	-12.81	0-360	250	H
4	10.399	18.96	PK	37.5	-16.4	0	40.06	-	-	-	-	68.2	-28.14	0-360	150	H
5	* 15.6	18.95	PK	39.8	-14.5	0	44.25	-	-	74	-29.75	-	-	0-360	250	H
2	6.933	37.83	PK	35.5	-21.4	0	51.93	-	-	-	-	68.2	-16.27	0-360	150	V
3	10.399	18.87	PK	37.5	-16.4	0	39.97	-	-	-	-	68.2	-28.23	0-360	150	V
6	* 15.598	19.53	PK	39.8	-14.6	0	44.73	-	-	74	-29.27	-	-	0-360	150	V

* - indicates frequency in CFR15.205/IC7.2.2 Restricted Band

PK – Peak Detector

Radiated Emissions

Frequency (GHz)	Meter Reading (dBuV)	Det	170531_3117[00168724]	6GHz_HP[dB]	DC Corr (dB)	Corrected Reading (dBuV/m)	Avg Limit (dBuV/m)	Margin (dB)	Peak Limit (dBuV/m)	Margin (dB)	UNII Non-Restricted (dBuV/m)	Margin (dB)	Azimuth (Degs)	Height (cm)	Polarity
6.933	44.79	PK-U	35.5	-21.4	0	58.89	-	-	-	-	68.2	-9.31	319	278	H
6.934	43.14	PK-U	35.5	-21.4	0	57.24	-	-	-	-	68.2	-10.96	174	108	V

* - indicates frequency in CFR15.205/IC7.2.2 Restricted Band

PK-U - U-NII: Maximum Peak

UL Korea, Ltd. Confidential
This report shall not be reproduced except in full, without the written approval of UL Korea, Ltd.

HIGH CHANNEL HORIZONTAL

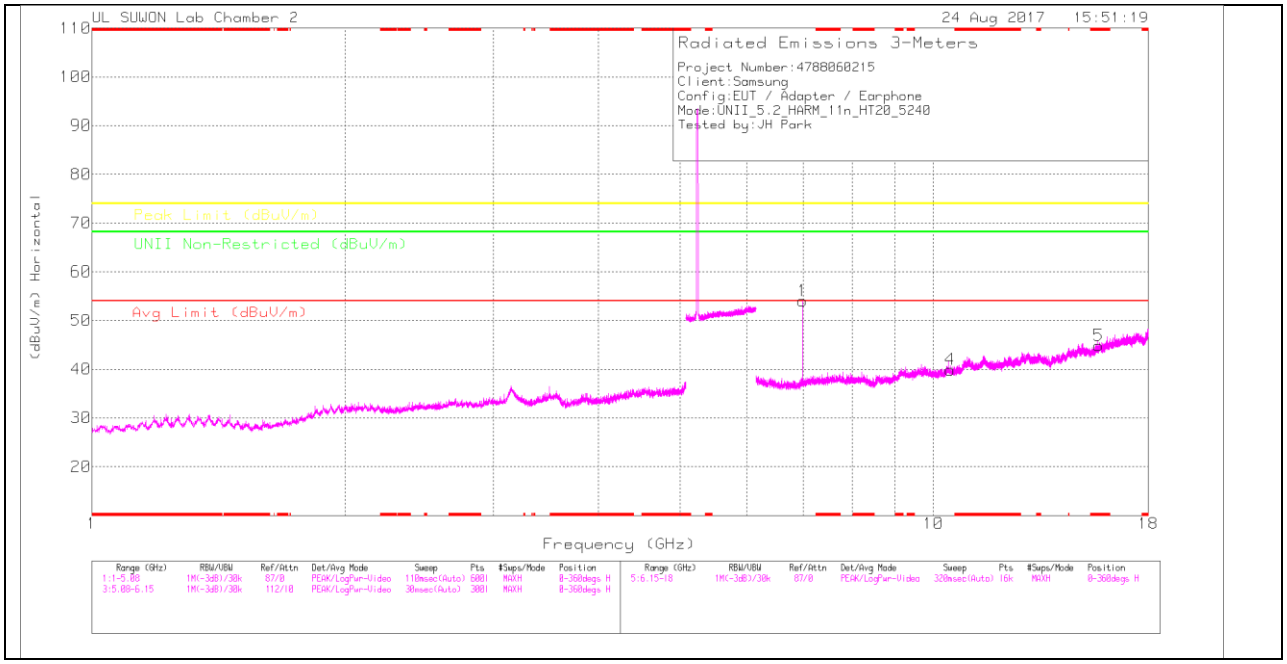

HIGH CHANNEL VERTICAL

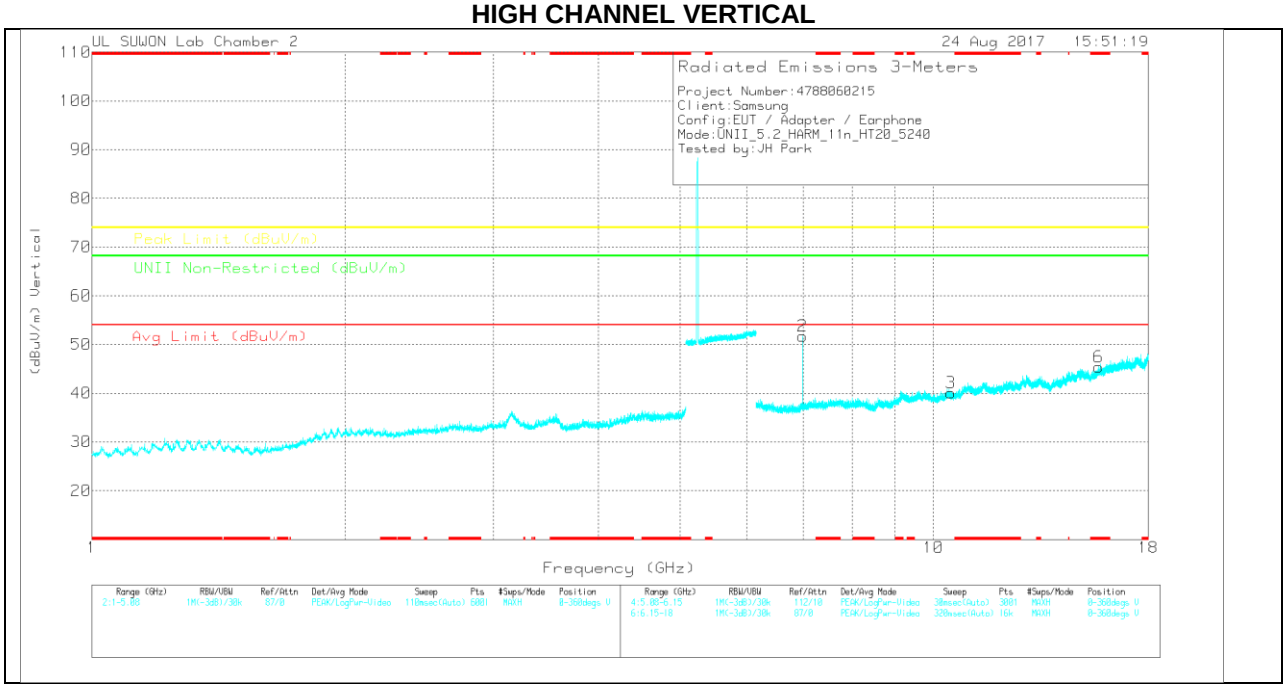

Note: Emission was scanned up to 40GHz; No emissions were detected above the noise floor which was at least 20dB below the specification limit.

UL Korea, Ltd. Confidential
This report shall not be reproduced except in full, without the written approval of UL Korea, Ltd.

HIGH CHANNEL DATA

Trace Markers

Marker	Frequency (GHz)	Meter Reading (dBuV)	Det	170531_3117[00168724]	6GHz_HP[dB]	DC Corr (dB)	Corrected Reading (dBuV/m)	Avg Limit (dBuV/m)	Margin (dB)	Peak Limit (dBuV/m)	Margin (dB)	UNII Non-Restricted (dBuV/m)	Margin (dB)	Azimuth (Degs)	Height (cm)	Polarity
1	6.986	38.96	PK	35.6	-20.5	0	54.06	-	-	-	-	68.2	-14.14	0-360	150	H
4	10.478	18.78	PK	37.5	-16.4	0	39.88	-	-	-	-	68.2	-28.32	0-360	150	H
5	* 15.721	19.71	PK	39.9	-14.8	0	44.81	-	-	74	-29.19	-	-	0-360	150	H
2	6.987	36.59	PK	35.6	-20.5	0	51.69	-	-	-	-	68.2	-16.51	0-360	150	V
3	10.482	19.07	PK	37.5	-16.5	0	40.07	-	-	-	-	68.2	-28.13	0-360	150	V
6	* 15.718	20.39	PK	39.9	-14.9	0	45.39	-	-	74	-28.61	-	-	0-360	150	V

* - indicates frequency in CFR15.205/IC7.2.2 Restricted Band

PK – Peak Detector

Radiated Emissions

Frequency (GHz)	Meter Reading (dBuV)	Det	170531_3117 [00168724]	6GHz_HP[dB]	DC Corr (dB)	Corrected Reading (dBuV/m)	Avg Limit (dBuV/m)	Margin (dB)	Peak Limit (dBuV/m)	Margin (dB)	UNII Non-Restricted (dBuV/m)	Margin (dB)	Azimuth (Degs)	Height (cm)	Polarity
6.987	42.53	PK-U	35.6	-20.5	0	57.63	-	-	-	-	68.2	-10.57	322	394	H
6.987	40.17	PK-U	35.6	-20.5	0	55.27	-	-	-	-	68.2	-12.93	215	147	V

* - indicates frequency in CFR15.205/IC7.2.2 Restricted Band

PK-U - U-NII: Maximum Peak

UL Korea, Ltd. Confidential
This report shall not be reproduced except in full, without the written approval of UL Korea, Ltd.

10.1.3. TX Above 1GHz 802.11n HT40 MODE IN THE 5.2GHz BAND RESTRICTED BANDEDGE (LOW CHANNEL)

HORIZONTAL PEAK AND AVERAGE PLOT

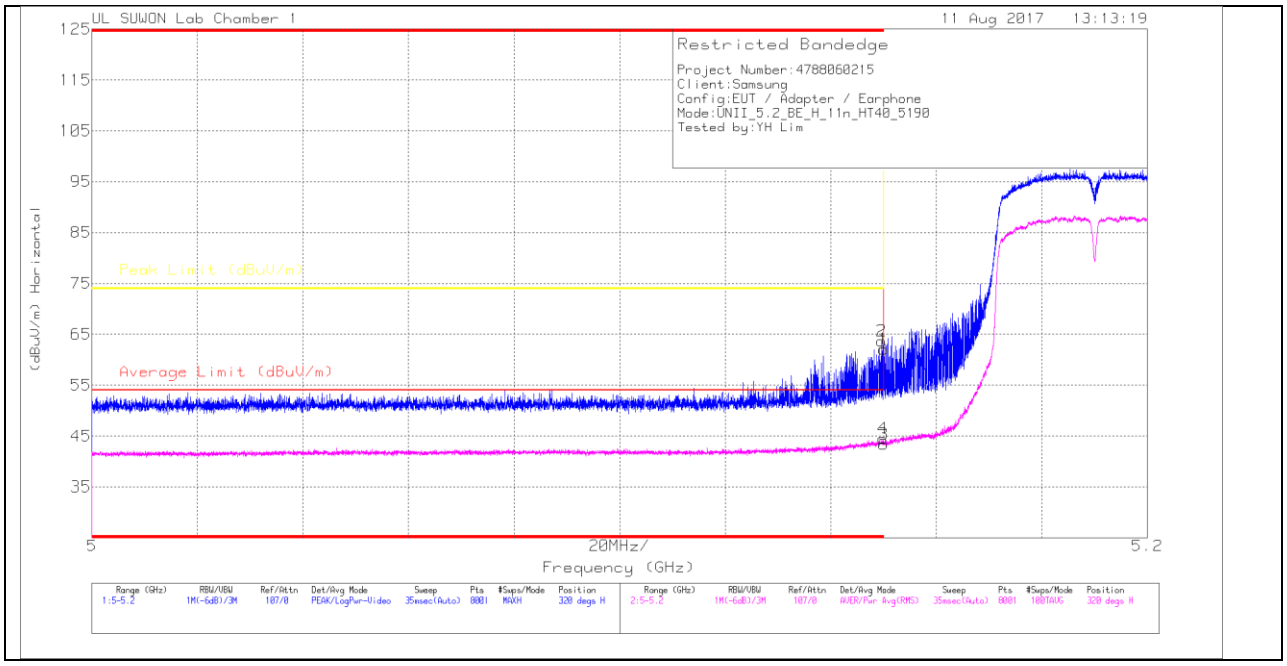

HORIZONTAL DATA

Trace Markers

Marker	Frequency (GHz)	Meter Reading (dBuV)	Det	20170531_3117_00168717	10dB_ATT(dB)_170809	DC Corr (dB)	Corrected Reading (dBuV/m)	Average Limit (dBuV/m)	Margin (dB)	Peak Limit (dBuV/m)	PK Margin (dB)	Azimuth (Degs)	Height (cm)	Polarity
1	* 5.15	50.07	Pk	34	-22	0	62.07	-	-	74	-11.93	320	198	H
2	* 5.15	51.71	Pk	34	-22	0	63.71	-	-	74	-10.29	320	198	H
3	* 5.15	30.84	RMS	34	-22	.56	43.4	54	-10.6	-	-	320	198	H
4	* 5.15	31.91	RMS	34	-22	.56	44.47	54	-9.53	-	-	320	198	H

* - indicates frequency in CFR15.205/IC7.2.2 Restricted Band

Pk - Peak detector

RMS - RMS detection

UL Korea, Ltd. Confidential
This report shall not be reproduced except in full, without the written approval of UL Korea, Ltd.

VERTICAL PEAK AND AVERAGE PLOT

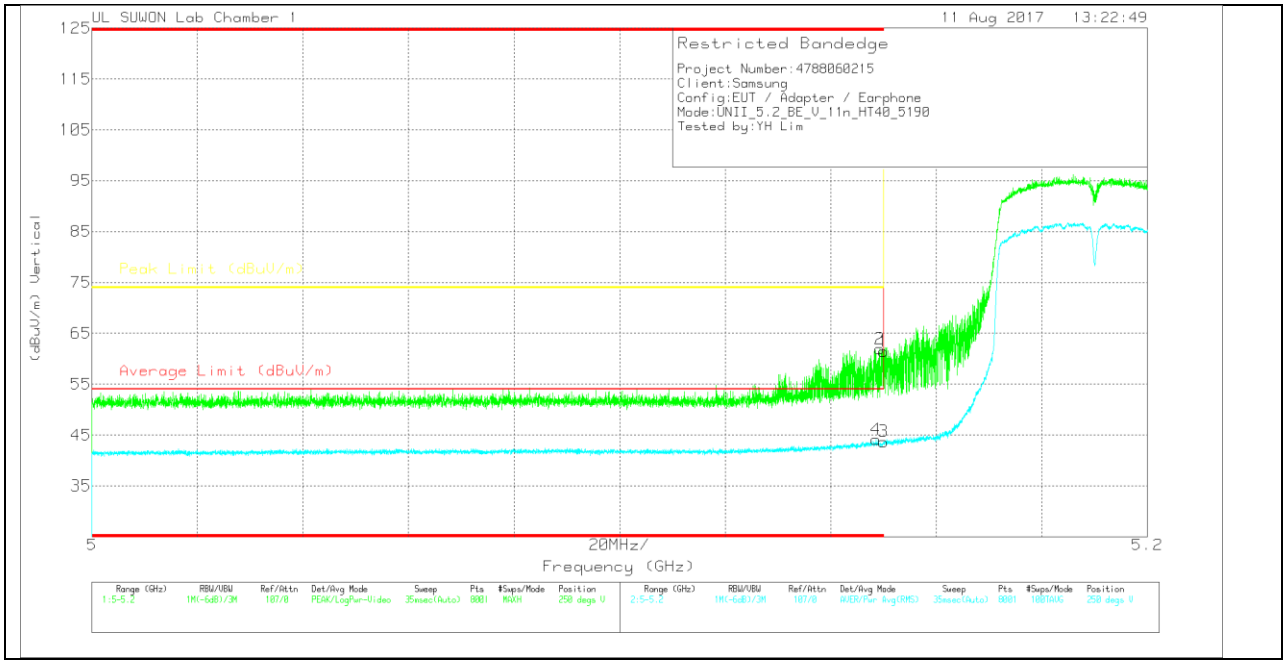

VERTICAL DATA

Trace Markers

Marker	Frequency (GHz)	Meter Reading (dBuV)	Det	20170531_3117_00168717	10dB_ATT(dB)_170809	DC Corr (dB)	Corrected Reading (dBuV/m)	Average Limit (dBuV/m)	Margin (dB)	Peak Limit (dBuV/m)	PK Margin (dB)	Azimuth (Degs)	Height (cm)	Polarity
1	* 5.15	49.51	Pk	34	-22	0	61.51	-	-	74	-12.49	250	122	V
2	* 5.149	49.95	Pk	34	-22	0	61.95	-	-	74	-12.05	250	122	V
3	* 5.15	31.15	RMS	34	-22	.56	43.71	54	-10.29	-	-	250	122	V
4	* 5.149	31.6	RMS	34	-22	.56	44.16	54	-9.84	-	-	250	122	V

* - indicates frequency in CFR15.205/IC7.2.2 Restricted Band

Pk - Peak detector

RMS - RMS detection

UL Korea, Ltd. Confidential
This report shall not be reproduced except in full, without the written approval of UL Korea, Ltd.

HARMONICS AND SPURIOUS EMISSIONS

LOW CHANNEL HORIZONTAL

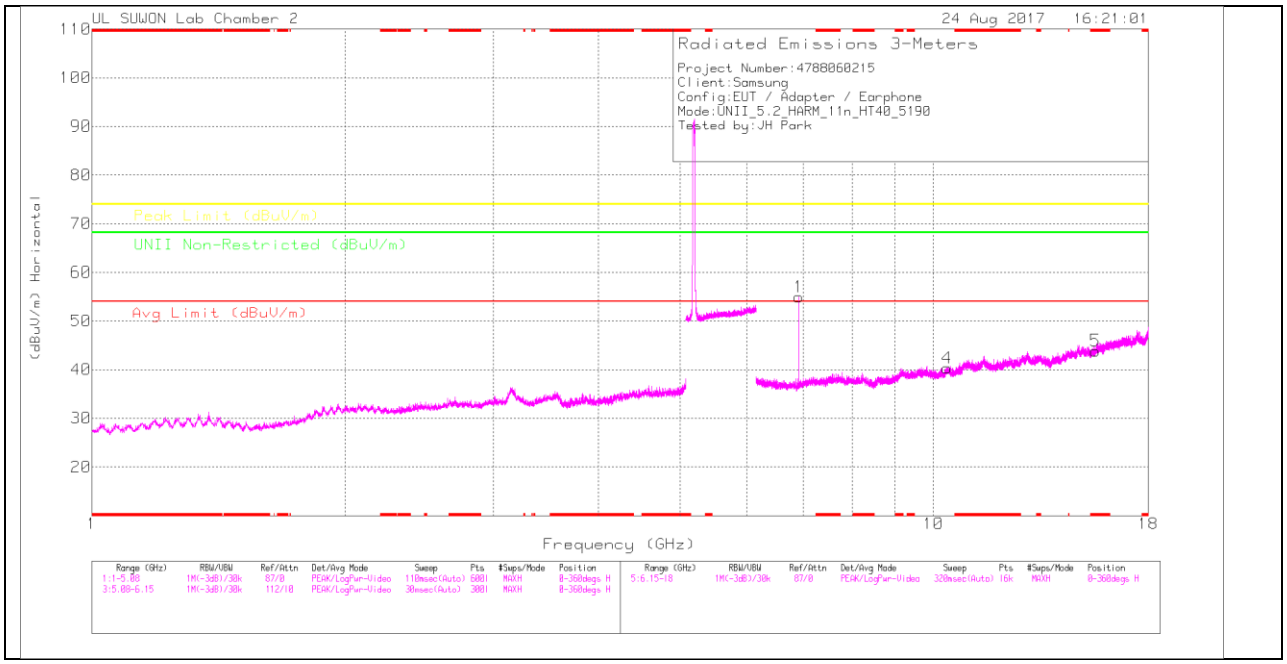

LOW CHANNEL VERTICAL

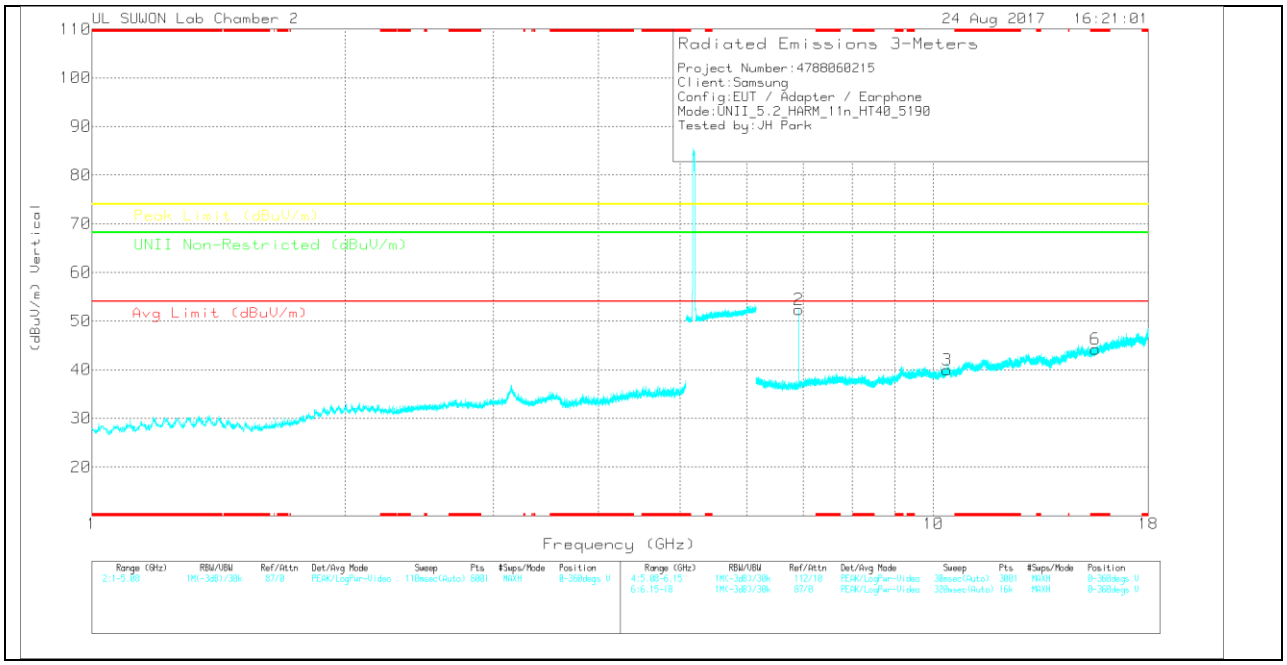

Note: Emission was scanned up to 40GHz; No emissions were detected above the noise floor which was at least 20dB below the specification limit.

UL Korea, Ltd. Confidential
This report shall not be reproduced except in full, without the written approval of UL Korea, Ltd.

LOW CHANNEL DATA

Trace Markers

Marker	Frequency (GHz)	Meter Reading (dBuV)	Det	170531_3117[00168724]	6GHz_HP[dB]	DC Corr (dB)	Corrected Reading (dBuV/m)	Avg Limit (dBuV/m)	Margin (dB)	Peak Limit (dBuV/m)	Margin (dB)	UNII Non-Restricted (dBuV/m)	Margin (dB)	Azimuth (Degs)	Height (cm)	Polarity
1	6.919	41.01	PK	35.5	-21.6	0	54.91	-	-	-	-	68.2	-13.29	0-360	150	H
4	10.382	19.36	PK	37.5	-16.5	0	40.36	-	-	-	-	68.2	-27.84	0-360	250	H
5	* 15.571	18.68	PK	39.8	-14.6	0	43.88	-	-	74	-30.12	-	-	0-360	250	H
2	6.919	38.48	PK	35.5	-21.6	0	52.38	-	-	-	-	68.2	-15.82	0-360	250	V
3	10.381	18.93	PK	37.5	-16.5	0	39.93	-	-	-	-	68.2	-28.27	0-360	250	V
6	* 15.572	19.06	PK	39.8	-14.6	0	44.26	-	-	74	-29.74	-	-	0-360	150	V

* - indicates frequency in CFR15.205/IC7.2.2 Restricted Band

PK – Peak Detector

Radiated Emissions

Frequency (GHz)	Meter Reading (dBuV)	Det	170531_3117[00168724]	6GHz_HP[dB]	DC Corr (dB)	Corrected Reading (dBuV/m)	Avg Limit (dBuV/m)	Margin (dB)	Peak Limit (dBuV/m)	Margin (dB)	UNII Non-Restricted (dBuV/m)	Margin (dB)	Azimuth (Degs)	Height (cm)	Polarity
6.92	44.65	PK-U	35.5	-21.6	0	58.55	-	-	-	-	68.2	-9.65	321	261	H
6.92	40.94	PK-U	35.5	-21.6	0	54.84	-	-	-	-	68.2	-13.36	217	149	V

* - indicates frequency in CFR15.205/IC7.2.2 Restricted Band

PK-U - U-NII: Maximum Peak

UL Korea, Ltd. Confidential
This report shall not be reproduced except in full, without the written approval of UL Korea, Ltd.

HIGH CHANNEL HORIZONTAL

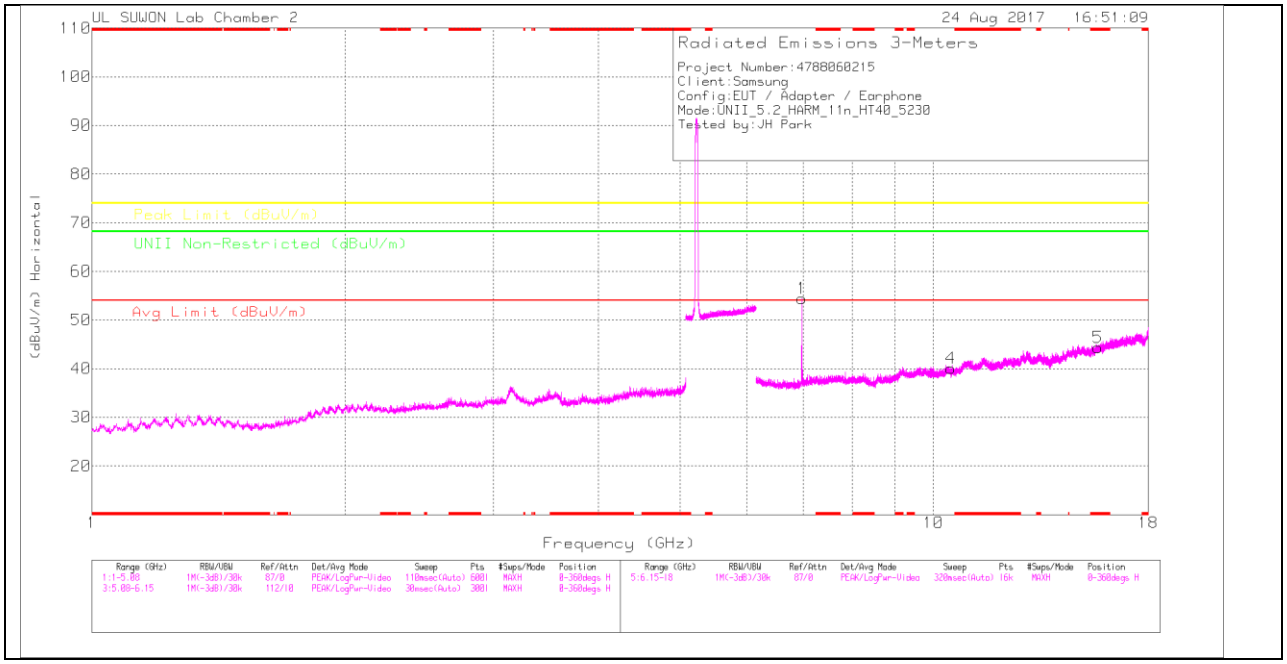

HIGH CHANNEL VERTICAL

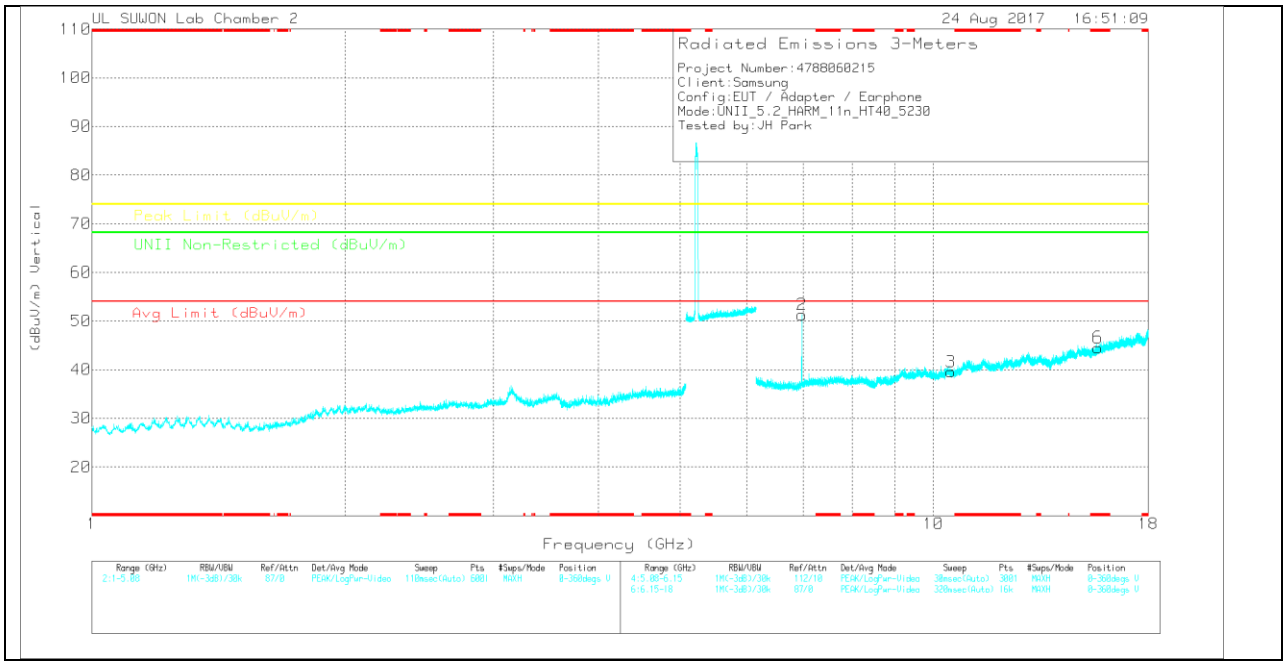

Note: Emission was scanned up to 40GHz; No emissions were detected above the noise floor which was at least 20dB below the specification limit.

UL Korea, Ltd. Confidential
This report shall not be reproduced except in full, without the written approval of UL Korea, Ltd.

HIGH CHANNEL DATA

Trace Markers

Marker	Frequency (GHz)	Meter Reading (dBuV)	Det	170531_3117[00168724]	6GHz_HP[dB]	DC Corr (dB)	Corrected Reading (dBuV/m)	Avg Limit (dBuV/m)	Margin (dB)	Peak Limit (dBuV/m)	Margin (dB)	UNII Non-Restricted (dBuV/m)	Margin (dB)	Azimuth (Degs)	Height (cm)	Polarity
1	6.973	39.5	PK	35.5	-20.6	0	54.4	-	-	-	-	68.2	-13.8	0-360	250	H
4	10.488	19.08	PK	37.5	-16.5	0	40.08	-	-	-	-	68.2	-28.12	0-360	150	H
5	* 15.692	19.22	PK	39.9	-14.8	0	44.32	-	-	74	-29.68	-	-	0-360	150	H
2	6.973	36.36	PK	35.5	-20.6	0	51.26	-	-	-	-	68.2	-16.94	0-360	250	V
3	10.489	18.57	PK	37.5	-16.5	0	39.57	-	-	-	-	68.2	-28.63	0-360	150	V
6	* 15.69	19.33	PK	39.9	-14.7	0	44.53	-	-	74	-29.47	-	-	0-360	150	V

* - indicates frequency in CFR15.205/IC7.2.2 Restricted Band

PK – Peak Detector

Radiated Emissions

Frequency (GHz)	Meter Reading (dBuV)	Det	170531_3117 [00168724]	6GHz_HP[dB]	DC Corr (dB)	Corrected Reading (dBuV/m)	Avg Limit (dBuV/m)	Margin (dB)	Peak Limit (dBuV/m)	Margin (dB)	UNII Non-Restricted (dBuV/m)	Margin (dB)	Azimuth (Degs)	Height (cm)	Polarity
6.973	42.71	PK-U	35.5	-20.6	0	57.61	-	-	-	-	68.2	-10.59	326	307	H
6.973	40.26	PK-U	35.5	-20.6	0	55.16	-	-	-	-	68.2	-13.04	211	126	V

* - indicates frequency in CFR15.205/IC7.2.2 Restricted Band

PK-U - U-NII: Maximum Peak

UL Korea, Ltd. Confidential
This report shall not be reproduced except in full, without the written approval of UL Korea, Ltd.

10.1.4. TX ABOVE 1GHz 802.11ac VHT80 MODE IN THE 5.2GHz BAND RESTRICTED BANDEDGE (LOW CHANNEL)

HORIZONTAL PEAK AND AVERAGE PLOT

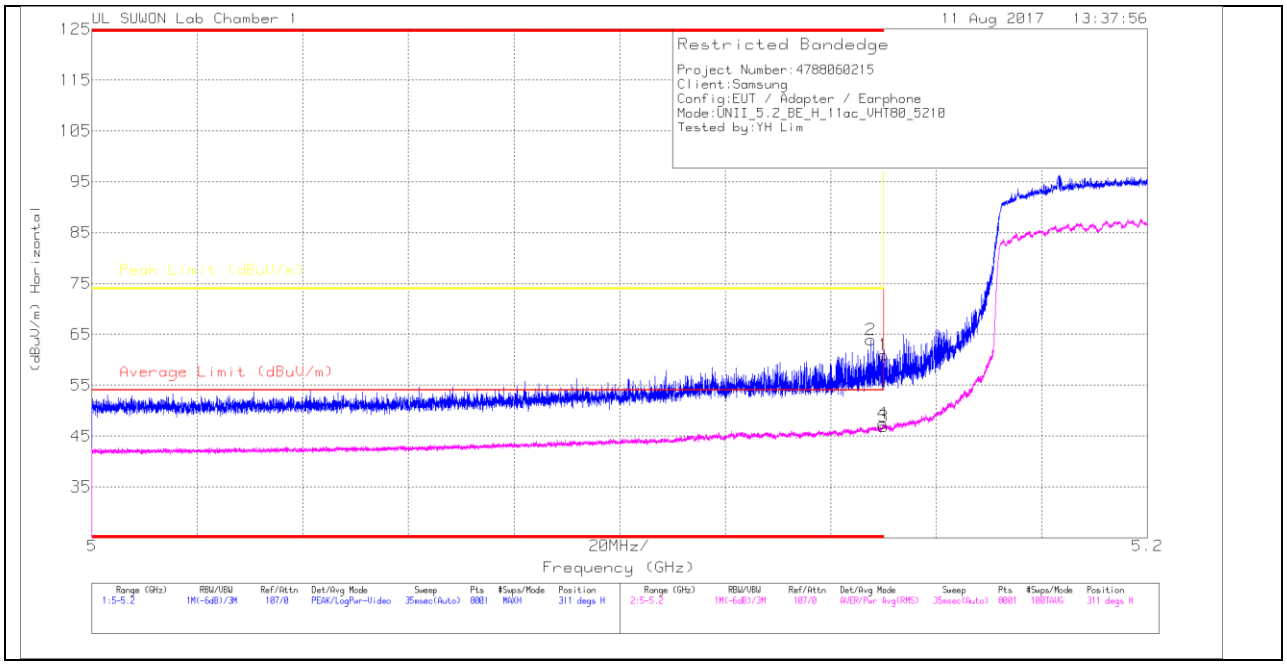

HORIZONTAL DATA

Trace Markers

Marker	Frequency (GHz)	Meter Reading (dBuV)	Det	20170531_3117_00168717	10dB_ATT(dB)_170809	DC Corr (dB)	Corrected Reading (dBuV/m)	Average Limit (dBuV/m)	Margin (dB)	Peak Limit (dBuV/m)	PK Margin (dB)	Azimuth (Degs)	Height (cm)	Polarity
1	* 5.15	48.94	Pk	34	-22	0	60.94	-	-	74	-13.06	311	100	H
2	* 5.148	51.92	Pk	34	-22	0	63.92	-	-	74	-10.08	311	100	H
3	* 5.15	33.78	RMS	34	-22	1.04	46.82	54	-7.18	-	-	311	100	H
4	* 5.15	34.4	RMS	34	-22	1.04	47.44	54	-6.56	-	-	311	100	H

* - indicates frequency in CFR15.205/IC7.2.2 Restricted Band

Pk - Peak detector

RMS - RMS detection

UL Korea, Ltd. Confidential
This report shall not be reproduced except in full, without the written approval of UL Korea, Ltd.

VERTICAL PEAK AND AVERAGE PLOT

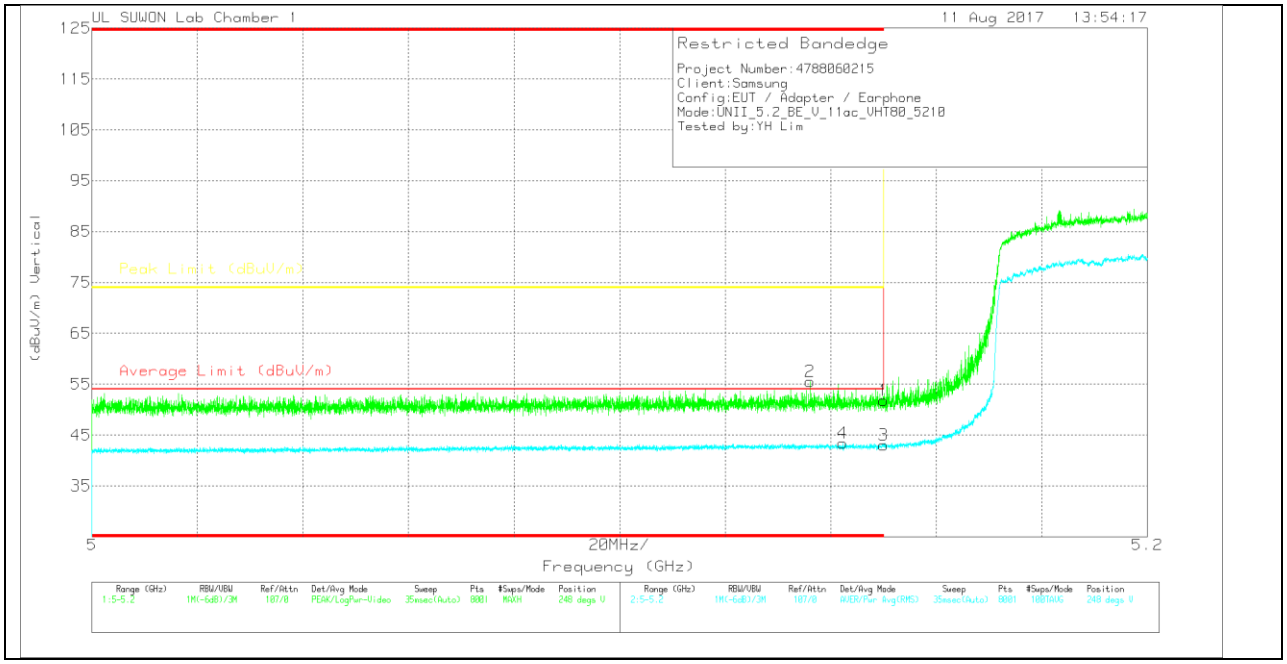

VERTICAL DATA

Trace Markers

Marker	Frequency (GHz)	Meter Reading (dBuV)	Det	20170531_3117_00168717	10dB_ATT(dB)_170809	DC Corr (dB)	Corrected Reading (dBuV/m)	Average Limit (dBuV/m)	Margin (dB)	Peak Limit (dBuV/m)	PK Margin (dB)	Azimuth (Degs)	Height (cm)	Polarity
1	* 5.15	39.84	Pk	34	-22	0	51.84	-	-	74	-22.16	248	105	V
2	* 5.136	43.49	Pk	34	-22	0	55.49	-	-	74	-18.51	248	105	V
3	* 5.15	29.97	RMS	34	-22	1.04	43.01	54	-10.99	-	-	248	105	V
4	* 5.142	30.36	RMS	34	-22	1.04	43.4	54	-10.6	-	-	248	105	V

* - indicates frequency in CFR15.205/IC7.2.2 Restricted Band

Pk - Peak detector

RMS - RMS detection

UL Korea, Ltd. Confidential
This report shall not be reproduced except in full, without the written approval of UL Korea, Ltd.

HARMONICS AND SPURIOUS EMISSIONS

MID CHANNEL HORIZONTAL

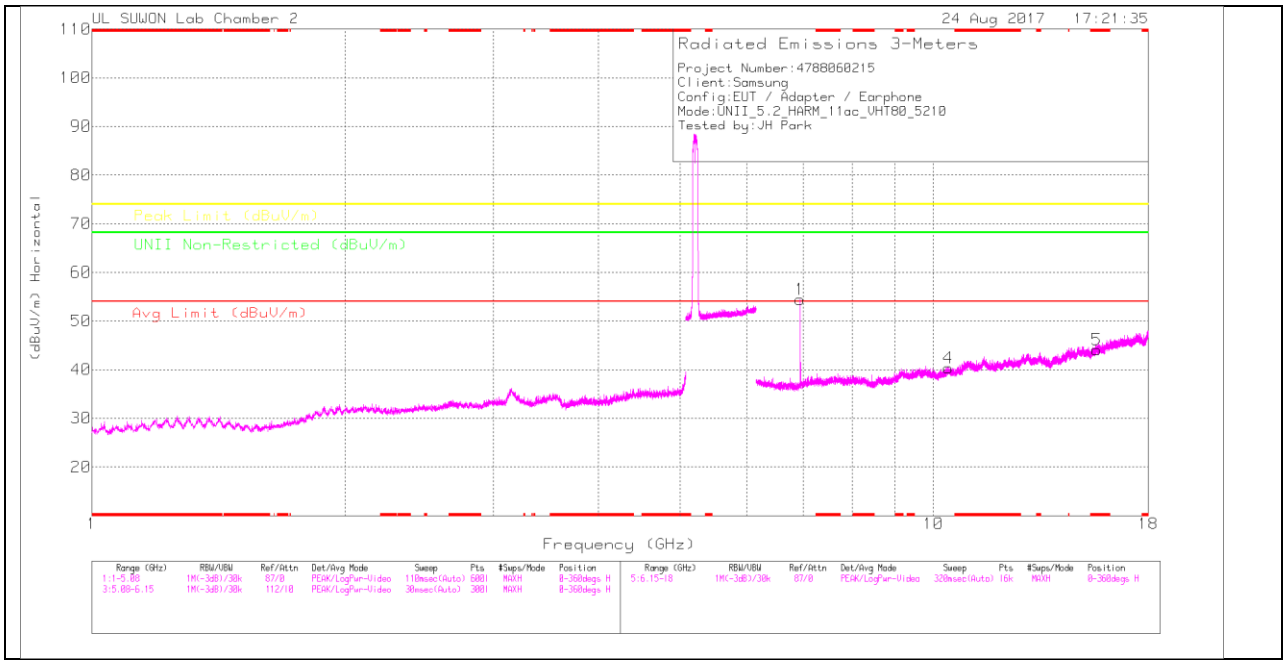

MID CHANNEL VERTICAL

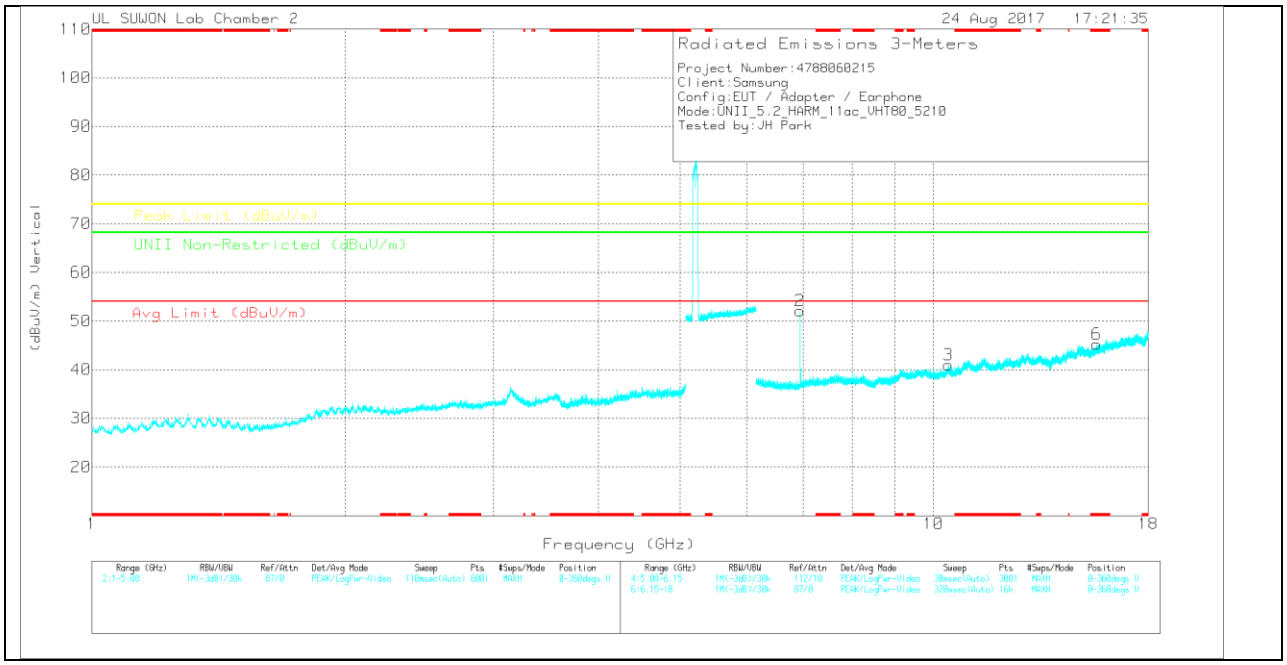

Note: Emission was scanned up to 40GHz; No emissions were detected above the noise floor which was at least 20dB below the specification limit.

UL Korea, Ltd. Confidential
This report shall not be reproduced except in full, without the written approval of UL Korea, Ltd.

MID CHANNEL DATA

Trace Markers

Marker	Frequency (GHz)	Meter Reading (dBuV)	Det	170531_3117[00168724]	6GHz_HP[dB]	DC Corr (dB)	Corrected Reading (dBuV/m)	Avg Limit (dBuV/m)	Margin (dB)	Peak Limit (dBuV/m)	Margin (dB)	UNII Non-Restricted (dBuV/m)	Margin (dB)	Azimuth (Degs)	Height (cm)	Polarity
1	6.946	40.15	PK	35.5	-21.2	0	54.45	-	-	-	-	68.2	-13.75	0-360	250	H
4	10.423	18.88	PK	37.5	-16.1	0	40.28	-	-	-	-	68.2	-27.92	0-360	150	H
5	* 15.631	18.94	PK	39.8	-14.7	0	44.04	-	-	74	-29.96	-	-	0-360	250	H
2	6.946	37.75	PK	35.5	-21.2	0	52.05	-	-	-	-	68.2	-16.15	0-360	150	V
3	10.42	19.62	PK	37.5	-16.2	0	40.92	-	-	-	-	68.2	-27.28	0-360	250	V
6	* 15.629	20.11	PK	39.8	-14.7	0	45.21	-	-	74	-28.79	-	-	0-360	250	V

* - indicates frequency in CFR15.205/IC7.2.2 Restricted Band

PK – Peak Detector

Radiated Emissions

Frequency (GHz)	Meter Reading (dBuV)	Det	170531_3117[00168724]	6GHz_HP[dB]	DC Corr (dB)	Corrected Reading (dBuV/m)	Avg Limit (dBuV/m)	Margin (dB)	Peak Limit (dBuV/m)	Margin (dB)	UNII Non-Restricted (dBuV/m)	Margin (dB)	Azimuth (Degs)	Height (cm)	Polarity
6.947	44.08	PK-U	35.5	-21.2	0	58.38	-	-	-	-	68.2	-9.82	321	384	H
6.947	41.03	PK-U	35.5	-21.2	0	55.33	-	-	-	-	68.2	-12.87	215	147	V

* - indicates frequency in CFR15.205/IC7.2.2 Restricted Band

PK-U - U-NII: Maximum Peak

UL Korea, Ltd. Confidential
This report shall not be reproduced except in full, without the written approval of UL Korea, Ltd.

10.2. 5.3 GHz

10.2.1. TX ABOVE 1 GHz 802.11a MODE IN THE 5.3 GHz BAND AUTHORIZED BANDEDGE (HIGH CHANNEL)

HORIZONTAL PEAK AND AVERAGE PLOT

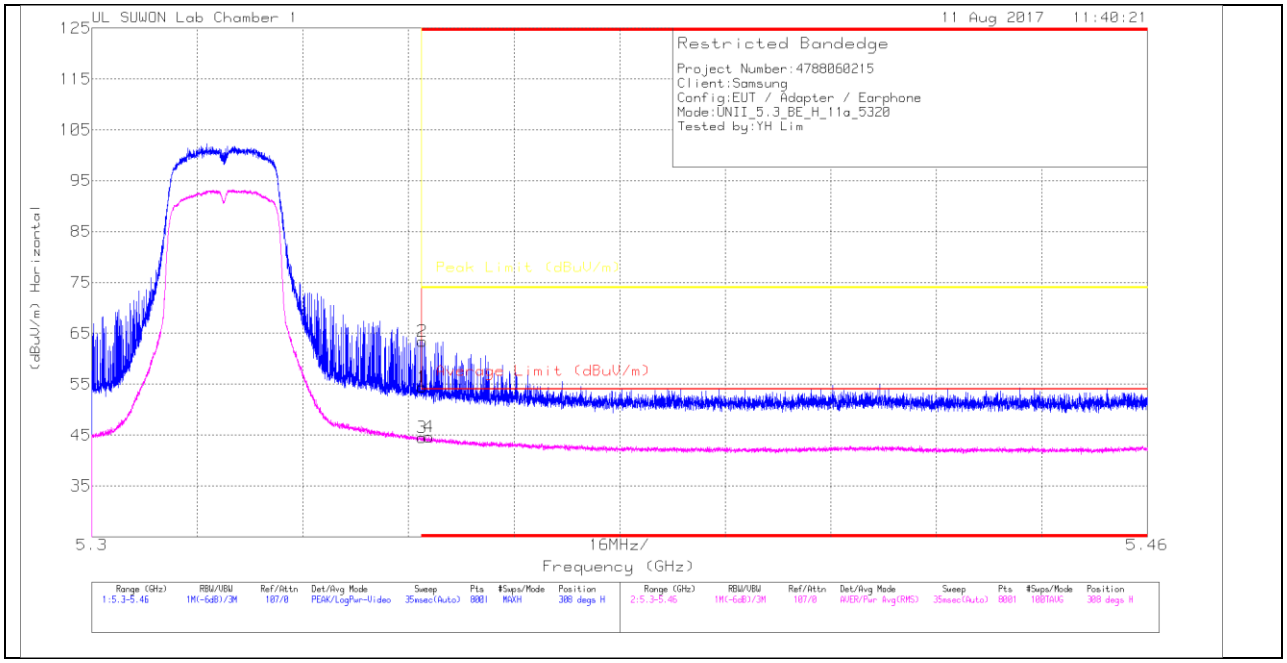

HORIZONTAL DATA

Trace Markers

Marker	Frequency (GHz)	Meter Reading (dBuV)	Det	20170531_3117_00168717	10dB_ATT(dB)_170809	DC Corr (dB)	Corrected Reading (dBuV/m)	Average Limit (dBuV/m)	Margin (dB)	Peak Limit (dBuV/m)	PK Margin (dB)	Azimuth (Degs)	Height (cm)	Polarity
1	* 5.35	41.94	Pk	34.2	-21.7	0	54.44	-	-	74	-19.56	308	104	H
2	* 5.35	50.94	Pk	34.2	-21.7	0	63.44	-	-	74	-10.56	308	104	H
3	* 5.35	31.69	RMS	34.2	-21.7	.27	44.46	54	-9.54	-	-	308	104	H
4	* 5.351	31.92	RMS	34.2	-21.7	.27	44.69	54	-9.31	-	-	308	104	H

* - indicates frequency in CFR15.205/IC7.2.2 Restricted Band

Pk - Peak detector

RMS - RMS detection

UL Korea, Ltd. Confidential
This report shall not be reproduced except in full, without the written approval of UL Korea, Ltd.

VERTICAL PEAK AND AVERAGE PLOT

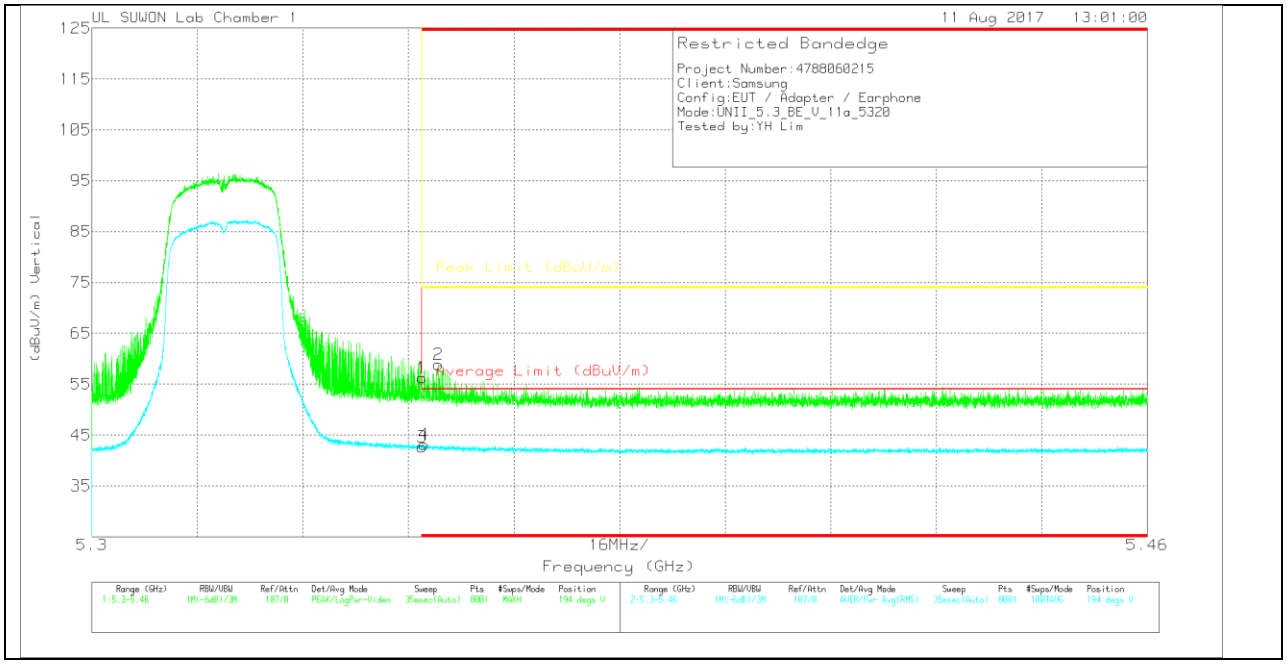

VERTICAL DATA

Trace Markers

Marker	Frequency (GHz)	Meter Reading (dBuV)	Det	20170531_3117_00168717	10dB_ATT(dB)_170809	DC Corr (dB)	Corrected Reading (dBuV/m)	Average Limit (dBuV/m)	Margin (dB)	Peak Limit (dBuV/m)	PK Margin (dB)	Azimuth (Degs)	Height (cm)	Polarity
1	* 5.35	43.81	Pk	34.2	-21.7	0	56.31	-	-	74	-17.69	194	391	V
2	* 5.353	46.35	Pk	34.2	-21.7	0	58.85	-	-	74	-15.15	194	391	V
3	* 5.35	29.94	RMS	34.2	-21.7	.27	42.71	54	-11.29	-	-	194	391	V
4	* 5.35	30.4	RMS	34.2	-21.7	.27	43.17	54	-10.83	-	-	194	391	V

* - indicates frequency in CFR15.205/IC7.2.2 Restricted Band

Pk - Peak detector

RMS - RMS detection

UL Korea, Ltd. Confidential
This report shall not be reproduced except in full, without the written approval of UL Korea, Ltd.

HARMONICS AND SPURIOUS EMISSIONS

LOW CHANNEL HORIZONTAL

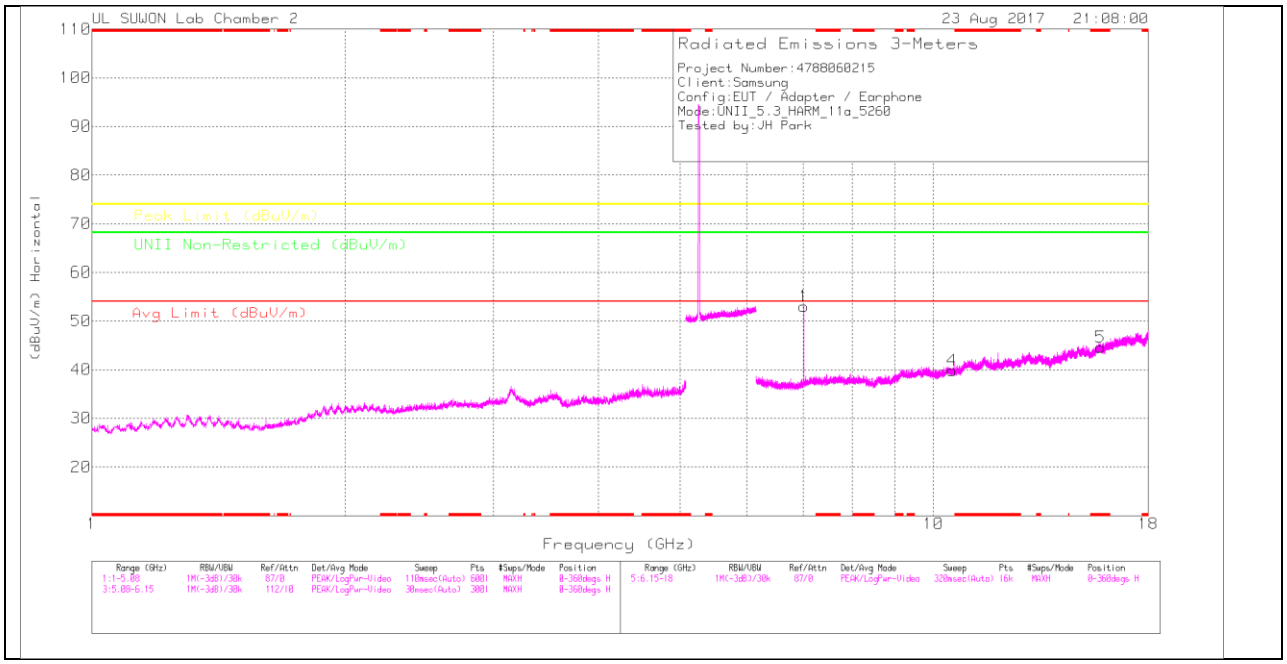

LOW CHANNEL VERTICAL

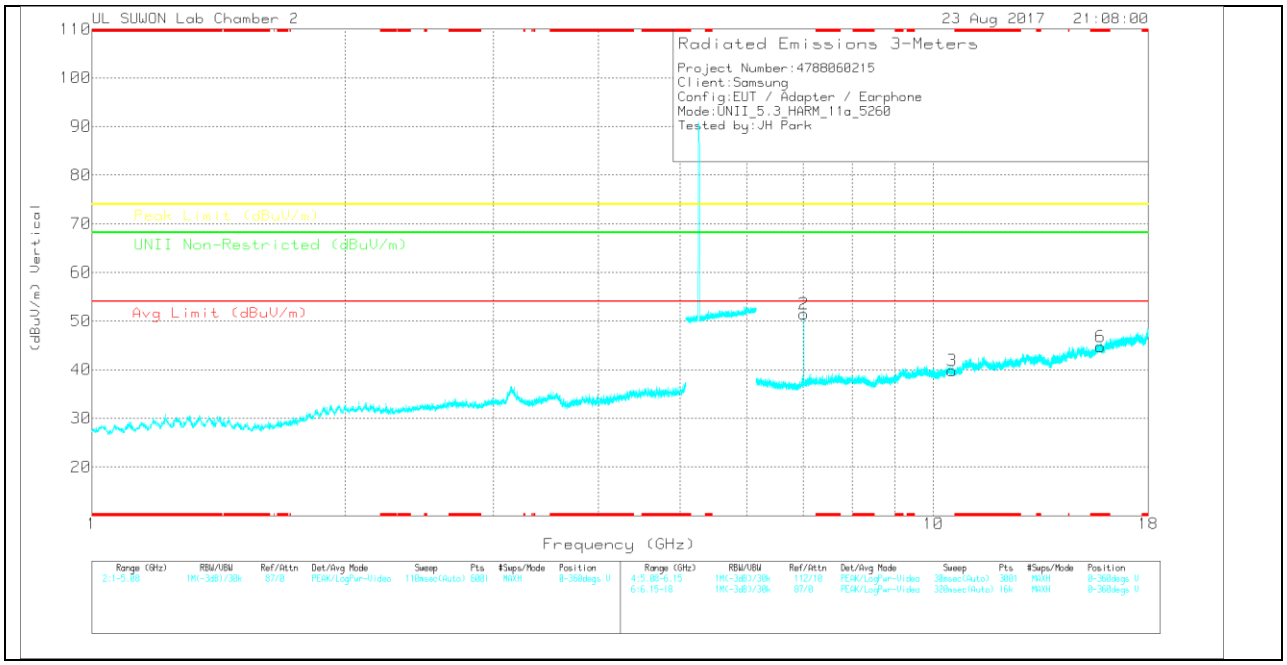

Note: Emission was scanned up to 40GHz; No emissions were detected above the noise floor which was at least 20dB below the specification limit.

UL Korea, Ltd. Confidential
This report shall not be reproduced except in full, without the written approval of UL Korea, Ltd.

LOW CHANNEL DATA

Trace Markers

Marker	Frequency (GHz)	Meter Reading (dBuV)	Det	170531_3117[00168724]	6GHz_HP[dB]	DC Corr (dB)	Corrected Reading (dBuV/m)	Avg Limit (dBuV/m)	Margin (dB)	Peak Limit (dBuV/m)	Margin (dB)	UNII Non-Restricted (dBuV/m)	Margin (dB)	Azimuth (Degs)	Height (cm)	Polarity
1	7.013	37.65	PK	35.6	-20.3	0	52.95	-	-	-	-	68.2	-15.25	0-360	250	H
4	10.522	18.97	PK	37.5	-16.6	0	39.87	-	-	-	-	68.2	-28.33	0-360	250	H
5	* 15.782	19.24	PK	40.1	-14.8	0	44.54	-	-	74	-29.46	-	-	0-360	150	H
2	7.013	36.13	PK	35.6	-20.3	0	51.43	-	-	-	-	68.2	-16.77	0-360	150	V
3	10.517	18.95	PK	37.5	-16.6	0	39.85	-	-	-	-	68.2	-28.35	0-360	150	V
6	* 15.781	19.42	PK	40.1	-14.8	0	44.72	-	-	74	-29.28	-	-	0-360	250	V

* - indicates frequency in CFR15.205/IC7.2.2 Restricted Band

PK – Peak Detector

Radiated Emissions

Frequency (GHz)	Meter Reading (dBuV)	Det	170531_3117[00168724]	6GHz_HP[dB]	DC Corr (dB)	Corrected Reading (dBuV/m)	Avg Limit (dBuV/m)	Margin (dB)	Peak Limit (dBuV/m)	Margin (dB)	UNII Non-Restricted (dBuV/m)	Margin (dB)	Azimuth (Degs)	Height (cm)	Polarity
7.013	41.62	PK-U	35.6	-20.3	0	56.92	-	-	-	-	68.2	-11.28	5	114	H
7.013	40.26	PK-U	35.6	-20.3	0	55.56	-	-	-	-	68.2	-12.64	214	172	V

* - indicates frequency in CFR15.205/IC7.2.2 Restricted Band

PK-U - U-NII: Maximum Peak

UL Korea, Ltd. Confidential
This report shall not be reproduced except in full, without the written approval of UL Korea, Ltd.

MID CHANNEL HORIZONTAL

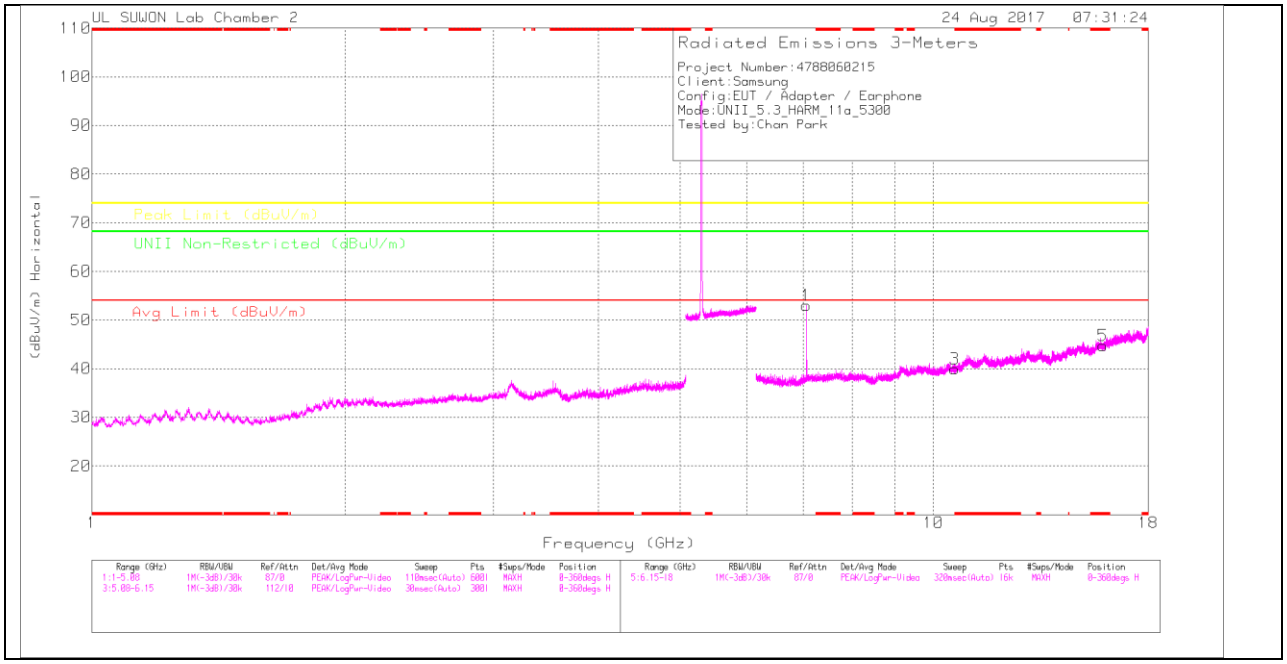

MID CHANNEL VERTICAL

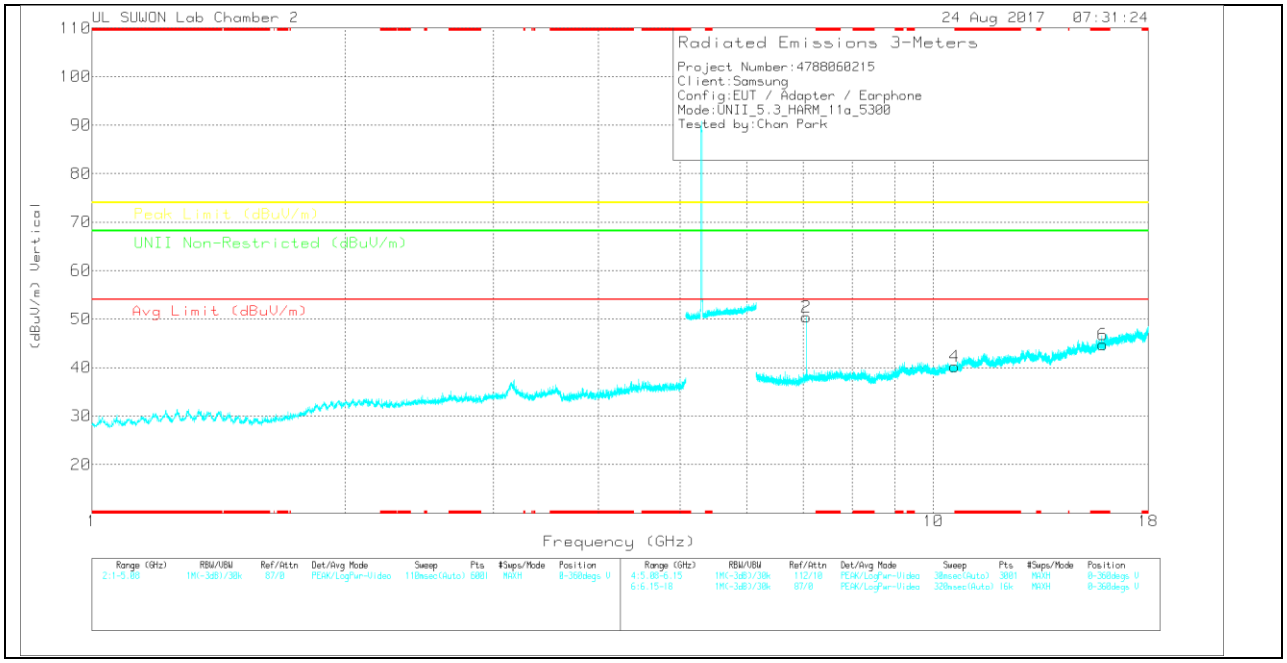

Note: Emission was scanned up to 40GHz; No emissions were detected above the noise floor which was at least 20dB below the specification limit.

UL Korea, Ltd. Confidential
This report shall not be reproduced except in full, without the written approval of UL Korea, Ltd.

MID CHANNEL DATA

Trace Markers

Marker	Frequency (GHz)	Meter Reading (dBuV)	Det	170531_3117[00168724]	6GHz_HP[dB]	DC Corr (dB)	Corrected Reading (dBuV/m)	Avg Limit (dBuV/m)	Margin (dB)	Peak Limit (dBuV/m)	Margin (dB)	UNII Non-Restricted (dBuV/m)	Margin (dB)	Azimuth (Degs)	Height (cm)	Polarity
1	7.066	37.89	PK	35.6	-20.5	0	52.99	-	-	-	-	68.2	-15.21	0-360	150	H
3	10.599	18.95	PK	37.6	-16.6	0	39.95	-	-	-	-	68.2	-28.25	0-360	150	H
5	* 15.902	19.13	PK	40.3	-14.7	0	44.73	-	-	74	-29.27	-	-	0-360	250	H
2	7.066	35.29	PK	35.6	-20.5	0	50.39	-	-	-	-	68.2	-17.81	0-360	150	V
4	10.599	19.18	PK	37.6	-16.6	0	40.18	-	-	-	-	68.2	-28.02	0-360	150	V
6	* 15.903	19.09	PK	40.3	-14.7	0	44.69	-	-	74	-29.31	-	-	0-360	250	V

* - indicates frequency in CFR15.205/IC7.2.2 Restricted Band

PK – Peak detector

Radiated Emissions

Frequency (GHz)	Meter Reading (dBuV)	Det	170531_3117[00168724]	6GHz_HP[dB]	DC Corr (dB)	Corrected Reading (dBuV/m)	Avg Limit (dBuV/m)	Margin (dB)	Peak Limit (dBuV/m)	Margin (dB)	UNII Non-Restricted (dBuV/m)	Margin (dB)	Azimuth (Degs)	Height (cm)	Polarity
7.067	42.06	PK-U	35.6	-20.5	0	57.16	-	-	-	-	68.2	-11.04	0	347	H
7.066	39.24	PK-U	35.6	-20.5	0	54.34	-	-	-	-	68.2	-13.86	214	141	V

* - indicates frequency in CFR15.205/IC7.2.2 Restricted Band

PK-U - U-NII: Maximum Peak

UL Korea, Ltd. Confidential
This report shall not be reproduced except in full, without the written approval of UL Korea, Ltd.

HIGH CHANNEL HORIZONTAL

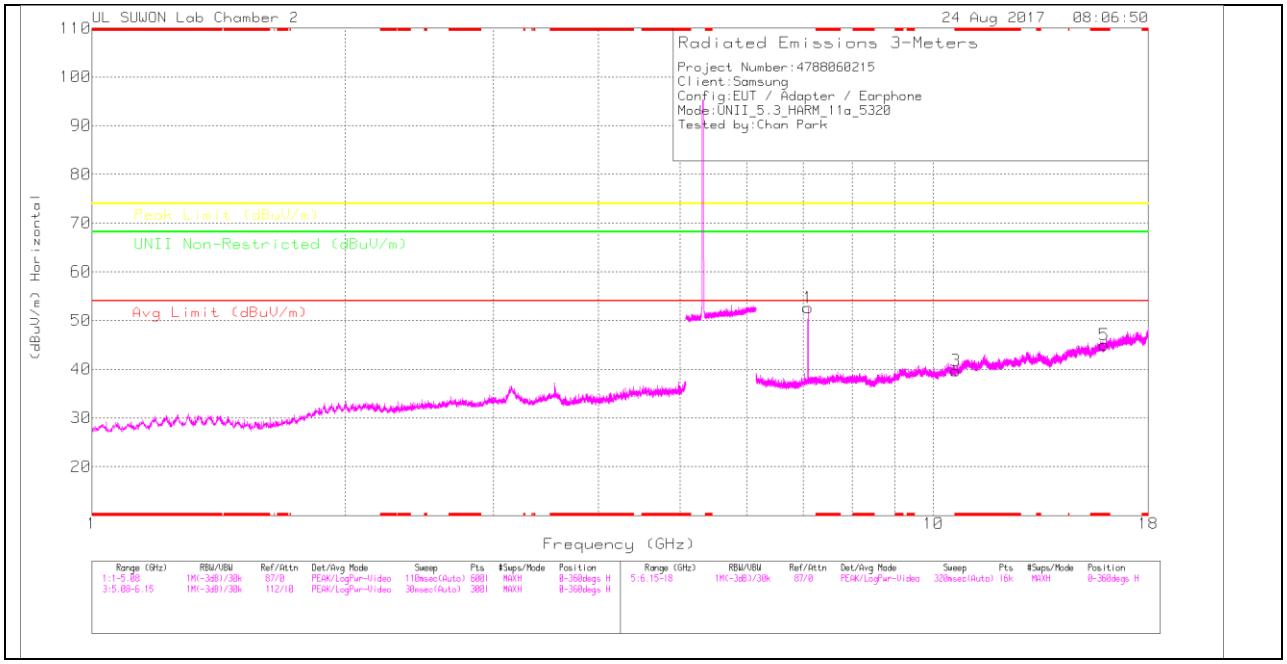

HIGH CHANNEL VERTICAL

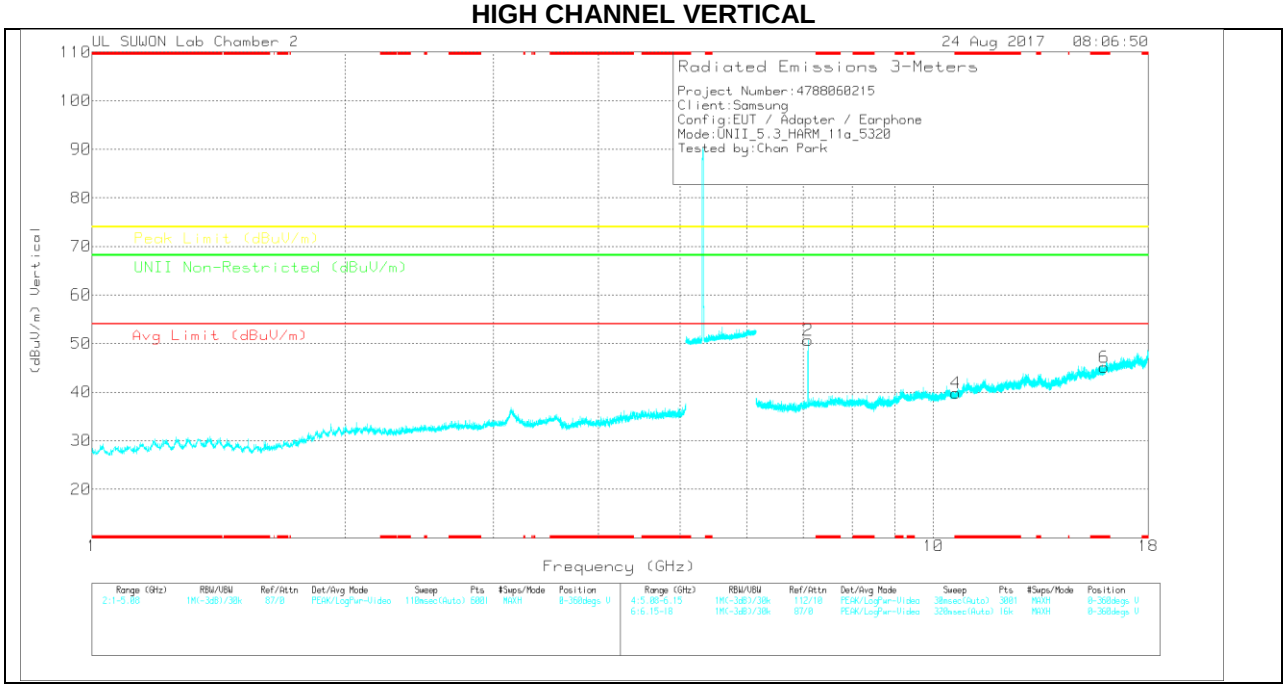

Note: Emission was scanned up to 40GHz; No emissions were detected above the noise floor which was at least 20dB below the specification limit.

UL Korea, Ltd. Confidential
This report shall not be reproduced except in full, without the written approval of UL Korea, Ltd.

HIGH CHANNEL DATA

Trace Markers

Marker	Frequency (GHz)	Meter Reading (dBuV)	Det	170531_3117[00168724]	6GHz_HP[dB]	DC Corr (dB)	Corrected Reading (dBuV/m)	Avg Limit (dBuV/m)	Margin (dB)	Peak Limit (dBuV/m)	Margin (dB)	UNII Non-Restricted (dBuV/m)	Margin (dB)	Azimuth (Degs)	Height (cm)	Polarity
1	7.093	37.91	PK	35.7	-21	0	52.61	-	-	-	-	68.2	-15.59	0-360	250	H
3	* 10.642	18.6	PK	37.7	-16.6	0	39.7	-	-	74	-34.3	-	-	0-360	150	H
5	* 15.96	18.93	PK	40.4	-14.4	0	44.93	-	-	74	-29.07	-	-	0-360	250	H
2	7.093	36.01	PK	35.7	-21	0	50.71	-	-	-	-	68.2	-17.49	0-360	150	V
4	* 10.64	18.7	PK	37.7	-16.6	0	39.8	-	-	74	-34.2	-	-	0-360	250	V
6	* 15.963	18.98	PK	40.4	-14.3	0	45.08	-	-	74	-28.92	-	-	0-360	150	V

* - indicates frequency in CFR15.205/IC7.2.2 Restricted Band

PK – Peak detector

Radiated Emissions

Frequency (GHz)	Meter Reading (dBuV)	Det	170531_3117[00168724]	6GHz_HP[dB]	DC Corr (dB)	Corrected Reading (dBuV/m)	Avg Limit (dBuV/m)	Margin (dB)	Peak Limit (dBuV/m)	Margin (dB)	UNII Non-Restricted (dBuV/m)	Margin (dB)	Azimuth (Degs)	Height (cm)	Polarity
7.093	42.15	PK-U	35.7	-21	0	56.85	-	-	-	-	68.2	-11.35	354	391	H
7.093	40.88	PK-U	35.7	-21	0	55.58	-	-	-	-	68.2	-12.62	215	142	V

* - indicates frequency in CFR15.205/IC7.2.2 Restricted Band

PK-U - U-NII: Maximum Peak

UL Korea, Ltd. Confidential
This report shall not be reproduced except in full, without the written approval of UL Korea, Ltd.

10.2.2. TX ABOVE 1GHz 802.11n HT20 MODE IN THE 5.3GHz BAND

AUTHORIZED BANDEDGE (HIGH CHANNEL)

HORIZONTAL PEAK AND AVERAGE PLOT

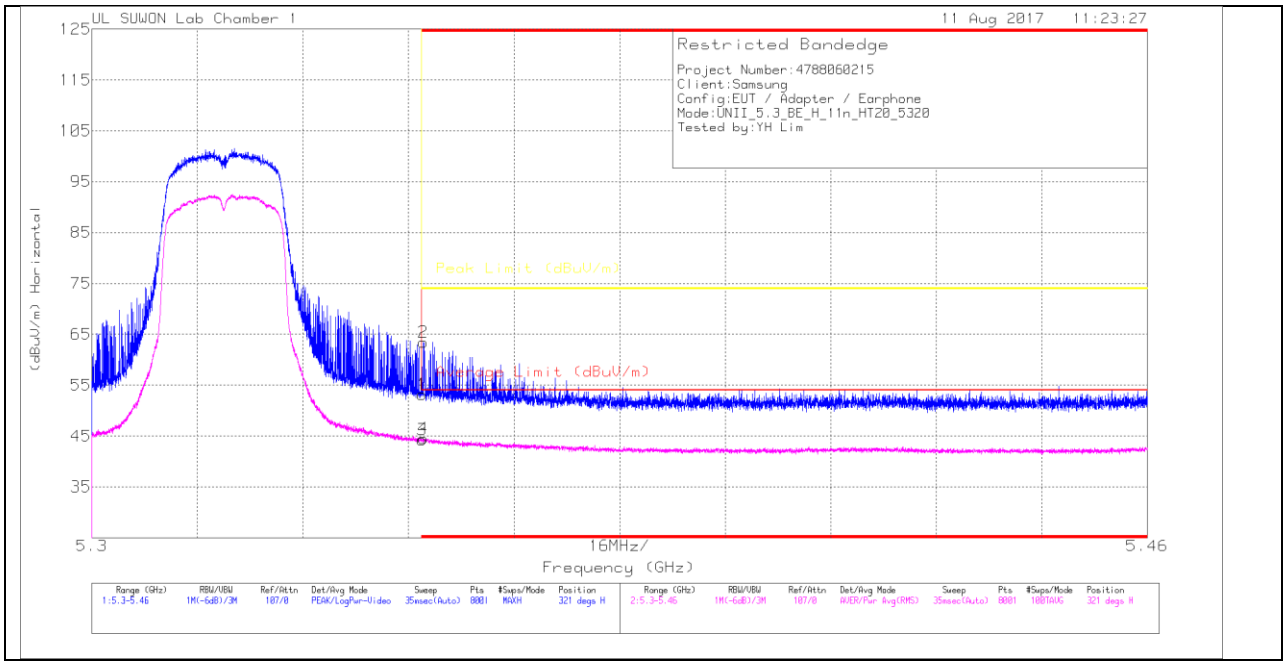

HORIZONTAL DATA

Trace Markers

Marker	Frequency (GHz)	Meter Reading (dBuV)	Det	20170531_3117_00168717	10dB_ATT(dB)_170809	DC Corr (dB)	Corrected Reading (dBuV/m)	Average Limit (dBuV/m)	Margin (dB)	Peak Limit (dBuV/m)	PK Margin (dB)	Azimuth (Degs)	Height (cm)	Polarity
1	* 5.35	40.62	Pk	34.2	-21.7	0	53.12	-	-	74	-20.88	321	105	H
2	* 5.35	50.93	Pk	34.2	-21.7	0	63.43	-	-	74	-10.57	321	105	H
3	* 5.35	31.41	RMS	34.2	-21.7	.3	44.21	54	-9.79	-	-	321	105	H
4	* 5.35	31.73	RMS	34.2	-21.7	.3	44.53	54	-9.47	-	-	321	105	H

* - indicates frequency in CFR15.205/IC7.2.2 Restricted Band

Pk - Peak detector

RMS - RMS detection

UL Korea, Ltd. Confidential
This report shall not be reproduced except in full, without the written approval of UL Korea, Ltd.

VERTICAL PEAK AND AVERAGE PLOT

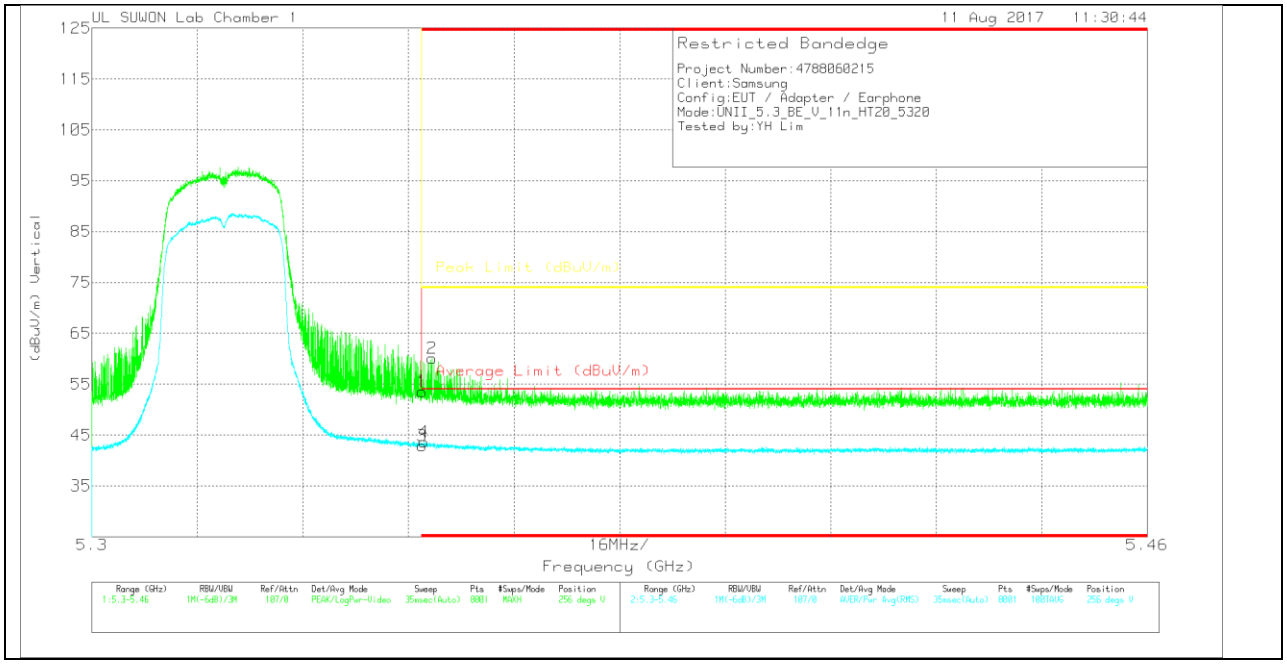

VERTICAL DATA

Trace Markers

Marker	Frequency (GHz)	Meter Reading (dBuV)	Det	20170531_3117_00168717	10dB_ATT(dB)_170809	DC Corr (dB)	Corrected Reading (dBuV/m)	Average Limit (dBuV/m)	Margin (dB)	Peak Limit (dBuV/m)	PK Margin (dB)	Azimuth (Degs)	Height (cm)	Polarity
1	* 5.35	41.1	Pk	34.2	-21.7	0	53.6	-	-	74	-20.4	256	393	V
2	* 5.352	47.64	Pk	34.2	-21.7	0	60.14	-	-	74	-13.86	256	393	V
3	* 5.35	30.09	RMS	34.2	-21.7	.3	42.89	54	-11.11	-	-	256	393	V
4	* 5.35	30.87	RMS	34.2	-21.7	.3	43.67	54	-10.33	-	-	256	393	V

* - indicates frequency in CFR15.205/IC7.2.2 Restricted Band

Pk - Peak detector

RMS - RMS detection

UL Korea, Ltd. Confidential
This report shall not be reproduced except in full, without the written approval of UL Korea, Ltd.

HARMONICS AND SPURIOUS EMISSIONS

LOW CHANNEL HORIZONTAL

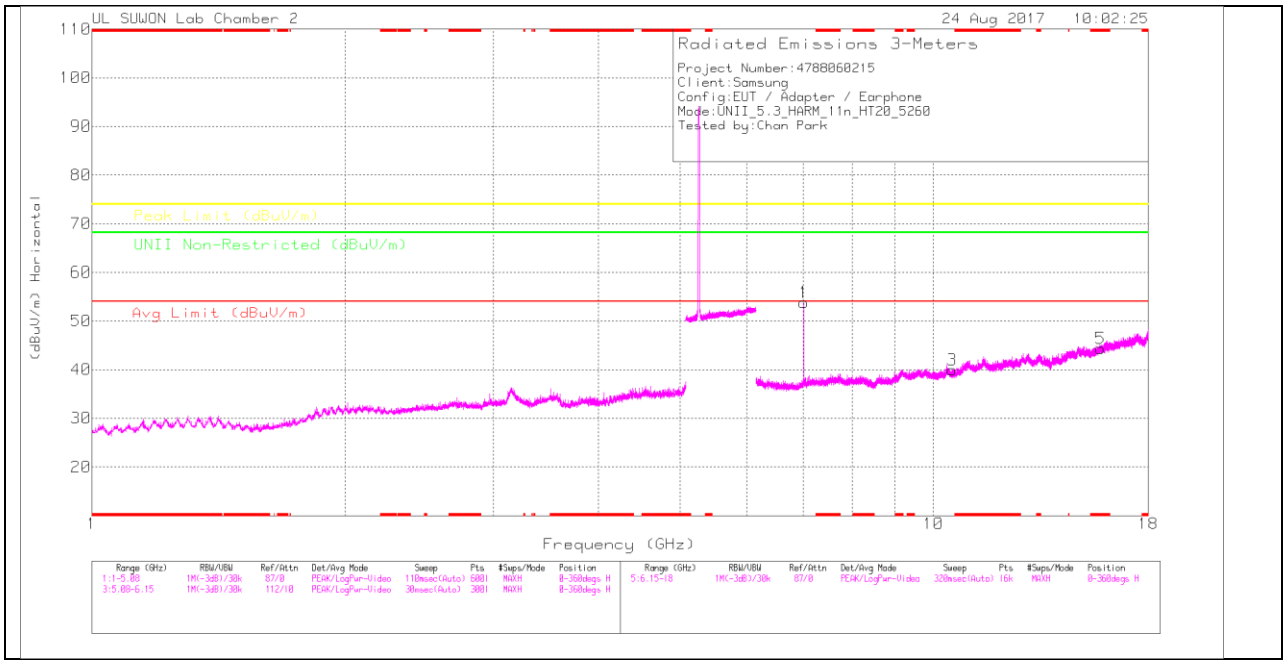

LOW CHANNEL VERTICAL

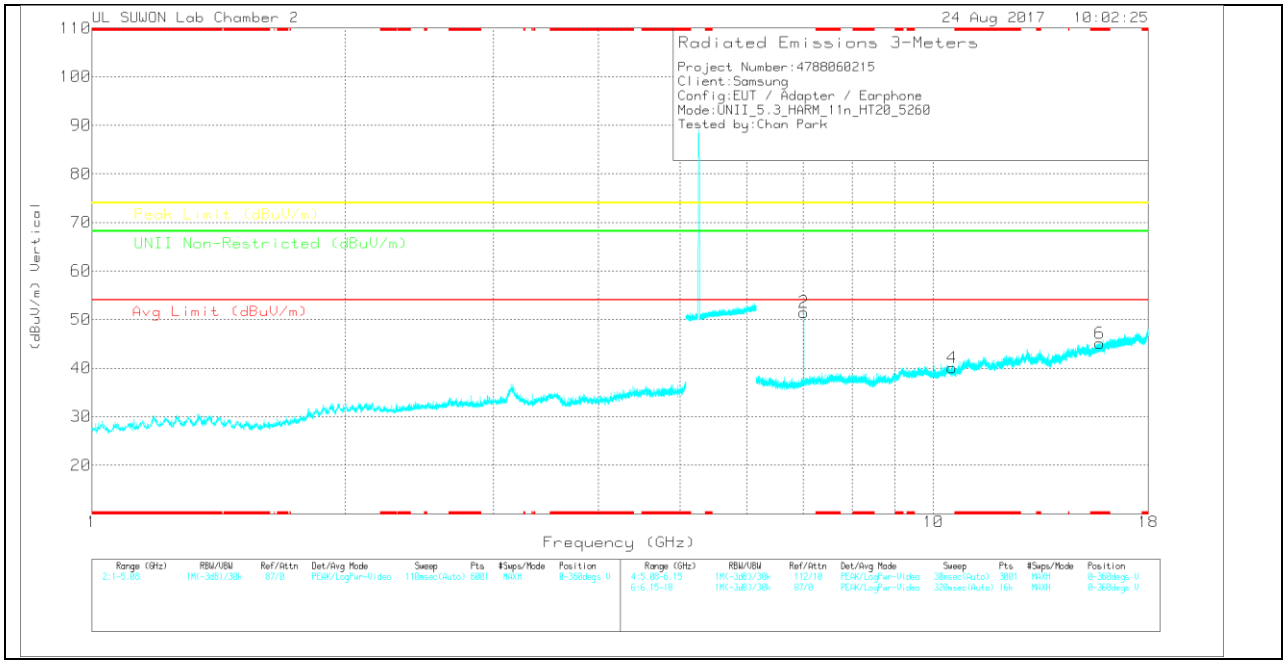

Note: Emission was scanned up to 40GHz; No emissions were detected above the noise floor which was at least 20dB below the specification limit.

UL Korea, Ltd. Confidential
This report shall not be reproduced except in full, without the written approval of UL Korea, Ltd.

LOW CHANNEL DATA

Trace Markers

Marker	Frequency (GHz)	Meter Reading (dBuV)	Det	170531_3117[00168724]	6GHz_HP[dB]	DC Corr (dB)	Corrected Reading (dBuV/m)	Avg Limit (dBuV/m)	Margin (dB)	Peak Limit (dBuV/m)	Margin (dB)	UNII Non-Restricted (dBuV/m)	Margin (dB)	Azimuth (Degs)	Height (cm)	Polarity
1	7.013	38.49	PK	35.6	-20.3	0	53.79	-	-	-	-	68.2	-14.41	0-360	150	H
3	10.519	19	PK	37.5	-16.6	0	39.9	-	-	-	-	68.2	-28.3	0-360	150	H
5	* 15.781	19.04	PK	40.1	-14.8	0	44.34	-	-	74	-29.66	-	-	0-360	150	H
2	7.013	36.21	PK	35.6	-20.3	0	51.51	-	-	-	-	68.2	-16.69	0-360	150	V
4	10.518	19.16	PK	37.5	-16.6	0	40.06	-	-	-	-	68.2	-28.14	0-360	150	V
6	* 15.776	19.77	PK	40.1	-14.7	0	45.17	-	-	74	-28.83	-	-	0-360	250	V

* - indicates frequency in CFR15.205/IC7.2.2 Restricted Band

PK – Peak detector

Radiated Emissions

Frequency (GHz)	Meter Reading (dBuV)	Det	170531_3117 [00168724]	6GHz_HP[dB]	DC Corr (dB)	Corrected Reading (dBuV/m)	Avg Limit (dBuV/m)	Margin (dB)	Peak Limit (dBuV/m)	Margin (dB)	UNII Non-Restricted (dBuV/m)	Margin (dB)	Azimuth (Degs)	Height (cm)	Polarity
7.014	42.66	PK-U	35.6	-20.3	0	57.96	-	-	-	-	68.2	-10.24	357	323	H
7.013	40.3	PK-U	35.6	-20.3	0	55.6	-	-	-	-	68.2	-12.6	163	150	V

* - indicates frequency in CFR15.205/IC7.2.2 Restricted Band

PK-U - U-NII: Maximum Peak

UL Korea, Ltd. Confidential
This report shall not be reproduced except in full, without the written approval of UL Korea, Ltd.

MID CHANNEL HORIZONTAL

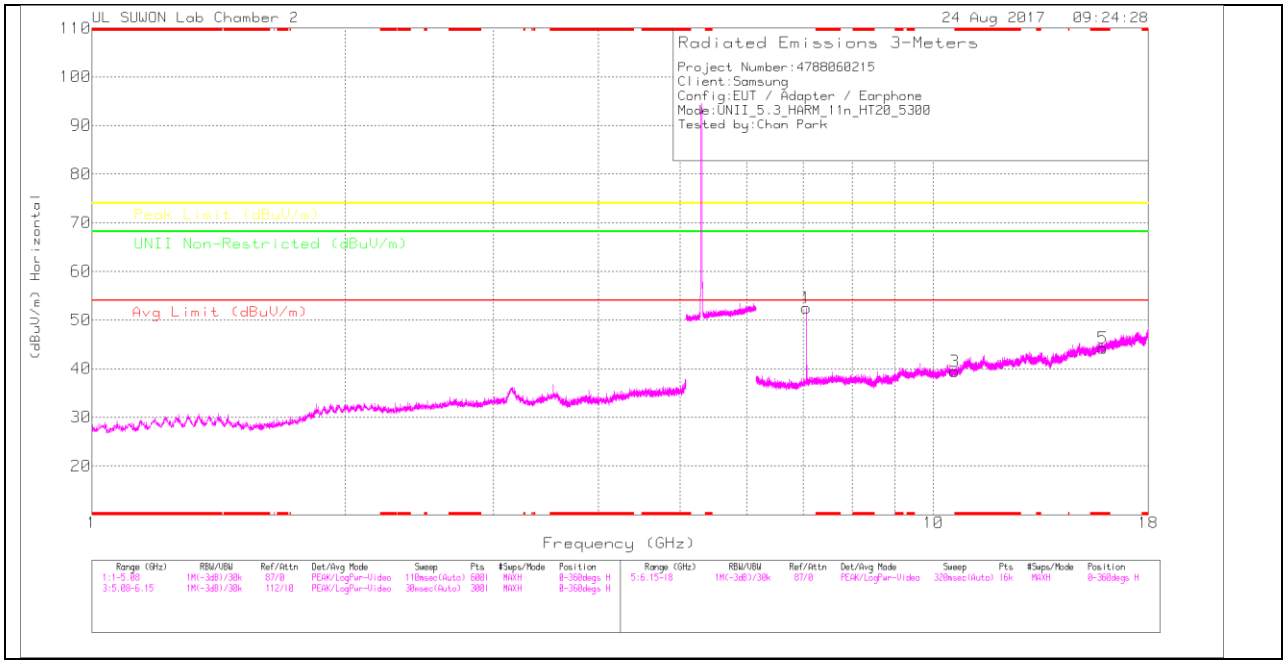

MID CHANNEL VERTICAL

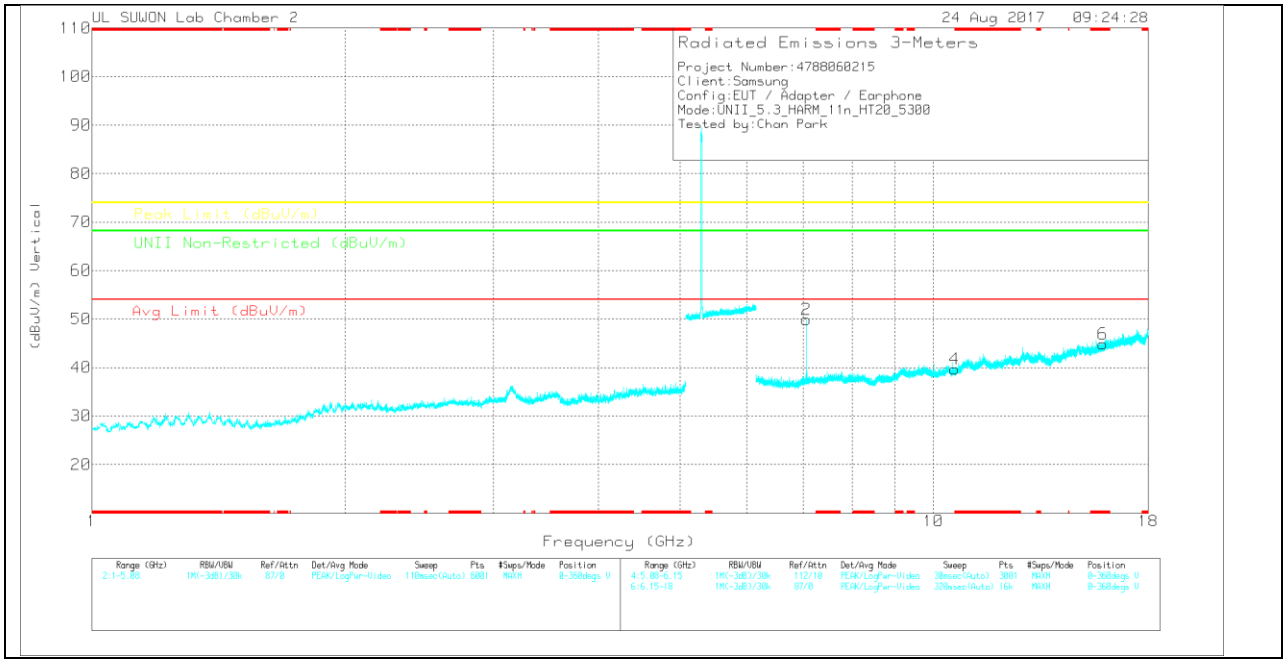

Note: Emission was scanned up to 40GHz; No emissions were detected above the noise floor which was at least 20dB below the specification limit.

UL Korea, Ltd. Confidential
This report shall not be reproduced except in full, without the written approval of UL Korea, Ltd.

MID CHANNEL DATA

Trace Markers

Marker	Frequency (GHz)	Meter Reading (dBuV)	Det	170531_3117[00168724]	6GHz_HP[dB]	DC Corr (dB)	Corrected Reading (dBuV/m)	Avg Limit (dBuV/m)	Margin (dB)	Peak Limit (dBuV/m)	Margin (dB)	UNII Non-Restricted (dBuV/m)	Margin (dB)	Azimuth (Degs)	Height (cm)	Polarity
1	7.066	37.37	PK	35.6	-20.5	0	52.47	-	-	-	-	68.2	-15.73	0-360	150	H
3	* 10.601	18.47	PK	37.6	-16.6	0	39.47	-	-	74	-34.53	-	-	0-360	150	H
5	* 15.903	18.6	PK	40.3	-14.7	0	44.2	-	-	74	-29.8	-	-	0-360	250	H
2	7.066	34.85	PK	35.6	-20.5	0	49.95	-	-	-	-	68.2	-18.25	0-360	150	V
4	* 10.602	18.65	PK	37.6	-16.6	0	39.65	-	-	74	-34.35	-	-	0-360	250	V
6	* 15.9	19.21	PK	40.3	-14.7	0	44.81	-	-	74	-29.19	-	-	0-360	150	V

* - indicates frequency in CFR15.205/IC7.2.2 Restricted Band

PK – Peak detector

Radiated Emissions

Frequency (GHz)	Meter Reading (dBuV)	Det	170531_3117[00168724]	6GHz_HP[dB]	DC Corr (dB)	Corrected Reading (dBuV/m)	Avg Limit (dBuV/m)	Margin (dB)	Peak Limit (dBuV/m)	Margin (dB)	UNII Non-Restricted (dBuV/m)	Margin (dB)	Azimuth (Degs)	Height (cm)	Polarity
7.067	41.21	PK-U	35.6	-20.6	0	56.21	-	-	-	-	68.2	-11.99	353	347	H
7.067	39.54	PK-U	35.6	-20.5	0	54.64	-	-	-	-	68.2	-13.56	215	135	V

* - indicates frequency in CFR15.205/IC7.2.2 Restricted Band

PK-U - U-NII: Maximum Peak

UL Korea, Ltd. Confidential
This report shall not be reproduced except in full, without the written approval of UL Korea, Ltd.

HIGH CHANNEL HORIZONTAL

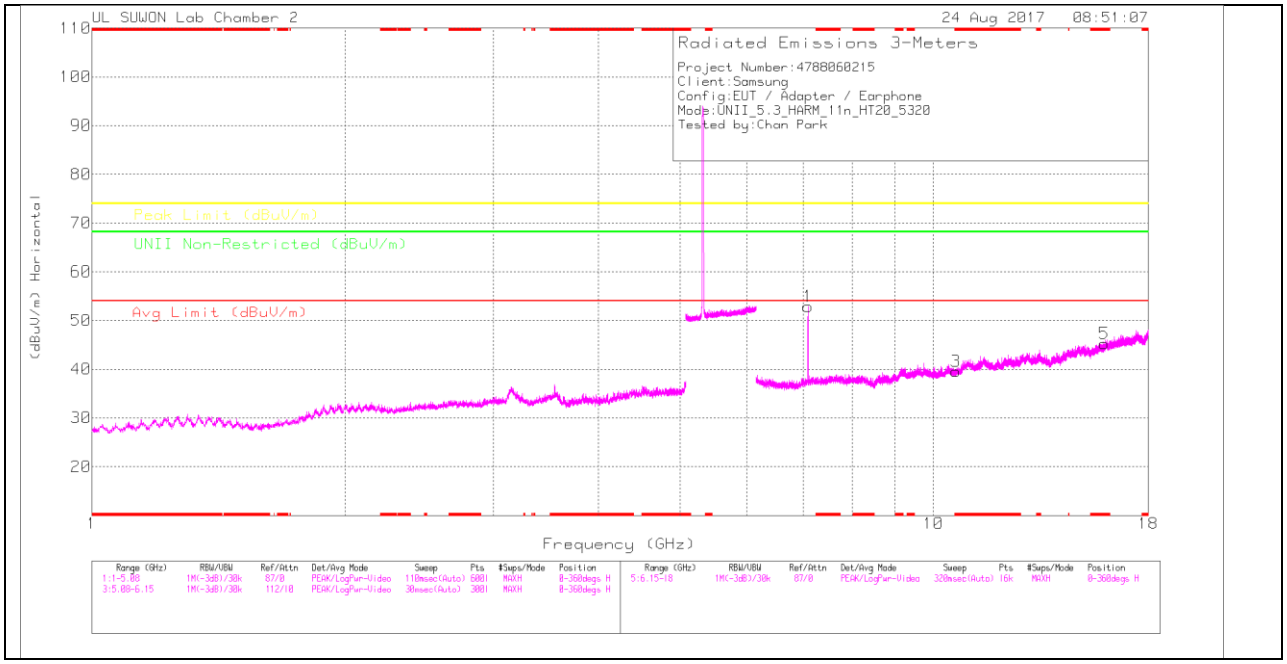

HIGH CHANNEL VERTICAL

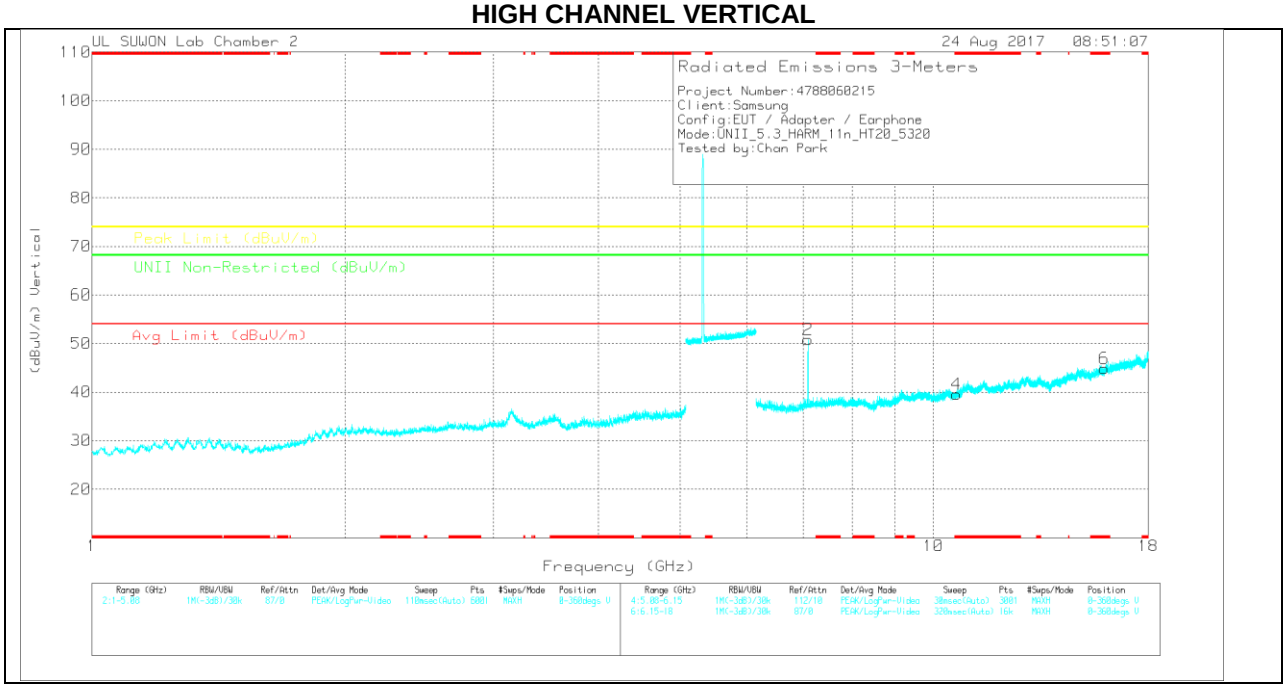

Note: Emission was scanned up to 40GHz; No emissions were detected above the noise floor which was at least 20dB below the specification limit.

UL Korea, Ltd. Confidential
This report shall not be reproduced except in full, without the written approval of UL Korea, Ltd.

HIGH CHANNEL DATA

Trace Markers

Marker	Frequency (GHz)	Meter Reading (dBuV)	Det	170531_3117[00168724]	6GHz_HP[dB]	DC Corr (dB)	Corrected Reading (dBuV/m)	Avg Limit (dBuV/m)	Margin (dB)	Peak Limit (dBuV/m)	Margin (dB)	UNII Non-Restricted (dBuV/m)	Margin (dB)	Azimuth (Degs)	Height (cm)	Polarity
1	7.093	38.12	PK	35.7	-21	0	52.82	-	-	-	-	68.2	-15.38	0-360	150	H
3	* 10.641	18.41	PK	37.7	-16.6	0	39.51	-	-	74	-34.49	-	-	0-360	150	H
5	* 15.962	19.23	PK	40.4	-14.4	0	45.23	-	-	74	-28.77	-	-	0-360	250	H
2	7.093	36.09	PK	35.7	-21	0	50.79	-	-	-	-	68.2	-17.41	0-360	150	V
4	* 10.645	18.41	PK	37.7	-16.6	0	39.51	-	-	74	-34.49	-	-	0-360	250	V
6	* 15.959	18.85	PK	40.4	-14.4	0	44.85	-	-	74	-29.15	-	-	0-360	150	V

* - indicates frequency in CFR15.205/IC7.2.2 Restricted Band

PK – Peak detector

Radiated Emissions

Frequency (GHz)	Meter Reading (dBuV)	Det	170531_3117[00168724]	6GHz_HP[dB]	DC Corr (dB)	Corrected Reading (dBuV/m)	Avg Limit (dBuV/m)	Margin (dB)	Peak Limit (dBuV/m)	Margin (dB)	UNII Non-Restricted (dBuV/m)	Margin (dB)	Azimuth (Degs)	Height (cm)	Polarity
7.093	41.89	PK-U	35.7	-21.1	0	56.49	-	-	-	-	68.2	-11.71	354	342	H
7.093	40.24	PK-U	35.7	-21	0	54.94	-	-	-	-	68.2	-13.26	161	153	V

* - indicates frequency in CFR15.205/IC7.2.2 Restricted Band

PK-U - U-NII: Maximum Peak

UL Korea, Ltd. Confidential
This report shall not be reproduced except in full, without the written approval of UL Korea, Ltd.

10.2.3. TX ABOVE 1GHz 802.11n HT40 MODE IN THE 5.3GHz BAND AUTHORIZED BANDEDGE (HIGH CHANNEL)

HORIZONTAL PEAK AND AVERAGE PLOT

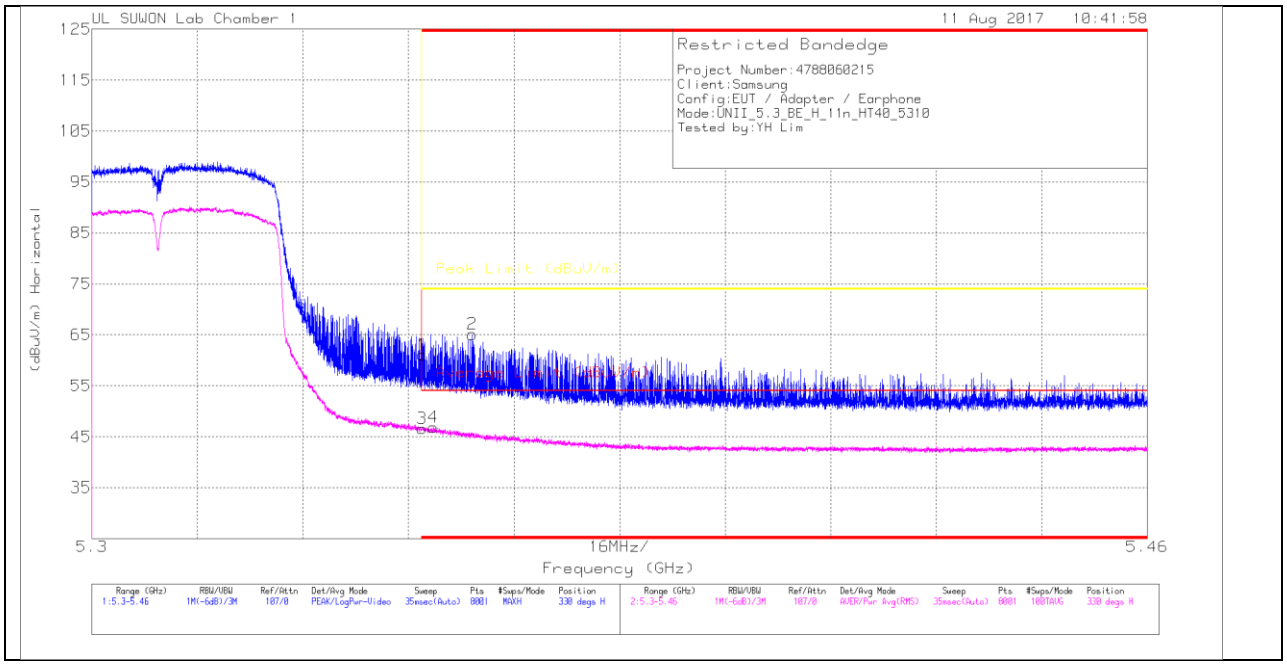

HORIZONTAL DATA

Trace Markers

Marker	Frequency (GHz)	Meter Reading (dBuV)	Det	20170531_3117_00168717	10dB_ATT(dB)_170809	DC Corr (dB)	Corrected Reading (dBuV/m)	Average Limit (dBuV/m)	Margin (dB)	Peak Limit (dBuV/m)	PK Margin (dB)	Azimuth (Degs)	Height (cm)	Polarity
1	* 5.35	48.63	Pk	34.2	-21.7	0	61.13	-	-	74	-12.87	330	108	H
2	* 5.358	52.61	Pk	34.2	-21.7	0	65.11	-	-	74	-8.89	330	108	H
3	* 5.35	33.57	RMS	34.2	-21.7	.56	46.63	54	-7.37	-	-	330	108	H
4	* 5.352	33.79	RMS	34.2	-21.7	.56	46.85	54	-7.15	-	-	330	108	H

* - indicates frequency in CFR15.205/IC7.2.2 Restricted Band

Pk - Peak detector

RMS - RMS detection

UL Korea, Ltd. Confidential
This report shall not be reproduced except in full, without the written approval of UL Korea, Ltd.

VERTICAL PEAK AND AVERAGE PLOT

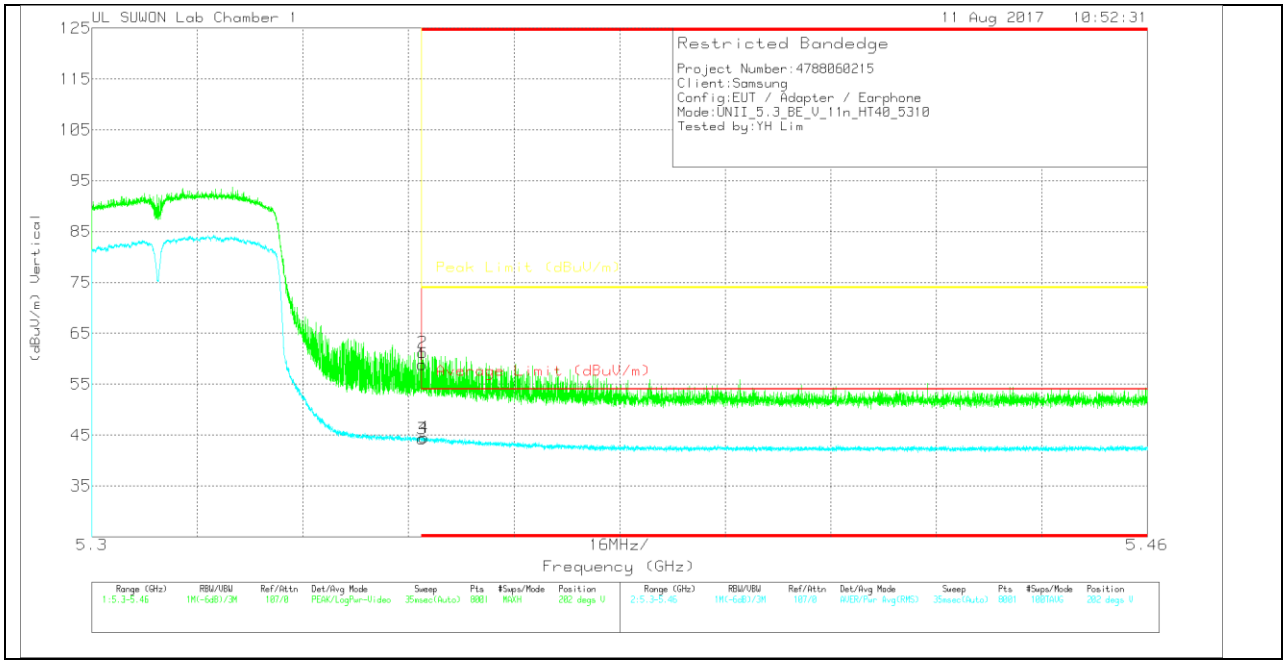

VERTICAL DATA

Trace Markers

Marker	Frequency (GHz)	Meter Reading (dBuV)	Det	20170531_3117_00168717	10dB_ATT(dB)_170809	DC Corr (dB)	Corrected Reading (dBuV/m)	Average Limit (dBuV/m)	Margin (dB)	Peak Limit (dBuV/m)	PK Margin (dB)	Azimuth (Degs)	Height (cm)	Polarity
1	* 5.35	46.35	Pk	34.2	-21.7	0	58.85	-	-	74	-15.15	202	269	V
2	* 5.35	48.76	Pk	34.2	-21.7	0	61.26	-	-	74	-12.74	202	269	V
3	* 5.35	31.22	RMS	34.2	-21.7	.56	44.28	54	-9.72	-	-	202	269	V
4	* 5.35	31.5	RMS	34.2	-21.7	.56	44.56	54	-9.44	-	-	202	269	V

* - indicates frequency in CFR15.205/IC7.2.2 Restricted Band

Pk - Peak detector

RMS - RMS detection

UL Korea, Ltd. Confidential
This report shall not be reproduced except in full, without the written approval of UL Korea, Ltd.

HARMONICS AND SPURIOUS EMISSIONS

LOW CHANNEL HORIZONTAL

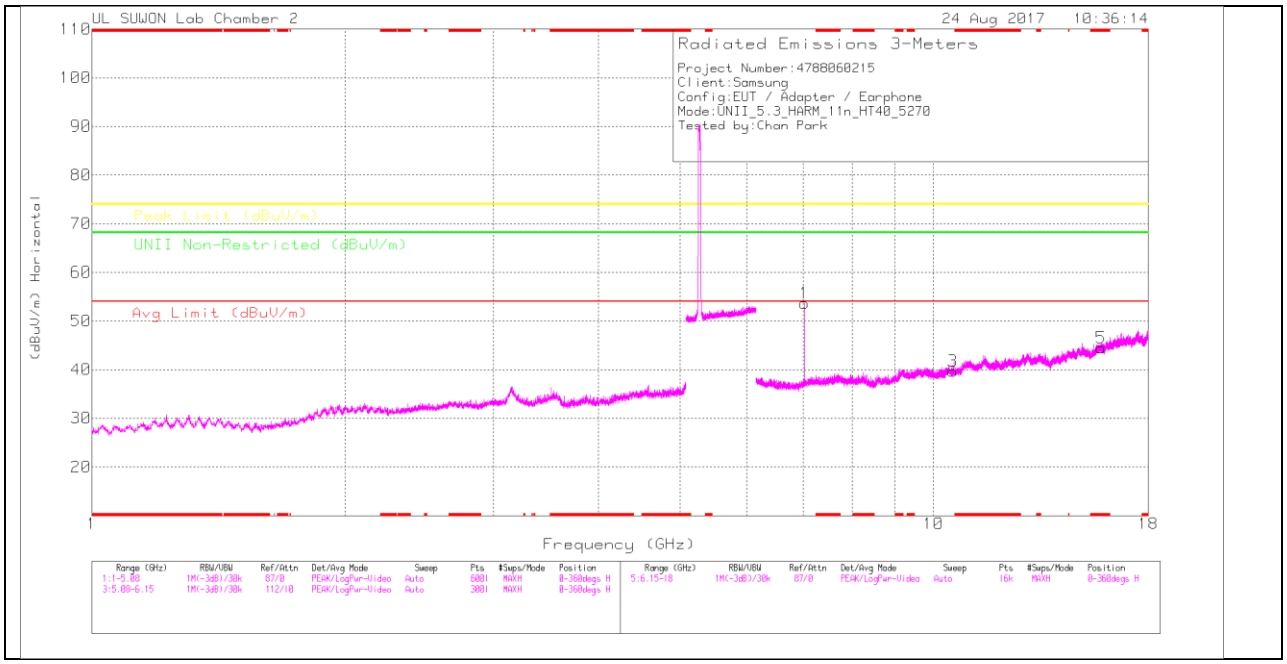

LOW CHANNEL VERTICAL

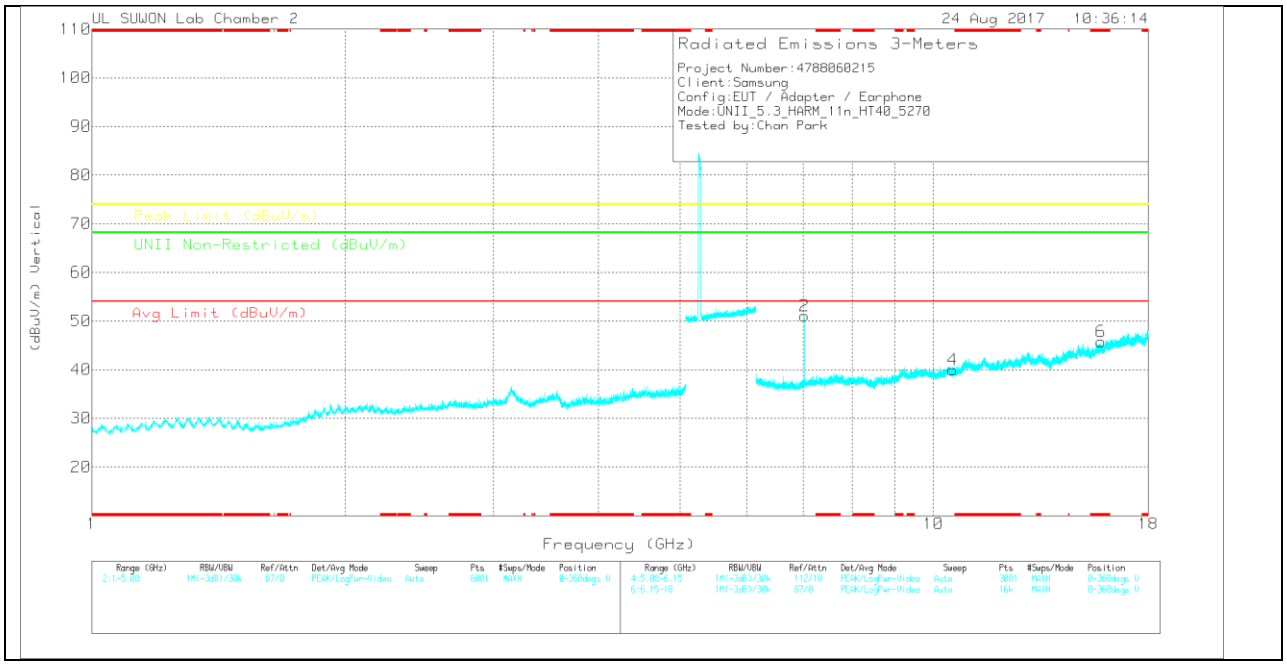

Note: Emission was scanned up to 40GHz; No emissions were detected above the noise floor which was at least 20dB below the specification limit.

UL Korea, Ltd. Confidential
This report shall not be reproduced except in full, without the written approval of UL Korea, Ltd.

LOW CHANNEL DATA

Trace Markers

Marker	Frequency (GHz)	Meter Reading (dBuV)	Det	170531_3117[00168724]	6GHz_HP[dB]	DC Corr (dB)	Corrected Reading (dBuV/m)	Avg Limit (dBuV/m)	Margin (dB)	Peak Limit (dBuV/m)	Margin (dB)	UNII Non-Restricted (dBuV/m)	Margin (dB)	Azimuth (Degs)	Height (cm)	Polarity
1	7.026	38.3	PK	35.6	-20.2	0	53.7	-	-	-	-	68.2	-14.5	0-360	149	H
3	10.539	18.66	PK	37.6	-16.6	0	39.66	-	-	-	-	68.2	-28.54	0-360	149	H
5	* 15.811	19.1	PK	40.1	-14.7	0	44.5	-	-	74	-29.5	-	-	0-360	149	H
2	7.026	35.69	PK	35.6	-20.2	0	51.09	-	-	-	-	68.2	-17.11	0-360	150	V
4	10.545	18.88	PK	37.6	-16.5	0	39.98	-	-	-	-	68.2	-28.22	0-360	150	V
6	* 15.809	20.31	PK	40.1	-14.7	0	45.71	-	-	74	-28.29	-	-	0-360	250	V

* - indicates frequency in CFR15.205/IC7.2.2 Restricted Band

PK – Peak detector

Radiated Emissions

Frequency (GHz)	Meter Reading (dBuV)	Det	170531_3117[00168724]	6GHz_HP[dB]	DC Corr (dB)	Corrected Reading (dBuV/m)	Avg Limit (dBuV/m)	Margin (dB)	Peak Limit (dBuV/m)	Margin (dB)	UNII Non-Restricted (dBuV/m)	Margin (dB)	Azimuth (Degs)	Height (cm)	Polarity
7.027	41.83	PK-U	35.6	-20.2	0	57.23	-	-	-	-	68.2	-10.97	358	321	H
7.027	40.57	PK-U	35.6	-20.2	0	55.97	-	-	-	-	68.2	-12.23	176	114	V

* - indicates frequency in CFR15.205/IC7.2.2 Restricted Band

PK-U - U-NII: Maximum Peak

UL Korea, Ltd. Confidential
This report shall not be reproduced except in full, without the written approval of UL Korea, Ltd.

HIGH CHANNEL HORIZONTAL

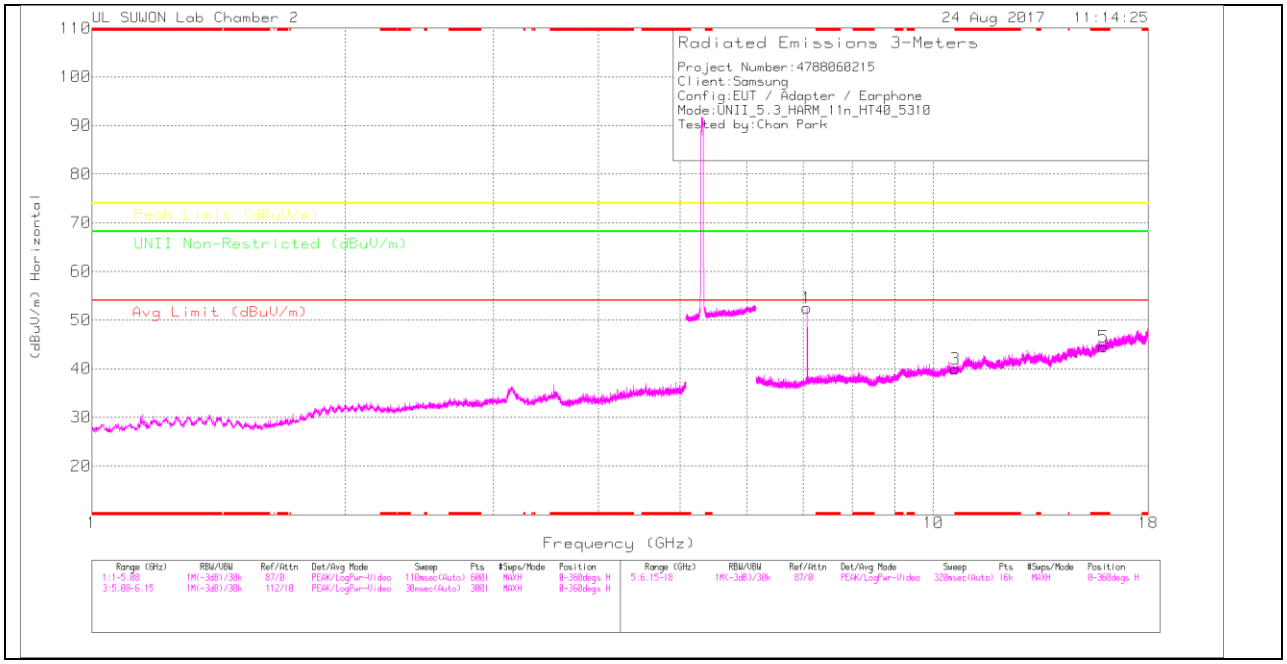

HIGH CHANNEL VERTICAL

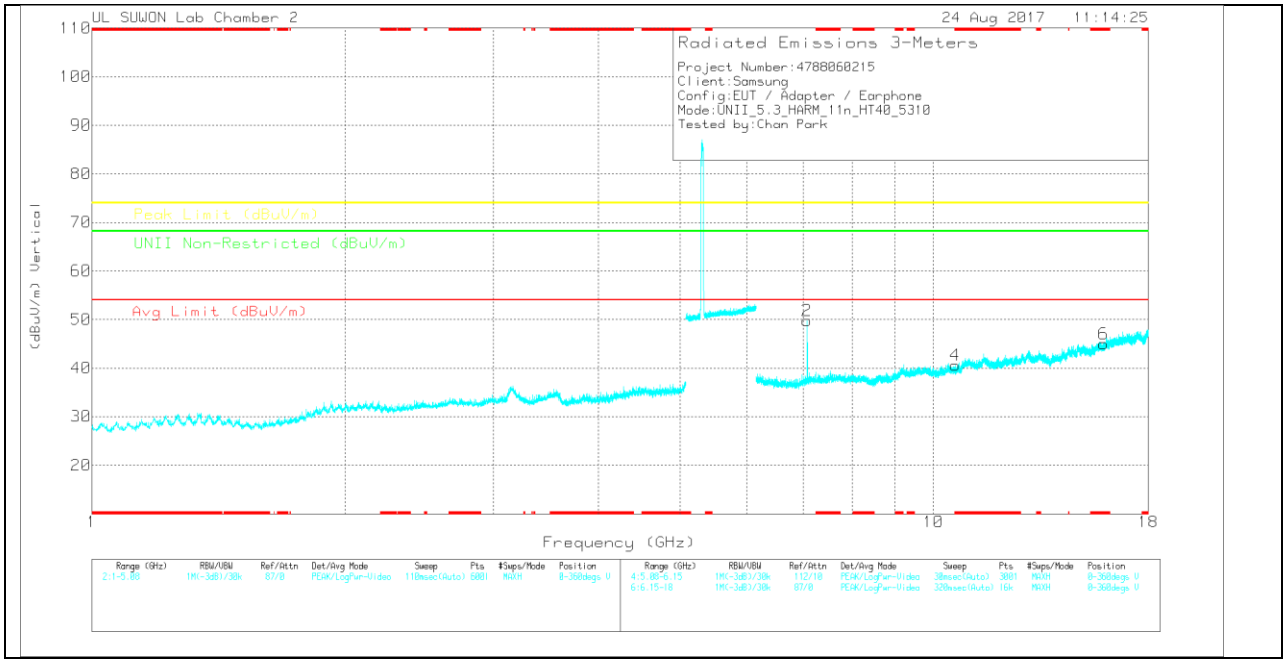

Note: Emission was scanned up to 40GHz; No emissions were detected above the noise floor which was at least 20dB below the specification limit.

UL Korea, Ltd. Confidential
This report shall not be reproduced except in full, without the written approval of UL Korea, Ltd.

HIGH CHANNEL DATA

Trace Markers

Marker	Frequency (GHz)	Meter Reading (dBuV)	Det	170531_3117[00168724]	6GHz_HP[dB]	DC Corr (dB)	Corrected Reading (dBuV/m)	Avg Limit (dBuV/m)	Margin (dB)	Peak Limit (dBuV/m)	Margin (dB)	UNII Non-Restricted (dBuV/m)	Margin (dB)	Azimuth (Degs)	Height (cm)	Polarity
1	7.08	37.5	Avg	35.7	-20.7	0	52.5	-	-	-	-	68.2	-15.7	0-360	250	H
3	* 10.617	19.01	Avg	37.6	-16.7	0	39.91	-	-	74	-34.09	-	-	0-360	250	H
5	* 15.933	18.79	Avg	40.4	-14.7	0	44.49	-	-	74	-29.51	-	-	0-360	150	H
2	7.079	34.81	Avg	35.7	-20.7	0	49.81	-	-	-	-	68.2	-18.39	0-360	250	V
4	* 10.618	19.63	Avg	37.6	-16.7	0	40.53	-	-	74	-33.47	-	-	0-360	250	V
6	* 15.928	19.27	Avg	40.4	-14.7	0	44.97	-	-	74	-29.03	-	-	0-360	150	V

* - indicates frequency in CFR15.205/IC7.2.2 Restricted Band

Avg - Video bandwidth < Resolution bandwidth

Radiated Emissions

Frequency (GHz)	Meter Reading (dBuV)	Det	170531_3117[00168724]	6GHz_HP[dB]	DC Corr (dB)	Corrected Reading (dBuV/m)	Avg Limit (dBuV/m)	Margin (dB)	Peak Limit (dBuV/m)	Margin (dB)	UNII Non-Restricted (dBuV/m)	Margin (dB)	Azimuth (Degs)	Height (cm)	Polarity
7.08	41.36	PK-U	35.7	-20.7	0	56.36	-	-	-	-	68.2	-11.84	0	318	H
7.08	40.41	PK-U	35.7	-20.7	0	55.41	-	-	-	-	68.2	-12.79	173	100	V

* - indicates frequency in CFR15.205/IC7.2.2 Restricted Band

PK-U - U-NII: Maximum Peak

UL Korea, Ltd. Confidential
This report shall not be reproduced except in full, without the written approval of UL Korea, Ltd.

10.2.4. TX ABOVE 1GHz 802.11ac VHT80 MODE IN THE 5.3GHz BAND RESTRICTED BANDEDGE (HIGH CHANNEL)

HORIZONTAL PEAK AND AVERAGE PLOT

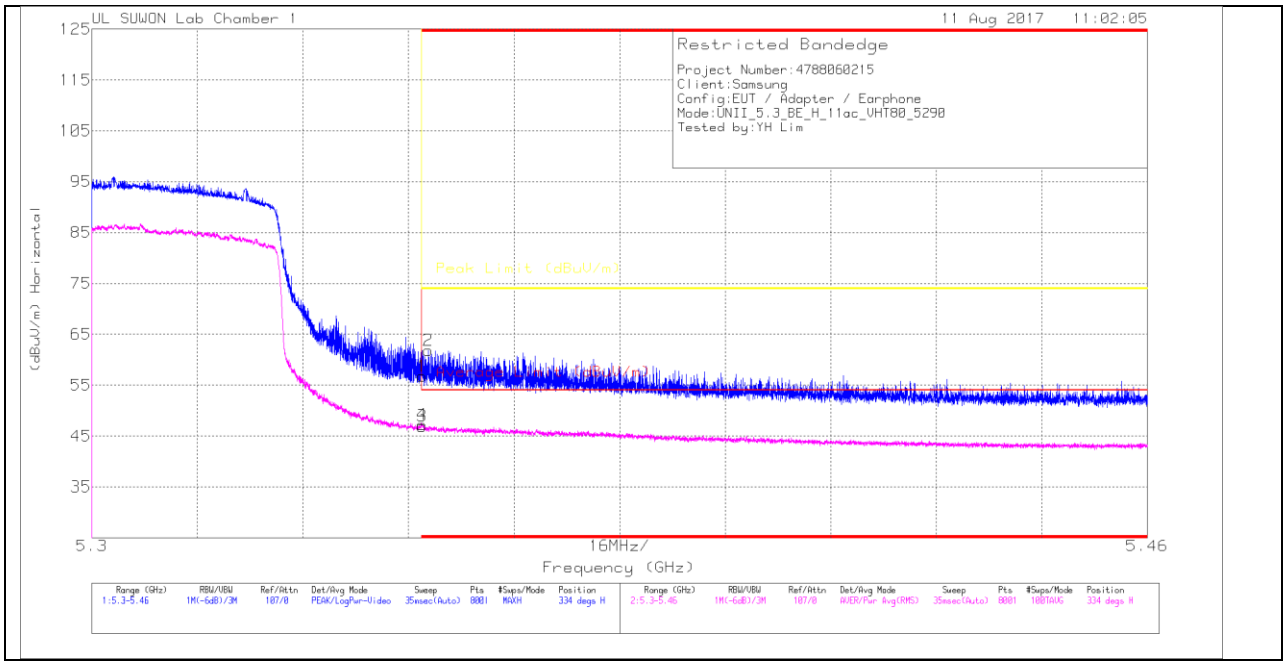

HORIZONTAL DATA

Trace Markers

Marker	Frequency (GHz)	Meter Reading (dBuV)	Det	20170531_3117_00168717	10dB_ATT(dB)_170809	DC Corr (dB)	Corrected Reading (dBuV/m)	Average Limit (dBuV/m)	Margin (dB)	Peak Limit (dBuV/m)	PK Margin (dB)	Azimuth (Degs)	Height (cm)	Polarity
1	* 5.35	44.22	Pk	34.2	-21.7	0	56.72	-	-	74	-17.28	334	117	H
2	* 5.351	49.32	Pk	34.2	-21.7	0	61.82	-	-	74	-12.18	334	117	H
3	* 5.35	33.39	RMS	34.2	-21.7	1.04	46.93	54	-7.07	-	-	334	117	H
4	* 5.35	33.7	RMS	34.2	-21.7	1.04	47.24	54	-6.76	-	-	334	117	H

* - indicates frequency in CFR15.205/IC7.2.2 Restricted Band

Pk - Peak detector

RMS - RMS detection

UL Korea, Ltd. Confidential
This report shall not be reproduced except in full, without the written approval of UL Korea, Ltd.

VERTICAL PEAK AND AVERAGE PLOT

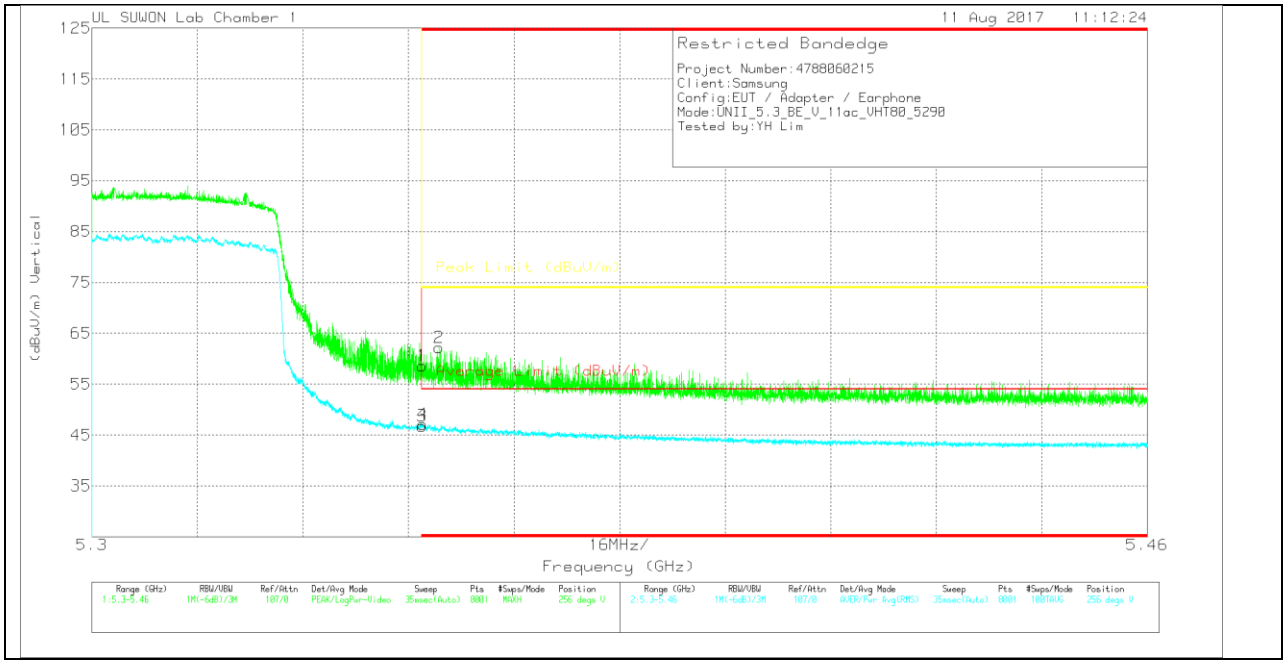

VERTICAL DATA

Trace Markers

Marker	Frequency (GHz)	Meter Reading (dBuV)	Det	20170531_3117_00168717	10dB_ATT(dB)_170809	DC Corr (dB)	Corrected Reading (dBuV/m)	Average Limit (dBuV/m)	Margin (dB)	Peak Limit (dBuV/m)	PK Margin (dB)	Azimuth (Degs)	Height (cm)	Polarity
1	* 5.35	46.07	Pk	34.2	-21.7	0	58.57	-	-	74	-15.43	256	107	V
2	* 5.353	49.75	Pk	34.2	-21.7	0	62.25	-	-	74	-11.75	256	107	V
3	* 5.35	33.26	RMS	34.2	-21.7	1.04	46.8	54	-7.2	-	-	256	107	V
4	* 5.35	33.58	RMS	34.2	-21.7	1.04	47.12	54	-6.88	-	-	256	107	V

* - indicates frequency in CFR15.205/IC7.2.2 Restricted Band

Pk - Peak detector

RMS - RMS detection

UL Korea, Ltd. Confidential
This report shall not be reproduced except in full, without the written approval of UL Korea, Ltd.

HARMONICS AND SPURIOUS EMISSIONS

MID CHANNEL HORIZONTAL

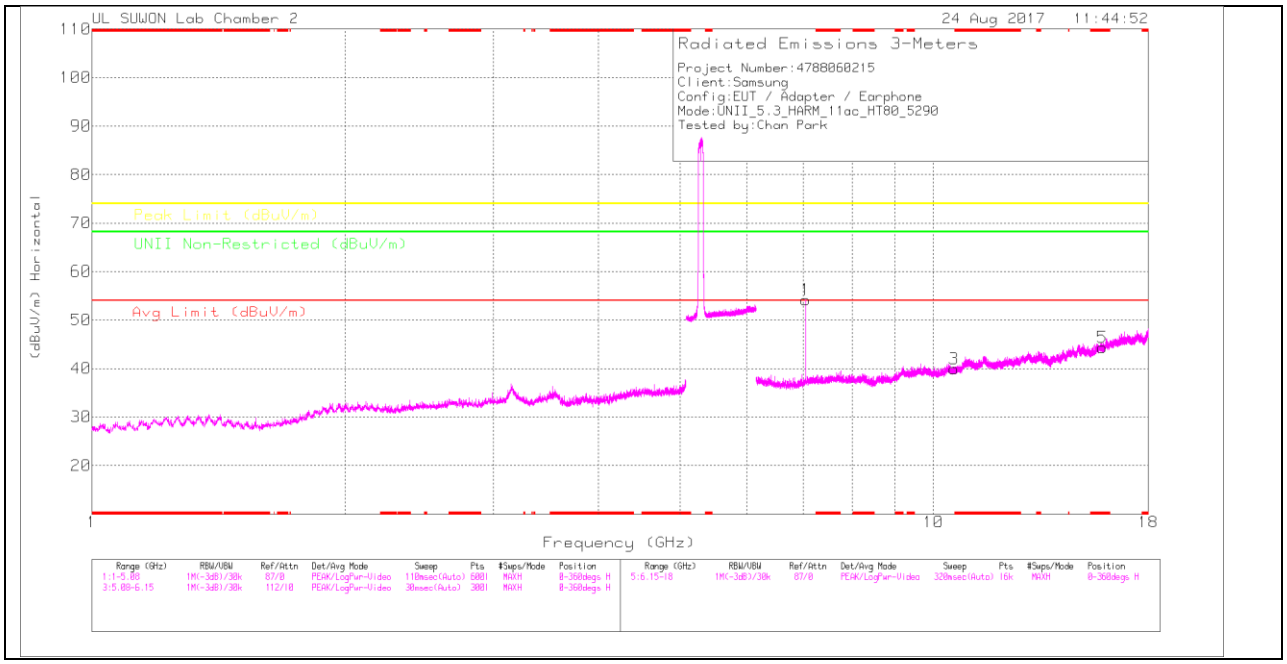

MID CHANNEL VERTICAL

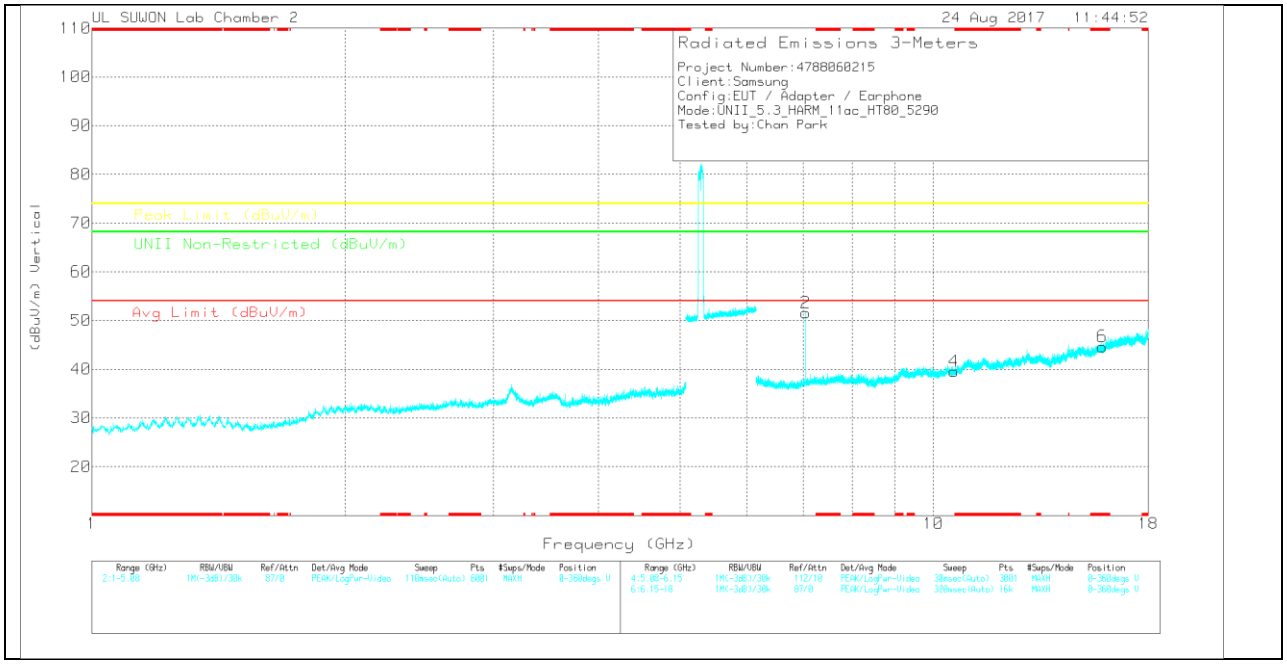

Note: Emission was scanned up to 40GHz; No emissions were detected above the noise floor which was at least 20dB below the specification limit.

UL Korea, Ltd. Confidential
This report shall not be reproduced except in full, without the written approval of UL Korea, Ltd.

MID CHANNEL DATA

Trace Markers

Marker	Frequency (GHz)	Meter Reading (dBuV)	Det	170531_3117[00168724]	6GHz_HP[dB]	DC Corr (dB)	Corrected Reading (dBuV/m)	Avg Limit (dBuV/m)	Margin (dB)	Peak Limit (dBuV/m)	Margin (dB)	UNII Non-Restricted (dBuV/m)	Margin (dB)	Azimuth (Degs)	Height (cm)	Polarity
1	7.053	38.82	PK	35.6	-20.3	0	54.12	-	-	-	-	68.2	-14.08	0-360	150	H
3	10.582	18.82	PK	37.6	-16.5	0	39.92	-	-	-	-	68.2	-28.28	0-360	250	H
5	* 15.872	18.86	PK	40.2	-14.7	0	44.36	-	-	74	-29.64	-	-	0-360	250	H
2	7.053	36.31	PK	35.6	-20.3	0	51.61	-	-	-	-	68.2	-16.59	0-360	150	V
4	10.581	18.51	PK	37.6	-16.5	0	39.61	-	-	-	-	68.2	-28.59	0-360	150	V
6	* 15.872	19.16	PK	40.2	-14.7	0	44.66	-	-	74	-29.34	-	-	0-360	250	V

* - indicates frequency in CFR15.205/IC7.2.2 Restricted Band

PK – Peak Detector

Radiated Emissions

Frequency (GHz)	Meter Reading (dBuV)	Det	170531_3117[00168724]	6GHz_HP[dB]	DC Corr (dB)	Corrected Reading (dBuV/m)	Avg Limit (dBuV/m)	Margin (dB)	Peak Limit (dBuV/m)	Margin (dB)	UNII Non-Restricted (dBuV/m)	Margin (dB)	Azimuth (Degs)	Height (cm)	Polarity
7.053	42.55	PK-U	35.6	-20.3	0	57.85	-	-	-	-	68.2	-10.35	350	381	H
7.053	39.98	PK-U	35.6	-20.3	0	55.28	-	-	-	-	68.2	-12.92	177	121	V

* - indicates frequency in CFR15.205/IC7.2.2 Restricted Band

PK-U - U-NII: Maximum Peak

UL Korea, Ltd. Confidential
This report shall not be reproduced except in full, without the written approval of UL Korea, Ltd.

10.3. 5.5-5.6 GHz

10.3.1. TX ABOVE 1 GHz 802.11a MODE IN THE 5.5 GHz BAND

RESTRICTED BANDEDGE (LOW CHANNEL)

HORIZONTAL PEAK AND AVERAGE PLOT

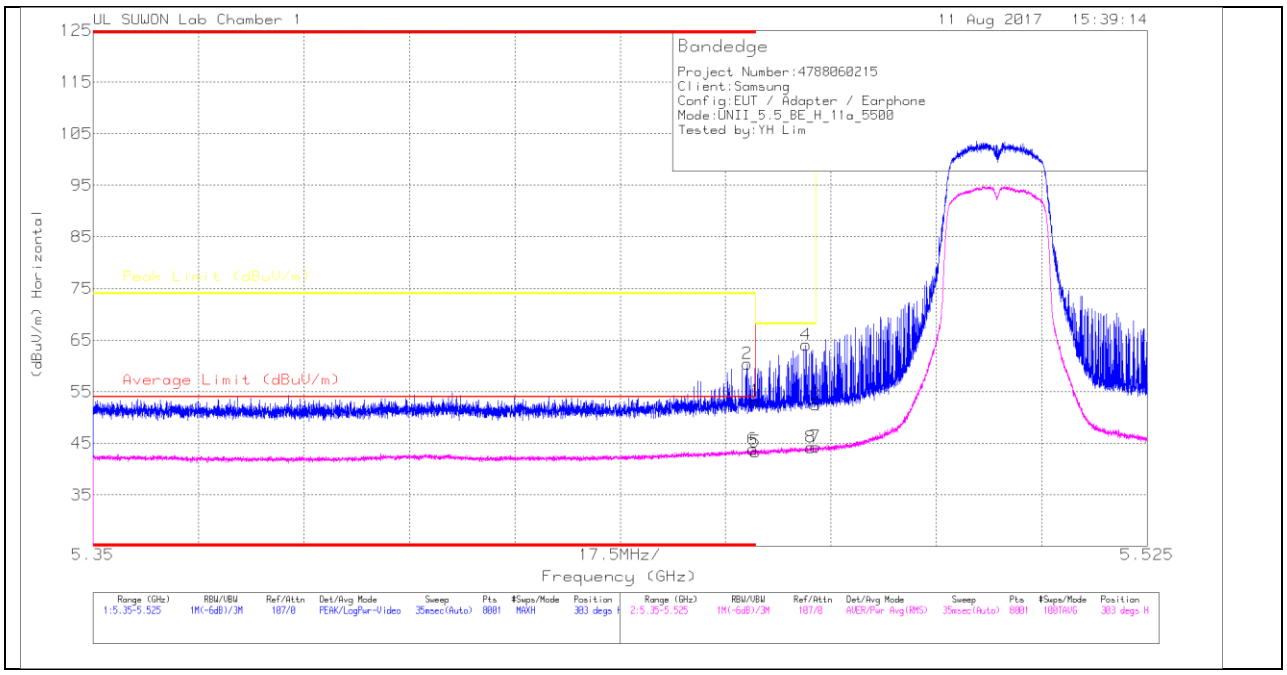

HORIZONTAL DATA

Trace Markers

Marker	Frequency (GHz)	Meter Reading (dBuV)	Det	20170531_3117_00168717	10dB_ATT(dB)_170809	DC Corr (dB)	Corrected Reading (dBuV/m)	Average Limit (dBuV/m)	Margin (dB)	Peak Limit (dBuV/m)	PK Margin (dB)	Azimuth (Degs)	Height (cm)	Polarity
1	* 5.46	40.41	Pk	34.3	-21.5	0	53.21	-	-	74	-20.79	303	108	H
2	* 5.459	47.71	Pk	34.3	-21.6	0	60.41	-	-	74	-13.59	303	108	H
3	5.47	39.71	Pk	34.3	-21.5	0	52.51	-	-	68.2	-15.69	303	108	H
4	5.468	51.36	Pk	34.3	-21.6	0	64.06	-	-	68.2	-4.14	303	108	H
5	* 5.46	30.28	RMS	34.3	-21.5	.27	43.35	54	-10.65	-	-	303	108	H
6	* 5.46	30.79	RMS	34.3	-21.5	.27	43.86	54	-10.14	-	-	303	108	H

* - indicates frequency in CFR15.205/IC7.2.2 Restricted Band

Pk - Peak detector

RMS - RMS detection

UL Korea, Ltd. Confidential
This report shall not be reproduced except in full, without the written approval of UL Korea, Ltd.

VERTICAL PEAK AND AVERAGE PLOT

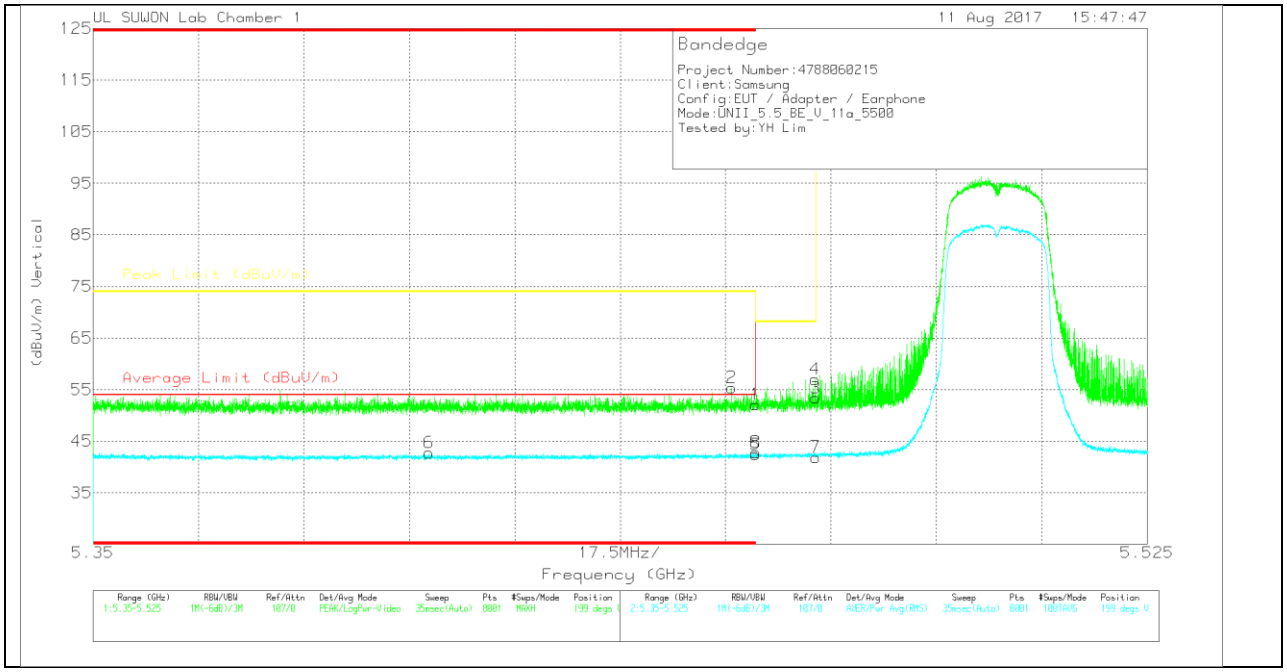

VERTICAL DATA

Trace Markers

Marker	Frequency (GHz)	Meter Reading (dBuV)	Det	20170531_3117_00168717	10dB_ATT(dB)_170809	DC Corr (dB)	Corrected Reading (dBuV/m)	Average Limit (dBuV/m)	Margin (dB)	Peak Limit (dBuV/m)	PK Margin (dB)	Azimuth (Degs)	Height (cm)	Polarity
1	* 5.46	39.32	Pk	34.3	-21.5	0	52.12	-	-	74	-21.88	199	192	V
2	* 5.456	42.67	Pk	34.3	-21.6	0	55.37	-	-	74	-18.63	199	192	V
3	5.47	40.59	Pk	34.3	-21.5	0	53.39	-	-	68.2	-14.81	199	192	V
4	5.47	44.2	Pk	34.3	-21.5	0	57	-	-	68.2	-11.2	199	192	V
5	* 5.46	29.37	RMS	34.3	-21.5	.27	42.44	54	-11.56	-	-	199	192	V
6	* 5.406	29.99	RMS	34.2	-21.7	.27	42.76	54	-11.24	-	-	199	192	V

* - indicates frequency in CFR15.205/IC7.2.2 Restricted Band

Pk - Peak detector

RMS - RMS detection

UL Korea, Ltd. Confidential
This report shall not be reproduced except in full, without the written approval of UL Korea, Ltd.