AUTHORIZED BANDEDGE (HIGH CHANNEL)

HORIZONTAL PEAK AND AVERAGE PLOT

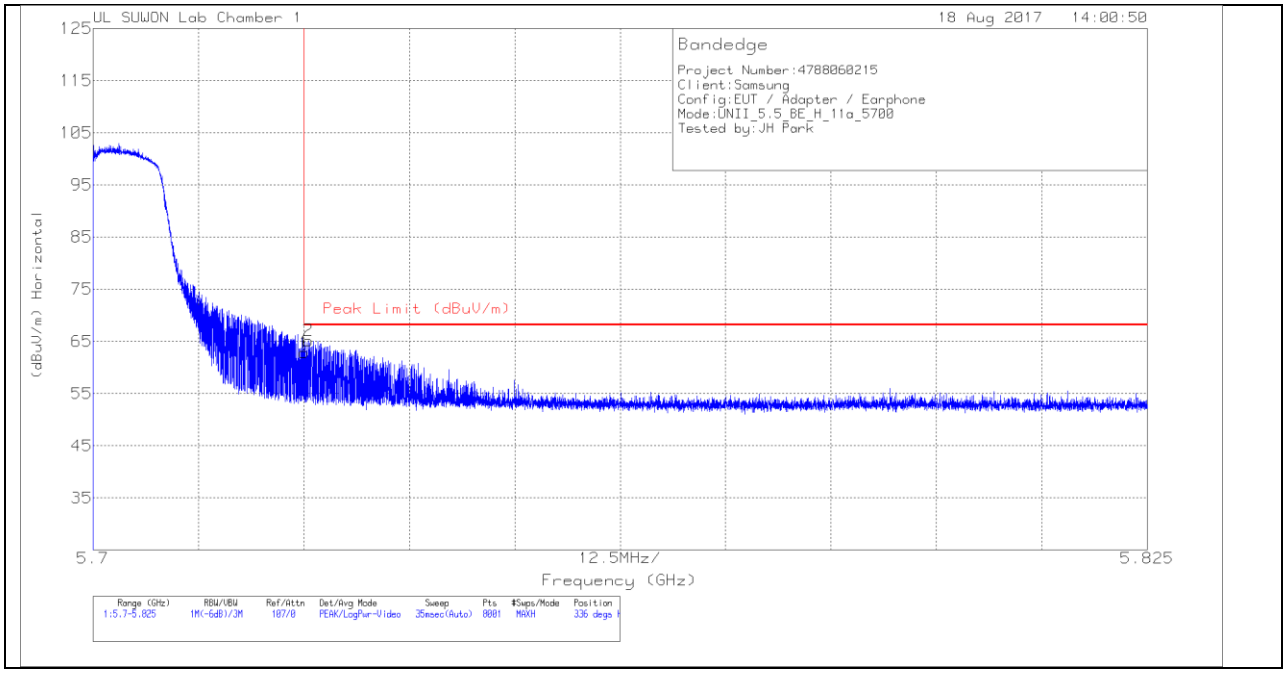

HORIZONTAL DATA

Trace Markers

Marker	Frequency (GHz)	Meter Reading (dBuV)	Det	20170531_3117_00168717	10dB_ATT(dB)_170809	DC Corr (dB)	Corrected Reading (dBuV/m)	Peak Limit (dBuV/m)	PK Margin (dB)	Azimuth (Degs)	Height (cm)	Polarity
1	5.725	49.63	Pk	34.4	-21.2	0	62.83	68.2	-5.37	336	116	H
2	5.726	51.97	Pk	34.4	-21.2	0	65.17	68.2	-3.03	336	116	H

Pk - Peak detector

UL Korea, Ltd. Confidential
This report shall not be reproduced except in full, without the written approval of UL Korea, Ltd.

VERTICAL PEAK AND AVERAGE PLOT

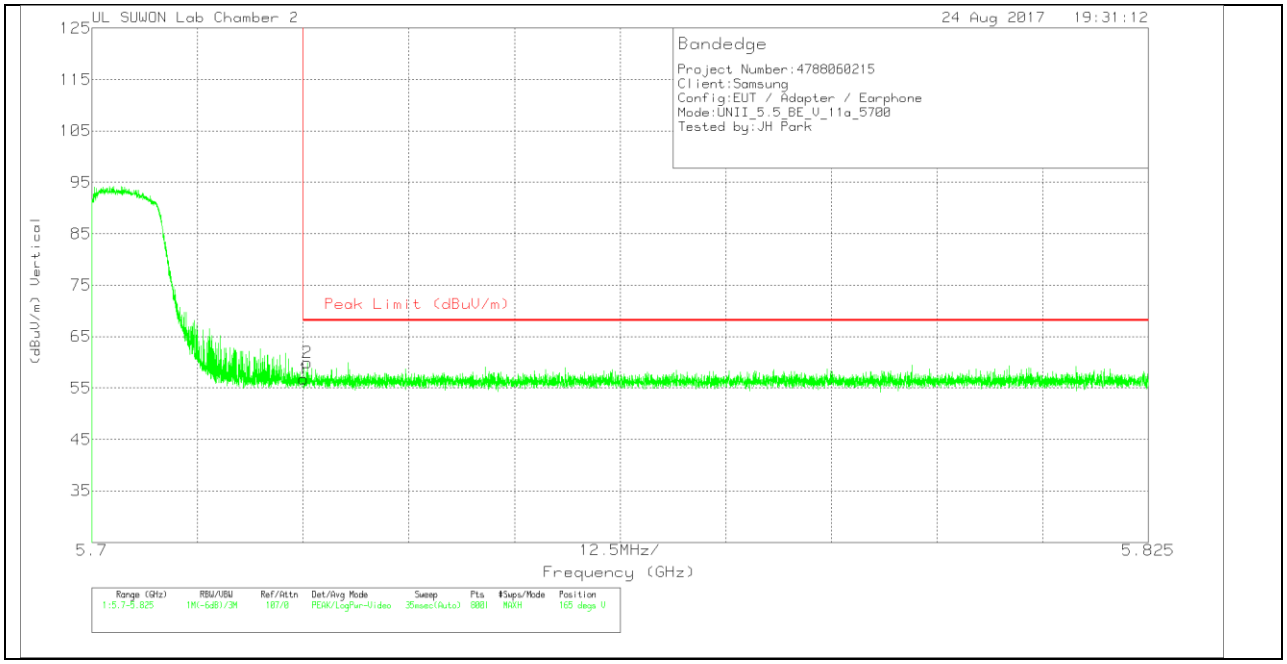

VERTICAL DATA

Trace Markers

Marker	Frequency (GHz)	Meter Reading (dBuV)	Det	170531_3117[00168724]	10dB[dB]	DC Corr (dB)	Corrected Reading (dBuV/m)	Peak Limit (dBuV/m)	PK Margin (dB)	Azimuth (Degs)	Height (cm)	Polarity
1	5.725	36.82	Pk	34.4	-14.5	0	56.72	68.2	-11.48	165	238	V
2	5.726	40.03	Pk	34.4	-14.5	0	59.93	68.2	-8.27	165	238	V

Pk - Peak detector

UL Korea, Ltd. Suwon Laboratory FORM ID: FCC_15E
218 Maeyeong-ro, Yeongtong-gu, Suwon-si, Gyeonggi-do, 16675 Korea TEL: (031) 337-9902,FAX: (031) 213-5433
UL Korea, Ltd. Confidential
This report shall not be reproduced except in full, without the written approval of UL Korea, Ltd.

HARMONICS AND SPURIOUS EMISSIONS

LOW CHANNEL HORIZONTAL

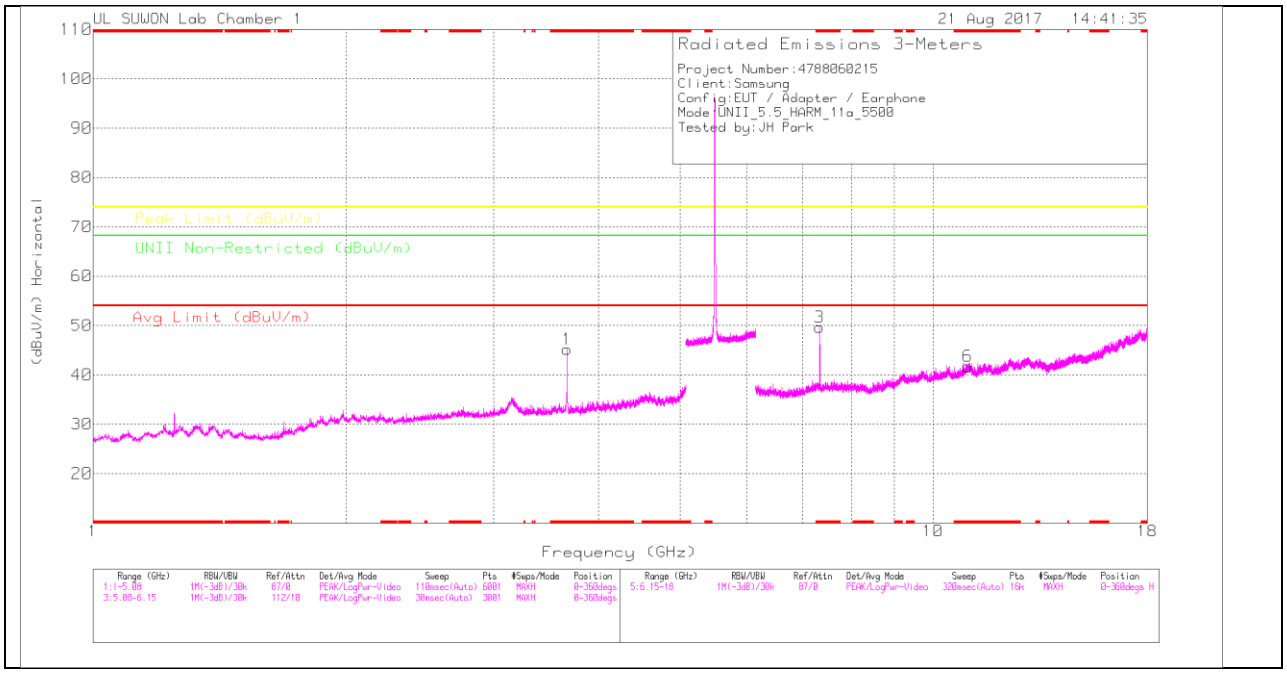

LOW CHANNEL VERTICAL

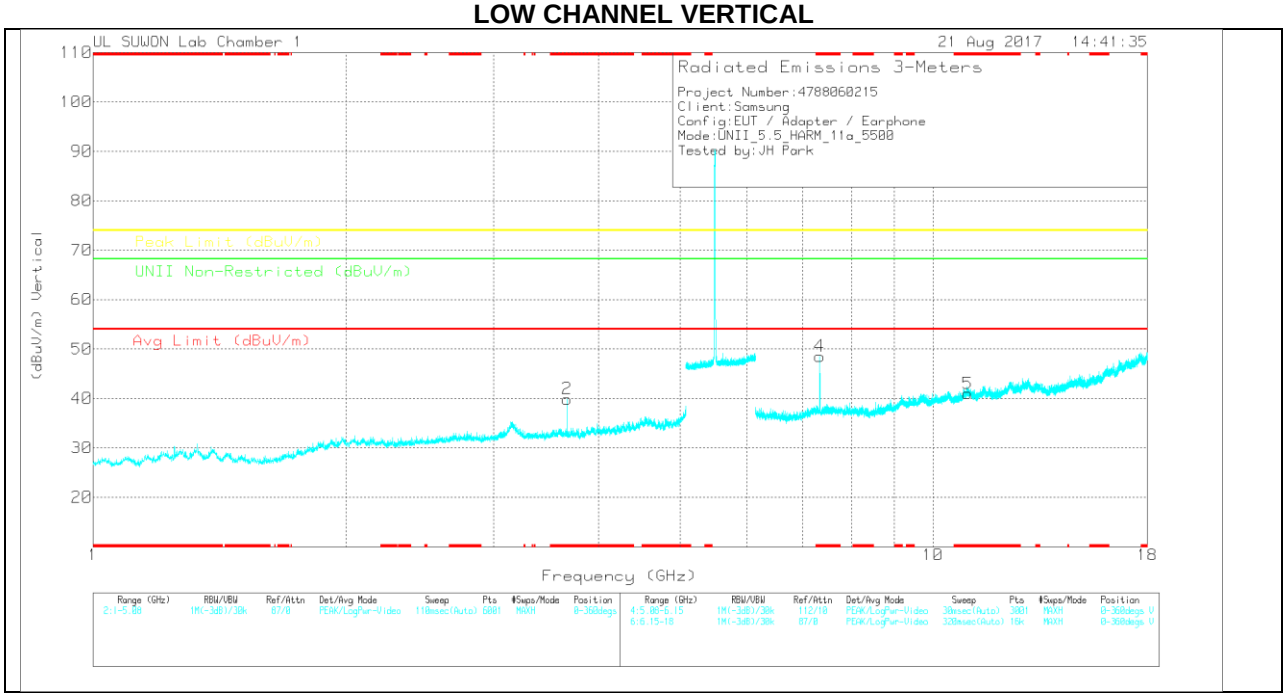

Note: Emission was scanned up to 40GHz; No emissions were detected above the noise floor which was at least 20dB below the specification limit.

UL Korea, Ltd. Confidential
This report shall not be reproduced except in full, without the written approval of UL Korea, Ltd.

LOW CHANNEL DATA

Trace Markers

Marker	Frequency (GHz)	Meter Reading (dBuV)	Det	20170531_3117_00168717	5GHz_LP(dB)_170809	DC Corr (dB)	Corrected Reading (dBuV/m)	Avg Limit (dBuV/m)	Margin (dB)	Peak Limit (dBuV/m)	Margin (dB)	UNII Non-Restricted (dBuV/m)	Margin (dB)	Azimuth (Degs)	Height (cm)	Polarity
1	* 3.667	44.7	PK	32.7	-32.2	0	45.2	-	-	74	-28.8	-	-	0-360	150	H
2	* 3.667	39.41	PK	32.7	-32.2	0	39.91	-	-	74	-34.09	-	-	0-360	250	V
3	* 7.333	41.16	PK	35.9	-27.4	0	49.66	-	-	74	-24.34	-	-	0-360	250	H
6	* 11.004	25.72	PK	38	-22	0	41.72	-	-	74	-32.28	-	-	0-360	150	H
4	* 7.333	40.03	PK	35.9	-27.4	0	48.53	-	-	74	-25.47	-	-	0-360	150	V
5	* 11.002	24.99	PK	38	-22	0	40.99	-	-	74	-33.01	-	-	0-360	150	V

* - indicates frequency in CFR15.205/IC7.2.2 Restricted Band

PK – Peak Detector

Radiated Emissions

Frequency (GHz)	Meter Reading (dBuV)	Det	20170531_3117_00168717	5GHz_LP(dB)_170809	DC Corr (dB)	Corrected Reading (dBuV/m)	Avg Limit (dBuV/m)	Margin (dB)	Peak Limit (dBuV/m)	Margin (dB)	UNII Non-Restricted (dBuV/m)	Margin (dB)	Azimuth (Degs)	Height (cm)	Polarity
* 3.667	50.23	PK-U	32.7	-32.2	0	50.73	-	-	74	-23.27	-	-	360	113	H
* 3.667	44.56	ADR	32.7	-32.2	0	45.06	54	-8.94	-	-	-	-	360	113	H
* 3.667	46.98	PK-U	32.7	-32.2	0	47.48	-	-	74	-26.52	-	-	64	139	V
* 3.667	38.75	ADR	32.7	-32.2	0	39.25	54	-14.75	-	-	-	-	64	139	V
* 7.333	39.05	ADR	35.9	-27.4	0	47.55	54	-6.45	-	-	-	-	208	137	V
* 7.333	40.12	ADR	35.9	-27.4	0	48.62	54	-5.38	-	-	-	-	357	119	H
* 7.333	44.8	PK-U	35.9	-27.4	0	53.3	-	-	74	-20.7	-	-	208	137	V
* 7.333	45.48	PK-U	35.9	-27.4	0	53.98	-	-	74	-20.02	-	-	357	119	H

* - indicates frequency in CFR15.205/IC7.2.2 Restricted Band

PK-U - U-NII: Maximum Peak

ADR - U-NII AD primary method, RMS average

UL Korea, Ltd. Confidential
This report shall not be reproduced except in full, without the written approval of UL Korea, Ltd.

MID CHANNEL HORIZONTAL

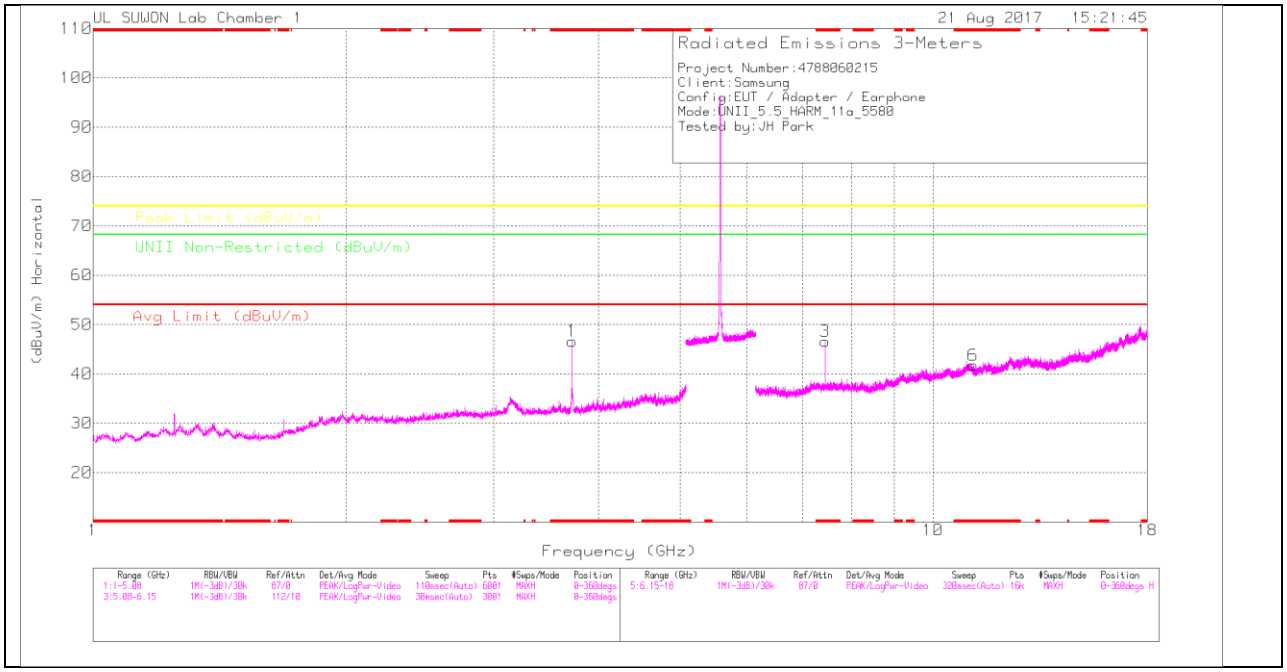

MID CHANNEL VERTICAL

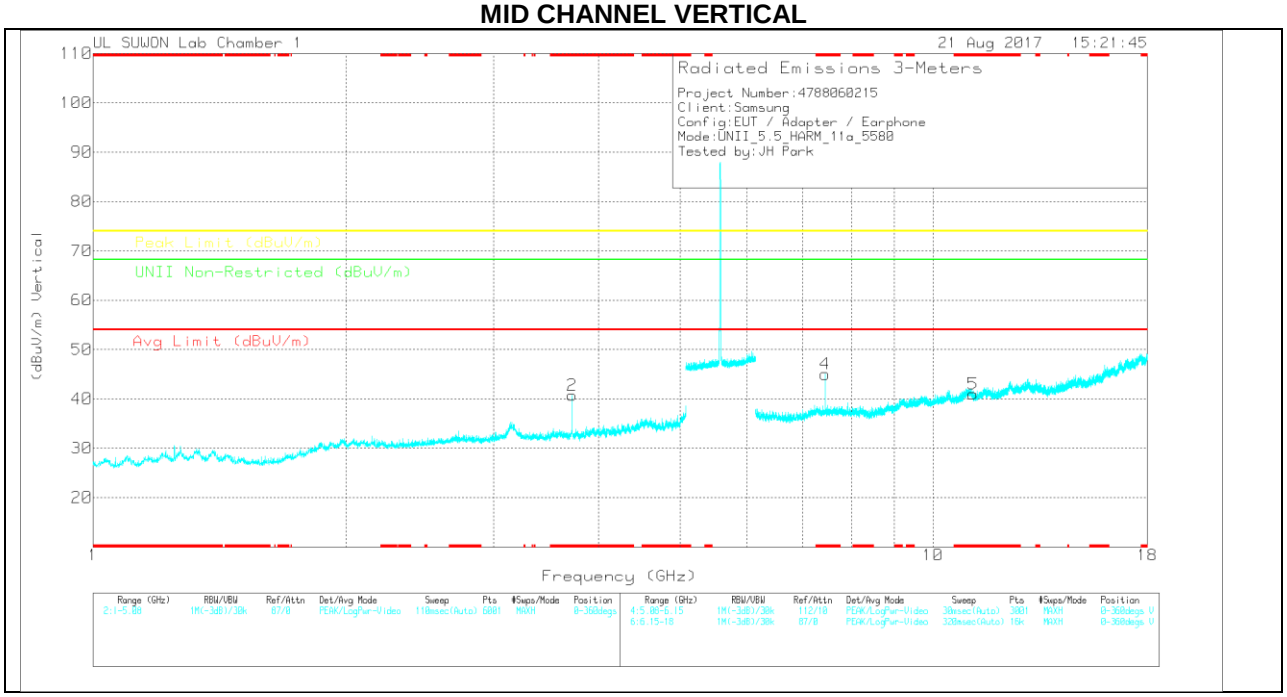

Note: Emission was scanned up to 40GHz; No emissions were detected above the noise floor which was at least 20dB below the specification limit.

UL Korea, Ltd. Confidential
This report shall not be reproduced except in full, without the written approval of UL Korea, Ltd.

MID CHANNEL DATA

Trace Markers

Marker	Frequency (GHz)	Meter Reading (dBuV)	Det	20170531_3117_00168717	5GHz_LP(dB)_170809	DC Corr (dB)	Corrected Reading (dBuV/m)	Avg Limit (dBuV/m)	Margin (dB)	Peak Limit (dBuV/m)	Margin (dB)	UNII Non-Restricted (dBuV/m)	Margin (dB)	Azimuth (Degs)	Height (cm)	Polarity
1	* 3.72	46.55	PK	32.7	-32.6	0	46.65	-	-	74	-27.35	-	-	0-360	150	H
2	* 3.72	40.64	PK	32.7	-32.6	0	40.74	-	-	74	-33.26	-	-	0-360	250	V
3	* 7.44	38.27	PK	35.9	-27.6	0	46.57	-	-	74	-27.43	-	-	0-360	250	H
6	* 11.164	26.55	PK	37.9	-22.7	0	41.75	-	-	74	-32.25	-	-	0-360	250	H
4	* 7.44	36.72	PK	35.9	-27.6	0	45.02	-	-	74	-28.98	-	-	0-360	150	V
5	* 11.161	25.78	PK	37.9	-22.7	0	40.98	-	-	74	-33.02	-	-	0-360	250	V

* - indicates frequency in CFR15.205/IC7.2.2 Restricted Band

PK – Peak Detector

Radiated Emissions

Frequency (GHz)	Meter Reading (dBuV)	Det	20170531_3117_00168717	5GHz_LP(dB)_170809	DC Corr (dB)	Corrected Reading (dBuV/m)	Avg Limit (dBuV/m)	Margin (dB)	Peak Limit (dBuV/m)	Margin (dB)	UNII Non-Restricted (dBuV/m)	Margin (dB)	Azimuth (Degs)	Height (cm)	Polarity
* 3.72	53.13	PK-U	32.7	-32.6	0	53.23	-	-	74	-20.77	-	-	7	101	H
* 3.72	47.56	ADR	32.7	-32.6	0	47.66	54	-6.34	-	-	-	-	7	101	H
* 3.72	47.58	PK-U	32.7	-32.6	0	47.68	-	-	74	-26.32	-	-	62	114	V
* 3.72	40.27	ADR	32.7	-32.6	0	40.37	54	-13.63	-	-	-	-	62	114	V
* 7.44	36.04	ADR	35.9	-27.6	0	44.34	54	-9.66	-	-	-	-	211	155	V
* 7.44	39.54	ADR	35.9	-27.6	0	47.84	54	-6.16	-	-	-	-	347	325	H
* 7.44	43.5	PK-U	35.9	-27.6	0	51.8	-	-	74	-22.2	-	-	211	155	V
* 7.44	45.55	PK-U	35.9	-27.6	0	53.85	-	-	74	-20.15	-	-	347	325	H

* - indicates frequency in CFR15.205/IC7.2.2 Restricted Band

PK-U - U-NII: Maximum Peak

ADR - U-NII AD primary method, RMS average

UL Korea, Ltd. Confidential
This report shall not be reproduced except in full, without the written approval of UL Korea, Ltd.

HIGH CHANNEL HORIZONTAL

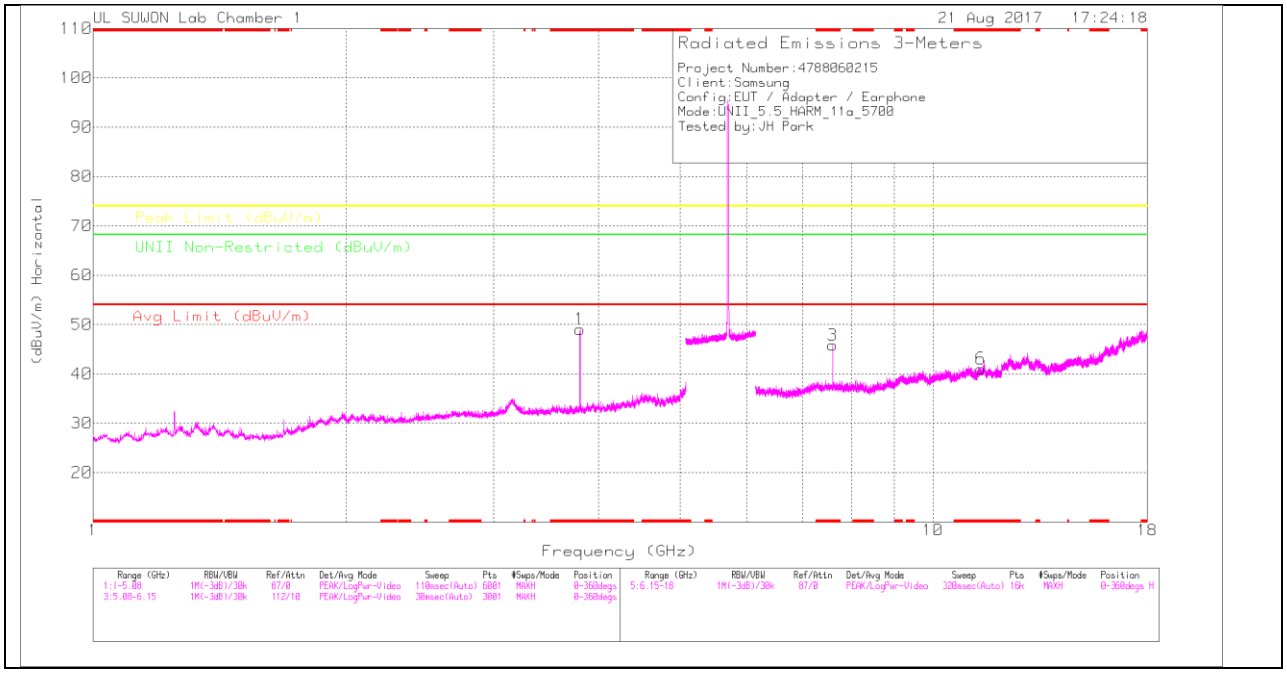

HIGH CHANNEL VERTICAL

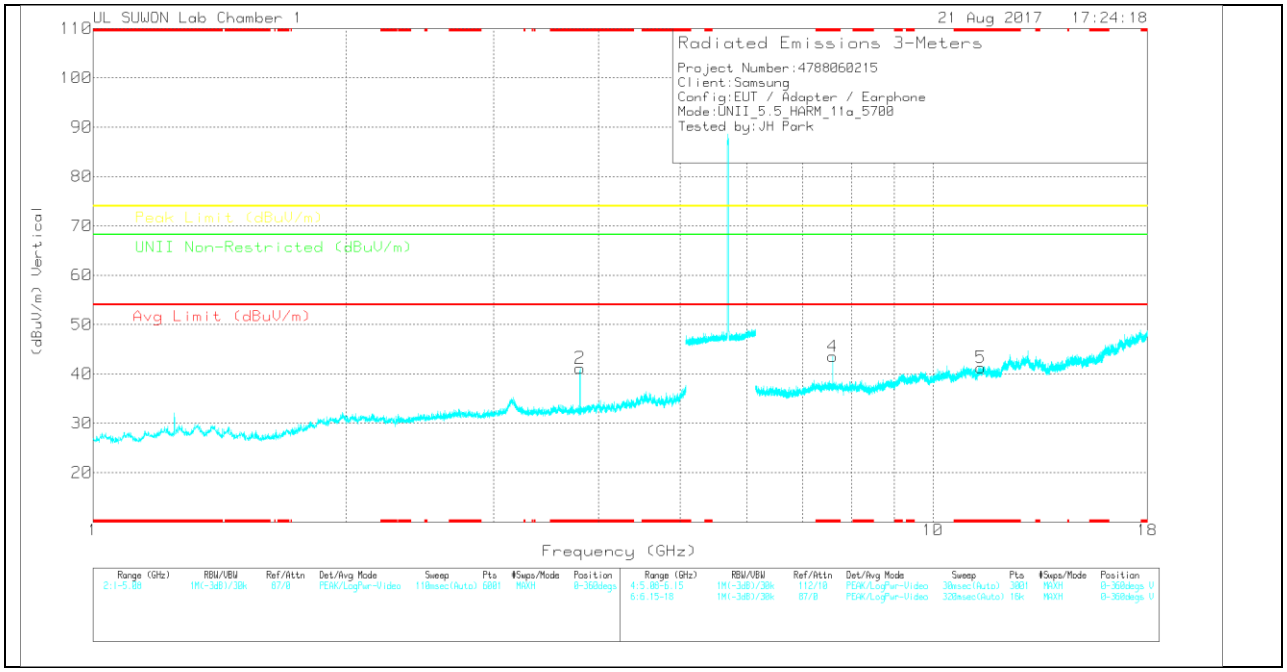

Note: Emission was scanned up to 40GHz; No emissions were detected above the noise floor which was at least 20dB below the specification limit.

UL Korea, Ltd. Confidential
This report shall not be reproduced except in full, without the written approval of UL Korea, Ltd.

HIGH CHANNEL DATA

Trace Markers

Marker	Frequency (GHz)	Meter Reading (dBuV)	Det	20170531_3117_00168717	5GHz_LP(dB)_170809	DC Corr (dB)	Corrected Reading (dBuV/m)	Avg Limit (dBuV/m)	Margin (dB)	Peak Limit (dBuV/m)	Margin (dB)	UNII Non-Restricted (dBuV/m)	Margin (dB)	Azimuth (Degs)	Height (cm)	Polarity
1	* 3.8	49.06	PK	33	-33	0	49.06	-	-	74	-24.94	-	-	0-360	150	H
2	* 3.8	41.16	PK	33	-33	0	41.16	-	-	74	-32.84	-	-	0-360	149	V
3	* 7.599	36.93	PK	35.8	-26.9	0	45.83	-	-	74	-28.17	-	-	0-360	250	H
6	* 11.401	25.63	PK	38.1	-22.7	0	41.03	-	-	74	-32.97	-	-	0-360	250	H
4	* 7.599	34.63	PK	35.8	-26.9	0	43.53	-	-	74	-30.47	-	-	0-360	150	V
5	* 11.404	25.88	PK	38.1	-22.7	0	41.28	-	-	74	-32.72	-	-	0-360	250	V

* - indicates frequency in CFR15.205/IC7.2.2 Restricted Band

PK – Peak Detector

Radiated Emissions

Frequency (GHz)	Meter Reading (dBuV)	Det	20170531_3117_00168717	5GHz_LP(dB)_170809	DC Corr (dB)	Corrected Reading (dBuV/m)	Avg Limit (dBuV/m)	Margin (dB)	Peak Limit (dBuV/m)	Margin (dB)	UNII Non-Restricted (dBuV/m)	Margin (dB)	Azimuth (Degs)	Height (cm)	Polarity
* 3.8	54.09	PK-U	33	-33	0	54.09	-	-	74	-19.91	-	-	3	352	H
* 3.8	50.74	ADR	33	-33	0	50.74	54	-3.26	-	-	-	-	3	352	H
* 3.8	51.23	PK-U	33	-33	0	51.23	-	-	74	-22.77	-	-	259	378	V
* 3.8	46.72	ADR	33	-33	0	46.72	54	-7.28	-	-	-	-	259	378	V
* 7.6	34.09	ADR	35.8	-26.9	0	42.99	54	-11.01	-	-	-	-	214	148	V
* 7.6	37.17	ADR	35.8	-26.9	0	46.07	54	-7.93	-	-	-	-	346	336	H
* 7.6	41.96	PK-U	35.8	-26.9	0	50.86	-	-	74	-23.14	-	-	214	148	V
* 7.6	43.48	PK-U	35.8	-26.9	0	52.38	-	-	74	-21.62	-	-	346	336	H

* - indicates frequency in CFR15.205/IC7.2.2 Restricted Band

PK-U - U-NII: Maximum Peak

ADR - U-NII AD primary method, RMS average

UL Korea, Ltd. Confidential
This report shall not be reproduced except in full, without the written approval of UL Korea, Ltd.

STRADDLE CHANNEL HORIZONTAL

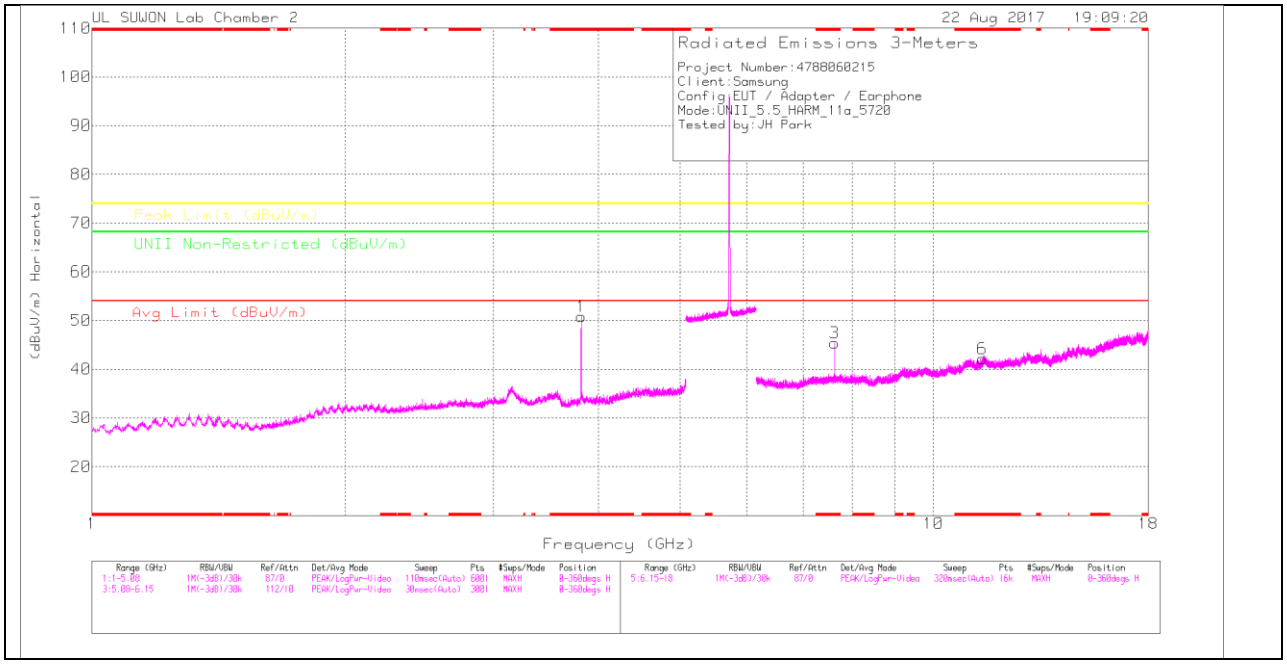

STRADDLE CHANNEL VERTICAL

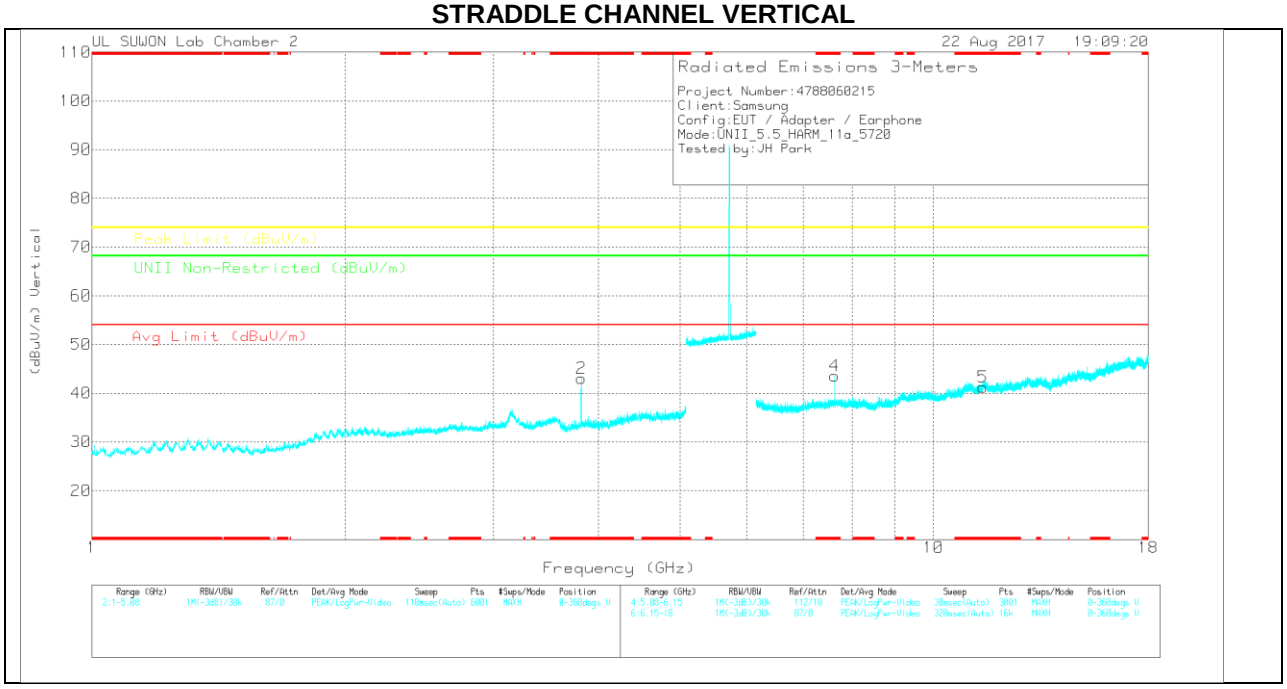

Note: Emission was scanned up to 40GHz; No emissions were detected above the noise floor which was at least 20dB below the specification limit.

UL Korea, Ltd. Confidential
This report shall not be reproduced except in full, without the written approval of UL Korea, Ltd.

STRADDLE CHANNEL DATA

Trace Markers

Marker	Frequency (GHz)	Meter Reading (dBuV)	Det	170531_3117[00168724]	5GHz_LP[dB]	DC Corr (dB)	Corrected Reading (dBuV/m)	Avg Limit (dBuV/m)	Margin (dB)	Peak Limit (dBuV/m)	Margin (dB)	UNII Non-Restricted (dBuV/m)	Margin (dB)	Azimuth (Degs)	Height (cm)	Polarity
1	* 3.813	43.1	PK	33	-25.3	0	50.8	-	-	74	-23.2	-	-	0-360	150	H
2	* 3.813	35.4	PK	33	-25.3	0	43.1	-	-	74	-30.9	-	-	0-360	250	V
3	* 7.626	29.87	PK	35.8	-20.3	0	45.37	-	-	74	-28.63	-	-	0-360	250	H
6	* 11.437	19.88	PK	38.1	-15.9	0	42.08	-	-	74	-31.92	-	-	0-360	150	H
4	* 7.626	28.03	PK	35.8	-20.3	0	43.53	-	-	74	-30.47	-	-	0-360	150	V
5	* 11.441	19.05	PK	38.1	-15.9	0	41.25	-	-	74	-32.75	-	-	0-360	250	V

* - indicates frequency in CFR15.205/IC7.2.2 Restricted Band

PK – Peak Detector

Radiated Emissions

Frequency (GHz)	Meter Reading (dBuV)	Det	170531_3117[00168724]	5GHz_LP[dB]	DC Corr (dB)	Corrected Reading (dBuV/m)	Avg Limit (dBuV/m)	Margin (dB)	Peak Limit (dBuV/m)	Margin (dB)	UNII Non-Restricted (dBuV/m)	Margin (dB)	Azimuth (Degs)	Height (cm)	Polarity
* 3.813	46.1	PK-U	33	-25.3	0	53.8	-	-	74	-20.2	-	-	0	162	H
* 3.813	41.19	ADR	33	-25.3	0	48.89	54	-5.11	-	-	-	-	0	162	H
* 3.813	40.94	PK-U	33	-25.3	0	48.64	-	-	74	-25.36	-	-	73	366	V
* 3.813	34.49	ADR	33	-25.3	0	42.19	54	-11.81	-	-	-	-	73	366	V
* 7.627	29.05	ADR	35.8	-20.3	0	44.55	54	-9.45	-	-	-	-	344	348	H
* 7.627	26.74	ADR	35.8	-20.3	0	42.24	54	-11.76	-	-	-	-	144	133	V
* 7.626	36.92	PK-U	35.8	-20.3	0	52.42	-	-	74	-21.58	-	-	344	348	H
* 7.627	36.12	PK-U	35.8	-20.3	0	51.62	-	-	74	-22.38	-	-	144	133	V

* - indicates frequency in CFR15.205/IC7.2.2 Restricted Band

PK-U - U-NII: Maximum Peak

ADR - U-NII AD primary method, RMS average

UL Korea, Ltd. Confidential
This report shall not be reproduced except in full, without the written approval of UL Korea, Ltd.

10.3.2. TX ABOVE 1GHz 802.11n HT20 MODE IN THE 5.5GHz BAND RESTRICTED BANDEDGE (LOW CHANNEL)

HORIZONTAL PEAK AND AVERAGE PLOT

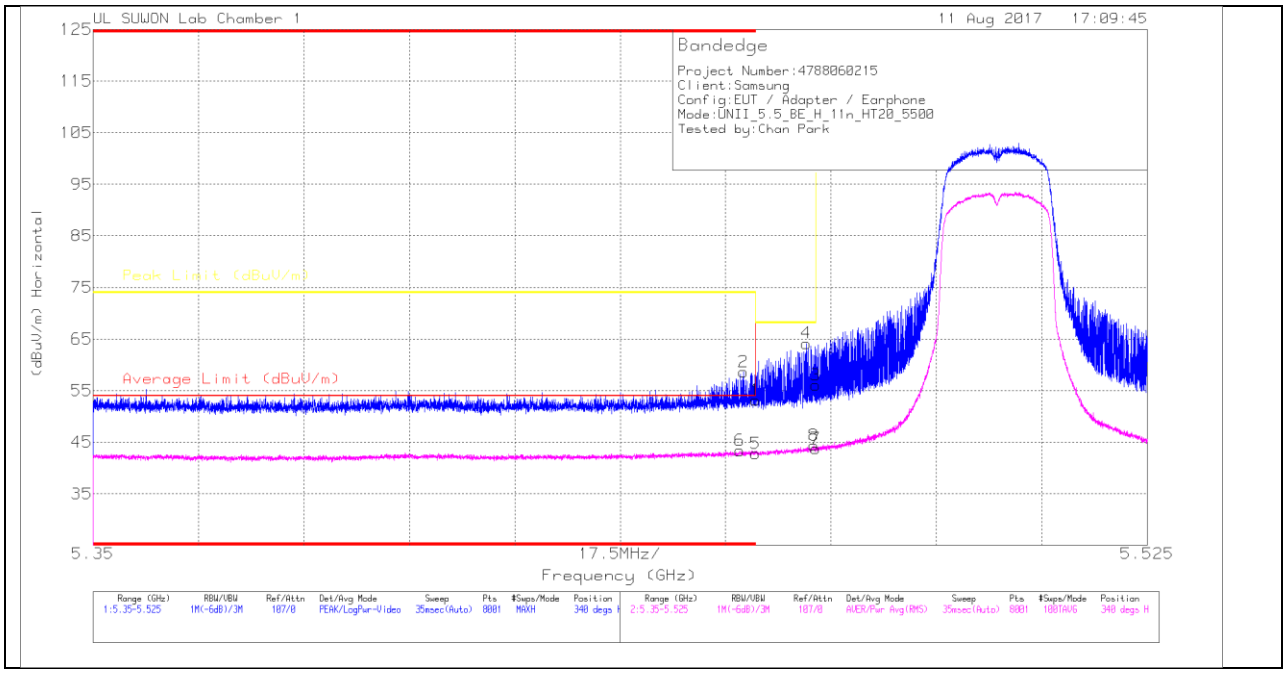

HORIZONTAL DATA

Trace Markers

Marker	Frequency (GHz)	Meter Reading (dBuV)	Det	20170531_3117_00168717	10dB_ATT(dB)_170809	DC Corr (dB)	Corrected Reading (dBuV/m)	Average Limit (dBuV/m)	Margin (dB)	Peak Limit (dBuV/m)	PK Margin (dB)	Azimuth (Degs)	Height (cm)	Polarity
1	* 5.46	40.35	Pk	34.3	-21.5	0	53.15	-	-	74	-20.85	340	100	H
2	* 5.458	45.93	Pk	34.3	-21.6	0	58.63	-	-	74	-15.37	340	100	H
3	5.47	43.28	Pk	34.3	-21.5	0	56.08	-	-	68.2	-12.12	340	100	H
4	5.468	51.48	Pk	34.3	-21.6	0	64.18	-	-	68.2	-4.02	340	100	H
5	* 5.46	29.72	RMS	34.3	-21.5	.3	42.82	54	-11.18	-	-	340	100	H
6	* 5.457	30.37	RMS	34.3	-21.6	.3	43.37	54	-10.63	-	-	340	100	H

* - indicates frequency in CFR15.205/IC7.2.2 Restricted Band

Pk - Peak detector

RMS - RMS detection

UL Korea, Ltd. Confidential
This report shall not be reproduced except in full, without the written approval of UL Korea, Ltd.

VERTICAL PEAK AND AVERAGE PLOT

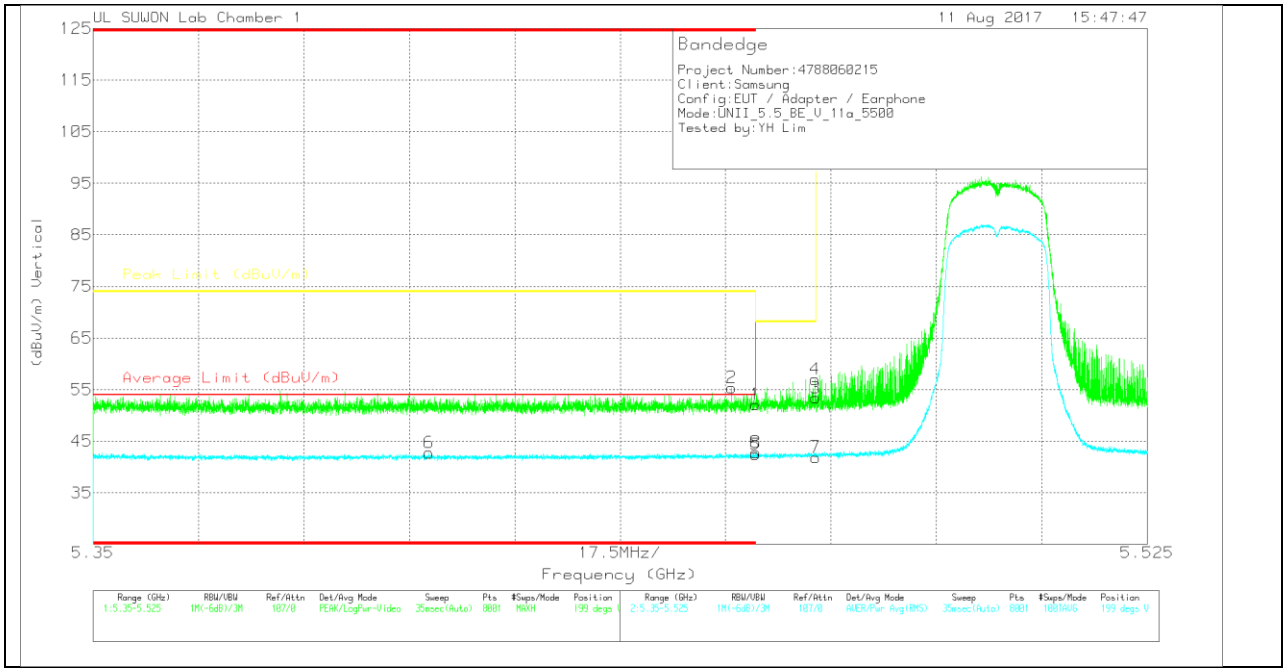

VERTICAL DATA

Trace Markers

Marker	Frequency (GHz)	Meter Reading (dBuV)	Det	20170531_3117_00168717	10dB_ATT(dB)_170809	DC Corr (dB)	Corrected Reading (dBuV/m)	Average Limit (dBuV/m)	Margin (dB)	Peak Limit (dBuV/m)	PK Margin (dB)	Azimuth (Degs)	Height (cm)	Polarity
1	* 5.46	39.32	Pk	34.3	-21.5	0	52.12	-	-	74	-21.88	199	192	V
2	* 5.456	42.67	Pk	34.3	-21.6	0	55.37	-	-	74	-18.63	199	192	V
3	5.47	40.59	Pk	34.3	-21.5	0	53.39	-	-	68.2	-14.81	199	192	V
4	5.47	44.2	Pk	34.3	-21.5	0	57	-	-	68.2	-11.2	199	192	V
5	* 5.46	29.37	RMS	34.3	-21.5	.27	42.44	54	-11.56	-	-	199	192	V
6	* 5.406	29.99	RMS	34.2	-21.7	.27	42.76	54	-11.24	-	-	199	192	V

* - indicates frequency in CFR15.205/IC7.2.2 Restricted Band

Pk - Peak detector

RMS - RMS detection

UL Korea, Ltd. Confidential
This report shall not be reproduced except in full, without the written approval of UL Korea, Ltd.

AUTHORIZED BANDEDGE (HIGH CHANNEL)

HORIZONTAL PEAK AND AVERAGE PLOT

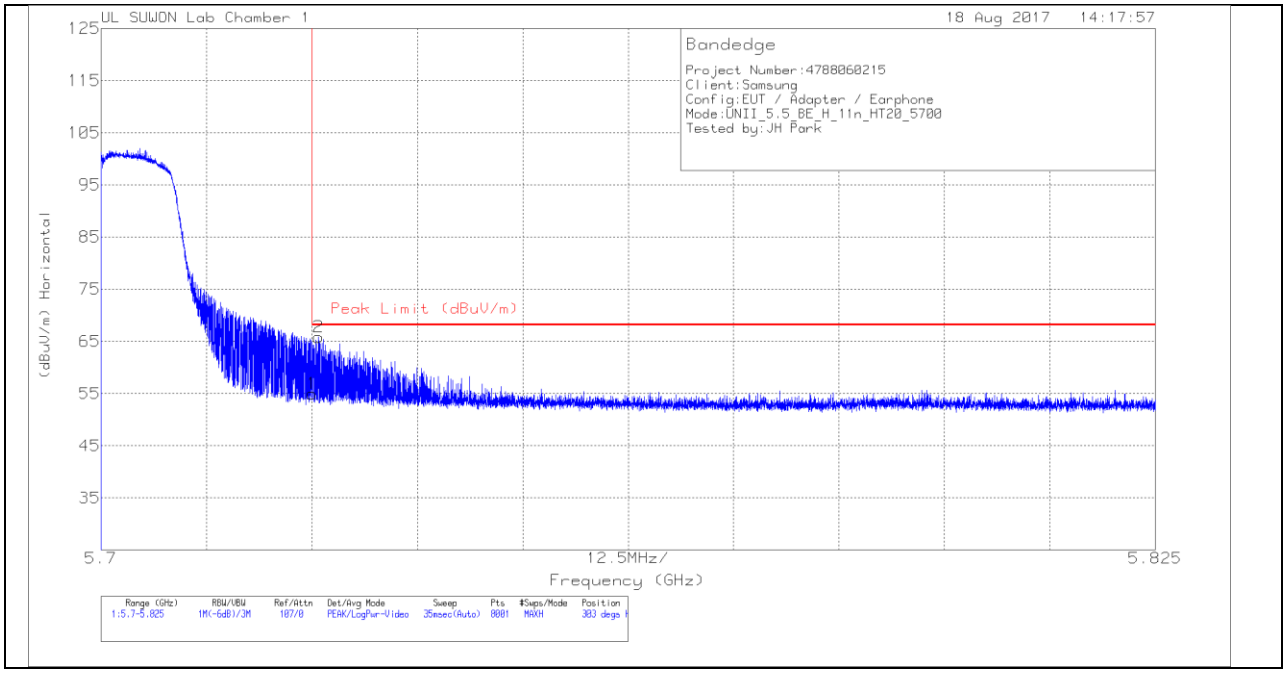

HORIZONTAL DATA

Trace Markers

Marker	Frequency (GHz)	Meter Reading (dBuV)	Det	20170531_3117_00168717	10dB_ATT(dB)_170809	DC Corr (dB)	Corrected Reading (dBuV/m)	Peak Limit (dBuV/m)	PK Margin (dB)	Azimuth (Degs)	Height (cm)	Polarity
1	5.725	41.77	Pk	34.4	-21.2	0	54.97	68.2	-13.23	303	116	H
2	5.726	52.62	Pk	34.4	-21.2	0	65.82	68.2	-2.38	303	116	H

Pk - Peak detector

UL Korea, Ltd. Confidential
This report shall not be reproduced except in full, without the written approval of UL Korea, Ltd.

VERTICAL PEAK AND AVERAGE PLOT

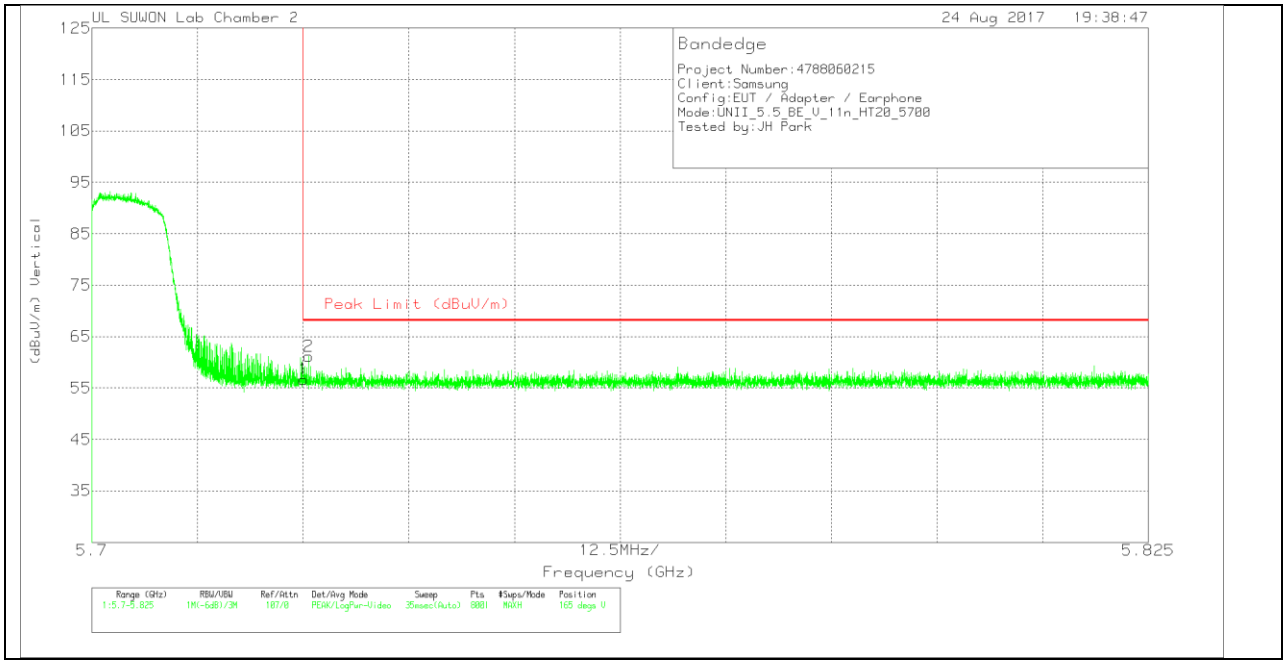

VERTICAL DATA

Trace Markers

Marker	Frequency (GHz)	Meter Reading (dBuV)	Det	170531_3117[00168724]	10dB[dB]	DC Corr (dB)	Corrected Reading (dBuV/m)	Peak Limit (dBuV/m)	PK Margin (dB)	Azimuth (Degs)	Height (cm)	Polarity
1	5.725	36.8	Pk	34.4	-14.5	0	56.7	68.2	-11.5	165	238	V
2	5.726	41.25	Pk	34.4	-14.5	0	61.15	68.2	-7.05	165	238	V

Pk - Peak detector

UL Korea, Ltd. Confidential
This report shall not be reproduced except in full, without the written approval of UL Korea, Ltd.

HARMONICS AND SPURIOUS EMISSIONS

LOW CHANNEL HORIZONTAL

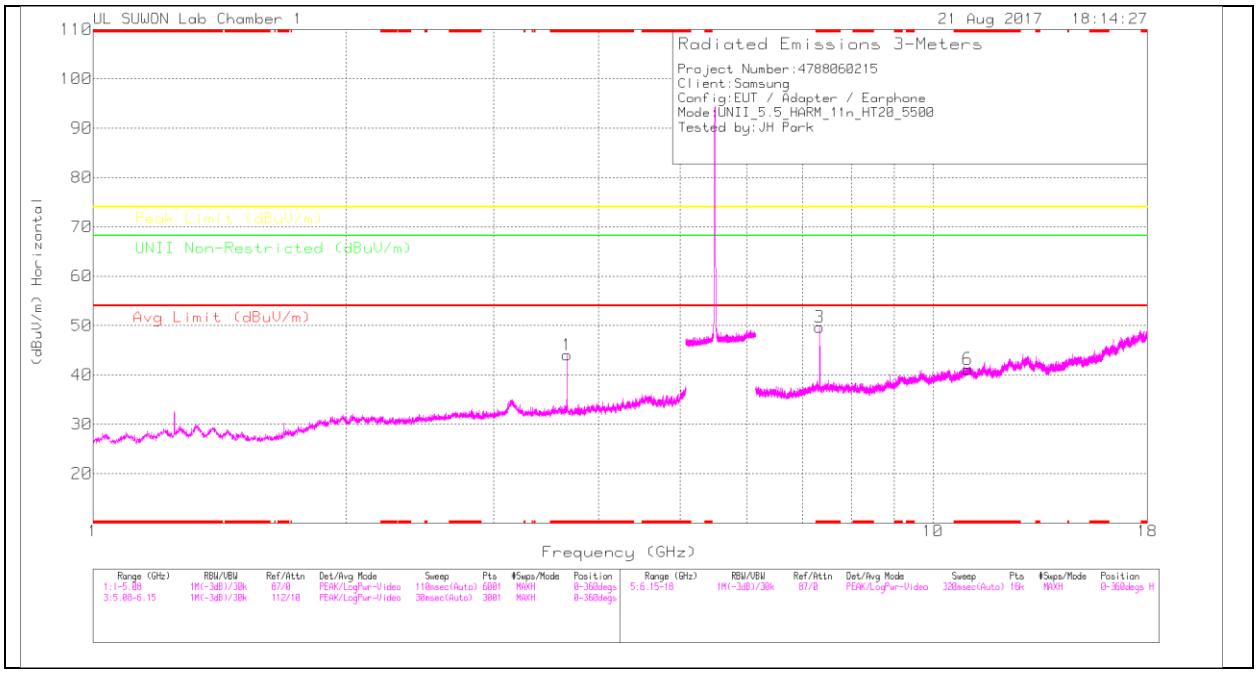

LOW CHANNEL VERTICAL

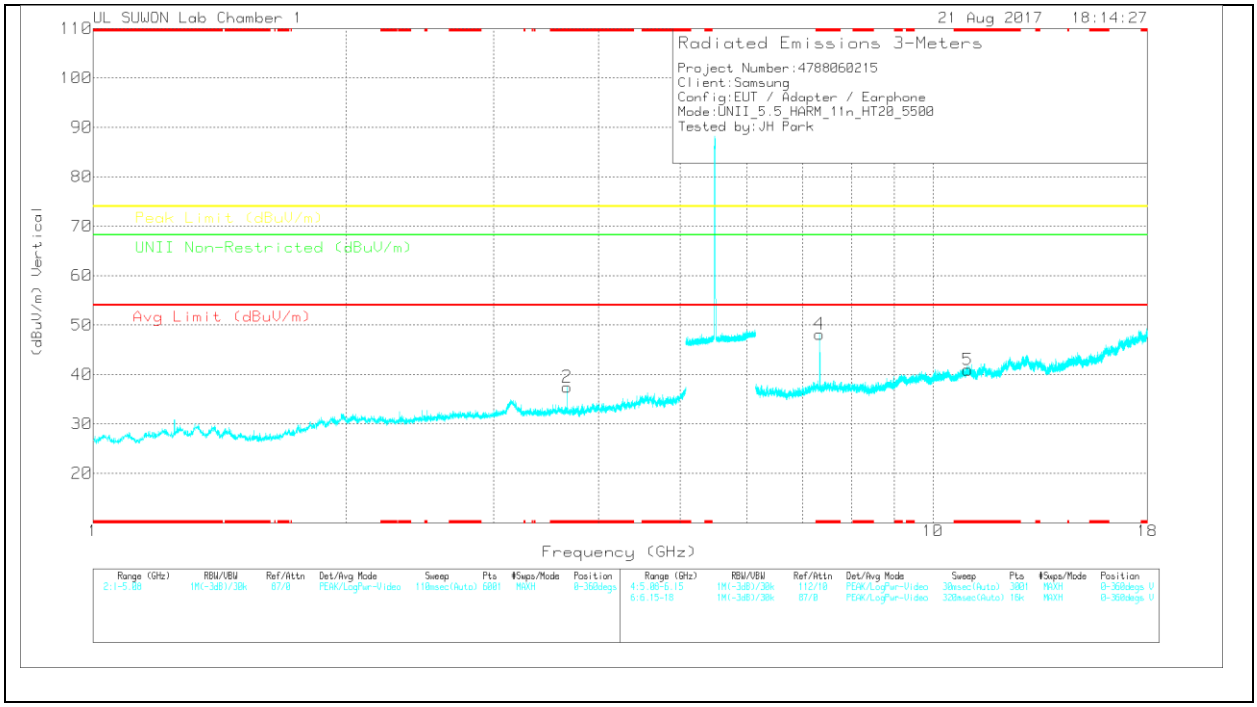

Note: Emission was scanned up to 40GHz; No emissions were detected above the noise floor which was at least 20dB below the specification limit.

UL Korea, Ltd. Confidential
This report shall not be reproduced except in full, without the written approval of UL Korea, Ltd.

LOW CHANNEL DATA

Trace Markers

Marker	Frequency (GHz)	Meter Reading (dBuV)	Det	20170531_3117_00168717	5GHz_LP(dB)_170809	DC Corr (dB)	Corrected Reading (dBuV/m)	Avg Limit (dBuV/m)	Margin (dB)	Peak Limit (dBuV/m)	Margin (dB)	UNII Non-Restricted (dBuV/m)	Margin (dB)	Azimuth (Degs)	Height (cm)	Polarity
1	* 3.667	43.53	PK	32.7	-32.2	0	44.03	-	-	74	-29.97	-	-	0-360	150	H
2	* 3.667	36.97	PK	32.7	-32.2	0	37.47	-	-	74	-36.53	-	-	0-360	250	V
3	* 7.333	41.18	PK	35.9	-27.4	0	49.68	-	-	74	-24.32	-	-	0-360	250	H
6	* 10.995	25.14	PK	38	-22	0	41.14	-	-	74	-32.86	-	-	0-360	250	H
4	* 7.333	39.67	PK	35.9	-27.4	0	48.17	-	-	74	-25.83	-	-	0-360	150	V
5	* 10.997	24.85	PK	38	-21.9	0	40.95	-	-	74	-33.05	-	-	0-360	250	V

* - indicates frequency in CFR15.205/IC7.2.2 Restricted Band

PK – Peak Detector

Radiated Emissions

Frequency (GHz)	Meter Reading (dBuV)	Det	20170531_3117_00168717	5GHz_LP(dB)_170809	DC Corr (dB)	Corrected Reading (dBuV/m)	Avg Limit (dBuV/m)	Margin (dB)	Peak Limit (dBuV/m)	Margin (dB)	UNII Non-Restricted (dBuV/m)	Margin (dB)	Azimuth (Degs)	Height (cm)	Polarity
* 3.667	49.87	PK-U	32.7	-32.2	0	50.37	-	-	74	-23.63	-	-	352	353	H
* 3.667	41.04	ADR	32.7	-32.2	0	41.54	54	-12.46	-	-	-	-	352	353	H
* 3.667	46.22	PK-U	32.7	-32.2	0	46.72	-	-	74	-27.28	-	-	207	111	V
* 3.667	38.67	ADR	32.7	-32.2	0	39.17	54	-14.83	-	-	-	-	207	111	V
* 7.333	39.17	ADR	35.9	-27.4	0	47.67	54	-6.33	-	-	-	-	213	135	V
* 7.333	41.61	ADR	35.9	-27.4	0	50.11	54	-3.89	-	-	-	-	354	320	H
* 7.333	45.89	PK-U	35.9	-27.4	0	54.39	-	-	74	-19.61	-	-	213	135	V
* 7.333	47.29	PK-U	35.9	-27.4	0	55.79	-	-	74	-18.21	-	-	354	320	H

* - indicates frequency in CFR15.205/IC7.2.2 Restricted Band

PK-U - U-NII: Maximum Peak

ADR - U-NII AD primary method, RMS average

UL Korea, Ltd. Confidential
This report shall not be reproduced except in full, without the written approval of UL Korea, Ltd.

MID CHANNEL HORIZONTAL

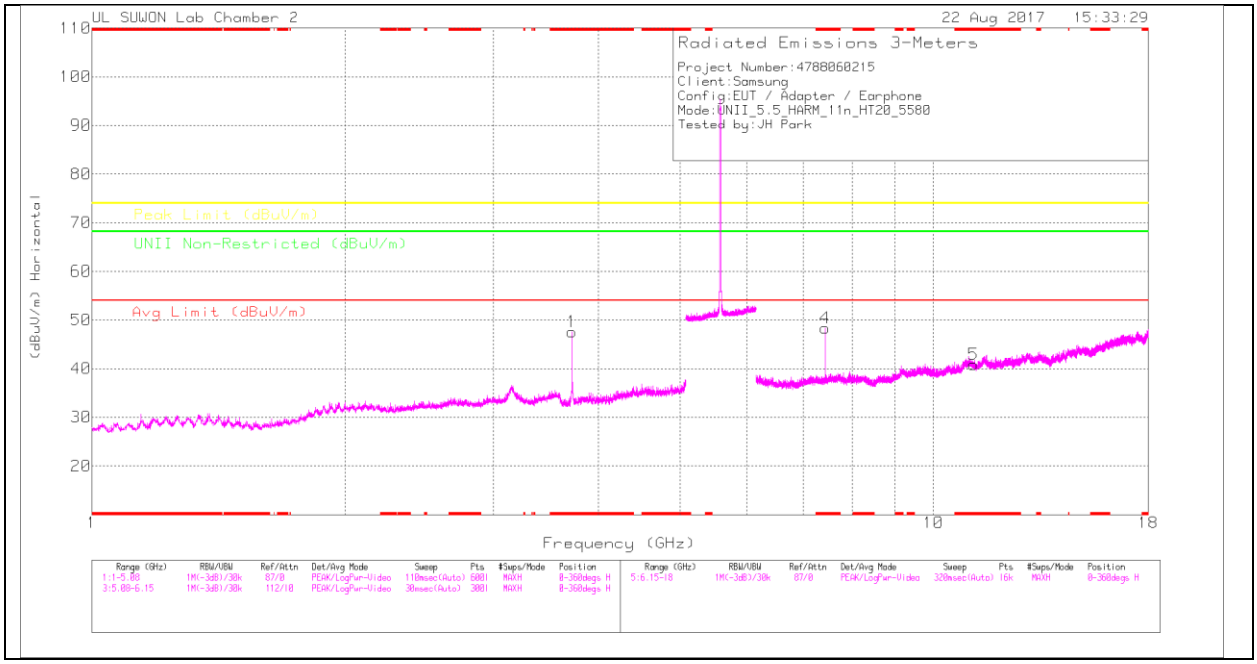

MID CHANNEL VERTICAL

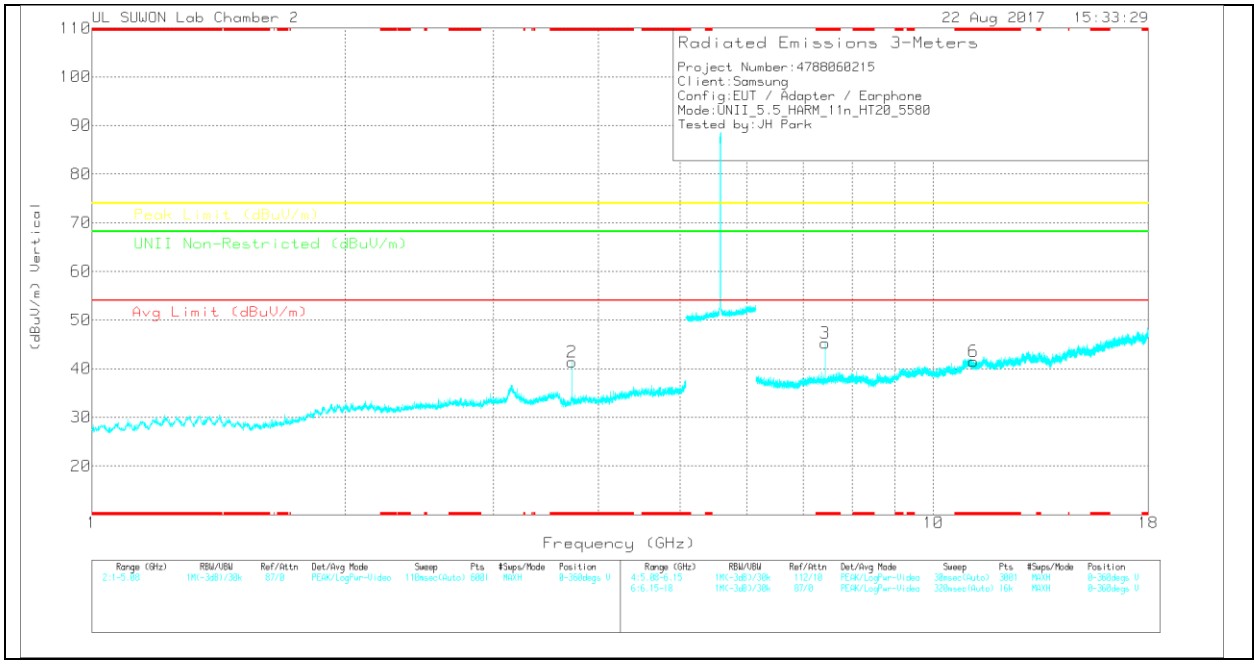

Note: Emission was scanned up to 40GHz; No emissions were detected above the noise floor which was at least 20dB below the specification limit.

UL Korea, Ltd. Confidential
This report shall not be reproduced except in full, without the written approval of UL Korea, Ltd.

MID CHANNEL DATA

Trace Markers

Marker	Frequency (GHz)	Meter Reading (dBuV)	Det	170531_3117[00168724]	5GHz_LP[dB]	DC Corr (dB)	Corrected Reading (dBuV/m)	Avg Limit (dBuV/m)	Margin (dB)	Peak Limit (dBuV/m)	Margin (dB)	UNII Non-Restricted (dBuV/m)	Margin (dB)	Azimuth (Degs)	Height (cm)	Polarity
1	* 3.72	40.38	PK	32.7	-25.5	0	47.58	-	-	74	-26.42	-	-	0-360	150	H
2	* 3.72	34.16	PK	32.7	-25.5	0	41.36	-	-	74	-32.64	-	-	0-360	250	V
4	* 7.44	33.62	PK	35.9	-21.2	0	48.32	-	-	74	-25.68	-	-	0-360	250	H
5	* 11.156	19.17	PK	37.9	-16.2	0	40.87	-	-	74	-33.13	-	-	0-360	150	H
3	* 7.44	30.6	PK	35.9	-21.2	0	45.3	-	-	74	-28.7	-	-	0-360	150	V
6	* 11.164	19.87	PK	37.9	-16.3	0	41.47	-	-	74	-32.53	-	-	0-360	250	V

* - indicates frequency in CFR15.205/IC7.2.2 Restricted Band

PK – Peak Detector

Radiated Emissions

Frequency (GHz)	Meter Reading (dBuV)	Det	170531_3117[00168724]	5GHz_LP[dB]	DC Corr (dB)	Corrected Reading (dBuV/m)	Avg Limit (dBuV/m)	Margin (dB)	Peak Limit (dBuV/m)	Margin (dB)	UNII Non-Restricted (dBuV/m)	Margin (dB)	Azimuth (Degs)	Height (cm)	Polarity
* 3.72	46.32	PK-U	32.7	-25.5	0	53.52	-	-	74	-20.48	-	-	9	155	H
* 3.72	39.38	ADR	32.7	-25.5	0	46.58	54	-7.42	-	-	-	-	9	155	H
* 3.72	41.54	PK-U	32.7	-25.5	0	48.74	-	-	74	-25.26	-	-	60	115	V
* 3.72	34.69	ADR	32.7	-25.5	0	41.89	54	-12.11	-	-	-	-	60	115	V
* 7.44	29.47	ADR	35.9	-21.2	0	44.17	54	-9.83	-	-	-	-	209	134	V
* 7.44	33.46	ADR	35.9	-21.2	0	48.16	54	-5.84	-	-	-	-	350	351	H
* 7.44	37.41	PK-U	35.9	-21.2	0	52.11	-	-	74	-21.89	-	-	209	134	V
* 7.44	39.44	PK-U	35.9	-21.2	0	54.14	-	-	74	-19.86	-	-	350	351	H

* - indicates frequency in CFR15.205/IC7.2.2 Restricted Band

PK-U - U-NII: Maximum Peak

ADR - U-NII AD primary method, RMS average

UL Korea, Ltd. Confidential
This report shall not be reproduced except in full, without the written approval of UL Korea, Ltd.

HIGH CHANNEL HORIZONTAL

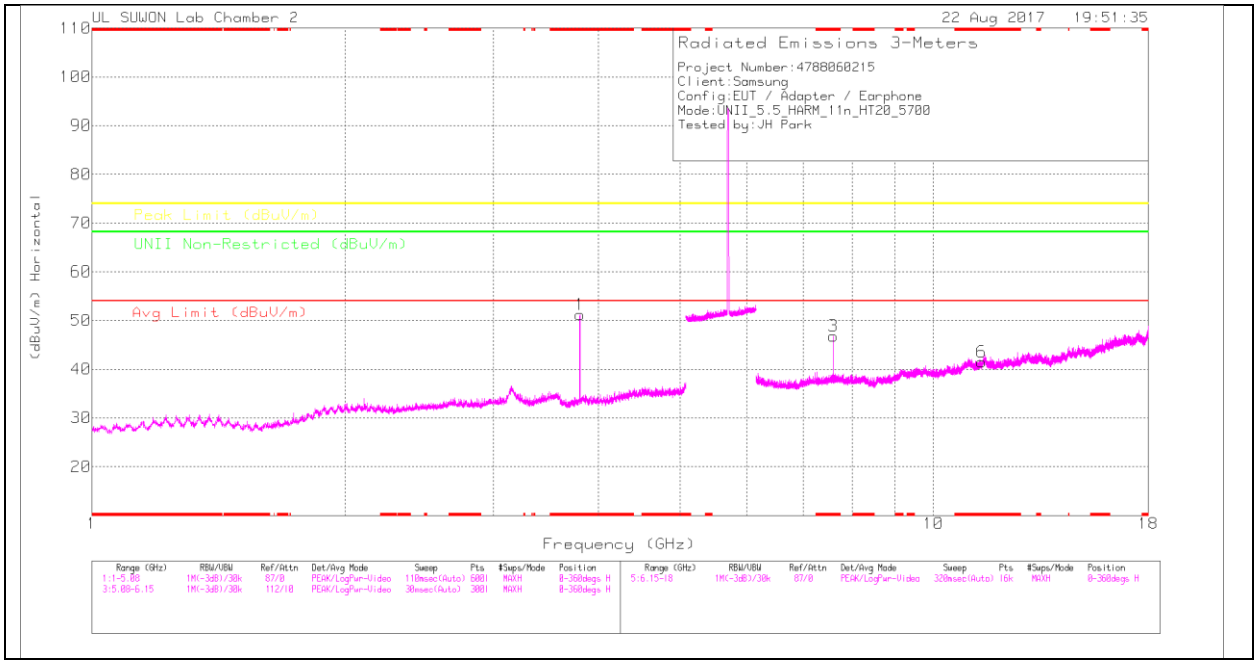

HIGH CHANNEL VERTICAL

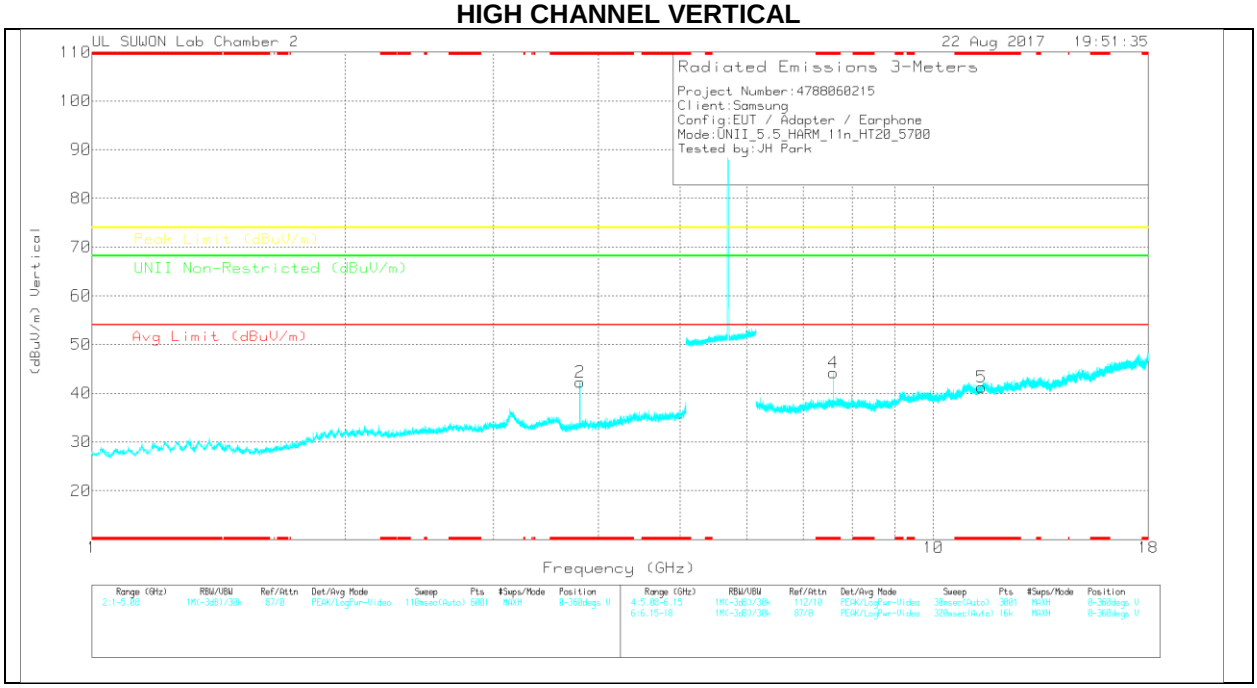

Note: Emission was scanned up to 40GHz; No emissions were detected above the noise floor which was at least 20dB below the specification limit.

UL Korea, Ltd. Confidential
This report shall not be reproduced except in full, without the written approval of UL Korea, Ltd.

HIGH CHANNEL DATA

Trace Markers

Marker	Frequency (GHz)	Meter Reading (dBuV)	Det	170531_3117[00168724]	5GHz_LP[dB]	DC Corr (dB)	Corrected Reading (dBuV/m)	Avg Limit (dBuV/m)	Margin (dB)	Peak Limit (dBuV/m)	Margin (dB)	UNII Non-Restricted (dBuV/m)	Margin (dB)	Azimuth (Degs)	Height (cm)	Polarity
1	* 3.8	43.69	PK	33	-25.5	0	51.19	-	-	74	-22.81	-	-	0-360	150	H
2	* 3.8	34.76	PK	33	-25.5	0	42.26	-	-	74	-31.74	-	-	0-360	150	V
3	* 7.6	31.4	PK	35.8	-20.4	0	46.8	-	-	74	-27.2	-	-	0-360	250	H
6	* 11.404	19.05	PK	38.1	-15.7	0	41.45	-	-	74	-32.55	-	-	0-360	250	H
4	* 7.599	28.84	PK	35.8	-20.4	0	44.24	-	-	74	-29.76	-	-	0-360	150	V
5	* 11.401	18.74	PK	38.1	-15.6	0	41.24	-	-	74	-32.76	-	-	0-360	150	V

* - indicates frequency in CFR15.205/IC7.2.2 Restricted Band

PK – Peak Detector

Radiated Emissions

Frequency (GHz)	Meter Reading (dBuV)	Det	170531_3117[00168724]	5GHz_LP[dB]	DC Corr (dB)	Corrected Reading (dBuV/m)	Avg Limit (dBuV/m)	Margin (dB)	Peak Limit (dBuV/m)	Margin (dB)	UNII Non-Restricted (dBuV/m)	Margin (dB)	Azimuth (Degs)	Height (cm)	Polarity
* 3.8	46.08	PK-U	33	-25.5	0	53.58	-	-	74	-20.42	-	-	0	146	H
* 3.8	42.92	ADR	33	-25.5	0	50.42	54	-3.58	-	-	-	-	0	146	H
* 3.8	40.93	PK-U	33	-25.5	0	48.43	-	-	74	-25.57	-	-	193	133	V
* 3.8	34.57	ADR	33	-25.5	0	42.07	54	-11.93	-	-	-	-	193	133	V
* 7.6	28.4	ADR	35.8	-20.4	0	43.8	54	-10.2	-	-	-	-	217	144	V
* 7.6	30.65	ADR	35.8	-20.4	0	46.05	54	-7.95	-	-	-	-	354	323	H
* 7.6	36.15	PK-U	35.8	-20.4	0	51.55	-	-	74	-22.45	-	-	217	144	V
* 7.6	37.63	PK-U	35.8	-20.4	0	53.03	-	-	74	-20.97	-	-	354	323	H

* - indicates frequency in CFR15.205/IC7.2.2 Restricted Band

PK-U - U-NII: Maximum Peak

ADR - U-NII AD primary method, RMS average

UL Korea, Ltd. Confidential
This report shall not be reproduced except in full, without the written approval of UL Korea, Ltd.

STRADDLE CHANNEL HORIZONTAL

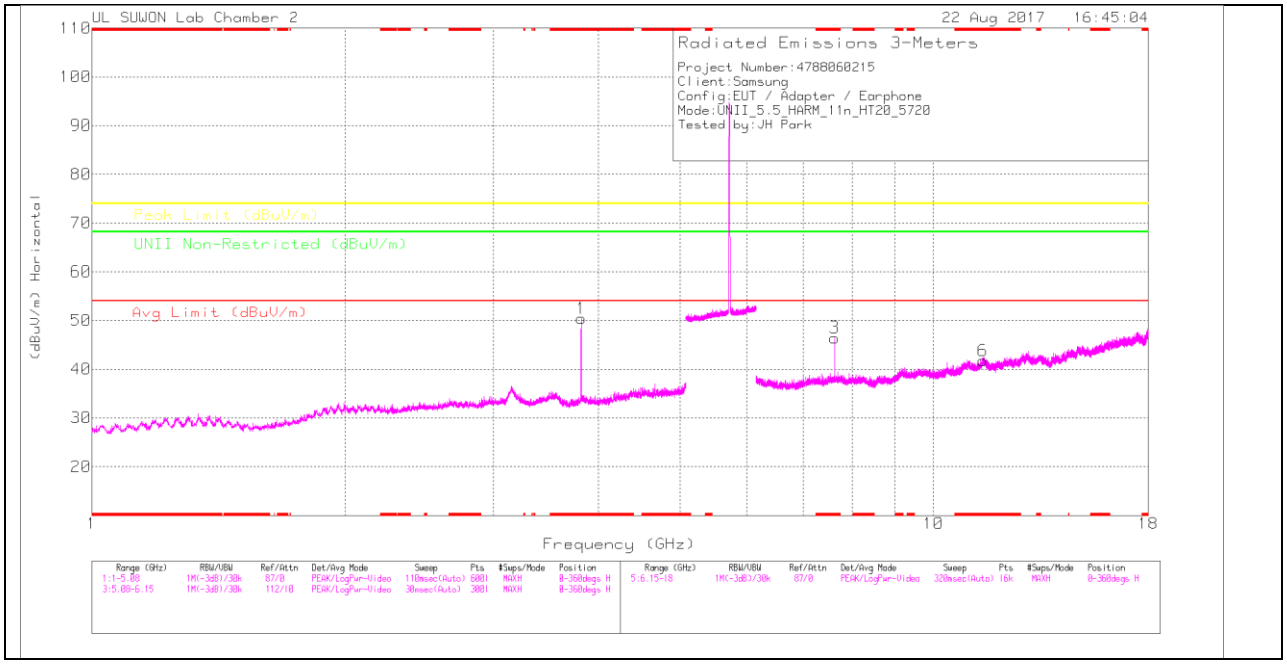

STRADDLE CHANNEL VERTICAL

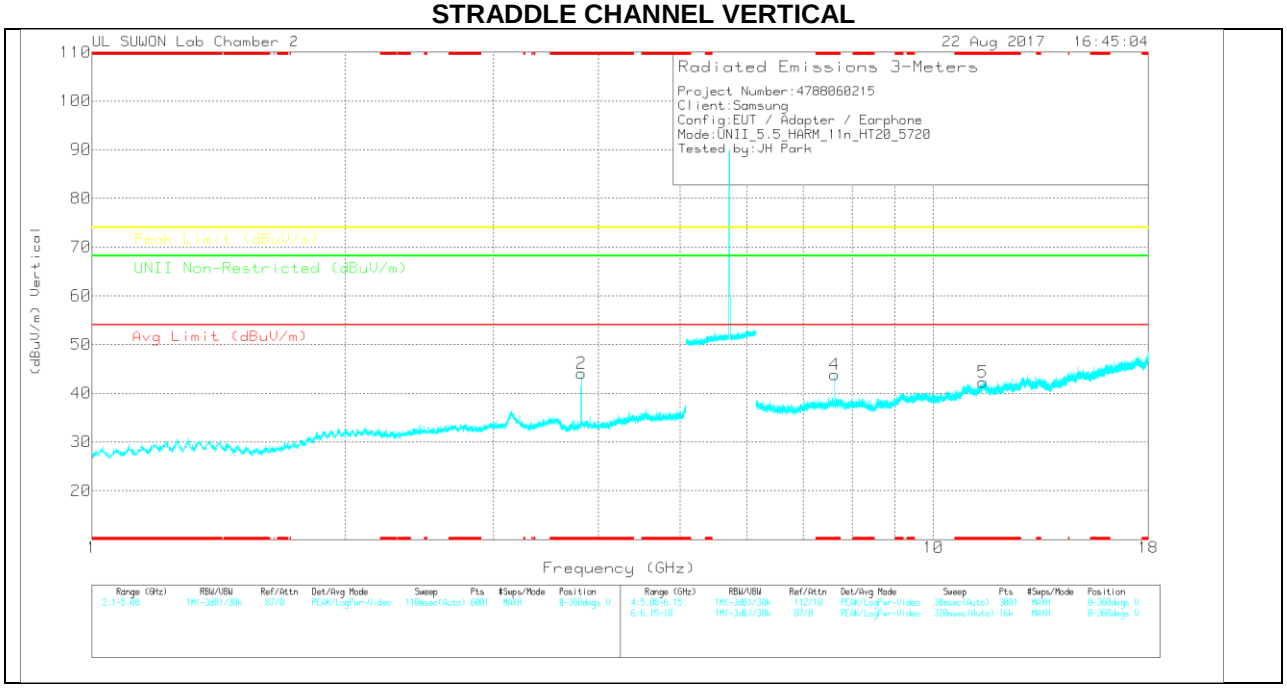

Note: Emission was scanned up to 40GHz; No emissions were detected above the noise floor which was at least 20dB below the specification limit.

UL Korea, Ltd. Confidential
This report shall not be reproduced except in full, without the written approval of UL Korea, Ltd.

STRADDLE CHANNEL DATA

Trace Markers

Marker	Frequency (GHz)	Meter Reading (dBuV)	Det	170531_3117[00168724]	5GHz_LP[dB]	DC Corr (dB)	Corrected Reading (dBuV/m)	Avg Limit (dBuV/m)	Margin (dB)	Peak Limit (dBuV/m)	Margin (dB)	UNII Non-Restricted (dBuV/m)	Margin (dB)	Azimuth (Degs)	Height (cm)	Polarity
1	* 3.813	42.74	PK	33	-25.3	0	50.44	-	-	74	-23.56	-	-	0-360	150	H
2	* 3.813	36.35	PK	33	-25.3	0	44.05	-	-	74	-29.95	-	-	0-360	250	V
3	* 7.627	30.97	PK	35.8	-20.3	0	46.47	-	-	74	-27.53	-	-	0-360	250	H
6	* 11.457	19.53	PK	38.1	-15.9	0	41.73	-	-	74	-32.27	-	-	0-360	149	H
4	* 7.627	28.37	PK	35.8	-20.3	0	43.87	-	-	74	-30.13	-	-	0-360	150	V
5	* 11.455	20.22	PK	38.1	-16	0	42.32	-	-	74	-31.68	-	-	0-360	250	V

* - indicates frequency in CFR15.205/IC7.2.2 Restricted Band

PK – Peak Detector

Radiated Emissions

Frequency (GHz)	Meter Reading (dBuV)	Det	170531_3117[00168724]	5GHz_LP[dB]	DC Corr (dB)	Corrected Reading (dBuV/m)	Avg Limit (dBuV/m)	Margin (dB)	Peak Limit (dBuV/m)	Margin (dB)	UNII Non-Restricted (dBuV/m)	Margin (dB)	Azimuth (Degs)	Height (cm)	Polarity
* 3.814	45.54	PK-U	33	-25.3	0	53.24	-	-	74	-20.76	-	-	16	130	H
* 3.813	42.12	ADR	33	-25.3	0	49.82	54	-4.18	-	-	-	-	16	130	H
* 3.813	40.97	PK-U	33	-25.3	0	48.67	-	-	74	-25.33	-	-	39	132	V
* 3.813	35.2	ADR	33	-25.3	0	42.9	54	-11.1	-	-	-	-	39	132	V
* 7.627	31.06	ADR	35.8	-20.3	0	46.56	54	-7.44	-	-	-	-	357	347	H
* 7.627	26.96	ADR	35.8	-20.3	0	42.46	54	-11.54	-	-	-	-	223	149	V
* 7.627	38.05	PK-U	35.8	-20.3	0	53.55	-	-	74	-20.45	-	-	357	347	H
* 7.626	35.69	PK-U	35.8	-20.3	0	51.19	-	-	74	-22.81	-	-	223	149	V

* - indicates frequency in CFR15.205/IC7.2.2 Restricted Band

PK-U - U-NII: Maximum Peak

ADR - U-NII AD primary method, RMS average

UL Korea, Ltd. Confidential
This report shall not be reproduced except in full, without the written approval of UL Korea, Ltd.

10.3.3. TX ABOVE 1GHz 802.11n HT40 MODE IN THE 5.5GHz BAND RESTRICTED BANDEDGE (LOW CHANNEL)

HORIZONTAL PEAK AND AVERAGE PLOT

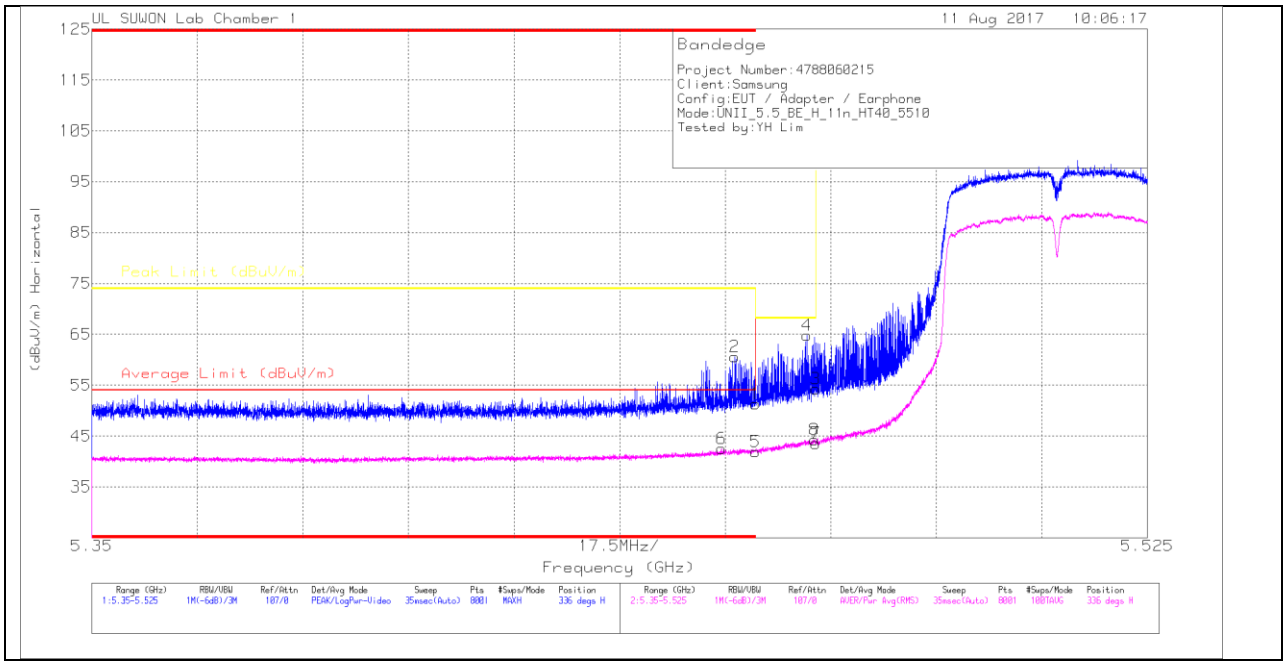

HORIZONTAL DATA

Trace Markers

Marker	Frequency (GHz)	Meter Reading (dBuV)	Det	20170531_3117_00168717	10dB_Att(dB)	DC Corr (dB)	Corrected Reading (dBuV/m)	Average Limit (dBuV/m)	Margin (dB)	Peak Limit (dBuV/m)	PK Margin (dB)	Azimuth (Degs)	Height (cm)	Polarity
1	* 5.46	40.07	Pk	34.3	-23.1	0	51.27	-	-	74	-22.73	336	105	H
2	* 5.457	49.52	Pk	34.3	-23.2	0	60.62	-	-	74	-13.38	336	105	H
3	5.47	43.07	Pk	34.3	-23.1	0	54.27	-	-	68.2	-13.93	336	105	H
4	5.469	53.63	Pk	34.3	-23.1	0	64.83	-	-	68.2	-3.37	336	105	H
5	* 5.46	30.74	RMS	34.3	-23.7	.56	41.9	54	-12.1	-	-	336	105	H
6	* 5.454	31.38	RMS	34.3	-23.7	.56	42.54	54	-11.46	-	-	336	105	H

* - indicates frequency in CFR15.205/IC7.2.2 Restricted Band

Pk - Peak detector

RMS - RMS detection

UL Korea, Ltd. Confidential
This report shall not be reproduced except in full, without the written approval of UL Korea, Ltd.

VERTICAL PEAK AND AVERAGE PLOT

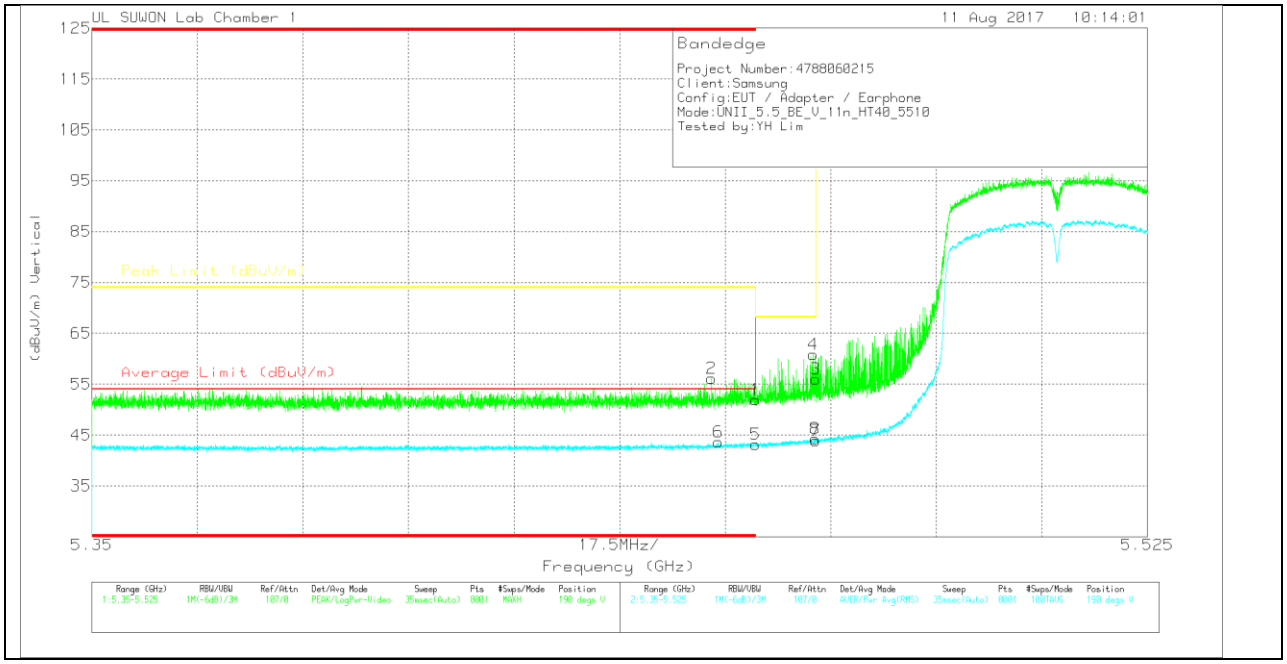

VERTICAL DATA

Trace Markers

Marker	Frequency (GHz)	Meter Reading (dBuV)	Det	20170531_3117_00168717	10dB_ATT(dB)_170809	DC Corr (dB)	Corrected Reading (dBuV/m)	Average Limit (dBuV/m)	Margin (dB)	Peak Limit (dBuV/m)	PK Margin (dB)	Azimuth (Degs)	Height (cm)	Polarity
1	* 5.46	39.13	Pk	34.3	-21.5	0	51.93	-	-	74	-22.07	190	228	V
2	* 5.453	43.44	Pk	34.3	-21.6	0	56.14	-	-	74	-17.86	190	228	V
3	5.47	43.16	Pk	34.3	-21.5	0	55.96	-	-	68.2	-12.24	190	228	V
4	5.47	48.17	Pk	34.3	-21.6	0	60.87	-	-	68.2	-7.33	190	228	V
5	* 5.46	29.84	RMS	34.3	-21.5	.56	43.2	54	-10.8	-	-	190	228	V
6	* 5.454	30.29	RMS	34.3	-21.5	.56	43.65	54	-10.35	-	-	190	228	V

* - indicates frequency in CFR15.205/IC7.2.2 Restricted Band

Pk - Peak detector

RMS - RMS detection

UL Korea, Ltd. Confidential
This report shall not be reproduced except in full, without the written approval of UL Korea, Ltd.

AUTHORIZED BANDEDGE (HIGH CHANNEL)

HORIZONTAL PEAK AND AVERAGE PLOT

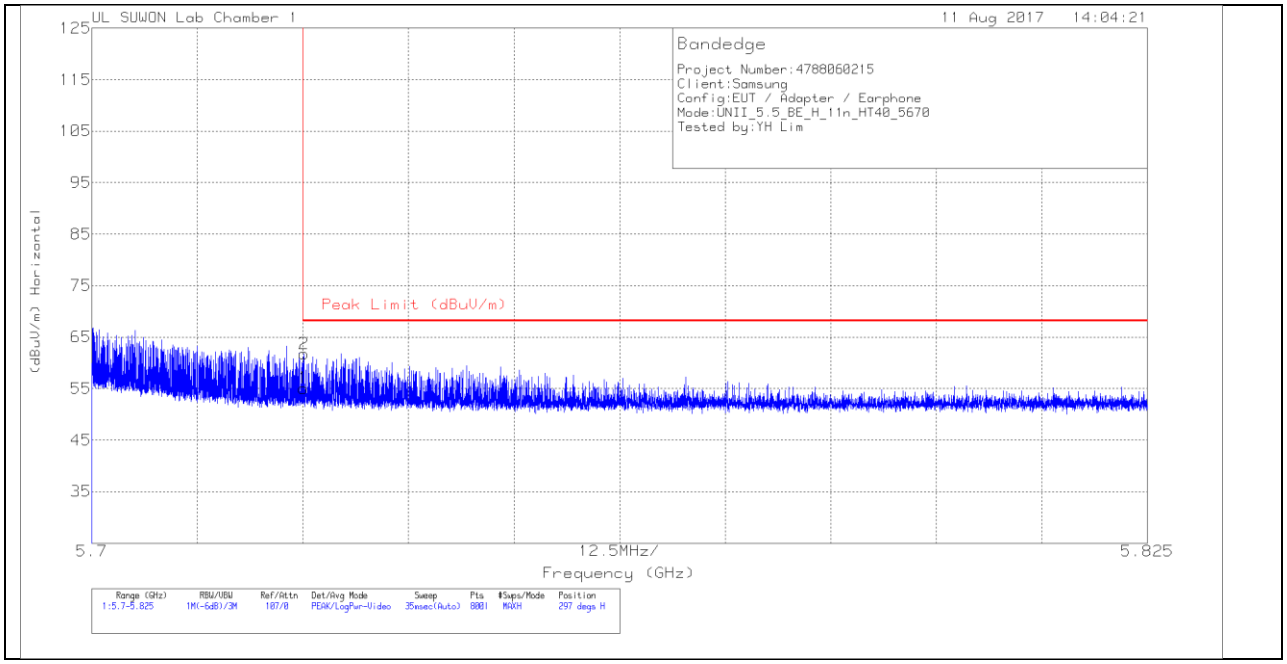

HORIZONTAL DATA

Trace Markers

Marker	Frequency (GHz)	Meter Reading (dBuV)	Det	20170531_3117_00168717	10dB_ATT(dB)_170809	DC Corr (dB)	Corrected Reading (dBuV/m)	Peak Limit (dBuV/m)	PK Margin (dB)	Azimuth (Degs)	Height (cm)	Polarity
1	5.725	41.91	Pk	34.4	-21.2	0	55.11	68.2	-13.09	297	299	H
2	5.725	48.62	Pk	34.4	-21.2	0	61.82	68.2	-6.38	297	299	H

Pk - Peak detector

UL Korea, Ltd. Confidential
This report shall not be reproduced except in full, without the written approval of UL Korea, Ltd.

VERTICAL PEAK AND AVERAGE PLOT

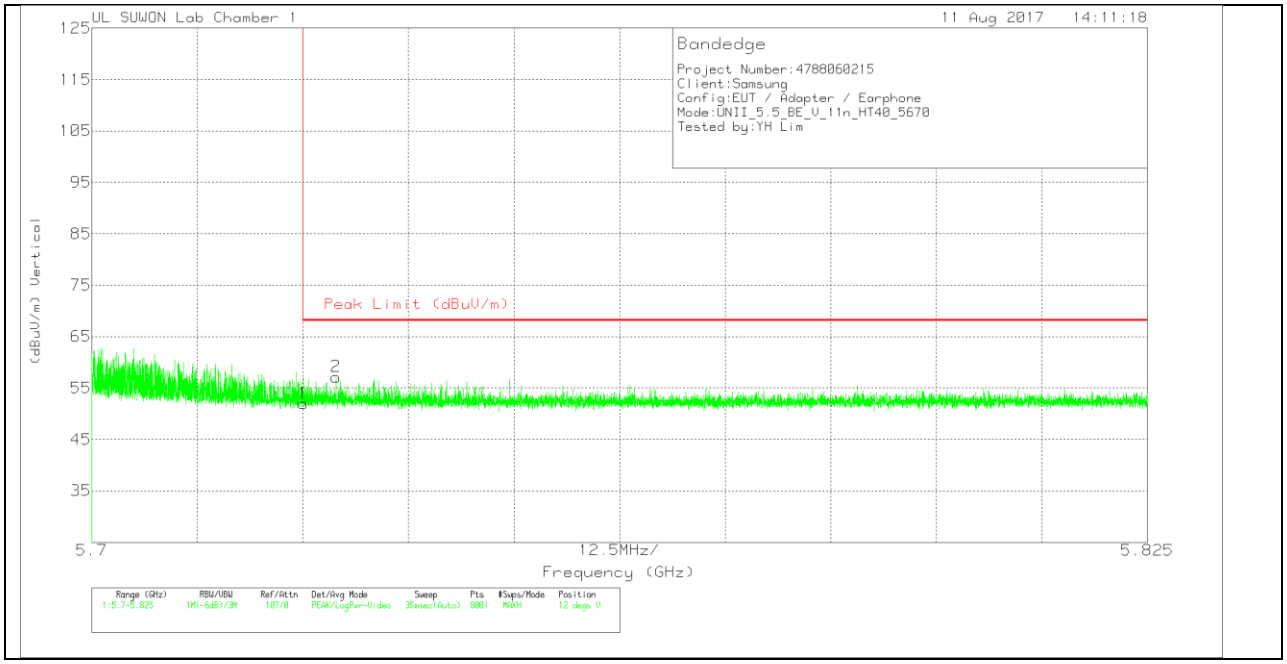

VERTICAL DATA

Trace Markers

Marker	Frequency (GHz)	Meter Reading (dBuV)	Det	20170531_3117_00168717	10dB_ATT(dB)_170809	DC Corr (dB)	Corrected Reading (dBuV/m)	Peak Limit (dBuV/m)	PK Margin (dB)	Azimuth (Degs)	Height (cm)	Polarity
1	5.725	38.76	Pk	34.4	-21.2	0	51.96	68.2	-16.24	12	100	V
2	5.729	43.99	Pk	34.4	-21.2	0	57.19	68.2	-11.01	12	100	V

Pk - Peak detector

UL Korea, Ltd. Confidential
This report shall not be reproduced except in full, without the written approval of UL Korea, Ltd.

HARMONICS AND SPURIOUS EMISSIONS

LOW CHANNEL HORIZONTAL

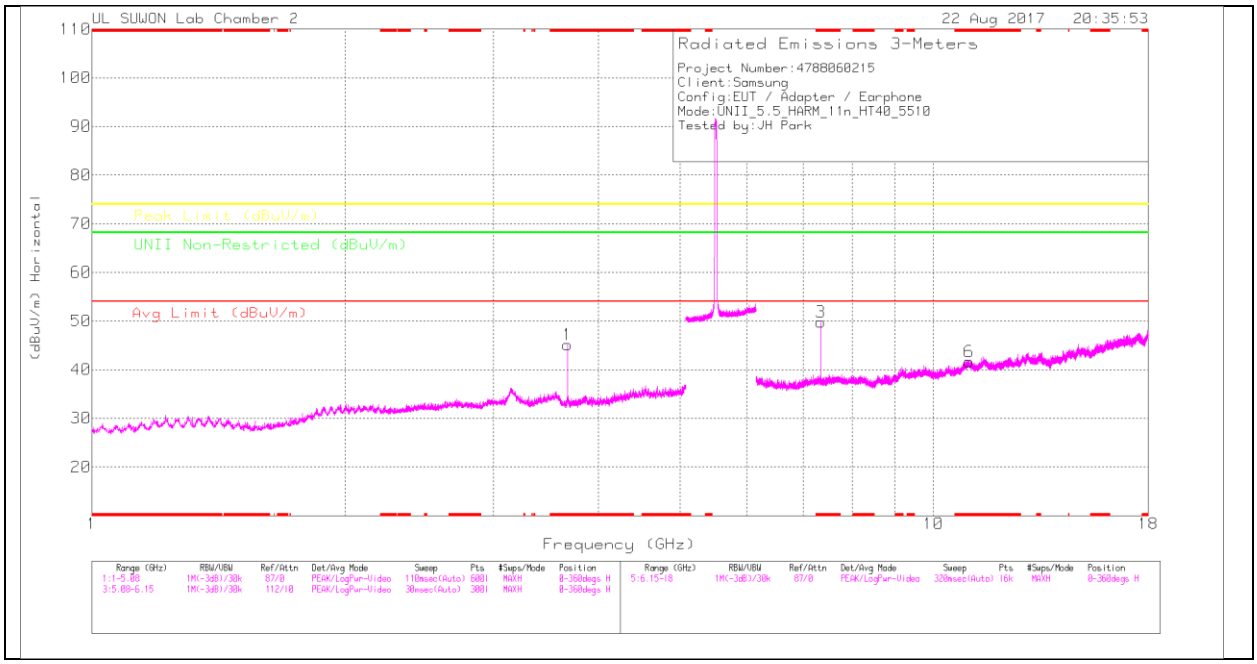

LOW CHANNEL VERTICAL

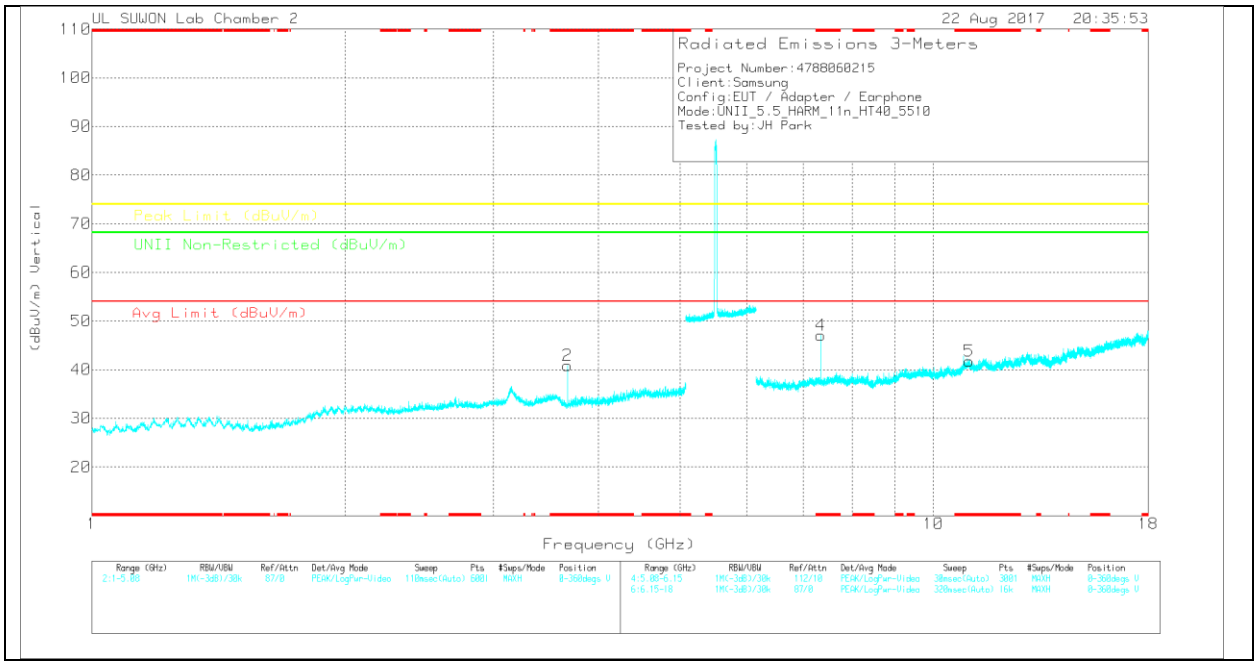

Note: Emission was scanned up to 40GHz; No emissions were detected above the noise floor which was at least 20dB below the specification limit.

UL Korea, Ltd. Confidential
This report shall not be reproduced except in full, without the written approval of UL Korea, Ltd.

LOW CHANNEL DATA

Trace Markers

Marker	Frequency (GHz)	Meter Reading (dBuV)	Det	170531_3117[00168724]	5GHz_LP[dB]	DC Corr (dB)	Corrected Reading (dBuV/m)	Avg Limit (dBuV/m)	Margin (dB)	Peak Limit (dBuV/m)	Margin (dB)	UNII Non-Restricted (dBuV/m)	Margin (dB)	Azimuth (Degs)	Height (cm)	Polarity
1	* 3.673	38.05	PK	32.7	-25.6	0	45.15	-	-	74	-28.85	-	-	0-360	150	H
2	* 3.673	33.72	PK	32.7	-25.6	0	40.82	-	-	74	-33.18	-	-	0-360	250	V
3	* 7.346	34.53	PK	35.9	-20.7	0	49.73	-	-	74	-24.27	-	-	0-360	150	H
6	* 11.016	19.67	PK	38	-16.1	0	41.57	-	-	74	-32.43	-	-	0-360	150	H
4	* 7.346	31.84	PK	35.9	-20.7	0	47.04	-	-	74	-26.96	-	-	0-360	150	V
5	* 11.019	19.9	PK	38	-16.1	0	41.8	-	-	74	-32.2	-	-	0-360	250	V

* - indicates frequency in CFR15.205/IC7.2.2 Restricted Band

PK – Peak Detector

Radiated Emissions

Frequency (GHz)	Meter Reading (dBuV)	Det	170531_3117[00168724]	5GHz_LP[dB]	DC Corr (dB)	Corrected Reading (dBuV/m)	Avg Limit (dBuV/m)	Margin (dB)	Peak Limit (dBuV/m)	Margin (dB)	UNII Non-Restricted (dBuV/m)	Margin (dB)	Azimuth (Degs)	Height (cm)	Polarity
* 3.673	44.11	PK-U	32.7	-25.6	0	51.21	-	-	74	-22.79	-	-	5	101	H
* 3.673	38.56	ADR	32.7	-25.6	0	45.66	54	-8.34	-	-	-	-	5	101	H
* 3.673	39.62	PK-U	32.7	-25.6	0	46.72	-	-	74	-27.28	-	-	55	116	V
* 3.673	31.65	ADR	32.7	-25.6	0	38.75	54	-15.25	-	-	-	-	55	116	V
* 7.347	31.85	ADR	35.9	-20.7	0	47.05	54	-6.95	-	-	-	-	214	151	V
* 7.347	34.19	ADR	35.9	-20.7	0	49.39	54	-4.61	-	-	-	-	357	307	H
* 7.347	37.99	PK-U	35.9	-20.7	0	53.19	-	-	74	-20.81	-	-	214	151	V
* 7.347	40.43	PK-U	35.9	-20.7	0	55.63	-	-	74	-18.37	-	-	357	307	H

* - indicates frequency in CFR15.205/IC7.2.2 Restricted Band

PK-U - U-NII: Maximum Peak

ADR - U-NII AD primary method, RMS average

UL Korea, Ltd. Confidential
This report shall not be reproduced except in full, without the written approval of UL Korea, Ltd.

MID CHANNEL (5550MHz) HORIZONTAL

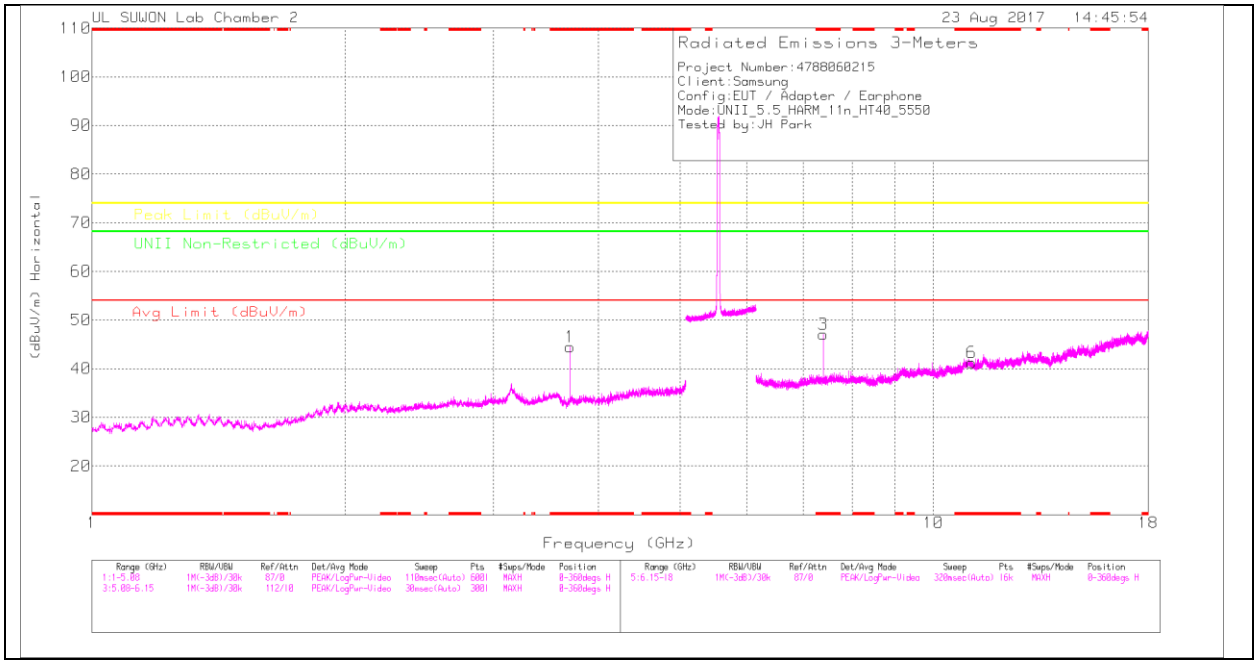

MID CHANNEL (5550MHz) VERTICAL

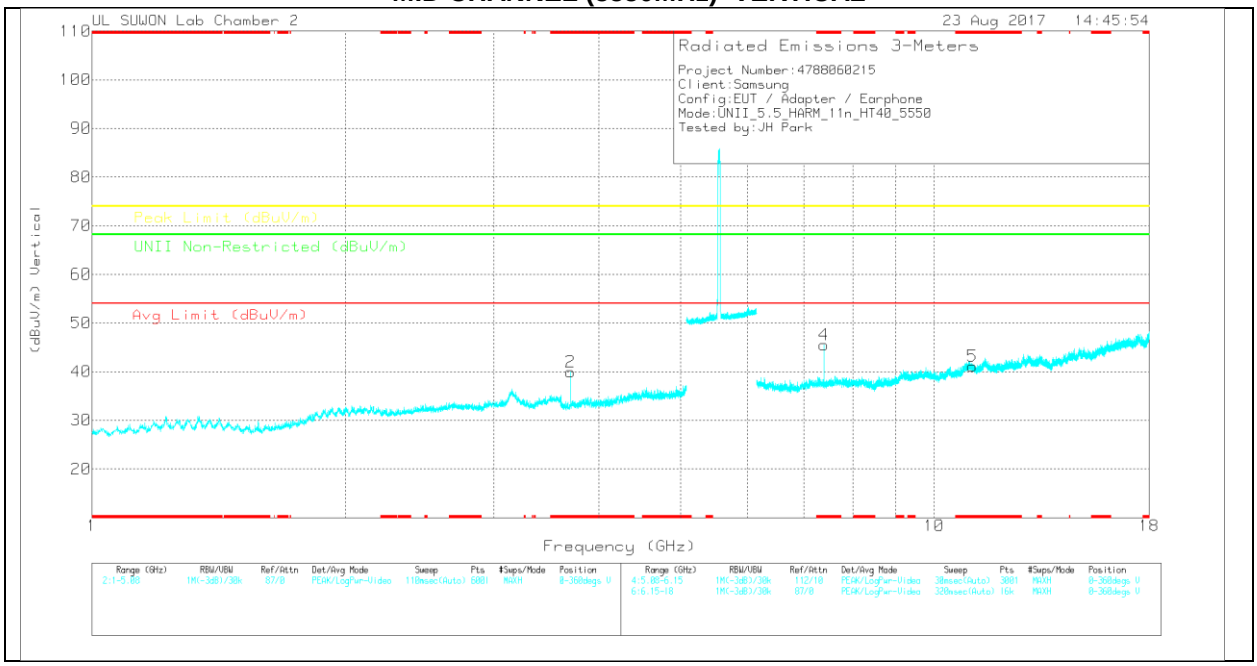

Note: Emission was scanned up to 40GHz; No emissions were detected above the noise floor which was at least 20dB below the specification limit.

UL Korea, Ltd. Confidential
This report shall not be reproduced except in full, without the written approval of UL Korea, Ltd.

MID CHANNEL(5550MHz) DATA

Trace Markers

Marker	Frequency (GHz)	Meter Reading (dBuV)	Det	170531_3117[00168724]	5GHz_LP[dB]	DC Corr (dB)	Corrected Reading (dBuV/m)	Avg Limit (dBuV/m)	Margin (dB)	Peak Limit (dBuV/m)	Margin (dB)	UNII Non-Restricted (dBuV/m)	Margin (dB)	Azimuth (Degs)	Height (cm)	Polarity
1	* 3.7	37.42	PK	32.6	-25.5	0	44.52	-	-	74	-29.48	-	-	0-360	250	H
2	* 3.7	32.85	PK	32.6	-25.5	0	39.95	-	-	74	-34.05	-	-	0-360	250	V
3	* 7.4	32.27	PK	35.9	-21.1	0	47.07	-	-	74	-26.93	-	-	0-360	150	H
6	* 11.102	19.28	PK	38	-16.1	0	41.18	-	-	74	-32.82	-	-	0-360	250	H
4	* 7.4	30.65	PK	35.9	-21.1	0	45.45	-	-	74	-28.55	-	-	0-360	150	V
5	* 11.1	19.19	PK	38	-16.1	0	41.09	-	-	74	-32.91	-	-	0-360	150	V

* - indicates frequency in CFR15.205/IC7.2.2 Restricted Band

PK – Peak Detector

Radiated Emissions

Frequency (GHz)	Meter Reading (dBuV)	Det	170531_3117[00168724]	5GHz_LP[dB]	DC Corr (dB)	Corrected Reading (dBuV/m)	Avg Limit (dBuV/m)	Margin (dB)	Peak Limit (dBuV/m)	Margin (dB)	UNII Non-Restricted (dBuV/m)	Margin (dB)	Azimuth (Degs)	Height (cm)	Polarity
* 3.7	42.68	PK-U	32.6	-25.5	0	49.78	-	-	74	-24.22	-	-	11	109	H
* 3.7	37.61	ADR	32.6	-25.5	0	44.71	54	-9.29	-	-	-	-	11	109	H
* 3.7	39.74	PK-U	32.6	-25.5	0	46.84	-	-	74	-27.16	-	-	204	120	V
* 3.7	30.47	ADR	32.6	-25.5	0	37.57	54	-16.43	-	-	-	-	204	120	V
* 7.4	30.26	ADR	35.9	-21.1	0	45.06	54	-8.94	-	-	-	-	220	137	V
* 7.4	33.49	ADR	35.9	-21.1	0	48.29	54	-5.71	-	-	-	-	354	386	H
* 7.4	37.38	PK-U	35.9	-21.1	0	52.18	-	-	74	-21.82	-	-	220	137	V
* 7.4	38.97	PK-U	35.9	-21.1	0	53.77	-	-	74	-20.23	-	-	354	386	H

* - indicates frequency in CFR15.205/IC7.2.2 Restricted Band

PK-U - U-NII: Maximum Peak

ADR - U-NII AD primary method, RMS average

UL Korea, Ltd. Confidential
This report shall not be reproduced except in full, without the written approval of UL Korea, Ltd.

MID CHANNEL(5590MHz) HORIZONTAL

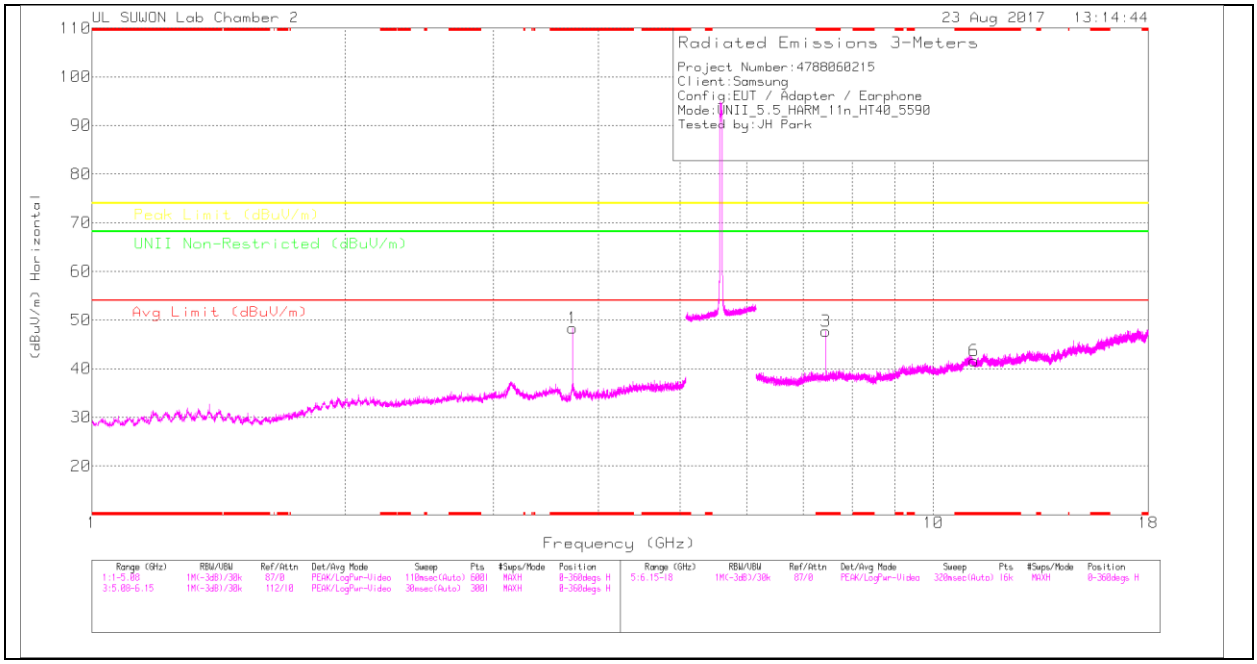

MID CHANNEL(5590MHz) VERTICAL

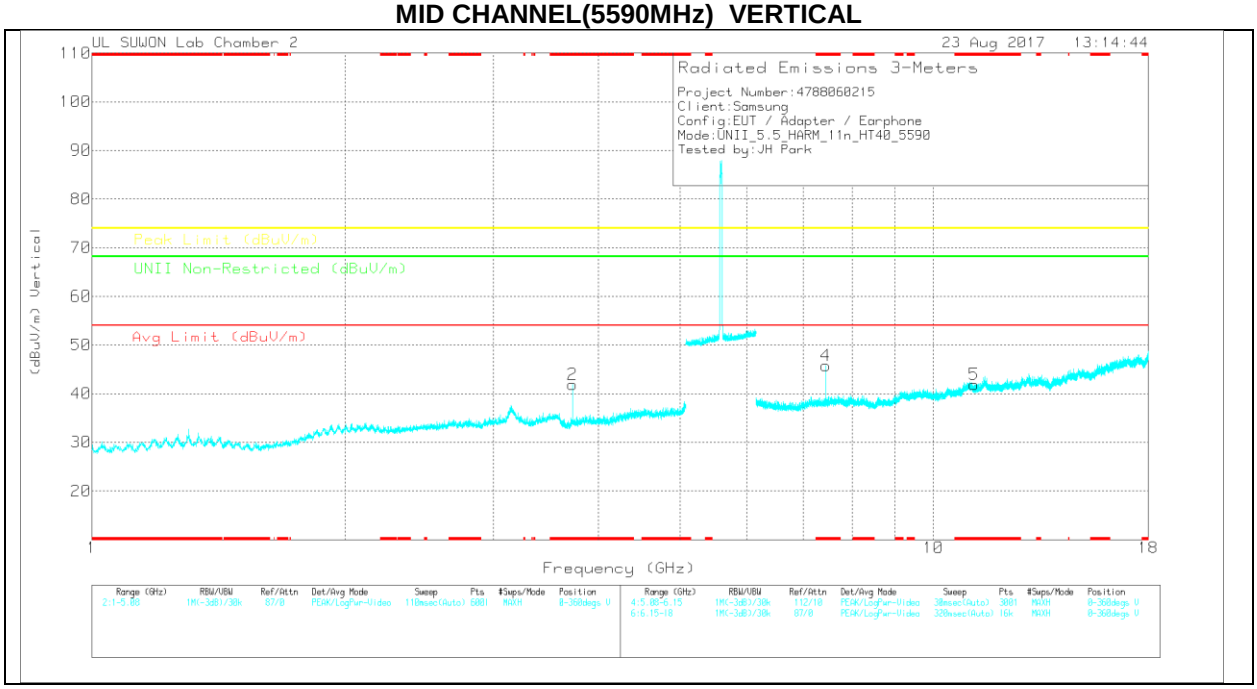

Note: Emission was scanned up to 40GHz; No emissions were detected above the noise floor which was at least 20dB below the specification limit.

UL Korea, Ltd. Confidential
This report shall not be reproduced except in full, without the written approval of UL Korea, Ltd.

MID CHANNEL(5590MHz) DATA

Trace Markers

Marker	Frequency (GHz)	Meter Reading (dBuV)	Det	170531_3117[00168724]	5GHz_LP[dB]	DC Corr (dB)	Corrected Reading (dBuV/m)	Avg Limit (dBuV/m)	Margin (dB)	Peak Limit (dBuV/m)	Margin (dB)	UNII Non-Restricted (dBuV/m)	Margin (dB)	Azimuth (Degs)	Height (cm)	Polarity
1	* 3.727	40.99	PK	32.8	-25.5	0	48.29	-	-	74	-25.71	-	-	0-360	150	H
2	* 3.727	34.57	PK	32.8	-25.5	0	41.87	-	-	74	-32.13	-	-	0-360	250	V
3	* 7.453	32.97	PK	35.9	-21.2	0	47.67	-	-	74	-26.33	-	-	0-360	150	H
6	* 11.178	19.89	PK	37.9	-16.2	0	41.59	-	-	74	-32.41	-	-	0-360	150	H
4	* 7.453	31.04	PK	35.9	-21.2	0	45.74	-	-	74	-28.26	-	-	0-360	150	V
5	* 11.181	20.25	PK	37.9	-16.3	0	41.85	-	-	74	-32.15	-	-	0-360	250	V

* - indicates frequency in CFR15.205/IC7.2.2 Restricted Band

PK – Peak Detector

Radiated Emissions

Frequency (GHz)	Meter Reading (dBuV)	Det	170531_3117[00168724]	5GHz_LP[dB]	DC Corr (dB)	Corrected Reading (dBuV/m)	Avg Limit (dBuV/m)	Margin (dB)	Peak Limit (dBuV/m)	Margin (dB)	UNII Non-Restricted (dBuV/m)	Margin (dB)	Azimuth (Degs)	Height (cm)	Polarity
* 3.726	45.59	PK-U	32.8	-25.5	0	52.89	-	-	74	-21.11	-	-	2	107	H
* 3.727	40.79	ADR	32.8	-25.5	0	48.09	54	-5.91	-	-	-	-	2	107	H
* 3.727	41.28	PK-U	32.8	-25.5	0	48.58	-	-	74	-25.42	-	-	204	103	V
* 3.727	32.15	ADR	32.8	-25.5	0	39.45	54	-14.55	-	-	-	-	204	103	V
* 7.453	30.53	ADR	35.9	-21.2	0	45.23	54	-8.77	-	-	-	-	142	122	V
* 7.453	32.43	ADR	35.9	-21.2	0	47.13	54	-6.87	-	-	-	-	351	382	H
* 7.453	37.18	PK-U	35.9	-21.2	0	51.88	-	-	74	-22.12	-	-	142	122	V
* 7.454	38.98	PK-U	35.9	-21.2	0	53.68	-	-	74	-20.32	-	-	351	382	H

* - indicates frequency in CFR15.205/IC7.2.2 Restricted Band

PK-U - U-NII: Maximum Peak

ADR - U-NII AD primary method, RMS average

UL Korea, Ltd. Confidential
This report shall not be reproduced except in full, without the written approval of UL Korea, Ltd.

HIGH CHANNEL HORIZONTAL

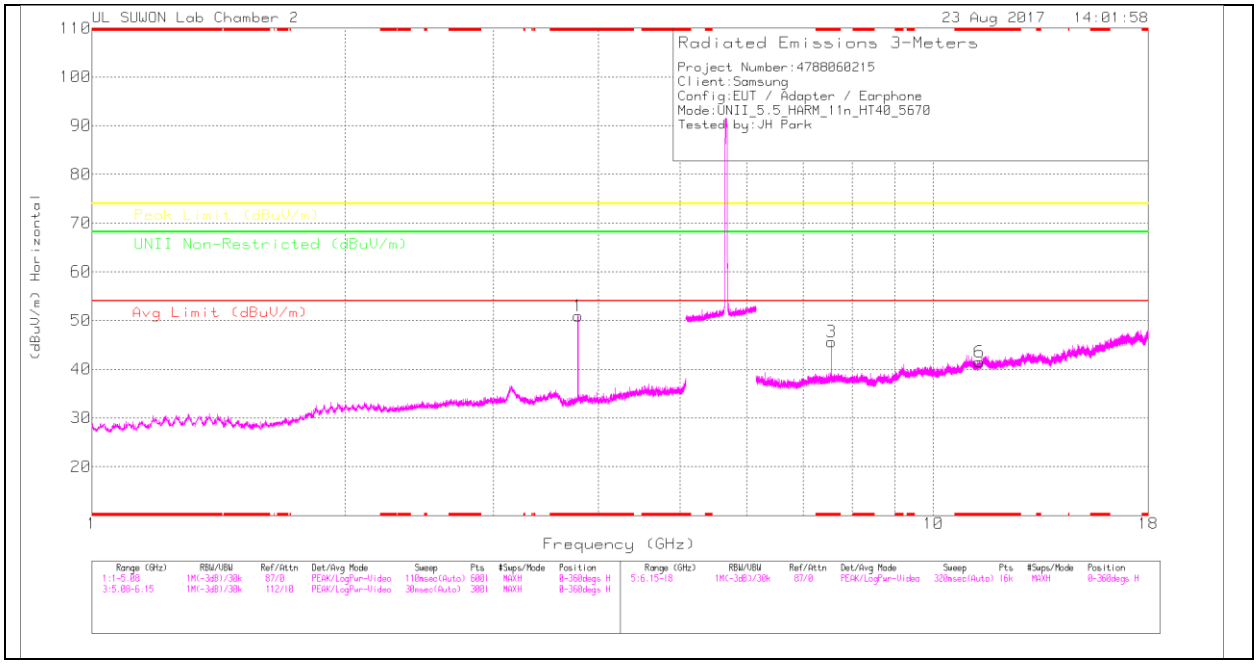

HIGH CHANNEL VERTICAL

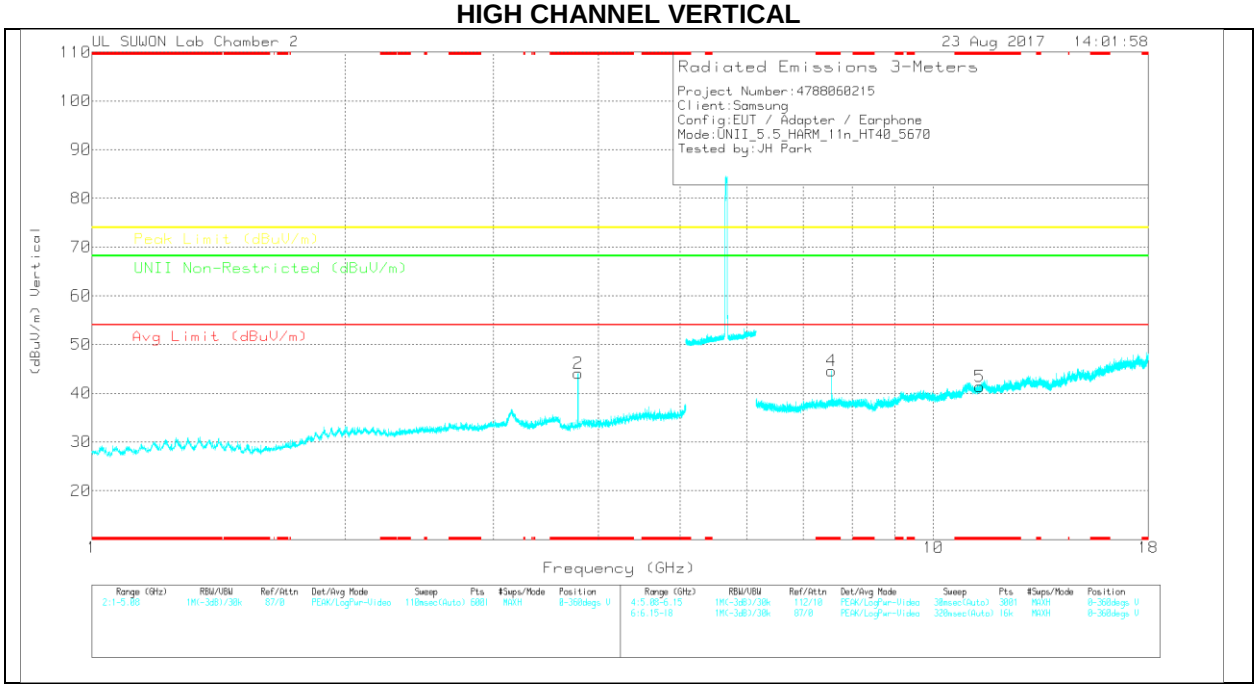

Note: Emission was scanned up to 40GHz; No emissions were detected above the noise floor which was at least 20dB below the specification limit.

UL Korea, Ltd. Confidential
This report shall not be reproduced except in full, without the written approval of UL Korea, Ltd.

HIGH CHANNEL DATA

Trace Markers

Marker	Frequency (GHz)	Meter Reading (dBuV)	Det	170531_3117[00168724]	5GHz_LP[dB]	DC Corr (dB)	Corrected Reading (dBuV/m)	Avg Limit (dBuV/m)	Margin (dB)	Peak Limit (dBuV/m)	Margin (dB)	UNII Non-Restricted (dBuV/m)	Margin (dB)	Azimuth (Degs)	Height (cm)	Polarity
1	* 3.781	43.66	PK	33	-25.7	0	50.96	-	-	74	-23.04	-	-	0-360	150	H
2	* 3.781	36.76	PK	33	-25.7	0	44.06	-	-	74	-29.94	-	-	0-360	250	V
3	* 7.559	30.23	PK	35.8	-20.4	0	45.63	-	-	74	-28.37	-	-	0-360	149	H
6	* 11.341	18.97	PK	38	-15.5	0	41.47	-	-	74	-32.53	-	-	0-360	250	H
4	* 7.559	29.16	PK	35.8	-20.4	0	44.56	-	-	74	-29.44	-	-	0-360	150	V
5	* 11.342	18.82	PK	38	-15.5	0	41.32	-	-	74	-32.68	-	-	0-360	250	V

* - indicates frequency in CFR15.205/IC7.2.2 Restricted Band

PK – Peak Detector

Radiated Emissions

Frequency (GHz)	Meter Reading (dBuV)	Det	170531_3117[00168724]	5GHz_LP[dB]	DC Corr (dB)	Corrected Reading (dBuV/m)	Avg Limit (dBuV/m)	Margin (dB)	Peak Limit (dBuV/m)	Margin (dB)	UNII Non-Restricted (dBuV/m)	Margin (dB)	Azimuth (Degs)	Height (cm)	Polarity
* 3.78	46.2	PK-U	33	-25.7	0	53.5	-	-	74	-20.5	-	-	0	148	H
* 3.78	42.6	ADR	33	-25.7	0	49.9	54	-4.1	-	-	-	-	0	148	H
* 3.78	41.97	PK-U	33	-25.7	0	49.27	-	-	74	-24.73	-	-	78	168	V
* 3.78	36.11	ADR	33	-25.7	0	43.41	54	-10.59	-	-	-	-	78	168	V
* 7.56	27.17	ADR	35.8	-20.4	0	42.57	54	-11.43	-	-	-	-	207	142	V
* 7.56	31.86	ADR	35.8	-20.4	0	47.26	54	-6.74	-	-	-	-	352	400	H
* 7.56	35.93	PK-U	35.8	-20.4	0	51.33	-	-	74	-22.67	-	-	207	142	V
* 7.56	38.15	PK-U	35.8	-20.4	0	53.55	-	-	74	-20.45	-	-	352	400	H

* - indicates frequency in CFR15.205/IC7.2.2 Restricted Band

PK-U - U-NII: Maximum Peak

ADR - U-NII AD primary method, RMS average

UL Korea, Ltd. Confidential
This report shall not be reproduced except in full, without the written approval of UL Korea, Ltd.

STRADDLE CHANNEL HORIZONTAL

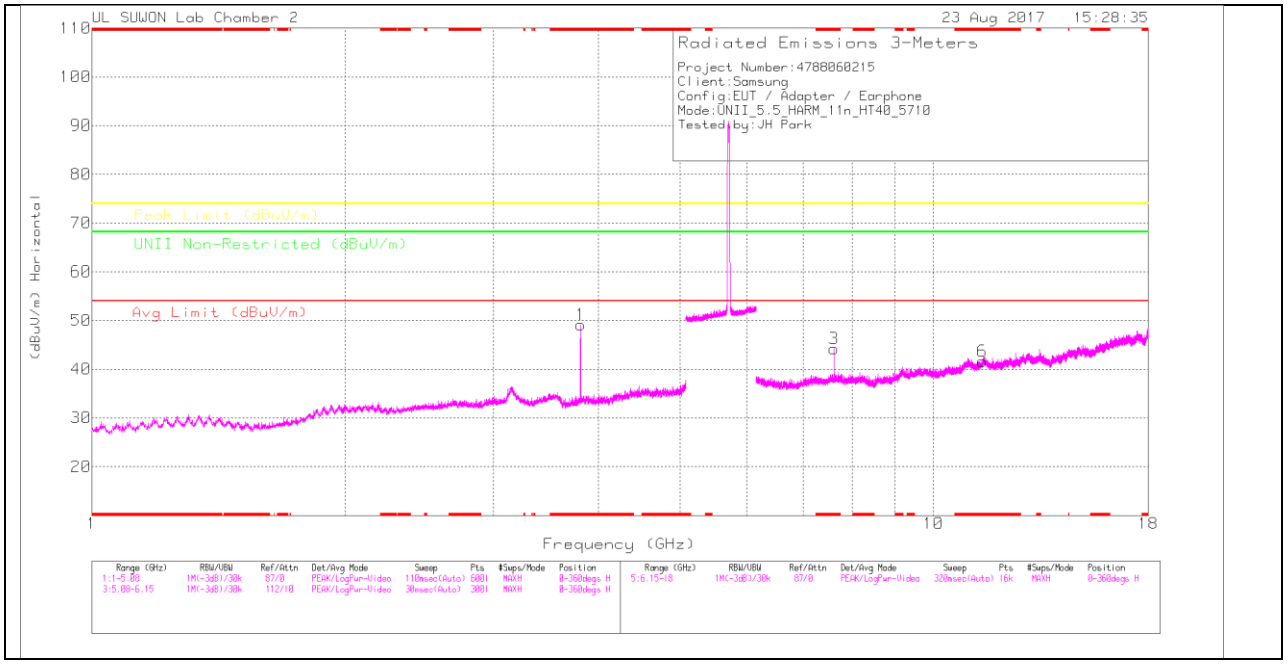

STRADDLE CHANNEL VERTICAL

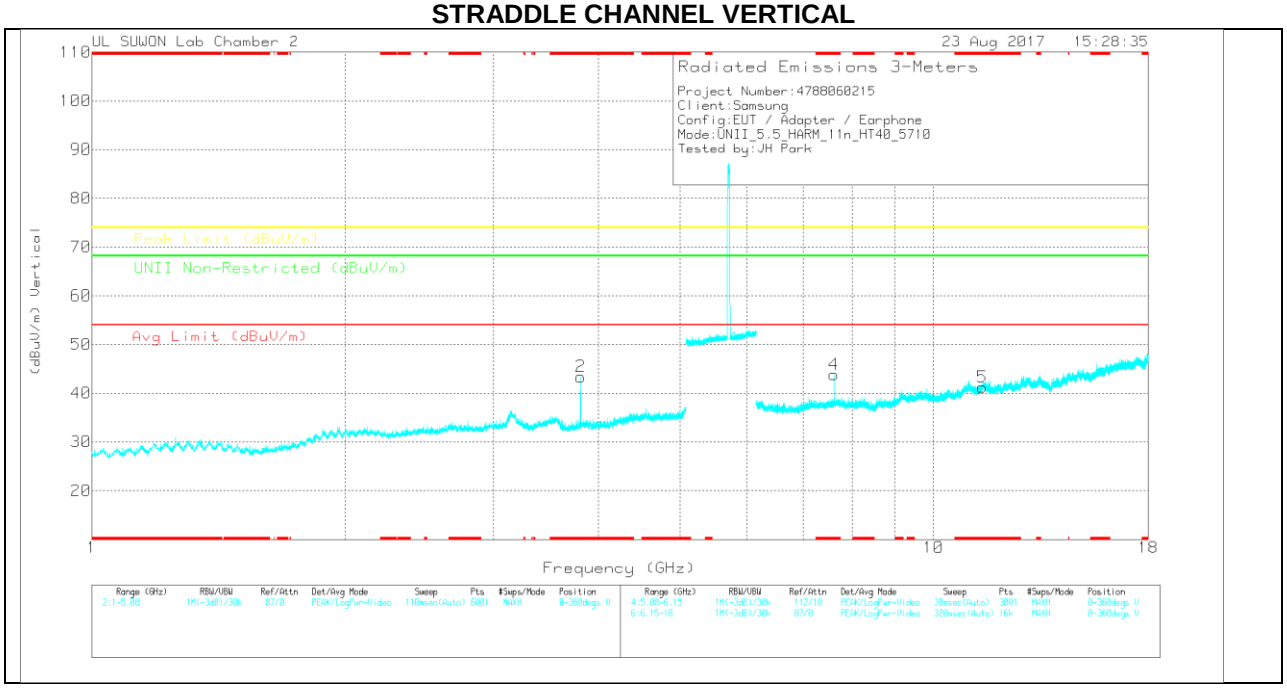

Note: Emission was scanned up to 40GHz; No emissions were detected above the noise floor which was at least 20dB below the specification limit.

UL Korea, Ltd. Confidential
This report shall not be reproduced except in full, without the written approval of UL Korea, Ltd.

STRADDLE CHANNEL DATA

Trace Markers

Marker	Frequency (GHz)	Meter Reading (dBuV)	Det	170531_3117[00168724]	5GHz_LP[dB]	DC Corr (dB)	Corrected Reading (dBuV/m)	Avg Limit (dBuV/m)	Margin (dB)	Peak Limit (dBuV/m)	Margin (dB)	UNII Non-Restricted (dBuV/m)	Margin (dB)	Azimuth (Degs)	Height (cm)	Polarity
1	* 3.807	41.55	PK	33	-25.4	0	49.15	-	-	74	-24.85	-	-	0-360	150	H
2	* 3.807	35.77	PK	33	-25.4	0	43.37	-	-	74	-30.63	-	-	0-360	250	V
3	* 7.613	28.85	PK	35.8	-20.4	0	44.25	-	-	74	-29.75	-	-	0-360	250	H
6	* 11.424	19.31	PK	38.1	-15.8	0	41.61	-	-	74	-32.39	-	-	0-360	250	H
4	* 7.613	28.38	PK	35.8	-20.4	0	43.78	-	-	74	-30.22	-	-	0-360	150	V
5	* 11.42	18.88	PK	38.1	-15.8	0	41.18	-	-	74	-32.82	-	-	0-360	250	V

* - indicates frequency in CFR15.205/IC7.2.2 Restricted Band

PK – Peak Detector

Radiated Emissions

Frequency (GHz)	Meter Reading (dBuV)	Det	170531_3117[00168724]	5GHz_LP[dB]	DC Corr (dB)	Corrected Reading (dBuV/m)	Avg Limit (dBuV/m)	Margin (dB)	Peak Limit (dBuV/m)	Margin (dB)	UNII Non-Restricted (dBuV/m)	Margin (dB)	Azimuth (Degs)	Height (cm)	Polarity
* 3.807	45.12	PK-U	33	-25.4	0	52.72	-	-	74	-21.28	-	-	359	164	H
* 3.807	40.27	ADR	33	-25.4	0	47.87	54	-6.13	-	-	-	-	359	164	H
* 3.807	41.42	PK-U	33	-25.4	0	49.02	-	-	74	-24.98	-	-	76	287	V
* 3.807	35.63	ADR	33	-25.4	0	43.23	54	-10.77	-	-	-	-	76	287	V
* 7.613	27.26	ADR	35.8	-20.4	0	42.66	54	-11.34	-	-	-	-	203	130	V
* 7.613	30.6	ADR	35.8	-20.4	0	46	54	-8	-	-	-	-	351	396	H
* 7.614	36.23	PK-U	35.8	-20.4	0	51.63	-	-	74	-22.37	-	-	203	130	V
* 7.613	37.11	PK-U	35.8	-20.4	0	52.51	-	-	74	-21.49	-	-	351	396	H

* - indicates frequency in CFR15.205/IC7.2.2 Restricted Band

PK-U - U-NII: Maximum Peak

ADR - U-NII AD primary method, RMS average

UL Korea, Ltd. Confidential
This report shall not be reproduced except in full, without the written approval of UL Korea, Ltd.

10.3.4. TX ABOVE 1GHz 802.11ac VHT80 MODE IN THE 5.5GHz BAND RESTRICTED BANDEDGE (LOW CHANNEL)

HORIZONTAL PEAK AND AVERAGE PLOT

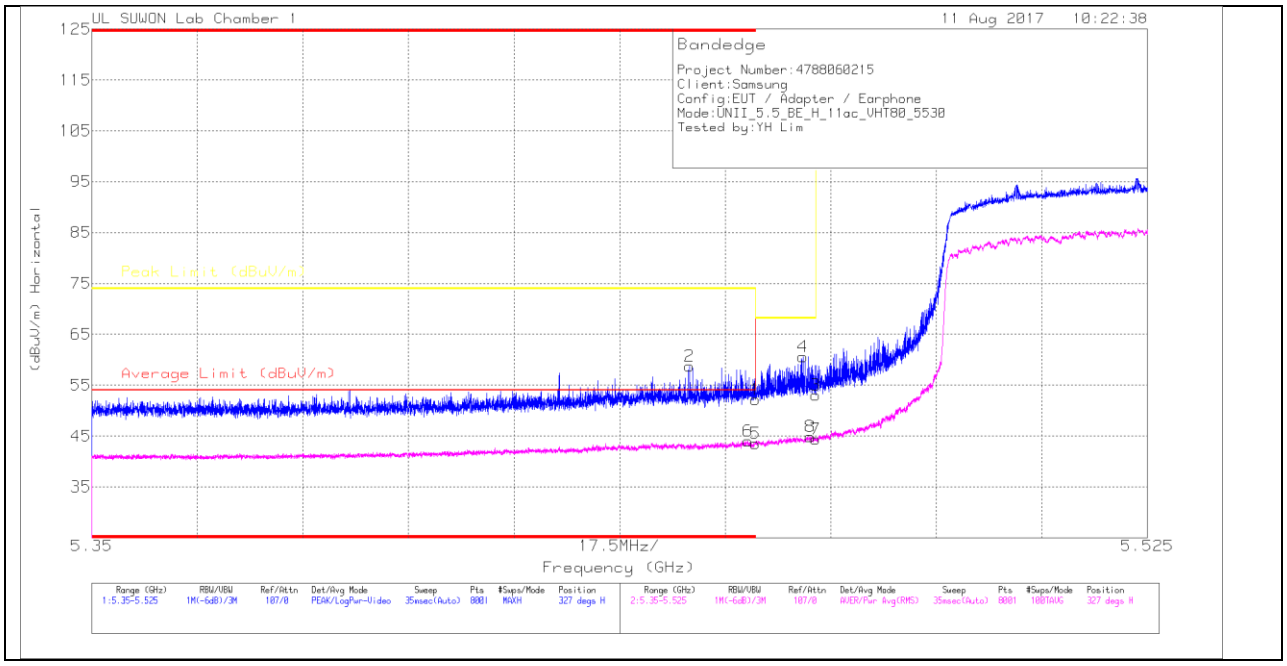

HORIZONTAL DATA

Trace Markers

Marker	Frequency (GHz)	Meter Reading (dBuV)	Det	20170531_3117_00168717	10dB_Att(dB)	DC Corr (dB)	Corrected Reading (dBuV/m)	Average Limit (dBuV/m)	Margin (dB)	Peak Limit (dBuV/m)	PK Margin (dB)	Azimuth (Degs)	Height (cm)	Polarity
1	* 5.46	41.03	Pk	34.3	-23.1	0	52.23	-	-	74	-21.77	327	110	H
2	* 5.449	47.74	Pk	34.3	-23.3	0	58.74	-	-	74	-15.26	327	110	H
3	5.47	41.84	Pk	34.3	-23.1	0	53.04	-	-	68.2	-15.16	327	110	H
4	5.468	49.4	Pk	34.3	-23.1	0	60.6	-	-	68.2	-7.6	327	110	H
5	* 5.46	31.83	RMS	34.3	-23.7	1.04	43.47	54	-10.53	-	-	327	110	H
6	* 5.459	32.43	RMS	34.3	-23.7	1.04	44.07	54	-9.93	-	-	327	110	H

* - indicates frequency in CFR15.205/IC7.2.2 Restricted Band

Pk - Peak detector

RMS - RMS detection

UL Korea, Ltd. Suwon Laboratory FORM ID: FCC_15E
218 Maeyeong-ro, Yeongtong-gu, Suwon-si, Gyeonggi-do, 16675 Korea TEL: (031) 337-9902,FAX: (031) 213-5433
UL Korea, Ltd. Confidential
This report shall not be reproduced except in full, without the written approval of UL Korea, Ltd.

VERTICAL PEAK AND AVERAGE PLOT

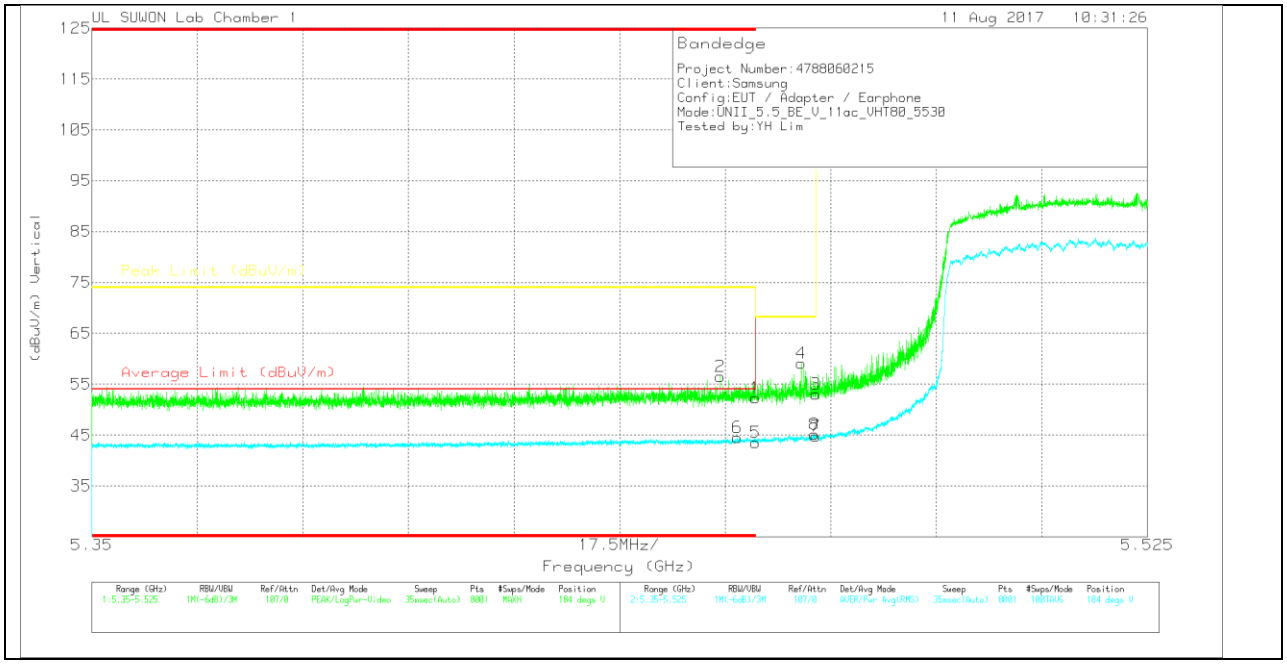

VERTICAL DATA

Trace Markers

Marker	Frequency (GHz)	Meter Reading (dBuV)	Det	20170531_3117_00168717	10dB_ATT(dB)_170809	DC Corr (dB)	Corrected Reading (dBuV/m)	Average Limit (dBuV/m)	Margin (dB)	Peak Limit (dBuV/m)	PK Margin (dB)	Azimuth (Degs)	Height (cm)	Polarity
1	* 5.46	39.54	Pk	34.3	-21.5	0	52.34	-	-	74	-21.66	184	100	V
2	* 5.454	43.74	Pk	34.3	-21.5	0	56.54	-	-	74	-17.46	184	100	V
3	5.47	40.28	Pk	34.3	-21.5	0	53.08	-	-	68.2	-15.12	184	100	V
4	5.468	46.43	Pk	34.3	-21.6	0	59.13	-	-	68.2	-9.07	184	100	V
5	* 5.46	29.66	RMS	34.3	-21.5	1.04	43.5	54	-10.5	-	-	184	100	V
6	* 5.457	30.76	RMS	34.3	-21.6	1.04	44.5	54	-9.5	-	-	184	100	V

* - indicates frequency in CFR15.205/IC7.2.2 Restricted Band

Pk - Peak detector

RMS - RMS detection

UL Korea, Ltd. Confidential
This report shall not be reproduced except in full, without the written approval of UL Korea, Ltd.

HARMONICS AND SPURIOUS EMISSIONS

LOW CHANNEL HORIZONTAL

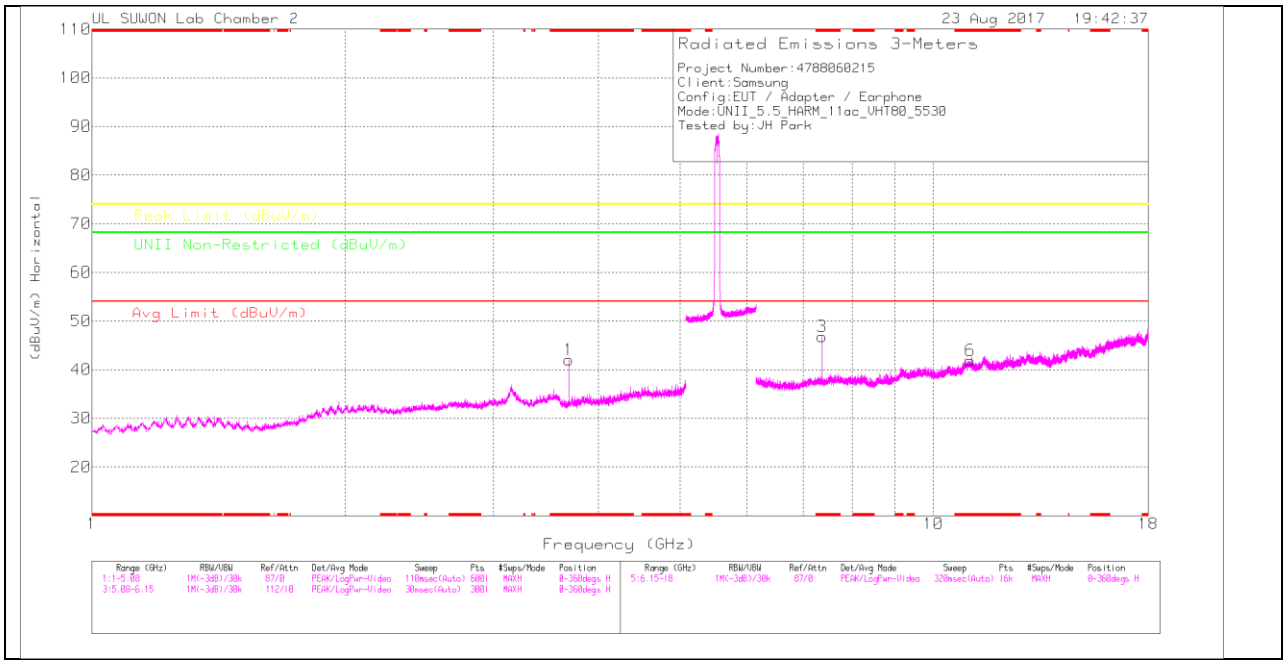

LOW CHANNEL VERTICAL

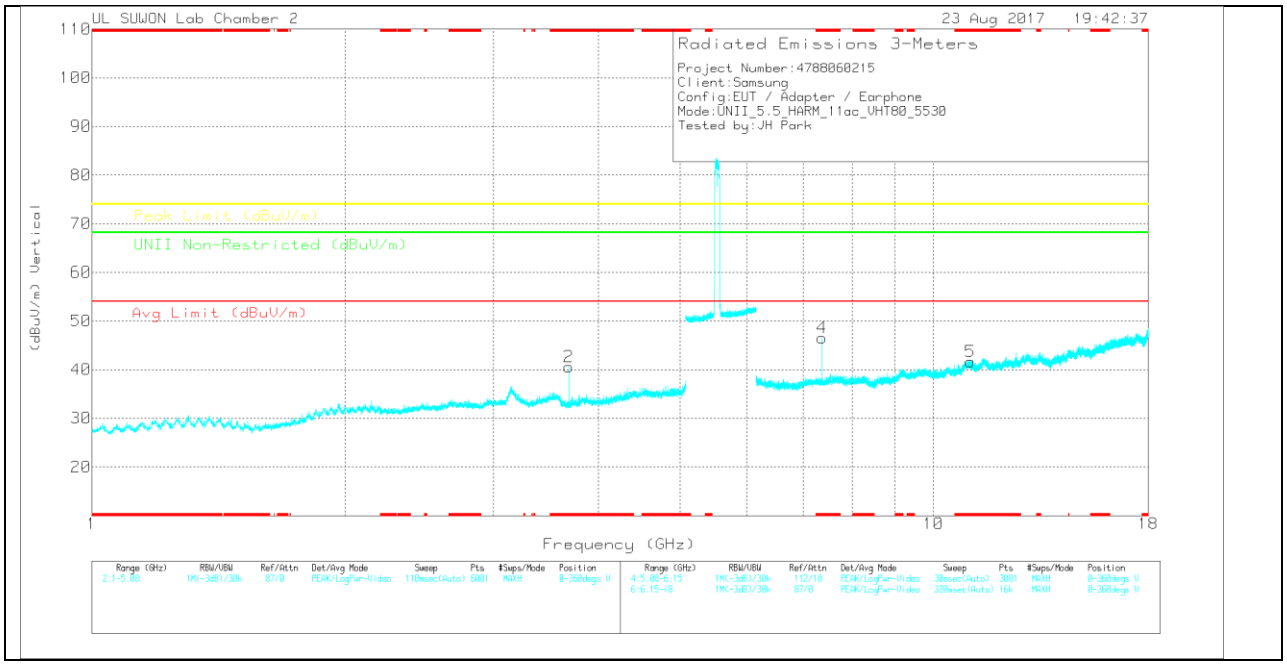

Note: Emission was scanned up to 40GHz; No emissions were detected above the noise floor which was at least 20dB below the specification limit.

UL Korea, Ltd. Confidential
This report shall not be reproduced except in full, without the written approval of UL Korea, Ltd.

LOW CHANNEL DATA

Trace Markers

Marker	Frequency (GHz)	Meter Reading (dBuV)	Det	170531_3117[00168724]	5GHz_LP[dB]	DC Corr (dB)	Corrected Reading (dBuV/m)	Avg Limit (dBuV/m)	Margin (dB)	Peak Limit (dBuV/m)	Margin (dB)	UNII Non-Restricted (dBuV/m)	Margin (dB)	Azimuth (Degs)	Height (cm)	Polarity
1	* 3.687	34.89	PK	32.6	-25.5	0	41.99	-	-	74	-32.01	-	-	0-360	250	H
2	* 3.687	33.54	PK	32.6	-25.5	0	40.64	-	-	74	-33.36	-	-	0-360	250	V
3	* 7.373	31.89	PK	35.9	-21	0	46.79	-	-	74	-27.21	-	-	0-360	250	H
6	* 11.062	20.13	PK	37.9	-16.1	0	41.93	-	-	74	-32.07	-	-	0-360	250	H
4	* 7.373	31.67	PK	35.9	-21	0	46.57	-	-	74	-27.43	-	-	0-360	150	V
5	* 11.059	19.88	PK	37.9	-16.2	0	41.58	-	-	74	-32.42	-	-	0-360	150	V

* - indicates frequency in CFR15.205/IC7.2.2 Restricted Band

PK – Peak Detector

Radiated Emissions

Frequency (GHz)	Meter Reading (dBuV)	Det	170531_3117[00168724]	5GHz_LP[dB]	DC Corr (dB)	Corrected Reading (dBuV/m)	Avg Limit (dBuV/m)	Margin (dB)	Peak Limit (dBuV/m)	Margin (dB)	UNII Non-Restricted (dBuV/m)	Margin (dB)	Azimuth (Degs)	Height (cm)	Polarity
* 3.687	42.24	PK-U	32.6	-25.5	0	49.34	-	-	74	-24.66	-	-	10	109	H
* 3.687	35.52	ADR	32.6	-25.5	0	42.62	54	-11.38	-	-	-	-	10	109	H
* 3.687	39.82	PK-U	32.6	-25.5	0	46.92	-	-	74	-27.08	-	-	191	173	V
* 3.687	29.23	ADR	32.6	-25.5	0	36.33	54	-17.67	-	-	-	-	191	173	V
* 7.373	29.8	ADR	35.9	-21	0	44.7	54	-9.3	-	-	-	-	214	135	V
* 7.373	30.72	ADR	35.9	-21	0	45.62	54	-8.38	-	-	-	-	21	142	H
* 7.373	37.33	PK-U	35.9	-21	0	52.23	-	-	74	-21.77	-	-	214	135	V
* 7.374	37.38	PK-U	35.9	-21	0	52.28	-	-	74	-21.72	-	-	21	142	H

* - indicates frequency in CFR15.205/IC7.2.2 Restricted Band

PK-U - U-NII: Maximum Peak

ADR - U-NII AD primary method, RMS average

UL Korea, Ltd. Confidential
This report shall not be reproduced except in full, without the written approval of UL Korea, Ltd.

STRADDLE CHANNEL HORIZONTAL

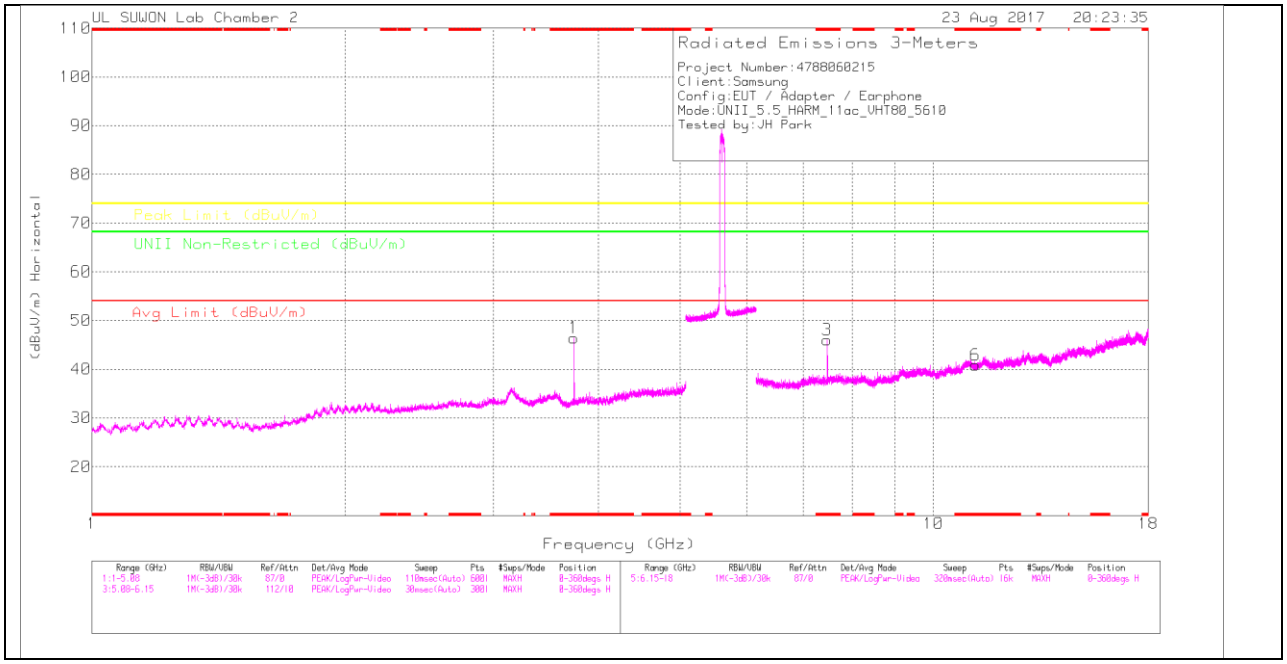

STRADDLE CHANNEL VERTICAL

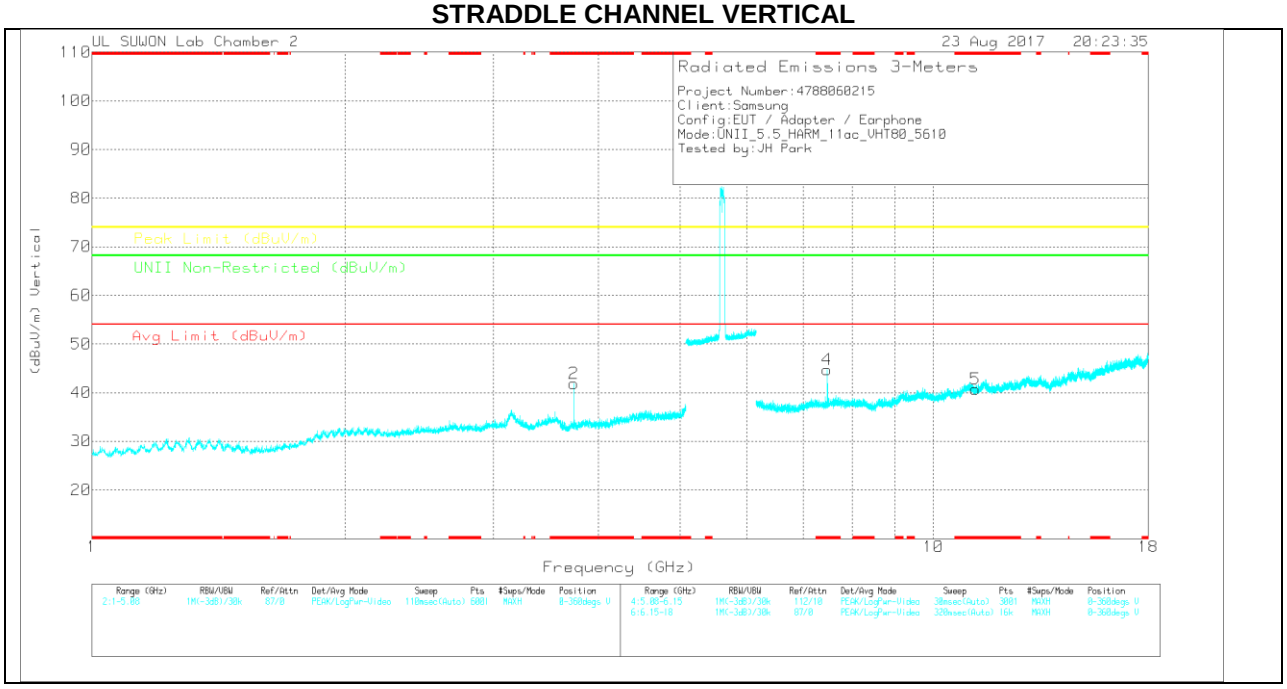

Note: Emission was scanned up to 40GHz; No emissions were detected above the noise floor which was at least 20dB below the specification limit.

UL Korea, Ltd. Confidential
This report shall not be reproduced except in full, without the written approval of UL Korea, Ltd.

STRADDLE CHANNEL DATA

Trace Markers

Marker	Frequency (GHz)	Meter Reading (dBuV)	Det	170531_3117[00168724]	5GHz_LP[dB]	DC Corr (dB)	Corrected Reading (dBuV/m)	Avg Limit (dBuV/m)	Margin (dB)	Peak Limit (dBuV/m)	Margin (dB)	UNII Non-Restricted (dBuV/m)	Margin (dB)	Azimuth (Degs)	Height (cm)	Polarity
1	* 3.74	39.37	PK	32.8	-25.7	0	46.47	-	-	74	-27.53	-	-	0-360	150	H
2	* 3.74	34.8	PK	32.8	-25.7	0	41.9	-	-	74	-32.1	-	-	0-360	250	V
3	* 7.479	31.26	PK	35.8	-21	0	46.06	-	-	74	-27.94	-	-	0-360	150	H
6	* 11.218	19.18	PK	37.9	-16.2	0	40.88	-	-	74	-33.12	-	-	0-360	150	H
4	* 7.48	29.88	PK	35.8	-21	0	44.68	-	-	74	-29.32	-	-	0-360	150	V
5	* 11.222	18.96	PK	37.9	-16.1	0	40.76	-	-	74	-33.24	-	-	0-360	150	V

* - indicates frequency in CFR15.205/IC7.2.2 Restricted Band

PK – Peak Detector

Radiated Emissions

Frequency (GHz)	Meter Reading (dBuV)	Det	170531_3117[00168724]	5GHz_LP[dB]	DC Corr (dB)	Corrected Reading (dBuV/m)	Avg Limit (dBuV/m)	Margin (dB)	Peak Limit (dBuV/m)	Margin (dB)	UNII Non-Restricted (dBuV/m)	Margin (dB)	Azimuth (Degs)	Height (cm)	Polarity
* 3.74	44.08	PK-U	32.8	-25.7	0	51.18	-	-	74	-22.82	-	-	4	400	H
* 3.74	39.48	ADR	32.8	-25.7	0	46.58	54	-7.42	-	-	-	-	4	400	H
* 3.74	40.88	PK-U	32.8	-25.7	0	47.98	-	-	74	-26.02	-	-	65	111	V
* 3.74	34.49	ADR	32.8	-25.7	0	41.59	54	-12.41	-	-	-	-	65	111	V
* 7.48	31.69	ADR	35.8	-21	0	46.49	54	-7.51	-	-	-	-	210	141	V
* 7.48	30.65	ADR	35.8	-21	0	45.45	54	-8.55	-	-	-	-	352	377	H
* 7.48	38.17	PK-U	35.8	-21	0	52.97	-	-	74	-21.03	-	-	210	141	V
* 7.48	38.19	PK-U	35.8	-21	0	52.99	-	-	74	-21.01	-	-	352	377	H

* - indicates frequency in CFR15.205/IC7.2.2 Restricted Band

PK-U - U-NII: Maximum Peak

ADR - U-NII AD primary method, RMS average

UL Korea, Ltd. Confidential
This report shall not be reproduced except in full, without the written approval of UL Korea, Ltd.

10.4. 5.8 GHz

10.4.1. TX ABOVE 1GHz 802.11a MODE IN THE 5.8GHz BAND BANDEDGE (LOW CHANNEL)

HORIZONTAL PEAK PLOT

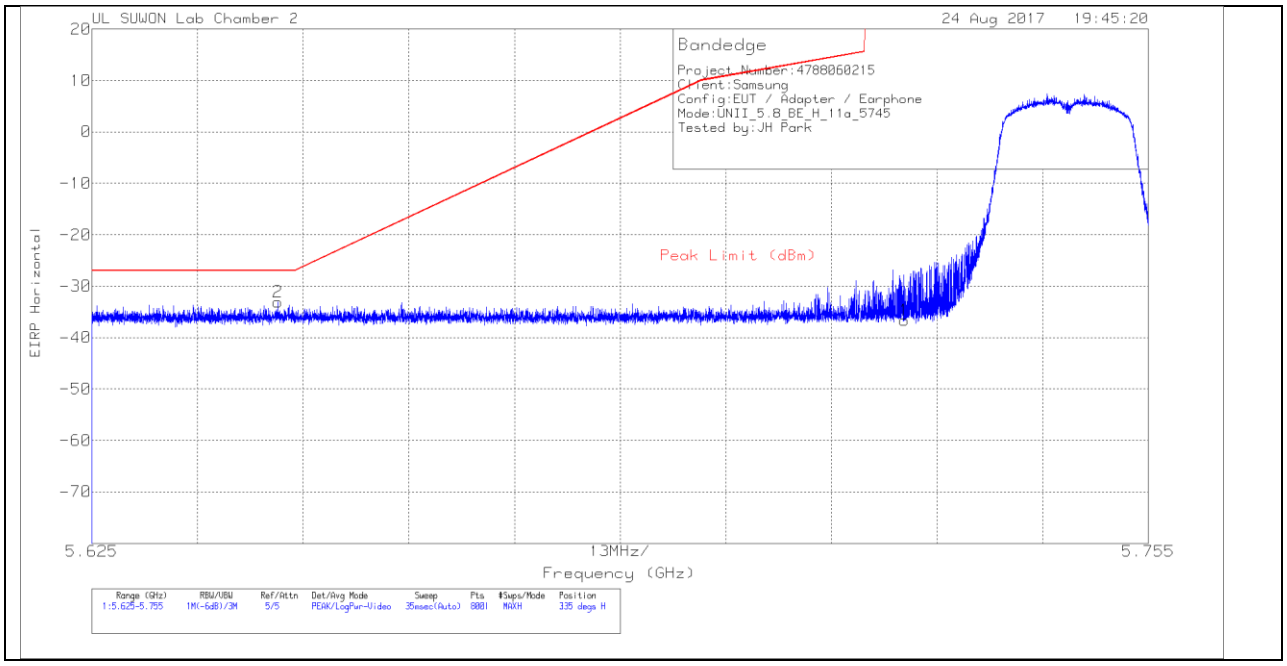

HORIZONTAL DATA

Trace Markers

Marker	Frequency (GHz)	Meter Reading (dBm)	Det	170531_3117[00168724]	Path_2_10dB	Conversion Factor (dB)	DC Corr (dB)	Corrected Reading EIRP	Peak Limit (dBm)	PK Margin (dB)	Azimuth (Degs)	Height (cm)	Polarity
1	5.725	-67.32	Pk	34.5	-15.6	11.8	0	-36.62	278.26	-314.88	335	398	H
2	5.648	-63.54	Pk	34.4	-15.7	11.8	0	-33.04	-27	-6.04	335	398	H

Pk - Peak detector

UL Korea, Ltd. Confidential
This report shall not be reproduced except in full, without the written approval of UL Korea, Ltd.

VERTICAL PEAK PLOT

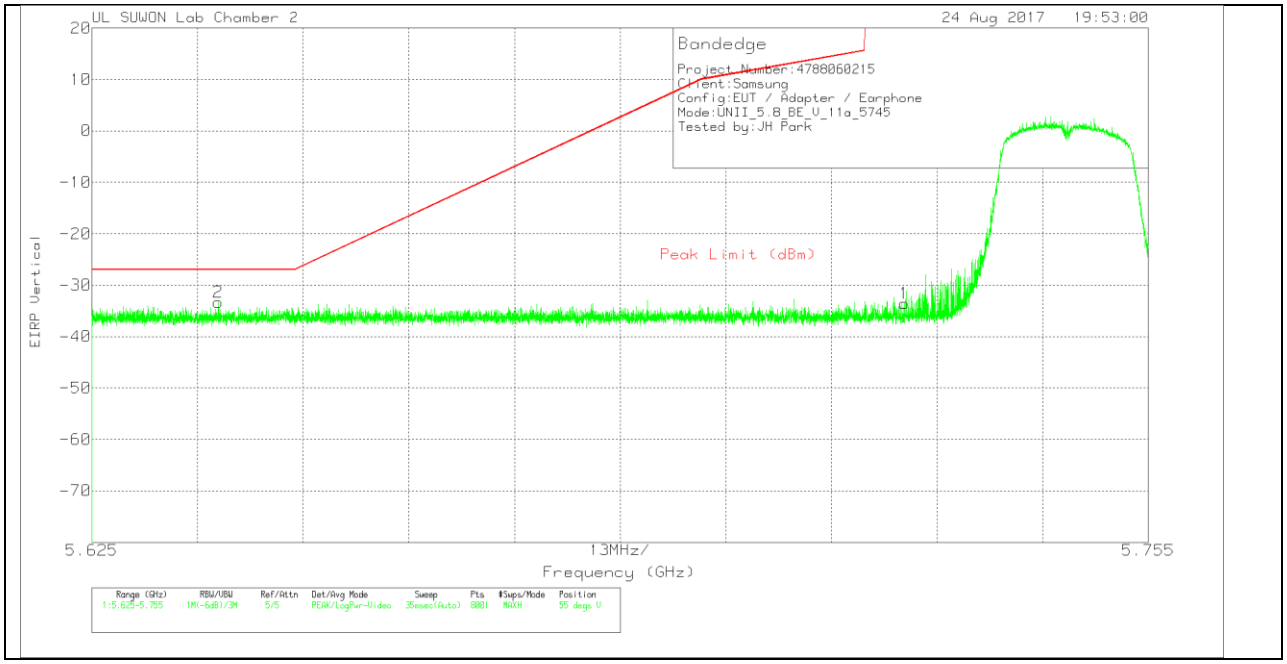

VERTICAL DATA

Trace Markers

Marker	Frequency (GHz)	Meter Reading (dBm)	Det	170531_3117[00168724]	Path_2_10 dB	Conversion Factor (dB)	DC Corr (dB)	Corrected Reading EIRP	Peak Limit (dBm)	PK Margin (dB)	Azimuth (Degs)	Height (cm)	Polarity
1	5.725	-64.27	Pk	34.5	-15.6	11.8	0	-33.57	278.26	-311.83	55	100	V
2	5.641	-63.85	Pk	34.4	-15.7	11.8	0	-33.35	-27	-6.35	55	100	V

Pk - Peak detector

UL Korea, Ltd. Confidential
This report shall not be reproduced except in full, without the written approval of UL Korea, Ltd.

BANDEDGE (HIGH CHANNEL)

HORIZONTAL PEAK PLOT

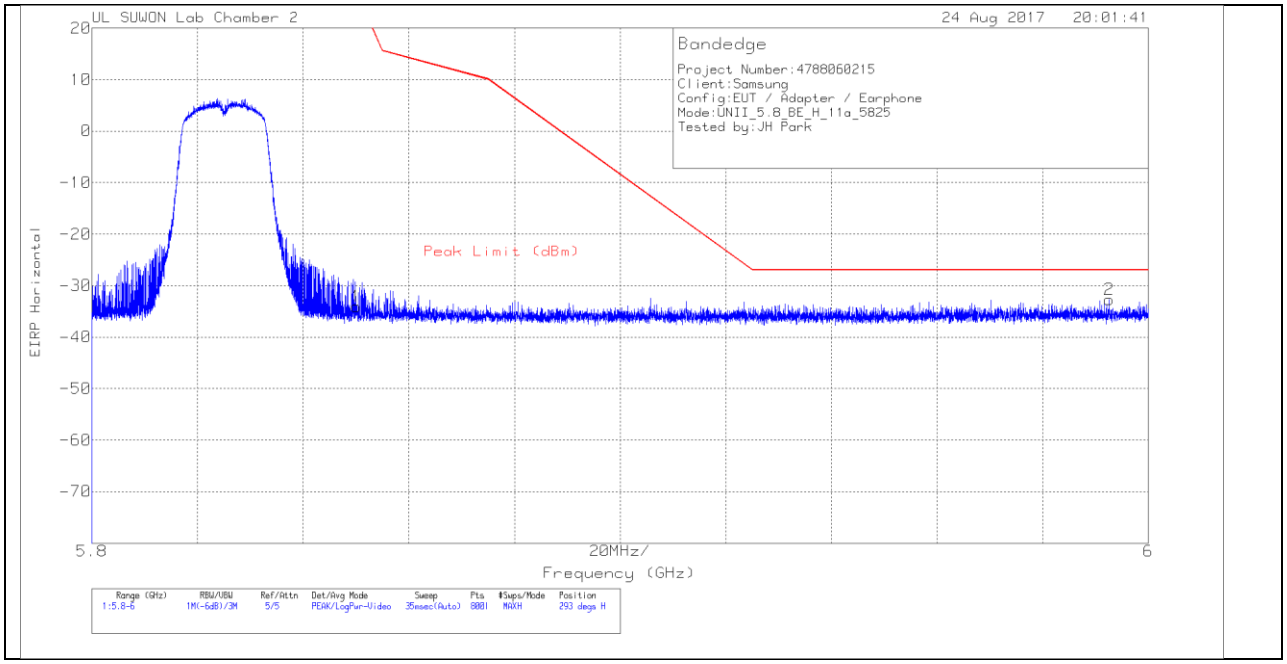

HORIZONTAL DATA

Trace Markers

Marker	Frequency (GHz)	Meter Reading (dBm)	Det	170531_3117[00168724]	Path_2_10 dB	Conversion Factor (dB)	DC Corr (dB)	Corrected Reading EIRP	Peak Limit (dBm)	PK Margin (dB)	Azimuth (Degs)	Height (cm)	Polarity
1	5.85	-64.81	Pk	34.5	-15.5	11.8	0	-34.01	26.94	-60.95	293	139	H
2	5.993	-63.95	Pk	34.8	-15.4	11.8	0	-32.75	-27	-5.75	293	139	H

Pk - Peak detector

UL Korea, Ltd. Suwon Laboratory FORM ID: FCC_15E
218 Maeyeong-ro, Yeongtong-gu, Suwon-si, Gyeonggi-do, 16675 Korea TEL: (031) 337-9902,FAX: (031) 213-5433
UL Korea, Ltd. Confidential
This report shall not be reproduced except in full, without the written approval of UL Korea, Ltd.

VERTICAL PEAK PLOT

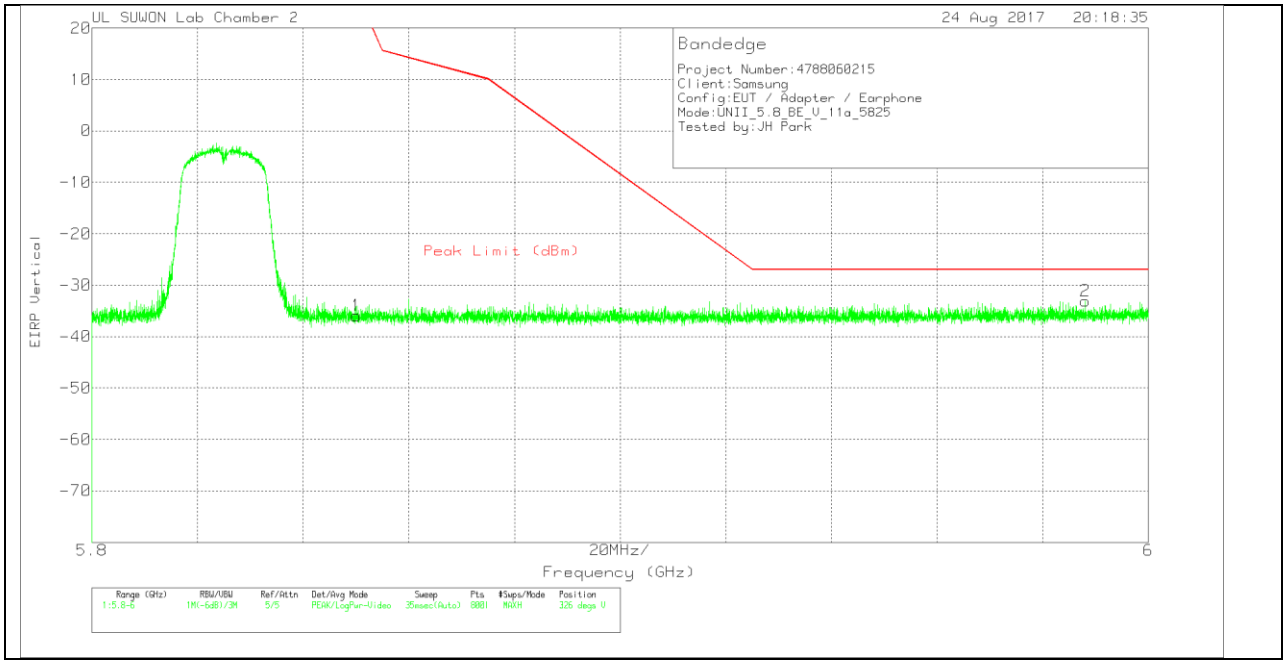

VERTICAL DATA

Trace Markers

Marker	Frequency (GHz)	Meter Reading (dBm)	Det	170531_3117[00168724]	Path_2_10 dB	Conversion Factor (dB)	DC Corr (dB)	Corrected Reading EIRP	Peak Limit (dBm)	PK Margin (dB)	Azimuth (Degs)	Height (cm)	Polarity
1	5.85	-66.74	Pk	34.5	-15.5	11.8	0	-35.94	26.94	-62.88	326	205	V
2	5.988	-64.25	Pk	34.8	-15.4	11.8	0	-33.05	-27	-6.05	326	205	V

Pk - Peak detector

UL Korea, Ltd. Confidential
This report shall not be reproduced except in full, without the written approval of UL Korea, Ltd.

LOW CHANNEL HORIZONTAL

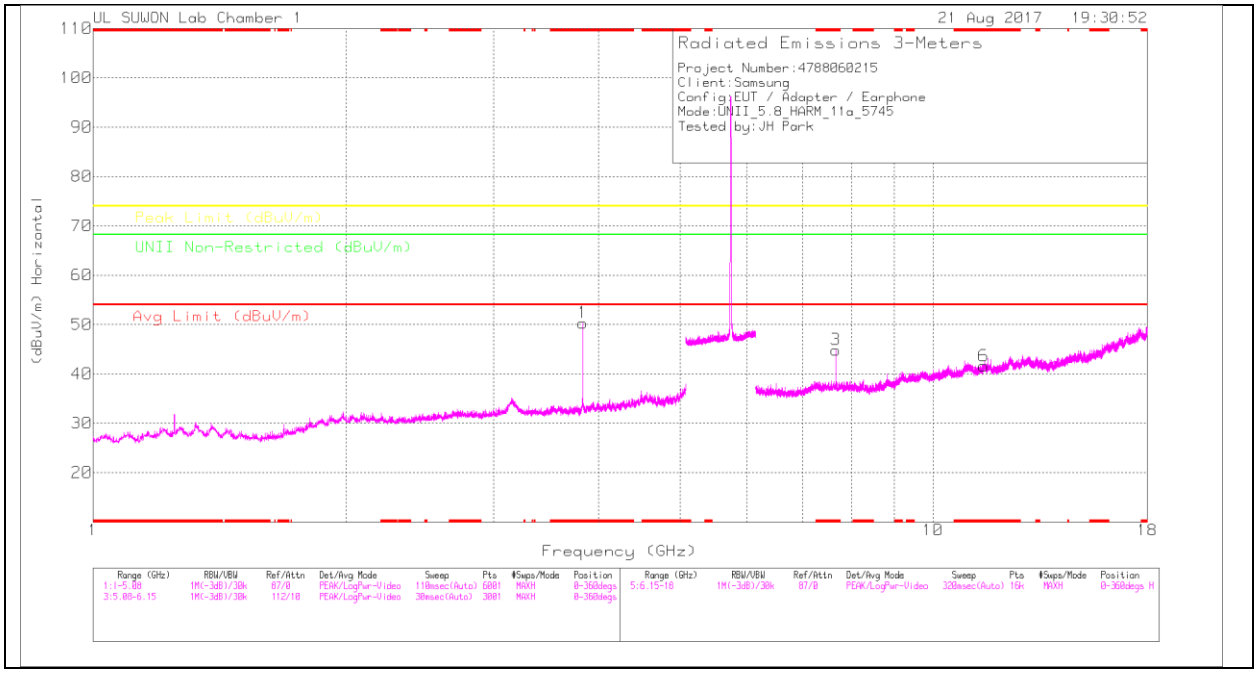

LOW CHANNEL VERTICAL

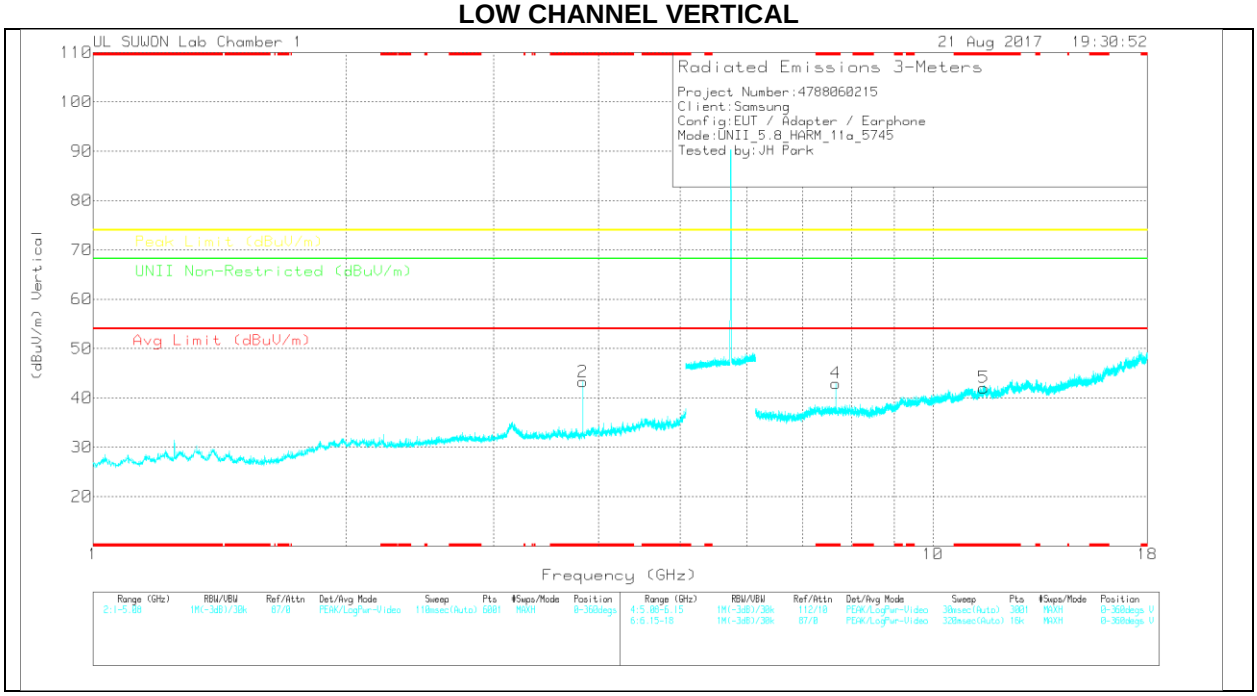

Note: Emission was scanned up to 40GHz; No emissions were detected above the noise floor which was at least 20dB below the specification limit.

UL Korea, Ltd. Confidential
This report shall not be reproduced except in full, without the written approval of UL Korea, Ltd.

LOW CHANNEL DATA

Trace Markers

Marker	Frequency (GHz)	Meter Reading (dBuV)	Det	20170531_3117_00168717	5GHz_LP(dB)_170809	DC Corr (dB)	Corrected Reading (dBuV/m)	Avg Limit (dBuV/m)	Margin (dB)	Peak Limit (dBuV/m)	Margin (dB)	UNII Non-Restricted (dBuV/m)	Margin (dB)	Azimuth (Degs)	Height (cm)	Polarity
1	* 3.83	50.25	PK	33.1	-33	0	50.35	-	-	74	-23.65	-	-	0-360	150	H
2	* 3.83	43.16	PK	33.1	-33	0	43.26	-	-	74	-30.74	-	-	0-360	250	V
3	* 7.659	36.27	PK	35.8	-27.2	0	44.87	-	-	74	-29.13	-	-	0-360	150	H
6	* 11.494	26.24	PK	38.2	-22.8	0	41.64	-	-	74	-32.36	-	-	0-360	250	H
4	* 7.659	34.36	PK	35.8	-27.2	0	42.96	-	-	74	-31.04	-	-	0-360	150	V
5	* 11.492	26.68	PK	38.2	-22.8	0	42.08	-	-	74	-31.92	-	-	0-360	250	V

* - indicates frequency in CFR15.205/IC7.2.2 Restricted Band

PK – Peak Detector

Radiated Emissions

Frequency (GHz)	Meter Reading (dBuV)	Det	20170531_3117_00168717	5GHz_LP(dB)_170809	DC Corr (dB)	Corrected Reading (dBuV/m)	Avg Limit (dBuV/m)	Margin (dB)	Peak Limit (dBuV/m)	Margin (dB)	UNII Non-Restricted (dBuV/m)	Margin (dB)	Azimuth (Degs)	Height (cm)	Polarity
* 3.83	54.16	PK-U	33.1	-33	0	54.26	-	-	74	-19.74	-	-	9	375	H
* 3.83	50.68	ADR	33.1	-33	0	50.78	54	-3.22	-	-	-	-	9	375	H
* 3.83	49.62	PK-U	33.1	-33	0	49.72	-	-	74	-24.28	-	-	204	100	V
* 3.83	44.53	ADR	33.1	-33	0	44.63	54	-9.37	-	-	-	-	204	100	V
* 7.66	31.7	ADR	35.8	-27.1	0	40.4	54	-13.6	-	-	-	-	217	114	V
* 7.66	36.86	ADR	35.8	-27.1	0	45.56	54	-8.44	-	-	-	-	352	312	H
* 7.66	41.11	PK-U	35.8	-27.1	0	49.81	-	-	74	-24.19	-	-	217	114	V
* 7.66	43.74	PK-U	35.8	-27.1	0	52.44	-	-	74	-21.56	-	-	352	312	H

* - indicates frequency in CFR15.205/IC7.2.2 Restricted Band

PK-U - U-NII: Maximum Peak

ADR - U-NII AD primary method, RMS average

UL Korea, Ltd. Confidential
This report shall not be reproduced except in full, without the written approval of UL Korea, Ltd.

MID CHANNEL HORIZONTAL

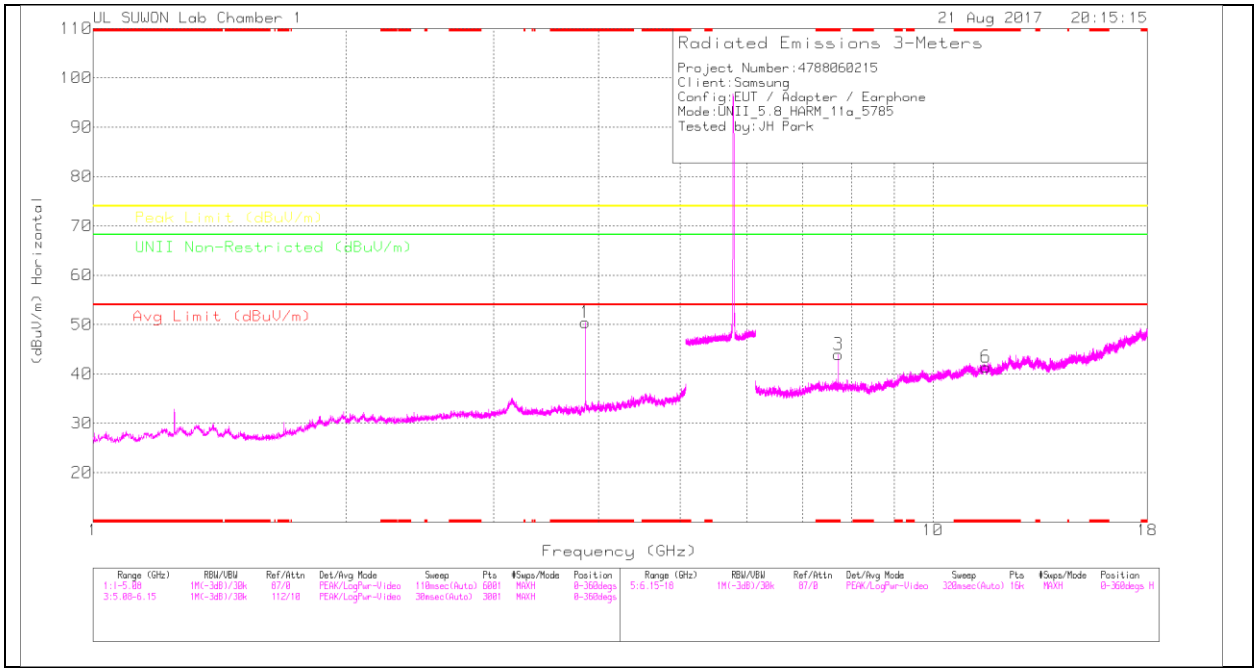

MID CHANNEL VERTICAL

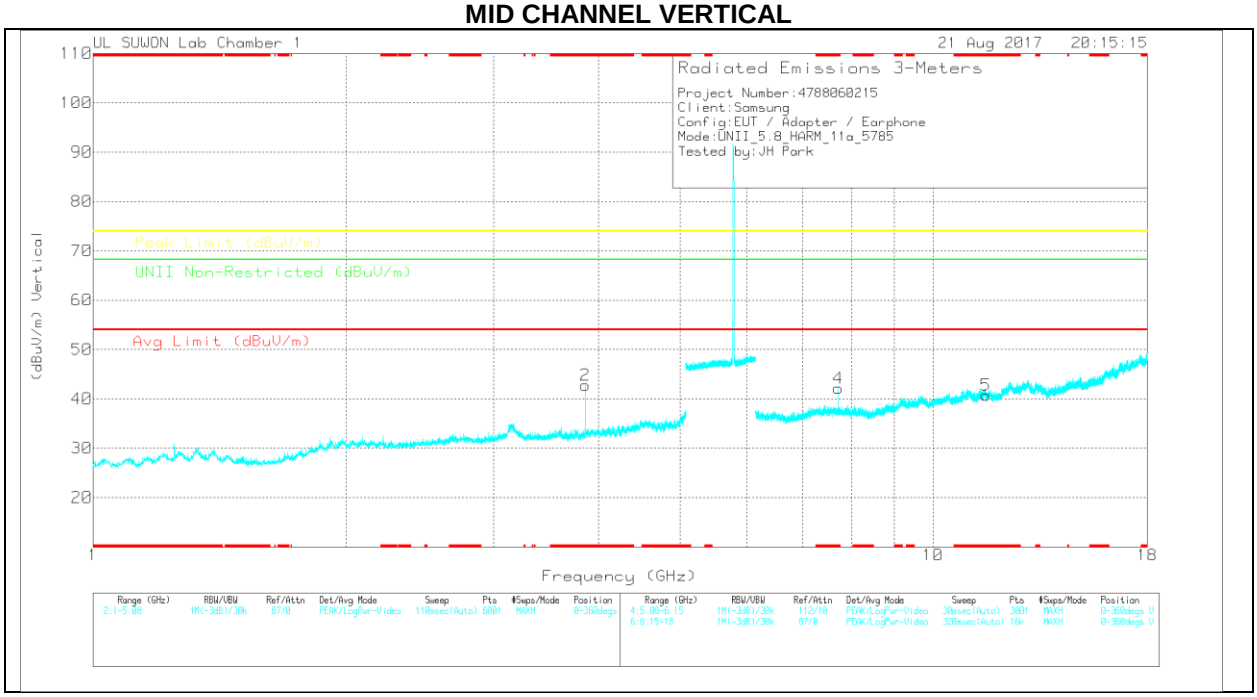

Note: Emission was scanned up to 40GHz; No emissions were detected above the noise floor which was at least 20dB below the specification limit.

UL Korea, Ltd. Confidential
This report shall not be reproduced except in full, without the written approval of UL Korea, Ltd.

MID CHANNEL DATA

Trace Markers

Marker	Frequency (GHz)	Meter Reading (dBuV)	Det	20170531_3117_00168717	5GHz_LP(dB)_170809	DC Corr (dB)	Corrected Reading (dBuV/m)	Avg Limit (dBuV/m)	Margin (dB)	Peak Limit (dBuV/m)	Margin (dB)	UNII Non-Restricted (dBuV/m)	Margin (dB)	Azimuth (Degs)	Height (cm)	Polarity
1	* 3.857	50.26	PK	33.1	-32.9	0	50.46	-	-	74	-23.54	-	-	0-360	150	H
2	* 3.857	42.55	PK	33.1	-32.9	0	42.75	-	-	74	-31.25	-	-	0-360	250	V
3	* 7.713	35.26	PK	35.7	-27	0	43.96	-	-	74	-30.04	-	-	0-360	250	H
6	* 11.567	26.13	PK	38.2	-22.9	0	41.43	-	-	74	-32.57	-	-	0-360	250	H
4	* 7.713	33.43	PK	35.7	-27	0	42.13	-	-	74	-31.87	-	-	0-360	150	V
5	* 11.57	25.43	PK	38.2	-22.9	0	40.73	-	-	74	-33.27	-	-	0-360	150	V

* - indicates frequency in CFR15.205/IC7.2.2 Restricted Band

PK – Peak Detector

Radiated Emissions

Frequency (GHz)	Meter Reading (dBuV)	Det	20170531_3117_00168717	5GHz_LP(dB)_170809	DC Corr (dB)	Corrected Reading (dBuV/m)	Avg Limit (dBuV/m)	Margin (dB)	Peak Limit (dBuV/m)	Margin (dB)	UNII Non-Restricted (dBuV/m)	Margin (dB)	Azimuth (Degs)	Height (cm)	Polarity
* 3.857	54.31	PK-U	33.1	-32.9	0	54.51	-	-	74	-19.49	-	-	7	372	H
* 3.857	50.21	ADR	33.1	-32.9	0	50.41	54	-3.59	-	-	-	-	7	372	H
* 3.857	49.34	PK-U	33.1	-32.9	0	49.54	-	-	74	-24.46	-	-	87	380	V
* 3.857	44.07	ADR	33.1	-32.9	0	44.27	54	-9.73	-	-	-	-	87	380	V
* 7.713	33.12	ADR	35.7	-27	0	41.82	54	-12.18	-	-	-	-	212	108	V
* 7.713	35.99	ADR	35.7	-27	0	44.69	54	-9.31	-	-	-	-	352	306	H
* 7.713	41.67	PK-U	35.7	-27	0	50.37	-	-	74	-23.63	-	-	212	108	V
* 7.713	43.9	PK-U	35.7	-27	0	52.6	-	-	74	-21.4	-	-	352	306	H

* - indicates frequency in CFR15.205/IC7.2.2 Restricted Band

PK-U - U-NII: Maximum Peak

ADR - U-NII AD primary method, RMS average

UL Korea, Ltd. Confidential
This report shall not be reproduced except in full, without the written approval of UL Korea, Ltd.

HIGH CHANNEL HORIZONTAL

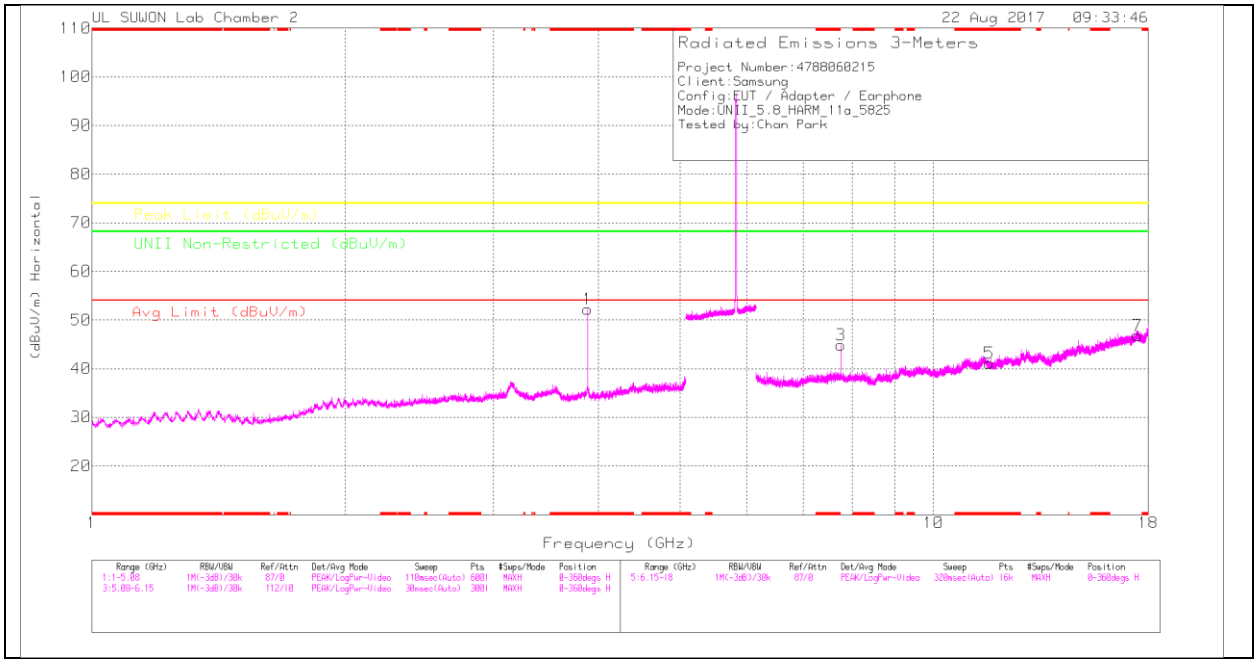

HIGH CHANNEL VERTICAL

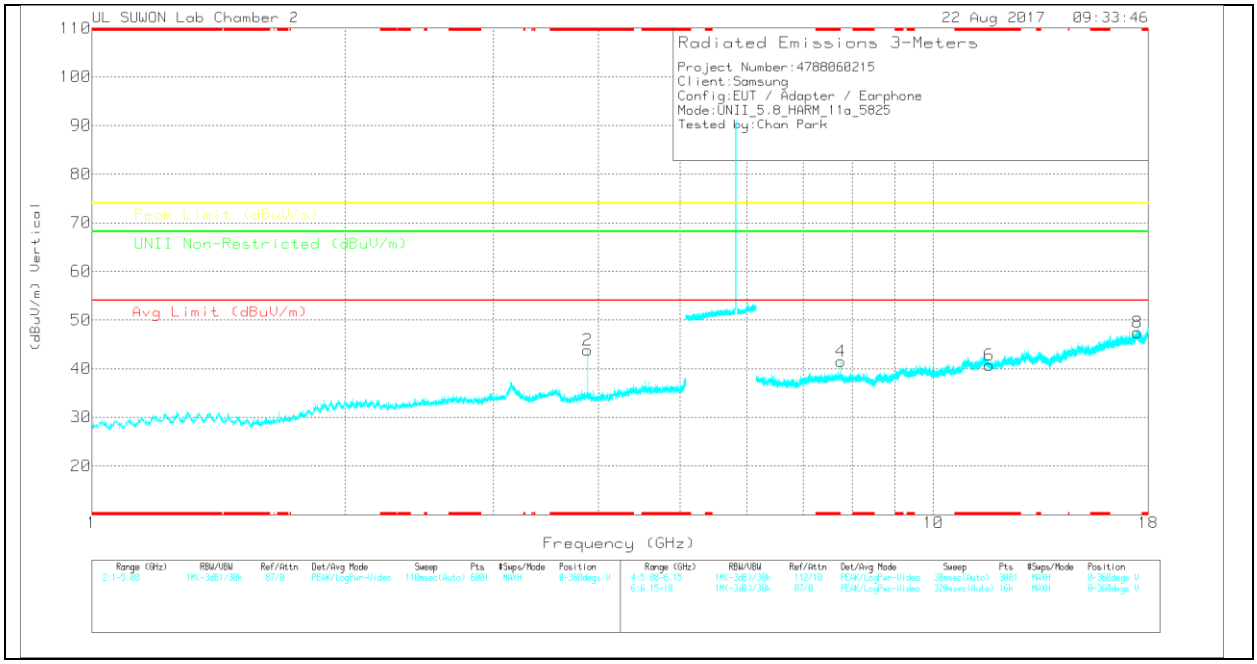

Note: Emission was scanned up to 40GHz; No emissions were detected above the noise floor which was at least 20dB below the specification limit.

UL Korea, Ltd. Confidential
This report shall not be reproduced except in full, without the written approval of UL Korea, Ltd.

HIGH CHANNEL DATA

Trace Markers

Marker	Frequency (GHz)	Meter Reading (dBuV)	Det	170531_3117[00168724]	5GHz_LP[dB]	DC Corr (dB)	Corrected Reading (dBuV/m)	Avg Limit (dBuV/m)	Margin (dB)	Peak Limit (dBuV/m)	Margin (dB)	UNII Non-Restricted (dBuV/m)	Margin (dB)	Azimuth (Degs)	Height (cm)	Polarity
1	* 3.883	43.77	PK	33.1	-24.7	0	52.17	-	-	74	-21.83	-	-	0-360	150	H
2	* 3.884	35.38	PK	33.1	-24.7	0	43.78	-	-	74	-30.22	-	-	0-360	250	V
3	7.766	29.26	PK	35.8	-20.2	0	44.86	-	-	-	-	68.2	-23.34	0-360	250	H
5	* 11.65	18.75	PK	38.1	-15.7	0	41.15	-	-	74	-32.85	-	-	0-360	250	H
7	17.473	17.75	PK	41.3	-12.2	0	46.85	-	-	-	-	68.2	-21.35	0-360	150	H
4	7.766	25.89	PK	35.8	-20.2	0	41.49	-	-	-	-	68.2	-26.71	0-360	150	V
6	* 11.65	18.35	PK	38.1	-15.7	0	40.75	-	-	74	-33.25	-	-	0-360	250	V
8	17.47	18.52	PK	41.3	-12.4	0	47.42	-	-	-	-	68.2	-20.78	0-360	250	V

* - indicates frequency in CFR15.205/IC7.2.2 Restricted Band

PK – Peak detector

Radiated Emissions

Frequency (GHz)	Meter Reading (dBuV)	Det	170531_3117[00168724]	5GHz_LP[dB]	DC Corr (dB)	Corrected Reading (dBuV/m)	Avg Limit (dBuV/m)	Margin (dB)	Peak Limit (dBuV/m)	Margin (dB)	UNII Non-Restricted (dBuV/m)	Margin (dB)	Azimuth (Degs)	Height (cm)	Polarity
* 3.883	46.03	PK-U	33.1	-24.7	0	54.43	-	-	74	-19.57	-	-	3	394	H
* 3.883	42.46	ADR	33.1	-24.7	0	50.86	54	-3.14	-	-	-	-	3	394	H
* 3.883	41.11	PK-U	33.1	-24.7	0	49.51	-	-	74	-24.49	-	-	71	114	V
* 3.883	34.89	ADR	33.1	-24.7	0	43.29	54	-10.71	-	-	-	-	71	114	V
7.767	37.01	PK-U	35.8	-20.3	0	52.51	-	-	-	-	68.2	-15.69	355	345	H
7.767	35.95	PK-U	35.8	-20.3	0	51.45	-	-	-	-	68.2	-16.75	203	123	V

* - indicates frequency in CFR15.205/IC7.2.2 Restricted Band

PK-U - U-NII: Maximum Peak

ADR - U-NII AD primary method, RMS average

UL Korea, Ltd. Confidential
This report shall not be reproduced except in full, without the written approval of UL Korea, Ltd.

10.4.2. TX ABOVE 1GHz 802.11n HT20 MODE IN THE 5.8GHz BAND BANDEDGE (LOW CHANNEL)

HORIZONTAL PEAK PLOT

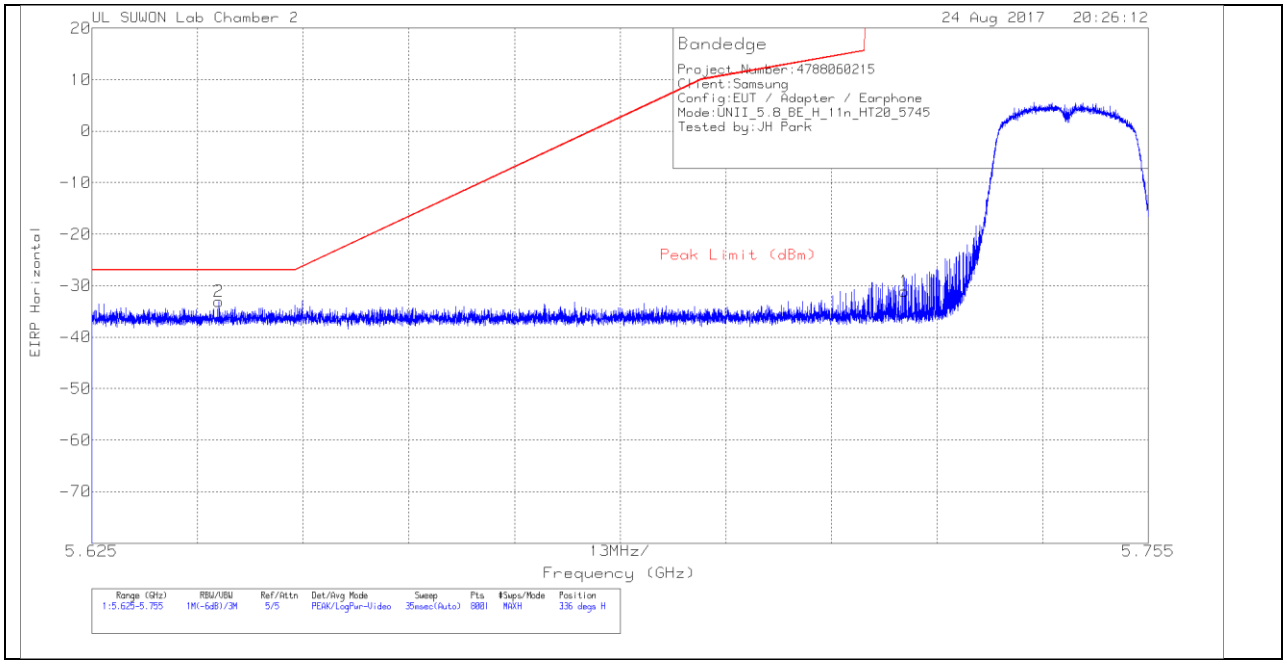

HORIZONTAL DATA

Trace Markers

Marker	Frequency (GHz)	Meter Reading (dBm)	Det	170531_3117[00168724]	Path_2_10 dB	Conversion Factor (dB)	DC Corr (dB)	Corrected Reading EIRP	Peak Limit (dBm)	PK Margin (dB)	Azimuth (Degs)	Height (cm)	Polarity
1	5.725	-61.77	Pk	34.5	-15.6	11.8	0	-31.07	278.26	-309.33	336	400	H
2	5.641	-63.6	Pk	34.4	-15.7	11.8	0	-33.1	-27	-6.1	336	400	H

Pk - Peak detector

UL Korea, Ltd. Confidential
This report shall not be reproduced except in full, without the written approval of UL Korea, Ltd.

VERTICAL PEAK PLOT

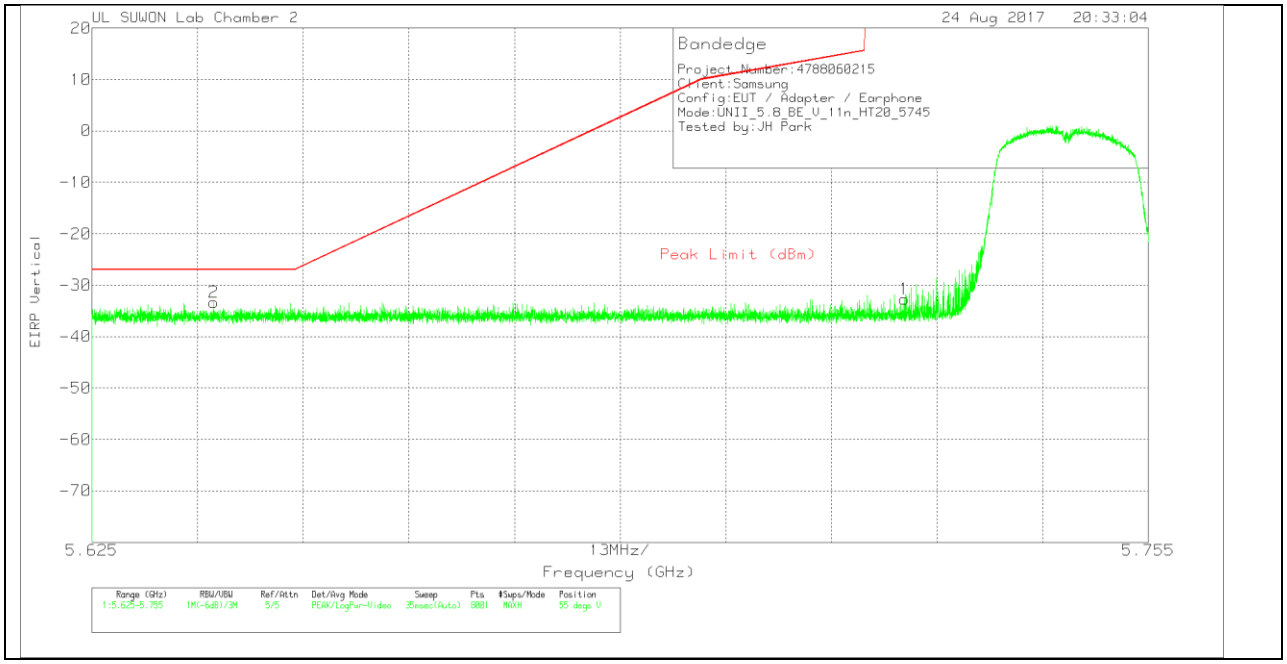

VERTICAL DATA

Trace Markers

Marker	Frequency (GHz)	Meter Reading (dBm)	Det	170531_3117[00168724]	Path_2_10 dB	Conversion Factor (dB)	DC Corr (dB)	Corrected Reading EIRP	Peak Limit (dBm)	PK Margin (dB)	Azimuth (Degs)	Height (cm)	Polarity
1	5.725	-63.35	Pk	34.5	-15.6	11.8	0	-32.65	278.26	-310.91	55	100	V
2	5.64	-63.78	Pk	34.4	-15.7	11.8	0	-33.28	-27	-6.28	55	100	V

Pk - Peak detector

UL Korea, Ltd. Confidential
This report shall not be reproduced except in full, without the written approval of UL Korea, Ltd.

BANDEDGE (HIGH CHANNEL)

HORIZONTAL PEAK AND AVERAGE PLOT

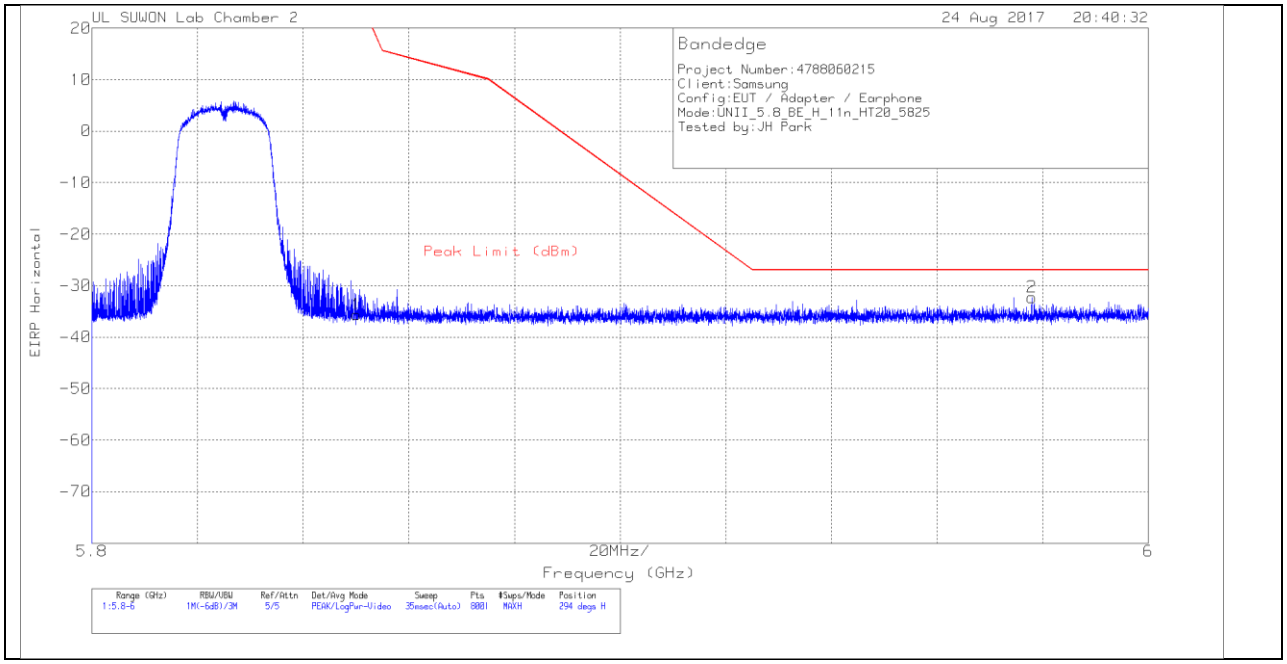

HORIZONTAL DATA

Trace Markers

Marker	Frequency (GHz)	Meter Reading (dBm)	Det	170531_3 117[00168 724]	Path_2_10 dB	Conversio n Factor (dB)	DC Corr (dB)	Corrected Reading EIRP	Peak Limit (dBm)	PK Margin (dB)	Azimuth (Degs)	Height (cm)	Polarity
1	5.85	-66.48	Pk	34.5	-15.5	11.8	0	-35.68	26.94	-62.62	294	140	H
2	5.978	-63.37	Pk	34.7	-15.4	11.8	0	-32.27	-27	-5.27	294	140	H

Pk - Peak detector

UL Korea, Ltd. Suwon Laboratory FORM ID: FCC_15E
218 Maeyeong-ro, Yeongtong-gu, Suwon-si, Gyeonggi-do, 16675 Korea TEL: (031) 337-9902,FAX: (031) 213-5433
UL Korea, Ltd. Confidential
This report shall not be reproduced except in full, without the written approval of UL Korea, Ltd.

VERTICAL PEAK PLOT

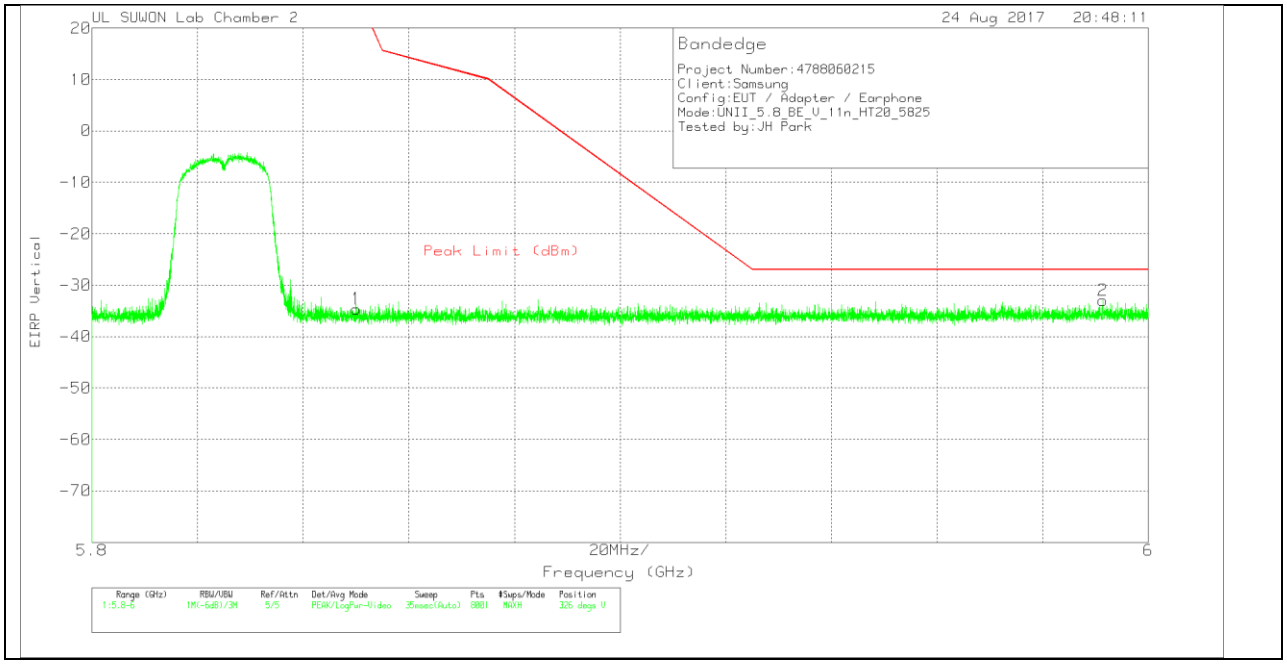

VERTICAL DATA

Trace Markers

Marker	Frequency (GHz)	Meter Reading (dBm)	Det	170531_3117[00168724]	Path_2_10 dB	Conversion Factor (dB)	DC Corr (dB)	Corrected Reading EIRP	Peak Limit (dBm)	PK Margin (dB)	Azimuth (Degs)	Height (cm)	Polarity
1	5.85	-65.4	Pk	34.5	-15.5	11.8	0	-34.6	26.94	-61.54	326	283	V
2	5.991	-64.13	Pk	34.8	-15.4	11.8	0	-32.93	-27	-5.93	326	283	V

Pk - Peak detector

UL Korea, Ltd. Confidential
This report shall not be reproduced except in full, without the written approval of UL Korea, Ltd.