10 minutes after the EUT is energized

OPERATING BAND: UNII Band 1
OPERATING FREQUENCY: 5,180,000,000 Hz
CHANNEL: 36
REFERENCE VOLTAGE: 3.85 VDC

Voltage (%)	Power (VDC)	Temp. (℃)	Frequency (kHz)	Frequency Error (kHz)
100%	3.85	+20(Ref)	5180036.89	36.89
100%		-30	5180007.13	7.13
100%		-20	5180011.33	11.33
100%		-10	5180098.68	98.68
100%		0	5180061.69	61.69
100%		+10	5180086.97	86.97
100%		+30	5180084.77	84.77
100%		+40	5180010.93	10.93
End. Point	3.40	+50	5180097.91	97.91

Note:

Based on the results of the frequency stability test shown above the frequency deviation results measured are very small. As such it is determined that the channels at the band edge would remain in-band when the maximum measured frequency error noted during the frequency stability tests is applied. Therefore the device is determined to remain operating in band over the temperature and voltage range as tested.

OPERATING BAND: UNII Band 2A
OPERATING FREQUENCY: 5,260,000,000 Hz
CHANNEL: 52
REFERENCE VOLTAGE: 3.85 VDC

Voltage (%)	Power (VDC)	Temp. (℃)	Frequency (kHz)	Frequency Error (kHz)
100%	3.85	+20(Ref)	5260025.28	25.28
100%		-30	5260048.98	48.98
100%		-20	5260086.92	86.92
100%		-10	5260093.78	93.78
100%		0	5260026.26	26.26
100%		+10	5260091.91	91.91
100%		+30	5260053.88	53.88
100%		+40	5260037.16	37.16
100%		+50	5260079.82	79.82
End. Point	3.40	+20	5260067.10	67.1

Note:

Based on the results of the frequency stability test shown above the frequency deviation results measured are very small. As such it is determined that the channels at the band edge would remain in-band when the maximum measured frequency error noted during the frequency stability tests is applied. Therefore the device is determined to remain operating in band over the temperature and voltage range as tested.

OPERATING BAND: UNII Band 2C
OPERATING FREQUENCY: 5,500,000,000 Hz
CHANNEL: 100
REFERENCE VOLTAGE: 3.85 VDC

Voltage (%)	Power (VDC)	Temp. (℃)	Frequency (kHz)	Frequency Error (kHz)
100%	3.85	+20(Ref)	5500072.82	72.82
100%		-30	5500067.48	67.48
100%		-20	5500064.56	64.56
100%		-10	5500076.10	76.1
100%		0	5500021.09	21.09
100%		+10	5500043.17	43.17
100%		+30	5500042.98	42.98
100%		+40	5500066.96	66.96
100%		+50	5500034.14	34.14
End. Point	3.40	+20	5500018.91	18.91

Note:

Based on the results of the frequency stability test shown above the frequency deviation results measured are very small. As such it is determined that the channels at the band edge would remain in-band when the maximum measured frequency error noted during the frequency stability tests is applied. Therefore the device is determined to remain operating in band over the temperature and voltage range as tested.

OPERATING BAND: UNII Band 3
OPERATING FREQUENCY: 5,745,000,000 Hz
CHANNEL: 149
REFERENCE VOLTAGE: 3.85 VDC

Voltage (%)	Power (VDC)	Temp. (℃)	Frequency (kHz)	Frequency Error (kHz)
100%	3.85	+20(Ref)	5745085.02	85.02
100%		-30	5745028.38	28.38
100%		-20	5745030.97	30.97
100%		-10	5745096.60	96.6
100%		0	5745030.93	30.93
100%		+10	5745001.96	1.96
100%		+30	5745041.14	41.14
100%		+40	5745033.90	33.9
100%		+50	5745079.68	79.68
End. Point	3.40	+20	5745033.88	33.88

Note:

Based on the results of the frequency stability test shown above the frequency deviation results measured are very small. As such it is determined that the channels at the band edge would remain in-band when the maximum measured frequency error noted during the frequency stability tests is applied. Therefore the device is determined to remain operating in band over the temperature and voltage range as tested.

10.6.2 40MHz BW

Startup after the EUT is energized

OPERATING BAND: UNII Band 1
OPERATING FREQUENCY: 5,190,000,000 Hz
CHANNEL: 38
REFERENCE VOLTAGE: 3.85 VDC

Voltage (%)	Power (VDC)	Temp. (℃)	Frequency (kHz)	Frequency Error (kHz)
100%	3.85	+20(Ref)	5190038.34	38.34
100%		-30	5190074.22	74.22
100%		-20	5190098.08	98.08
100%		-10	5190098.85	98.85
100%		0	5190046.73	46.73
100%		+10	5190060.05	60.05
100%		+30	5190079.97	79.97
100%		+40	5190079.43	79.43
100%		+50	5190091.42	91.42
End. Point	3.40	+20	5190001.88	1.88

Note:

Based on the results of the frequency stability test shown above the frequency deviation results measured are very small. As such it is determined that the channels at the band edge would remain in-band when the maximum measured frequency error noted during the frequency stability tests is applied. Therefore the device is determined to remain operating in band over the temperature and voltage range as tested.

OPERATING BAND: UNII Band 2A
OPERATING FREQUENCY: 5,270,000,000 Hz
CHANNEL: 54
REFERENCE VOLTAGE: 3.85 VDC

Voltage (%)	Power (VDC)	Temp. (℃)	Frequency (kHz)	Frequency Error (kHz)
100%	3.85	+20(Ref)	5270061.98	61.98
100%		-30	5270028.82	28.82
100%		-20	5270036.60	36.6
100%		-10	5270077.91	77.91
100%		0	5270053.69	53.69
100%		+10	5270021.66	21.66
100%		+30	5270055.47	55.47
100%		+40	5270002.43	2.43
100%		+50	5270003.11	3.11
End. Point	3.40	+20	5270032.76	32.76

Note:

Based on the results of the frequency stability test shown above the frequency deviation results measured are very small. As such it is determined that the channels at the band edge would remain in-band when the maximum measured frequency error noted during the frequency stability tests is applied. Therefore the device is determined to remain operating in band over the temperature and voltage range as tested.

OPERATING BAND: UNII Band 2C
OPERATING FREQUENCY: 5,510,000,000 Hz
CHANNEL: 102
REFERENCE VOLTAGE: 3.85 VDC

Voltage (%)	Power (VDC)	Temp. (℃)	Frequency (kHz)	Frequency Error (kHz)
100%	3.85	+20(Ref)	5510019.66	19.66
100%		-30	5510096.54	96.54
100%		-20	5510078.07	78.07
100%		-10	5510025.49	25.49
100%		0	5510023.21	23.21
100%		+10	5510035.80	35.8
100%		+30	5510096.45	96.45
100%		+40	5510017.54	17.54
100%		+50	5510013.45	13.45
End. Point	3.40	+20	5510055.55	55.55

Note:

Based on the results of the frequency stability test shown above the frequency deviation results measured are very small. As such it is determined that the channels at the band edge would remain in-band when the maximum measured frequency error noted during the frequency stability tests is applied. Therefore the device is determined to remain operating in band over the temperature and voltage range as tested.

OPERATING BAND: UNII Band 3
OPERATING FREQUENCY: 5,755,000,000 Hz
CHANNEL: 151
REFERENCE VOLTAGE: 3.85 VDC

Voltage (%)	Power (VDC)	Temp. (℃)	Frequency (kHz)	Frequency Error (kHz)
100%	3.85	+20(Ref)	5755031.86	31.86
100%		-30	5755018.69	18.69
100%		-20	5755047.81	47.81
100%		-10	5755046.36	46.36
100%		0	5755086.96	86.96
100%		+10	5755056.13	56.13
100%		+30	5755003.86	3.86
100%		+40	5755083.79	83.79
100%		+50	5755022.12	22.12
End. Point	3.40	+20	5755089.08	89.08

Note:

Based on the results of the frequency stability test shown above the frequency deviation results measured are very small. As such it is determined that the channels at the band edge would remain in-band when the maximum measured frequency error noted during the frequency stability tests is applied. Therefore the device is determined to remain operating in band over the temperature and voltage range as tested.

2 minutes after the EUT is energized

OPERATING BAND: UNII Band 1
OPERATING FREQUENCY: 5,190,000,000 Hz
CHANNEL: 38
REFERENCE VOLTAGE: 3.85 VDC

Voltage (%)	Power (VDC)	Temp. (℃)	Frequency (kHz)	Frequency Error (kHz)
100%	3.85	+20(Ref)	5190069.49	69.49
100%		-30	5190077.93	77.93
100%		-20	5190025.36	25.36
100%		-10	5190073.36	73.36
100%		0	5190015.21	15.21
100%		+10	5190039.44	39.44
100%		+30	5190012.63	12.63
100%		+40	5190044.24	44.24
100%		+50	5190059.29	59.29
End. Point	3.40	+20	5190080.57	80.57

Note:

Based on the results of the frequency stability test shown above the frequency deviation results measured are very small. As such it is determined that the channels at the band edge would remain in-band when the maximum measured frequency error noted during the frequency stability tests is applied. Therefore the device is determined to remain operating in band over the temperature and voltage range as tested.

OPERATING BAND: UNII Band 2A
OPERATING FREQUENCY: 5,270,000,000 Hz
CHANNEL: 54
REFERENCE VOLTAGE: 3.85 VDC

Voltage (%)	Power (VDC)	Temp. (℃)	Frequency (kHz)	Frequency Error (kHz)
100%	3.85	+20(Ref)	5270040.72	40.72
100%		-30	5270023.74	23.74
100%		-20	5270086.92	86.92
100%		-10	5270020.63	20.63
100%		0	5270084.88	84.88
100%		+10	5270083.12	83.12
100%		+30	5270003.72	3.72
100%		+40	5270093.84	93.84
100%		+50	5270035.75	35.75
End. Point	3.40	+20	5270089.41	89.41

Note:

Based on the results of the frequency stability test shown above the frequency deviation results measured are very small. As such it is determined that the channels at the band edge would remain in-band when the maximum measured frequency error noted during the frequency stability tests is applied. Therefore the device is determined to remain operating in band over the temperature and voltage range as tested.

OPERATING BAND: UNII Band 2C
OPERATING FREQUENCY: 5,510,000,000 Hz
CHANNEL: 102
REFERENCE VOLTAGE: 3.85 VDC

Voltage (%)	Power (VDC)	Temp. (℃)	Frequency (kHz)	Frequency Error (kHz)
100%	3.85	+20(Ref)	5510055.17	55.17
100%		-30	5510046.87	46.87
100%		-20	5510079.67	79.67
100%		-10	5510074.76	74.76
100%		0	5510054.51	54.51
100%		+10	5510040.11	40.11
100%		+30	5510025.52	25.52
100%		+40	5510010.32	10.32
100%		+50	5510046.40	46.40
End. Point	3.40	+20	5510097.59	97.59

Note:

Based on the results of the frequency stability test shown above the frequency deviation results measured are very small. As such it is determined that the channels at the band edge would remain in-band when the maximum measured frequency error noted during the frequency stability tests is applied. Therefore the device is determined to remain operating in band over the temperature and voltage range as tested.

OPERATING BAND: UNII Band 3
OPERATING FREQUENCY: 5,755,000,000 Hz
CHANNEL: 151
REFERENCE VOLTAGE: 3.85 VDC

Voltage (%)	Power (VDC)	Temp. (℃)	Frequency (kHz)	Frequency Error (kHz)
100%	3.85	+20(Ref)	5755004.53	4.53
100%		-30	5755081.22	81.22
100%		-20	5755086.89	86.89
100%		-10	5755042.48	42.48
100%		0	5755053.24	53.24
100%		+10	5755003.61	3.61
100%		+30	5755075.76	75.76
100%		+40	5755070.85	70.85
100%		+50	5755016.30	16.30
End. Point	3.40	+20	5755053.04	53.04

Note:

Based on the results of the frequency stability test shown above the frequency deviation results measured are very small. As such it is determined that the channels at the band edge would remain in-band when the maximum measured frequency error noted during the frequency stability tests is applied. Therefore the device is determined to remain operating in band over the temperature and voltage range as tested.

5 minutes after the EUT is energized

OPERATING BAND: UNII Band 1
OPERATING FREQUENCY: 5,190,000,000 Hz
CHANNEL: 38
REFERENCE VOLTAGE: 3.85 VDC

Voltage (%)	Power (VDC)	Temp. (℃)	Frequency (kHz)	Frequency Error (kHz)
100%	3.85	+20(Ref)	5190009.21	9.21
100%		-30	5190049.69	49.69
100%		-20	5190071.51	71.51
100%		-10	5190069.63	69.63
100%		0	5190078.73	78.73
100%		+10	5190077.57	77.57
100%		+30	5190021.31	21.31
100%		+40	5190074.71	74.71
100%		+50	5190026.74	26.74
End. Point	3.40	+20	5190074.99	74.99

Note:

Based on the results of the frequency stability test shown above the frequency deviation results measured are very small. As such it is determined that the channels at the band edge would remain in-band when the maximum measured frequency error noted during the frequency stability tests is applied. Therefore the device is determined to remain operating in band over the temperature and voltage range as tested.

OPERATING BAND: UNII Band 2A
OPERATING FREQUENCY: 5,270,000,000 Hz
CHANNEL: 54
REFERENCE VOLTAGE: 3.85 VDC

Voltage (%)	Power (VDC)	Temp. (℃)	Frequency (kHz)	Frequency Error (kHz)
100%	3.85	+20(Ref)	5270086.14	86.14
100%		-30	5270049.85	49.85
100%		-20	5270088.10	88.1
100%		-10	5270009.64	9.64
100%		0	5270035.31	35.31
100%		+10	5270051.27	51.27
100%		+30	5270077.40	77.4
100%		+40	5270071.47	71.47
100%		+50	5270092.80	92.80
End. Point	3.40	+20	5270012.82	12.82

Note:

Based on the results of the frequency stability test shown above the frequency deviation results measured are very small. As such it is determined that the channels at the band edge would remain in-band when the maximum measured frequency error noted during the frequency stability tests is applied. Therefore the device is determined to remain operating in band over the temperature and voltage range as tested.

OPERATING BAND: UNII Band 2C
OPERATING FREQUENCY: 5,510,000,000 Hz
CHANNEL: 102
REFERENCE VOLTAGE: 3.85 VDC

Voltage (%)	Power (VDC)	Temp. (℃)	Frequency (kHz)	Frequency Error (kHz)
100%	3.85	+20(Ref)	5510039.75	39.75
100%		-30	5510001.03	1.03
100%		-20	5510092.06	92.06
100%		-10	5510099.92	99.92
100%		0	5510005.83	5.83
100%		+10	5510047.27	47.27
100%		+30	5510002.13	2.13
100%		+40	5510049.67	49.67
100%		+50	5510089.84	89.84
End. Point	3.40	+20	5510079.34	79.34

Note:

Based on the results of the frequency stability test shown above the frequency deviation results measured are very small. As such it is determined that the channels at the band edge would remain in-band when the maximum measured frequency error noted during the frequency stability tests is applied. Therefore the device is determined to remain operating in band over the temperature and voltage range as tested.

OPERATING BAND: UNII Band 3
OPERATING FREQUENCY: 5,755,000,000 Hz
CHANNEL: 151
REFERENCE VOLTAGE: 3.85 VDC

Voltage (%)	Power (VDC)	Temp. (℃)	Frequency (kHz)	Frequency Error (kHz)
100%	3.85	+20(Ref)	5755099.36	99.36
100%		-30	5755060.70	60.70
100%		-20	5755042.22	42.22
100%		-10	5755093.63	93.63
100%		0	5755003.95	3.95
100%		+10	5755085.03	85.03
100%		+30	5755093.09	93.09
100%		+40	5755056.68	56.68
100%		+50	5755058.97	58.97
End. Point	3.40	+20	5755090.63	90.63

Note:

Based on the results of the frequency stability test shown above the frequency deviation results measured are very small. As such it is determined that the channels at the band edge would remain in-band when the maximum measured frequency error noted during the frequency stability tests is applied. Therefore the device is determined to remain operating in band over the temperature and voltage range as tested.

10 minutes after the EUT is energized

OPERATING BAND: UNII Band 1
OPERATING FREQUENCY: 5,190,000,000 Hz
CHANNEL: 38
REFERENCE VOLTAGE: 3.85 VDC

Voltage (%)	Power (VDC)	Temp. (℃)	Frequency (kHz)	Frequency Error (kHz)
100%	3.85	+20(Ref)	5190099.80	99.80
100%		-30	5190016.25	16.25
100%		-20	5190008.14	8.14
100%		-10	5190023.08	23.08
100%		0	5190084.15	84.15
100%		+10	5190059.66	59.66
100%		+30	5190086.08	86.08
100%		+40	5190099.18	99.18
100%		+50	5190063.67	63.67
End. Point	3.40	+20	5190061.43	61.43

Note:

Based on the results of the frequency stability test shown above the frequency deviation results measured are very small. As such it is determined that the channels at the band edge would remain in-band when the maximum measured frequency error noted during the frequency stability tests is applied. Therefore the device is determined to remain operating in band over the temperature and voltage range as tested.

OPERATING BAND: UNII Band 2A
OPERATING FREQUENCY: 5,270,000,000 Hz
CHANNEL: 54
REFERENCE VOLTAGE: 3.85 VDC

Voltage (%)	Power (VDC)	Temp. (℃)	Frequency (kHz)	Frequency Error (kHz)
100%	3.85	+20(Ref)	5270054.72	54.72
100%		-30	5270092.27	92.27
100%		-20	5270080.63	80.63
100%		-10	5270019.77	19.77
100%		0	5270068.21	68.21
100%		+10	5270012.03	12.03
100%		+30	5270024.46	24.46
100%		+40	5270035.85	35.85
100%		+50	5270084.76	84.76
End. Point	3.40	+20	5270005.25	5.25

Note:

Based on the results of the frequency stability test shown above the frequency deviation results measured are very small. As such it is determined that the channels at the band edge would remain in-band when the maximum measured frequency error noted during the frequency stability tests is applied. Therefore the device is determined to remain operating in band over the temperature and voltage range as tested.

OPERATING BAND: UNII Band 2C
OPERATING FREQUENCY: 5,510,000,000 Hz
CHANNEL: 102
REFERENCE VOLTAGE: 3.85 VDC

Voltage (%)	Power (VDC)	Temp. (℃)	Frequency (kHz)	Frequency Error (kHz)
100%	3.85	+20(Ref)	5510026.50	26.50
100%		-30	5510062.08	62.08
100%		-20	5510021.17	21.17
100%		-10	5510086.13	86.13
100%		0	5510054.66	54.66
100%		+10	5510072.23	72.23
100%		+30	5510066.90	66.9
100%		+40	5510023.67	23.67
100%		+50	5510048.02	48.02
End. Point	3.40	+20	5510036.69	36.69

Note:

Based on the results of the frequency stability test shown above the frequency deviation results measured are very small. As such it is determined that the channels at the band edge would remain in-band when the maximum measured frequency error noted during the frequency stability tests is applied. Therefore the device is determined to remain operating in band over the temperature and voltage range as tested.

OPERATING BAND: UNII Band 3
OPERATING FREQUENCY: 5,755,000,000 Hz
CHANNEL: 151
REFERENCE VOLTAGE: 3.85 VDC

Voltage (%)	Power (VDC)	Temp. (℃)	Frequency (kHz)	Frequency Error (kHz)
100%	3.85	+20(Ref)	5755065.47	65.47
100%		-30	5755032.42	32.42
100%		-20	5755027.49	27.49
100%		-10	5755039.94	39.94
100%		0	5755039.57	39.57
100%		+10	5755094.27	94.27
100%		+30	5755013.89	13.89
100%		+40	5755065.38	65.38
100%		+50	5755096.48	96.48
End. Point	3.40	+20	5755036.41	36.41

Note:

Based on the results of the frequency stability test shown above the frequency deviation results measured are very small. As such it is determined that the channels at the band edge would remain in-band when the maximum measured frequency error noted during the frequency stability tests is applied. Therefore the device is determined to remain operating in band over the temperature and voltage range as tested.

10.6.3 80MHz BW

Startup after the EUT is energized

OPERATING BAND: UNII Band 1
OPERATING FREQUENCY: 5,210,000,000 Hz
CHANNEL: 42
REFERENCE VOLTAGE: 3.85 VDC

Voltage (%)	Power (VDC)	Temp. (℃)	Frequency (kHz)	Frequency Error (kHz)
100%	3.85	+20(Ref)	5210026.60	26.60
100%		-30	5210047.27	47.27
100%		-20	5210095.19	95.19
100%		-10	5210074.96	74.96
100%		0	5210071.26	71.26
100%		+10	5210013.10	13.10
100%		+30	5210039.85	39.85
100%		+40	5210035.39	35.39
100%		+50	5210078.20	78.20
End. Point	3.40	+20	5210060.53	60.53

Note:

Based on the results of the frequency stability test shown above the frequency deviation results measured are very small. As such it is determined that the channels at the band edge would remain in-band when the maximum measured frequency error noted during the frequency stability tests is applied. Therefore the device is determined to remain operating in band over the temperature and voltage range as tested.

OPERATING BAND: UNII Band 2A
OPERATING FREQUENCY: 5,290,000,000 Hz
CHANNEL: 58
REFERENCE VOLTAGE: 3.85 VDC

Voltage (%)	Power (VDC)	Temp. (℃)	Frequency (kHz)	Frequency Error (kHz)
100%	3.85	+20(Ref)	5290021.49	21.49
100%		-30	5290022.80	22.80
100%		-20	5290041.42	41.42
100%		-10	5290089.17	89.17
100%		0	5290093.55	93.55
100%		+10	5290024.40	24.4
100%		+30	5290002.80	2.8
100%		+40	5290032.14	32.14
100%		+50	5290036.64	36.64
End. Point	3.40	+20	5290095.33	95.33

Note:

Based on the results of the frequency stability test shown above the frequency deviation results measured are very small. As such it is determined that the channels at the band edge would remain in-band when the maximum measured frequency error noted during the frequency stability tests is applied. Therefore the device is determined to remain operating in band over the temperature and voltage range as tested.

OPERATING BAND: UNII Band 2C
OPERATING FREQUENCY: 5,530,000,000 Hz
CHANNEL: 106
REFERENCE VOLTAGE: 3.85 VDC

Voltage (%)	Power (VDC)	Temp. (℃)	Frequency (kHz)	Frequency Error (kHz)
100%	3.85	+20(Ref)	5530079.85	79.85
100%		-30	5530047.04	47.04
100%		-20	5530087.29	87.29
100%		-10	5530014.27	14.27
100%		0	5530061.55	61.55
100%		+10	5530094.90	94.9
100%		+30	5530098.28	98.28
100%		+40	5530084.05	84.05
100%		+50	5530019.54	19.54
End. Point	3.40	+20	5530056.39	56.39

Note:

Based on the results of the frequency stability test shown above the frequency deviation results measured are very small. As such it is determined that the channels at the band edge would remain in-band when the maximum measured frequency error noted during the frequency stability tests is applied. Therefore the device is determined to remain operating in band over the temperature and voltage range as tested.

OPERATING BAND: UNII Band 3
OPERATING FREQUENCY: 5,775,000,000 Hz
CHANNEL: 155
REFERENCE VOLTAGE: 3.85 VDC

Voltage (%)	Power (VDC)	Temp. (℃)	Frequency (kHz)	Frequency Error (kHz)
100%	3.85	+20(Ref)	5775027.43	27.43
100%		-30	5775039.31	39.31
100%		-20	5775012.82	12.82
100%		-10	5775042.75	42.75
100%		0	5775056.44	56.44
100%		+10	5775076.94	76.94
100%		+30	5775087.88	87.88
100%		+40	5775085.09	85.09
100%		+50	5775004.46	4.46
End. Point	3.40	+20	5775099.06	99.06

Note:

Based on the results of the frequency stability test shown above the frequency deviation results measured are very small. As such it is determined that the channels at the band edge would remain in-band when the maximum measured frequency error noted during the frequency stability tests is applied. Therefore the device is determined to remain operating in band over the temperature and voltage range as tested.

2 minutes after the EUT is energized

OPERATING BAND: UNII Band 1
OPERATING FREQUENCY: 5,210,000,000 Hz
CHANNEL: 42
REFERENCE VOLTAGE: 3.85 VDC

Voltage (%)	Power (VDC)	Temp. (℃)	Frequency (kHz)	Frequency Error (kHz)
100%	3.85	+20(Ref)	5210011.26	11.26
100%		-30	5210063.67	63.67
100%		-20	5210023.43	23.43
100%		-10	5210020.19	20.19
100%		0	5210013.84	13.84
100%		+10	5210087.50	87.50
100%		+30	5210058.17	58.17
100%		+40	5210029.67	29.67
100%		+50	5210030.16	30.16
End. Point	3.40	+20	5210011.37	11.37

Note:

Based on the results of the frequency stability test shown above the frequency deviation results measured are very small. As such it is determined that the channels at the band edge would remain in-band when the maximum measured frequency error noted during the frequency stability tests is applied. Therefore the device is determined to remain operating in band over the temperature and voltage range as tested.

OPERATING BAND: UNII Band 2A
OPERATING FREQUENCY: 5,290,000,000 Hz
CHANNEL: 58
REFERENCE VOLTAGE: 3.85 VDC

Voltage (%)	Power (VDC)	Temp. (℃)	Frequency (kHz)	Frequency Error (kHz)
100%	3.85	+20(Ref)	5290007.67	7.67
100%		-30	5290044.50	44.50
100%		-20	5290010.29	10.29
100%		-10	5290008.80	8.8
100%		0	5290077.63	77.63
100%		+10	5290090.36	90.36
100%		+30	5290098.53	98.53
100%		+40	5290060.39	60.39
100%		+50	5290045.21	45.21
End. Point	3.40	+20	5290009.96	9.96

Note:

Based on the results of the frequency stability test shown above the frequency deviation results measured are very small. As such it is determined that the channels at the band edge would remain in-band when the maximum measured frequency error noted during the frequency stability tests is applied. Therefore the device is determined to remain operating in band over the temperature and voltage range as tested.

OPERATING BAND: UNII Band 2C
OPERATING FREQUENCY: 5,530,000,000 Hz
CHANNEL: 106
REFERENCE VOLTAGE: 3.85 VDC

Voltage (%)	Power (VDC)	Temp. (℃)	Frequency (kHz)	Frequency Error (kHz)
100%	3.85	+20(Ref)	5530095.45	95.45
100%		-30	5530089.73	89.73
100%		-20	5530084.19	84.19
100%		-10	5530008.37	8.37
100%		0	5530056.23	56.23
100%		+10	5530078.30	78.3
100%		+30	5530072.87	72.87
100%		+40	5530039.13	39.13
100%		+50	5530001.28	1.28
End. Point	3.40	+20	5530092.78	92.78

Note:

Based on the results of the frequency stability test shown above the frequency deviation results measured are very small. As such it is determined that the channels at the band edge would remain in-band when the maximum measured frequency error noted during the frequency stability tests is applied. Therefore the device is determined to remain operating in band over the temperature and voltage range as tested.

OPERATING BAND: UNII Band 3
OPERATING FREQUENCY: 5,775,000,000 Hz
CHANNEL: 155
REFERENCE VOLTAGE: 3.85 VDC

Voltage (%)	Power (VDC)	Temp. (℃)	Frequency (kHz)	Frequency Error (kHz)
100%	3.85	+20(Ref)	5775021.58	21.58
100%		-30	5775029.85	29.85
100%		-20	5775030.50	30.5
100%		-10	5775098.16	98.16
100%		0	5775068.30	68.3
100%		+10	5775006.70	6.7
100%		+30	5775015.35	15.35
100%		+40	5775052.09	52.09
100%		+50	5775094.42	94.42
End. Point	3.40	+20	5775061.56	61.56

Note:

Based on the results of the frequency stability test shown above the frequency deviation results measured are very small. As such it is determined that the channels at the band edge would remain in-band when the maximum measured frequency error noted during the frequency stability tests is applied. Therefore the device is determined to remain operating in band over the temperature and voltage range as tested.

5 minutes after the EUT is energized

OPERATING BAND: UNII Band 1
OPERATING FREQUENCY: 5,210,000,000 Hz
CHANNEL: 42
REFERENCE VOLTAGE: 3.85 VDC

Voltage (%)	Power (VDC)	Temp. (℃)	Frequency (kHz)	Frequency Error (kHz)
100%	3.85	+20(Ref)	5210074.64	74.64
100%		-30	5210063.57	63.57
100%		-20	5210038.45	38.45
100%		-10	5210024.72	24.72
100%		0	5210001.22	1.22
100%		+10	5210050.34	50.34
100%		+30	5210084.66	84.66
100%		+40	5210035.02	35.02
100%		+50	5210097.79	97.79
End. Point	3.40	+20	5210005.99	5.99

Note:

Based on the results of the frequency stability test shown above the frequency deviation results measured are very small. As such it is determined that the channels at the band edge would remain in-band when the maximum measured frequency error noted during the frequency stability tests is applied. Therefore the device is determined to remain operating in band over the temperature and voltage range as tested.

OPERATING BAND: UNII Band 2A
OPERATING FREQUENCY: 5,290,000,000 Hz
CHANNEL: 58
REFERENCE VOLTAGE: 3.85 VDC

Voltage (%)	Power (VDC)	Temp. (℃)	Frequency (kHz)	Frequency Error (kHz)
100%	3.85	+20(Ref)	5290071.26	71.26
100%		-30	5290083.52	83.52
100%		-20	5290022.41	22.41
100%		-10	5290062.14	62.14
100%		0	5290033.41	33.41
100%		+10	5290013.53	13.53
100%		+30	5290031.47	31.47
100%		+40	5290090.12	90.12
100%		+50	5290009.97	9.97
End. Point	3.40	+20	5290094.06	94.06

Note:

Based on the results of the frequency stability test shown above the frequency deviation results measured are very small. As such it is determined that the channels at the band edge would remain in-band when the maximum measured frequency error noted during the frequency stability tests is applied. Therefore the device is determined to remain operating in band over the temperature and voltage range as tested.

OPERATING BAND: UNII Band 2C
OPERATING FREQUENCY: 5,530,000,000 Hz
CHANNEL: 106
REFERENCE VOLTAGE: 3.85 VDC

Voltage (%)	Power (VDC)	Temp. (℃)	Frequency (kHz)	Frequency Error (kHz)
100%	3.85	+20(Ref)	5530020.98	20.98
100%		-30	5530073.54	73.54
100%		-20	5530024.14	24.14
100%		-10	5530080.97	80.97
100%		0	5530023.36	23.36
100%		+10	5530056.23	56.23
100%		+30	5530062.30	62.3
100%		+40	5530098.38	98.38
100%		+50	5530007.57	7.57
End. Point	3.40	+20	5530089.78	89.78

Note:

Based on the results of the frequency stability test shown above the frequency deviation results measured are very small. As such it is determined that the channels at the band edge would remain in-band when the maximum measured frequency error noted during the frequency stability tests is applied. Therefore the device is determined to remain operating in band over the temperature and voltage range as tested.

OPERATING BAND: UNII Band 3
OPERATING FREQUENCY: 5,775,000,000 Hz
CHANNEL: 155
REFERENCE VOLTAGE: 3.85 VDC

Voltage (%)	Power (VDC)	Temp. (℃)	Frequency (kHz)	Frequency Error (kHz)
100%	3.85	+20(Ref)	5775043.80	43.80
100%		-30	5775059.11	59.11
100%		-20	5775072.57	72.57
100%		-10	5775014.29	14.29
100%		0	5775009.86	9.86
100%		+10	5775092.77	92.77
100%		+30	5775062.69	62.69
100%		+40	5775029.57	29.57
100%		+50	5775066.99	66.99
End. Point	3.40	+20	5775025.08	25.08

Note:

Based on the results of the frequency stability test shown above the frequency deviation results measured are very small. As such it is determined that the channels at the band edge would remain in-band when the maximum measured frequency error noted during the frequency stability tests is applied. Therefore the device is determined to remain operating in band over the temperature and voltage range as tested.

10 minutes after the EUT is energized

OPERATING BAND: UNII Band 1
OPERATING FREQUENCY: 5,210,000,000 Hz
CHANNEL: 42
REFERENCE VOLTAGE: 3.85 VDC

Voltage (%)	Power (VDC)	Temp. (℃)	Frequency (kHz)	Frequency Error (kHz)
100%	3.85	+20(Ref)	5210027.13	27.13
100%		-30	5210083.13	83.13
100%		-20	5210065.93	65.93
100%		-10	5210042.92	42.92
100%		0	5210047.73	47.73
100%		+10	5210061.98	61.98
100%		+30	5210001.52	1.52
100%		+40	5210093.07	93.07
100%		+50	5210073.78	73.78
End. Point	3.40	+20	5210036.10	36.10

Note:

Based on the results of the frequency stability test shown above the frequency deviation results measured are very small. As such it is determined that the channels at the band edge would remain in-band when the maximum measured frequency error noted during the frequency stability tests is applied. Therefore the device is determined to remain operating in band over the temperature and voltage range as tested.

OPERATING BAND: UNII Band 2A
OPERATING FREQUENCY: 5,290,000,000 Hz
CHANNEL: 58
REFERENCE VOLTAGE: 3.85 VDC

Voltage (%)	Power (VDC)	Temp. (℃)	Frequency (kHz)	Frequency Error (kHz)
100%	3.85	+20(Ref)	5290018.91	18.91
100%		-30	5290073.33	73.33
100%		-20	5290046.35	46.35
100%		-10	5290047.45	47.45
100%		0	5290097.94	97.94
100%		+10	5290050.23	50.23
100%		+30	5290033.31	33.31
100%		+40	5290049.08	49.08
100%		+50	5290050.81	50.81
End. Point	3.40	+20	5290023.99	23.99

Note:

Based on the results of the frequency stability test shown above the frequency deviation results measured are very small. As such it is determined that the channels at the band edge would remain in-band when the maximum measured frequency error noted during the frequency stability tests is applied. Therefore the device is determined to remain operating in band over the temperature and voltage range as tested.

OPERATING BAND: UNII Band 2C
OPERATING FREQUENCY: 5,530,000,000 Hz
CHANNEL: 106
REFERENCE VOLTAGE: 3.85 VDC

Voltage (%)	Power (VDC)	Temp. (℃)	Frequency (kHz)	Frequency Error (kHz)
100%	3.85	+20(Ref)	5530028.11	28.11
100%		-30	5530046.85	46.85
100%		-20	5530053.19	53.19
100%		-10	5530096.11	96.11
100%		0	5530068.57	68.57
100%		+10	5530028.66	28.66
100%		+30	5530069.94	69.94
100%		+40	5530060.55	60.55
100%		+50	5530009.53	9.53
End. Point	3.40	+20	5530082.55	82.55

Note:

Based on the results of the frequency stability test shown above the frequency deviation results measured are very small. As such it is determined that the channels at the band edge would remain in-band when the maximum measured frequency error noted during the frequency stability tests is applied. Therefore the device is determined to remain operating in band over the temperature and voltage range as tested.

OPERATING BAND: UNII Band 3
OPERATING FREQUENCY: 5,775,000,000 Hz
CHANNEL: 155
REFERENCE VOLTAGE: 3.85 VDC

Voltage (%)	Power (VDC)	Temp. (℃)	Frequency (kHz)	Frequency Error (kHz)
100%	3.85	+20(Ref)	5775012.57	12.57
100%		-30	5775029.49	29.49
100%		-20	5775089.25	89.25
100%		-10	5775003.73	3.73
100%		0	5775009.46	9.46
100%		+10	5775040.24	40.24
100%		+30	5775070.72	70.72
100%		+40	5775023.38	23.38
100%		+50	5775072.82	72.82
End. Point	3.40	+20	5775057.64	57.64

Note:

Based on the results of the frequency stability test shown above the frequency deviation results measured are very small. As such it is determined that the channels at the band edge would remain in-band when the maximum measured frequency error noted during the frequency stability tests is applied. Therefore the device is determined to remain operating in band over the temperature and voltage range as tested.

10.7 STRADDLE CHANNEL

10.7.1 26dB Bandwidth

Mode	Frequency [MHz]	Channel No.	Measured Frequency [MHz]	26dB Bandwidth [MHz]
802.11a	5720 (UNII 2C Band)	144	5710.08	14.92
802.11n(HT20)			5709.80	15.20
802.11ac(VHT20)			5709.68	15.32
802.11a	5720 (UNII 3 Band)	144	5729.84	4.84
802.11n(HT20)			5730.28	5.28
802.11ac(VHT20)			5730.36	5.36

Mode	Frequency [MHz]	Channel No.	Measured Frequency [MHz]	26dB Bandwidth [MHz]
802.11n(HT40)	5710 (UNII 2C Band)	142	5689.12	35.88
802.11ac(VHT40)			5689.28	35.72
802.11n(HT40)	5710 (UNII 3 Band)	142	5730.40	5.40
802.11ac(VHT40)			5731.28	6.28

Mode	Frequency [MHz]	Channel No.	Measured Frequency [MHz]	26dB Bandwidth [MHz]
802.11ac(VHT80)	5690 (UNII 2C Band)	138	5649.52	75.48
	5690 (UNII 3 Band)	138	5730.64	5.64

▣ Test Plots (26dB Bandwidth)

802.11a UNII Band	802.11n(HT20) UNII Band

802.11ac(VHT20) UNII Band

▣ Test Plots (26dB Bandwidth)

802.11n(HT40) UNII Band	802.11ac(VHT40) UNII Band
	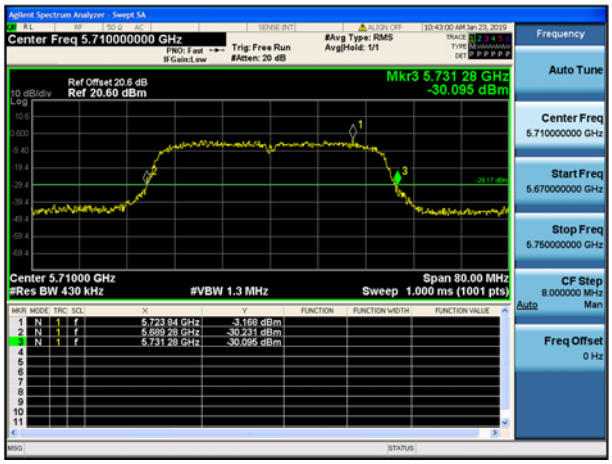

802.11ac(VHT80) UNII Band

10.7.2 6dB Bandwidth

Mode	Frequency [MHz]	Channel No.	Measured Frequency [MHz]	6dB Bandwidth [MHz]	Limit [MHz]
802.11a	5720 (UNII 3 Band)	144	5728.24	3.24	> 0.5
802.11n(HT20)			5728.84	3.84	> 0.5
802.11ac(VHT20)			5728.76	3.76	> 0.5

Mode	Frequency [MHz]	Channel No.	Measured Frequency [MHz]	6dB Bandwidth [MHz]	Limit [MHz]
802.11n(HT40)	5710 (UNII 3 Band)	142	5727.6	2.60	> 0.5
802.11ac(VHT40)			5727.6	2.60	> 0.5

Mode	Frequency [MHz]	Channel No.	Measured Frequency [MHz]	6dB Bandwidth [MHz]	Limit [MHz]
802.11ac(VHT80)	5690 (UNII 3 Band)	138	5727.6	2.60	> 0.5

▣ Test Plots(UNII 3 Band 6dB Bandwidth)

802.11a CH.144	802.11n_HT20 CH.144
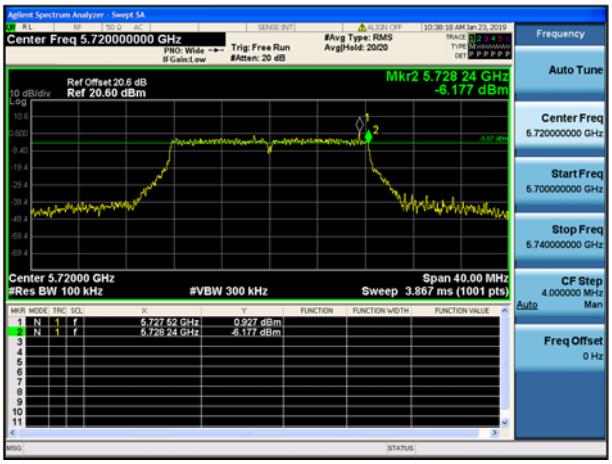	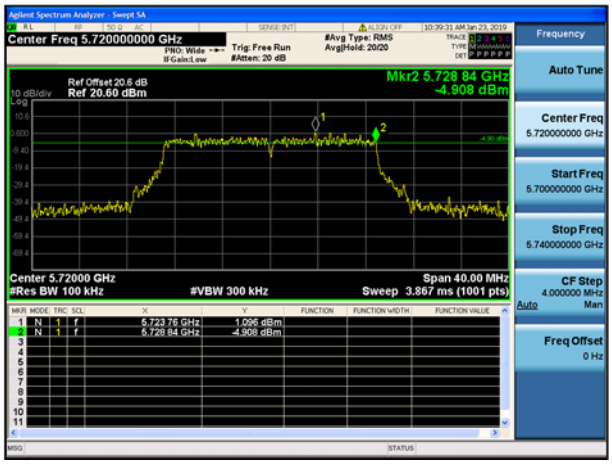

802.11ac_VHT20 CH.144
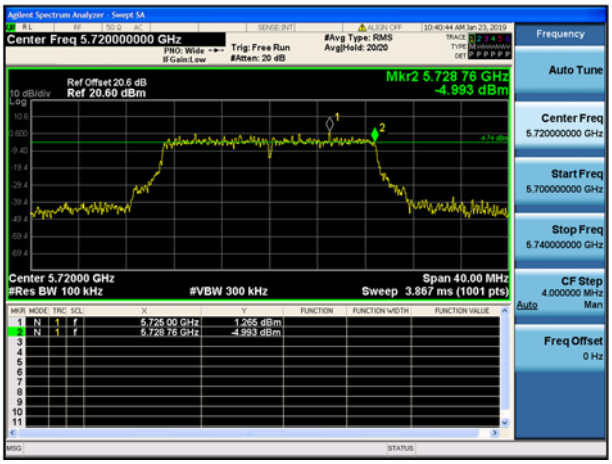

802.11n_HT40 CH.142	802.11ac_VHT40 CH.142
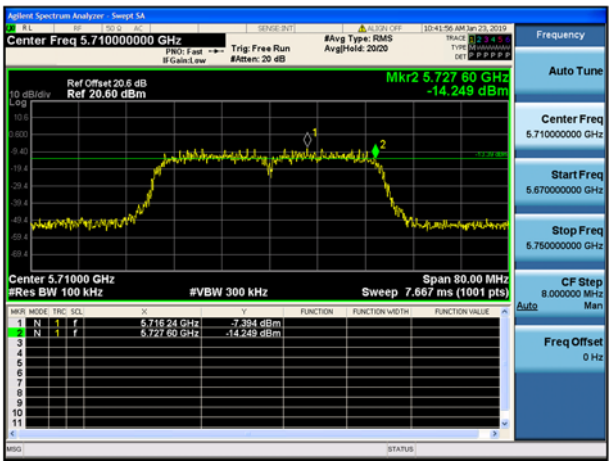	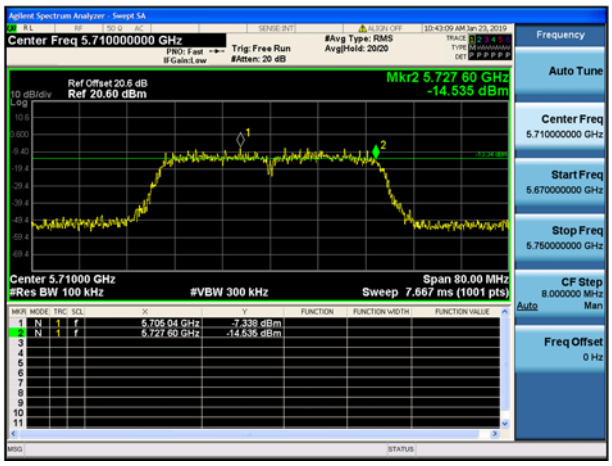

802.11ac_VHT80 CH.138
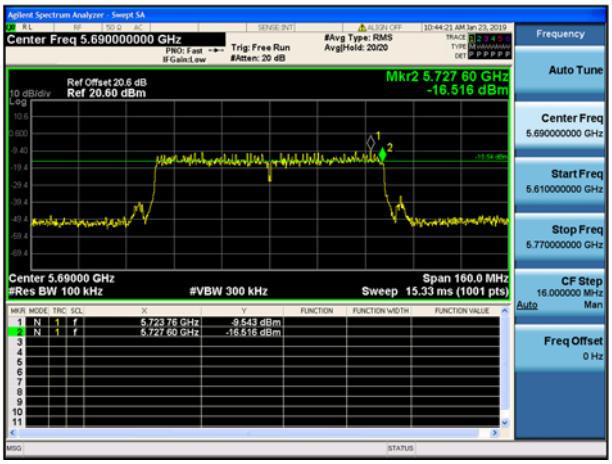

10.7.3 Output Power

Mode	Frequency [MHz]	Channel	Measured Power (dBm)	Duty Cycle Factor (dB)	Total Power (dBm)	Limit (dBm)
802.11a	5720 (UNII 2C Band)	144	11.22	0.581	11.80	22.74
802.11n(HT20)			10.58	1.161	11.75	22.82
802.11ac(VHT20)			10.59	1.149	11.74	22.85
802.11a	5720 (UNII 3 Band)	144	5.11	0.581	5.69	30.00
802.11n(HT20)			4.93	1.161	6.09	30.00
802.11ac(VHT20)			4.97	1.149	6.12	30.00

Mode	Frequency [MHz]	Channel	Measured Power (dBm)	Duty Cycle Factor (dB)	Total Power (dBm)	Limit (dBm)
802.11n(HT40)	5710 (UNII 2C Band)	142	3.56	3.203	6.77	23.98
802.11ac(VHT40)			2.94	3.700	6.64	23.98
802.11n(HT40)	5710 (UNII 3 Band)	142	-7.86	3.203	-4.66	30.00
802.11ac(VHT40)			-8.22	3.700	-4.52	30.00

Mode	Frequency [MHz]	Channel	Measured Power (dBm)	Duty Cycle Factor (dB)	Total Power (dBm)	Limit (dBm)
802.11ac(VHT80)	5690 (UNII 2C Band)	138	3.18	3.407	6.59	23.98
	5690 (UNII 3 Band)	138	-10.12	3.407	-6.71	30.00

▣ Test Plots

802.11a UNII 2C Band	802.11a UNII 3 Band
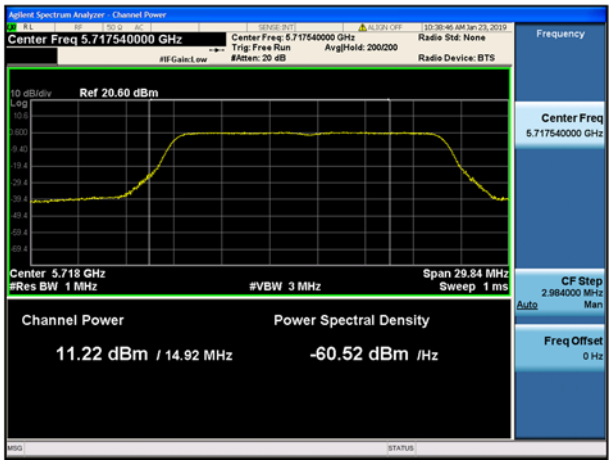	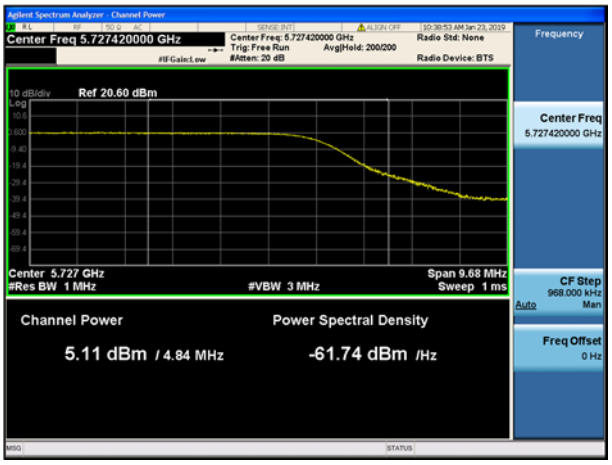
802.11n(HT20) UNII 2C Band	**802.11n(HT20) UNII 3 Band**
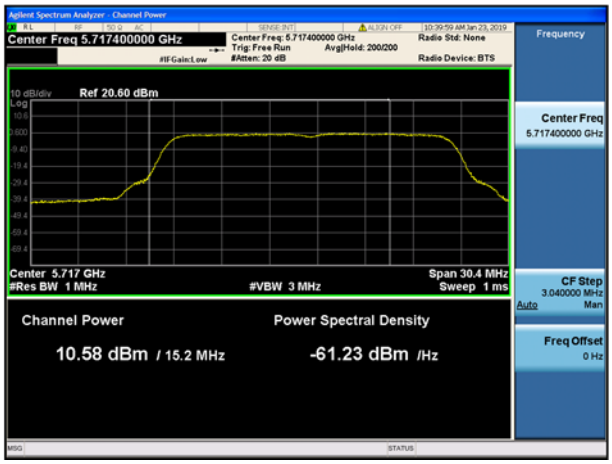	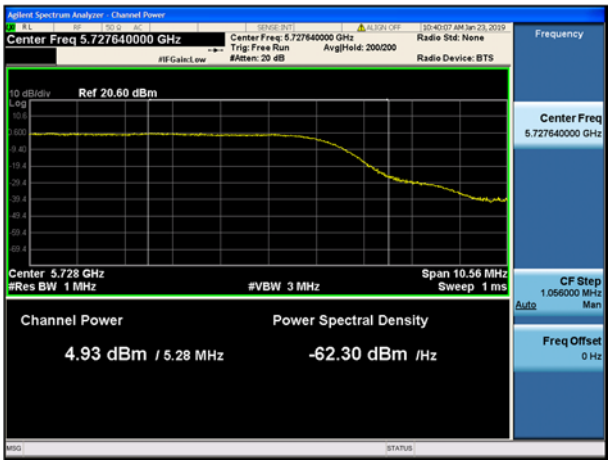
802.11ac(VHT20) UNII 2C Band	**802.11ac(VHT20) UNII 3 Band**
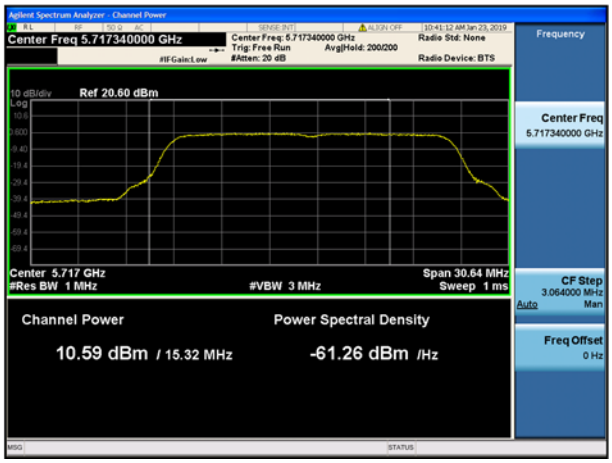	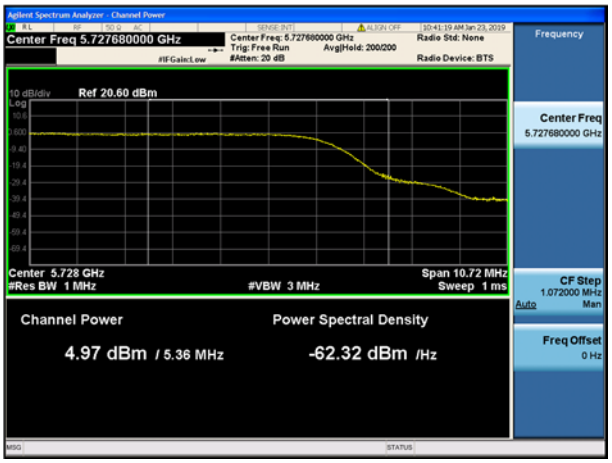

802.11n(HT40) UNII 2C Band	802.11n(HT40) UNII 3 Band
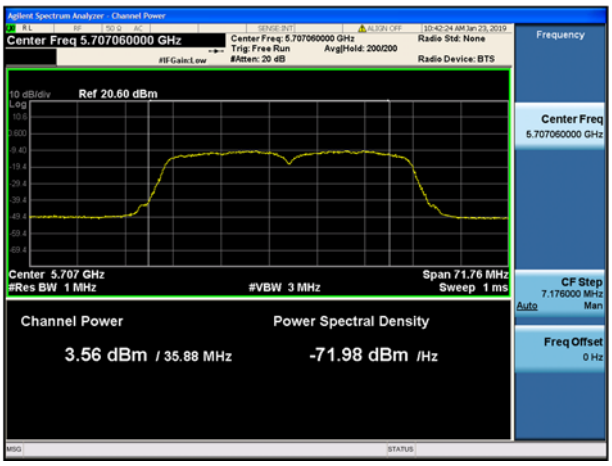	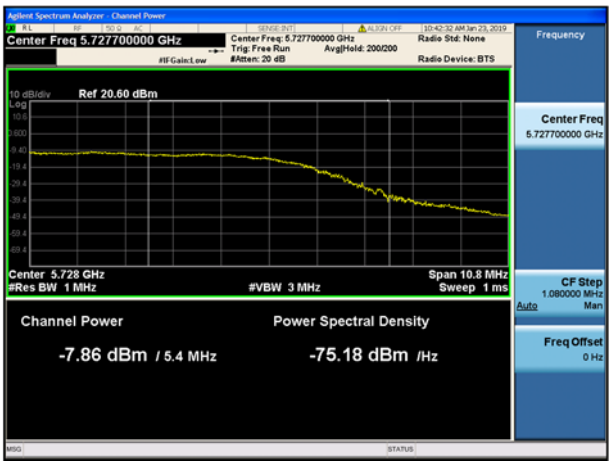
802.11ac(VHT40) UNII 2C Band	**802.11ac(VHT40) UNII 3 Band**
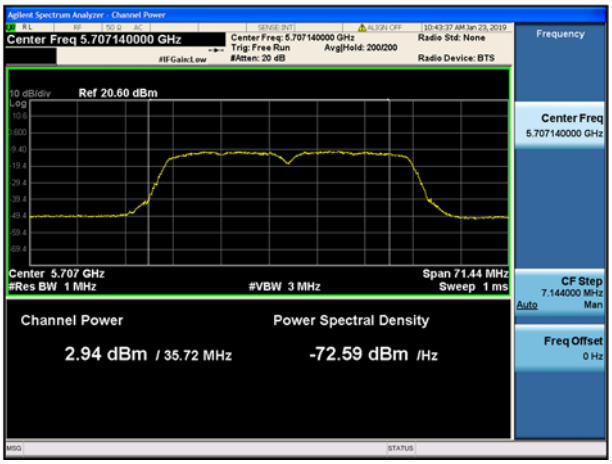	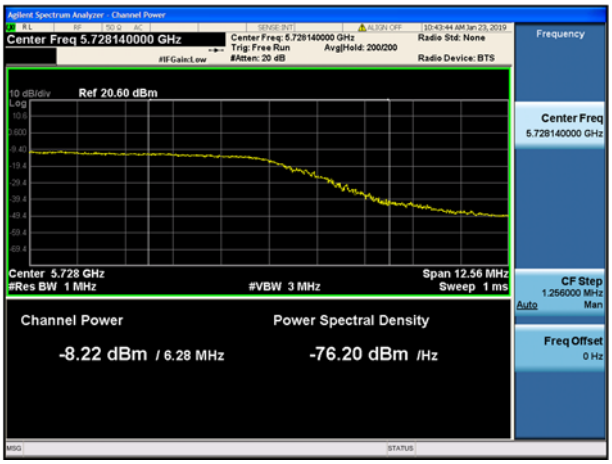
802.11ac(VHT80) UNII 2C Band	**802.11ac(VHT80) UNII 3 Band**
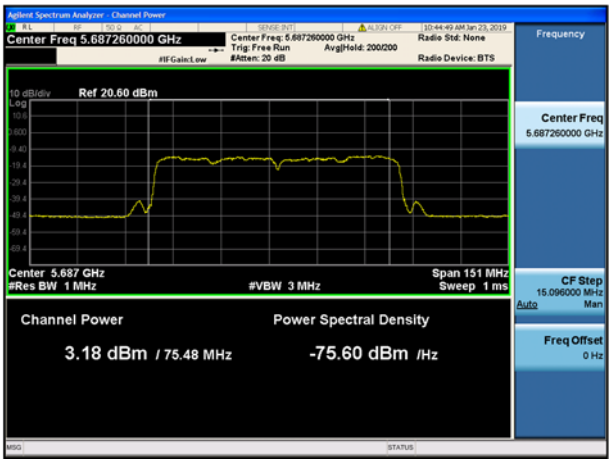	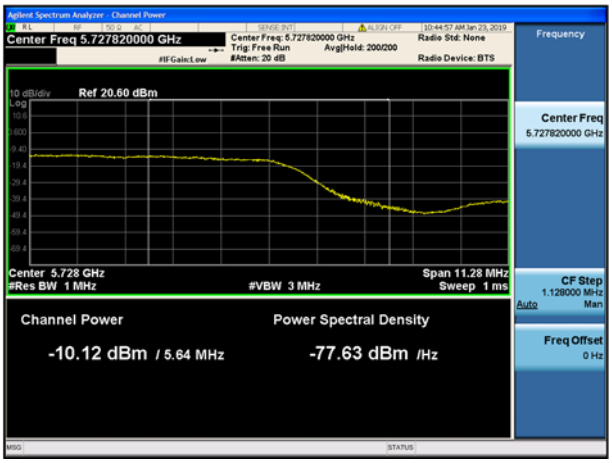

10.7.4 Power Spectral Density

Mode	Frequency [MHz]	Channel	Measured Density (dBm)	Duty Cycle Factor (dB)	Total PSD (dBm)	Limit (dBm)
802.11a	5720 (UNII 2C Band)	144	0.966	0.581	1.547	11.00
802.11n(HT20)			0.581	1.161	1.742	11.00
802.11ac(VHT20)			0.383	1.149	1.532	11.00
802.11a	5720 (UNII 3 Band)	144	-2.087	0.581	-1.506	30.00
802.11n(HT20)			-2.258	1.161	-1.096	30.00
802.11ac(VHT20)			-2.942	1.149	-1.793	30.00

Mode	Frequency [MHz]	Channel	Measured Density (dBm)	Duty Cycle Factor (dB)	Total PSD (dBm)	Limit (dBm)
802.11n(HT40)	5710 (UNII 2C Band)	142	-9.960	3.203	-6.757	11.00
802.11ac(VHT40)			-9.789	3.700	-6.088	11.00
802.11n(HT40)	5710 (UNII 3 Band)	142	-12.682	3.203	-9.479	30.00
802.11ac(VHT40)			-12.269	3.700	-8.569	30.00

Mode	Frequency [MHz]	Channel	Measured Density (dBm)	Duty Cycle Factor (dB)	Total PSD (dBm)	Limit (dBm)
802.11ac(VHT80)	5690 (UNII 2C Band)	138	-12.839	3.407	-9.432	11.00
	5690 (UNII 3 Band)	138	-16.009	3.407	-12.602	30.00

▣ Test Plots

802.11a UNII 2C Band	802.11a UNII 3 Band
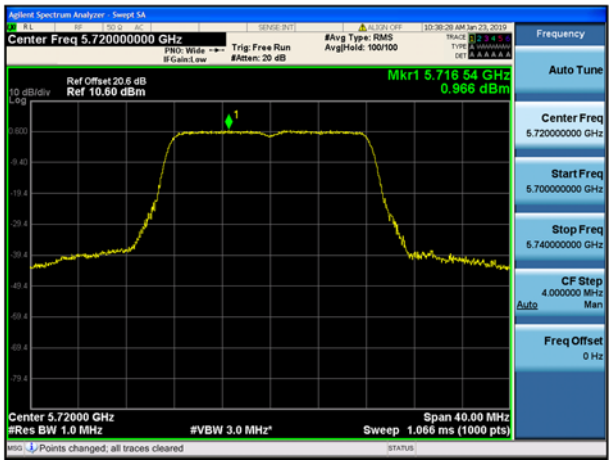	
802.11n(HT20) UNII 2C Band	**802.11n(HT20) UNII 3 Band**
802.11ac(VHT20) UNII 2C Band	**802.11ac(VHT20) UNII 3 Band**

802.11n(HT40) UNII 2C Band	802.11n(HT40) UNII 3 Band
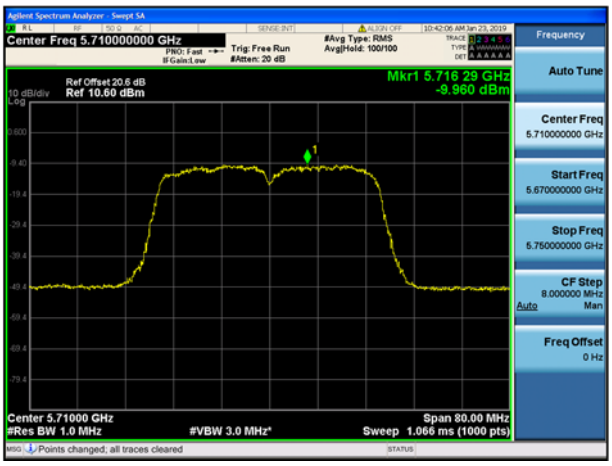	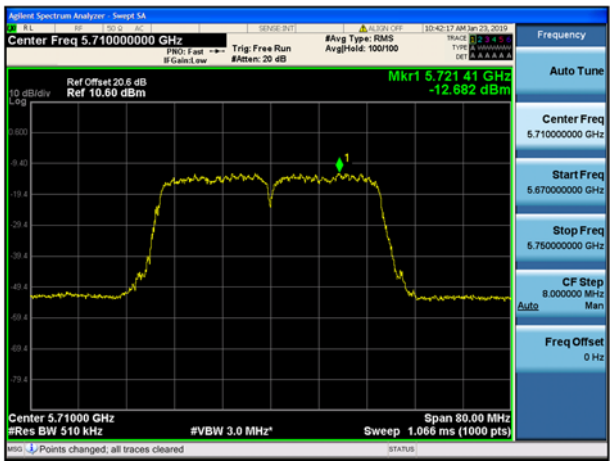
802.11ac(VHT40) UNII 2C Band	**802.11ac(VHT40) UNII 3 Band**
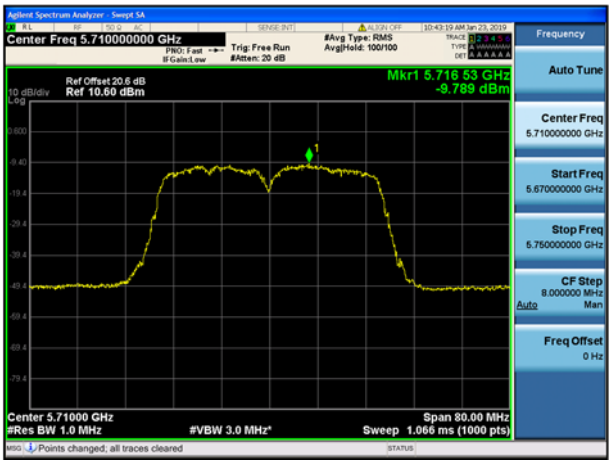	
802.11ac(VHT80) UNII 2C Band	**802.11ac(VHT80) UNII 3 Band**
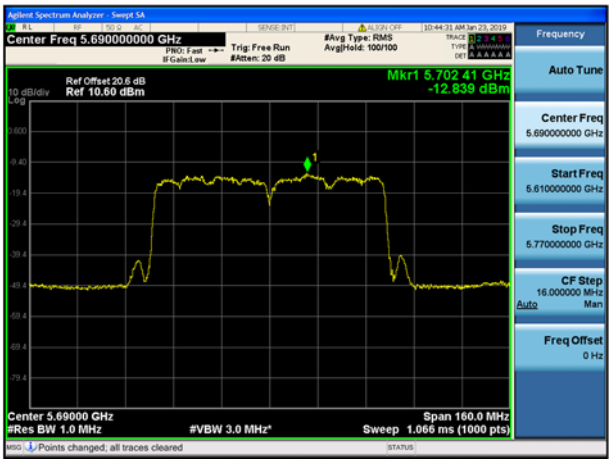	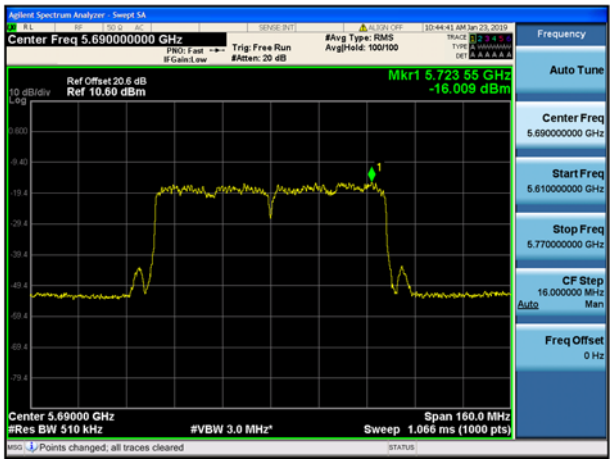

10.8 RADIATED SPURIOUS EMISSIONS

Frequency Range : 9 kHz – 30MHz

Frequency	Reading	Ant. factor	Cable loss	Ant. POL	Total	Limit	Margin
MHz	dBuV/m	dBm/m	dBm	(H/V)	dBuV/m	dBuV/m	dB
No Critical peaks found							

Note:

1. The reading of emissions are attenuated more than 20 dB below the permissible limits or the field strength is too small to be measured.
2. Distance extrapolation factor = 40*log (specific distance / test distance) (dB)
3. Limit line = specific Limits (dBuV) + Distance extrapolation factor
4. The test results for below 30 MHz is correlated to an open site.
   The result on OFS is about 2 dB higher than semi-anechoic chamber(10 m chamber)

Frequency Range : Below 1 GHz

Frequency	Reading	Ant. factor	Cable loss	Ant. POL	Total	Limit	Margin
MHz	dBuV/m	dBm/m	dBm	(H/V)	dBuV/m	dBuV/m	dB
No Critical peaks found							

Note:

1. Radiated emissions measured in frequency range from 30 MHz to 1000 MHz were made with an instrument using Quasi peak detector mode

Frequency Range : Above 1 GHz

Band : UNII 1
Operation Mode: 802.11 a
Transfer Rate: 6 Mbps
Operating Frequency 5180 MHz
Channel No. 36 Ch

Frequency [MHz]	Reading [dBuV]	A.F.+C.L.-A.G+D.F. [dB]	ANT. POL [H/V]	Total [dBuV/m]	Limit [dBuV/m]	Margin [dB]	Measurement Type
10360	54.33	-2.65	V	51.68	68.20	16.52	PK
15540	66.71	-1.94	V	64.77	73.98	9.21	PK
15540	51.08	-1.94	V	49.14	53.98	4.84	AV
10360	53.31	-2.65	H	50.66	68.20	17.54	PK
15540	67.91	-1.94	H	65.97	73.98	8.01	PK
15540	52.85	-1.94	H	50.91	53.98	3.07	AV

Band : UNII 1
Operation Mode: 802.11 a
Transfer Rate: 6 Mbps
Operating Frequency 5200 MHz
Channel No. 40 Ch

Frequency [MHz]	Reading [dBuV]	A.F.+C.L.-A.G+D.F. [dB]	ANT. POL [H/V]	Total [dBuV/m]	Limit [dBuV/m]	Margin [dB]	Measurement Type
10400	54.98	-1.87	V	53.11	68.20	15.09	PK
15600	65.95	-3.09	V	62.86	73.98	11.12	PK
15600	51.24	-3.09	V	48.15	53.98	5.83	AV
10400	54.40	-1.87	H	52.53	68.20	15.67	PK
15600	67.93	-3.09	H	64.84	73.98	9.14	PK
15600	53.23	-3.09	H	50.14	53.98	3.84	AV

Band :	UNII 1
Operation Mode:	802.11 a
Transfer Rate:	6 Mbps
Operating Frequency	5240 MHz
Channel No.	48 Ch

Frequency [MHz]	Reading [dBuV]	A.F.+C.L.-A.G+D.F. [dB]	ANT. POL [H/V]	Total [dBuV/m]	Limit [dBuV/m]	Margin [dB]	Measurement Type
10480	54.18	-3.26	V	50.92	68.20	17.28	PK
15720	64.54	-3.27	V	61.27	73.98	12.71	PK
15720	49.73	-3.27	V	46.46	53.98	7.52	AV
10480	55.49	-3.26	H	52.23	68.20	15.97	PK
15720	65.38	-3.27	H	62.11	73.98	11.87	PK
15720	50.55	-3.27	H	47.28	53.98	6.70	AV

Band : UNII 1
Operation Mode: 802.11 n(HT20)
Transfer MCS Index: MCS0
Operating Frequency 5180 MHz
Channel No. 36 Ch

Frequency [MHz]	Reading [dBuV]	A.F.+C.L.-A.G+D.F. [dB]	ANT. POL [H/V]	Total [dBuV/m]	Limit [dBuV/m]	Margin [dB]	Measurement Type
10360	53.90	-2.65	V	51.25	68.20	16.95	PK
15540	67.65	-1.94	V	65.71	73.98	8.27	PK
15540	52.38	-1.94	V	50.44	53.98	3.54	AV
10360	53.33	-2.65	H	50.68	68.20	17.52	PK
15540	68.65	-1.94	H	66.71	73.98	7.27	PK
15540	52.51	-1.94	H	50.57	53.98	3.41	AV

Band : UNII 1
Operation Mode: 802.11 n(HT20)
Transfer MCS Index: MCS0
Operating Frequency 5200 MHz
Channel No. 40 Ch

Frequency [MHz]	Reading [dBuV]	A.F.+C.L.-A.G+D.F. [dB]	ANT. POL [H/V]	Total [dBuV/m]	Limit [dBuV/m]	Margin [dB]	Measurement Type
10400	54.42	-1.87	V	52.55	68.20	15.65	PK
15600	68.77	-3.09	V	65.68	73.98	8.30	PK
15600	52.85	-3.09	V	49.76	53.98	4.22	AV
10400	53.65	-1.87	H	51.78	68.20	16.42	PK
15600	69.21	-3.09	H	66.12	73.98	7.86	PK
15600	53.16	-3.09	H	50.07	53.98	3.91	AV

Band :	UNII 1
Operation Mode:	802.11 n(HT20)
Transfer MCS Index:	MCS0
Operating Frequency	5240 MHz
Channel No.	48 Ch

Frequency [MHz]	Reading [dBuV]	A.F.+C.L.-A.G+D.F. [dB]	ANT. POL [H/V]	Total [dBuV/m]	Limit [dBuV/m]	Margin [dB]	Measurement Type
10480	53.89	-3.26	V	50.63	68.20	17.57	PK
15720	64.75	-3.27	V	61.48	73.98	12.50	PK
15720	49.85	-3.27	V	46.58	53.98	7.40	AV
10480	53.38	-3.26	H	50.12	68.20	18.08	PK
15720	65.84	-3.27	H	62.57	73.98	11.41	PK
15720	50.40	-3.27	H	47.13	53.98	6.85	AV

Band : UNII 1

Operation Mode: 802.11 ac(VHT20)

Transfer MCS Index: MCS0

Operating Frequency 5180 MHz

Channel No. 36 Ch

Frequency [MHz]	Reading [dBuV]	A.F.+C.L.-A.G+D.F. [dB]	ANT. POL [H/V]	Total [dBuV/m]	Limit [dBuV/m]	Margin [dB]	Measurement Type
10360	54.19	-2.65	V	51.54	68.20	16.66	PK
15540	66.89	-1.94	V	64.95	73.98	9.03	PK
15540	52.05	-1.94	V	50.11	53.98	3.87	AV
10360	53.88	-2.65	H	51.23	68.20	16.97	PK
15540	68.70	-1.94	H	66.76	73.98	7.22	PK
15540	52.33	-1.94	H	50.39	53.98	3.59	AV

Band : UNII 1

Operation Mode: 802.11 ac(VHT20)

Transfer MCS Index: MCS0

Operating Frequency 5200 MHz

Channel No. 40 Ch

Frequency [MHz]	Reading [dBuV]	A.F.+C.L.-A.G+D.F. [dB]	ANT. POL [H/V]	Total [dBuV/m]	Limit [dBuV/m]	Margin [dB]	Measurement Type
10400	54.55	-1.87	V	52.68	68.20	15.52	PK
15600	68.01	-3.09	V	64.92	73.98	9.06	PK
15600	52.43	-3.09	V	49.34	53.98	4.64	AV
10400	54.12	-1.87	H	52.25	68.20	15.95	PK
15600	68.95	-3.09	H	65.86	73.98	8.12	PK
15600	52.56	-3.09	H	49.47	53.98	4.51	AV

Band :	UNII 1
Operation Mode:	802.11 ac(VHT20)
Transfer MCS Index:	MCS0
Operating Frequency	5240 MHz
Channel No.	48 Ch

Frequency [MHz]	Reading [dBuV]	A.F.+C.L.-A.G+D.F. [dB]	ANT. POL [H/V]	Total [dBuV/m]	Limit [dBuV/m]	Margin [dB]	Measurement Type
10480	54.13	-3.26	V	50.87	68.20	17.33	PK
15720	65.78	-3.27	V	62.51	73.98	11.47	PK
15720	50.12	-3.27	V	46.85	53.98	7.13	AV
10480	53.80	-3.26	H	50.54	68.20	17.66	PK
15720	66.30	-3.27	H	63.03	73.98	10.95	PK
15720	50.50	-3.27	H	47.23	53.98	6.75	AV

Band : UNII 1
Operation Mode: 802.11 n(HT40)
Transfer MCS Index: 0
Operating Frequency 5190 MHz
Channel No. 38 Ch

Frequency [MHz]	Reading [dBuV]	A.F.+C.L.-A.G+D.F. [dB]	ANT. POL [H/V]	Total [dBuV/m]	Limit [dBuV/m]	Margin [dB]	Measurement Type
10380	55.81	-2.37	V	53.44	68.20	14.76	PK
15570	54.26	-3.21	V	51.05	73.98	22.93	PK
15570	39.91	-3.21	V	36.70	53.98	17.28	AV
10380	55.48	-2.37	H	53.11	68.20	15.09	PK
15570	54.57	-3.21	H	51.36	73.98	22.62	PK
15570	39.98	-3.21	H	36.77	53.98	17.21	AV

Band : UNII 1
Operation Mode: 802.11 n(HT40)
Transfer MCS Index: 0
Operating Frequency 5230 MHz
Channel No. 46 Ch

Frequency [MHz]	Reading [dBuV]	A.F.+C.L.-A.G+D.F. [dB]	ANT. POL [H/V]	Total [dBuV/m]	Limit [dBuV/m]	Margin [dB]	Measurement Type
10460	54.84	-3.06	V	51.78	68.20	16.42	PK
15690	53.89	-2.89	V	51.00	73.98	22.98	PK
15690	40.55	-2.89	V	37.66	53.98	16.32	AV
10460	54.45	-3.06	H	51.39	68.20	16.81	PK
15690	54.36	-2.89	H	51.47	73.98	22.51	PK
15690	40.61	-2.89	H	37.72	53.98	16.26	AV

Band : UNII 1
Operation Mode: 802.11 ac(VHT40)
Transfer MCS Index: 0
Operating Frequency 5190 MHz
Channel No. 38 Ch

Frequency [MHz]	Reading [dBuV]	A.F.+C.L.-A.G+D.F. [dB]	ANT. POL [H/V]	Total [dBuV/m]	Limit [dBuV/m]	Margin [dB]	Measurement Type
10380	54.79	-2.37	V	52.42	68.20	15.78	PK
15570	54.12	-3.21	V	50.91	73.98	23.07	PK
15570	40.04	-3.21	V	36.83	53.98	17.15	AV
10380	54.25	-2.37	H	51.88	68.20	16.32	PK
15570	54.59	-3.21	H	51.38	73.98	22.60	PK
15570	40.02	-3.21	H	36.81	53.98	17.17	AV

Band : UNII 1
Operation Mode: 802.11 ac(VHT40)
Transfer MCS Index: 0
Operating Frequency 5230 MHz
Channel No. 46 Ch

Frequency [MHz]	Reading [dBuV]	A.F.+C.L.-A.G+D.F. [dB]	ANT. POL [H/V]	Total [dBuV/m]	Limit [dBuV/m]	Margin [dB]	Measurement Type
10460	54.57	-3.06	V	51.51	68.20	16.69	PK
15690	54.89	-2.89	V	52.00	73.98	21.98	PK
15690	40.38	-2.89	V	37.49	53.98	16.49	AV
10460	54.21	-3.06	H	51.15	68.20	17.05	PK
15690	55.12	-2.89	H	52.23	73.98	21.75	PK
15690	40.66	-2.89	H	37.77	53.98	16.21	AV

Band :	UNII 1
Operation Mode:	802.11 ac(VHT80)
Transfer MCS Index:	0
Operating Frequency	5210 MHz
Channel No.	42 Ch

Frequency [MHz]	Reading [dBuV]	A.F.+C.L.-A.G+D.F. [dB]	ANT. POL [H/V]	Total [dBuV/m]	Limit [dBuV/m]	Margin [dB]	Measurement Type
10420	54.46	-2.57	V	51.89	68.20	16.31	PK
15630	52.33	-3.60	V	48.73	73.98	25.25	PK
15630	39.76	-3.60	V	36.16	53.98	17.82	AV
10420	53.93	-2.57	H	51.36	68.20	16.84	PK
15630	53.37	-3.60	H	49.77	73.98	24.21	PK
15630	39.91	-3.60	H	36.31	53.98	17.67	AV

Band : UNII 2A
Operation Mode: 802.11 a
Transfer Rate: 6 Mbps
Operating Frequency 5260 MHz
Channel No. 52 Ch

Frequency [MHz]	Reading [dBuV]	A.F.+C.L.-A.G+D.F. [dB]	ANT. POL [H/V]	Total [dBuV/m]	Limit [dBuV/m]	Margin [dB]	Measurement Type
10520	54.69	-3.16	V	51.53	68.20	16.67	PK
15780	64.40	-3.15	V	61.25	73.98	12.73	PK
15780	49.52	-3.15	V	46.37	53.98	7.61	AV
10520	54.31	-3.16	H	51.15	68.20	17.05	PK
15780	65.95	-3.15	H	62.80	73.98	11.18	PK
15780	50.49	-3.15	H	47.34	53.98	6.64	AV

Band : UNII 2A
Operation Mode: 802.11 a
Transfer Rate: 6 Mbps
Operating Frequency 5300 MHz
Channel No. 60 Ch

Frequency [MHz]	Reading [dBuV]	A.F.+C.L.-A.G+D.F. [dB]	ANT. POL [H/V]	Total [dBuV/m]	Limit [dBuV/m]	Margin [dB]	Measurement Type
10600	55.05	-2.95	V	52.10	73.98	21.88	PK
10600	40.70	-2.95	V	37.75	53.98	16.23	AV
15900	60.64	-4.05	V	56.59	73.98	17.39	PK
15900	45.56	-4.05	V	41.51	53.98	12.47	AV
10600	53.14	-2.95	H	50.19	73.98	23.79	PK
10600	39.85	-2.95	H	36.90	53.98	17.08	AV
15900	61.00	-4.05	H	56.95	73.98	17.03	PK
15900	46.47	-4.05	H	42.42	53.98	11.56	AV

Band :	UNII 2A
Operation Mode:	802.11 a
Transfer Rate:	6 Mbps
Operating Frequency	5320 MHz
Channel No.	64 Ch

Frequency [MHz]	Reading [dBuV]	A.F.+C.L.-A.G+D.F. [dB]	ANT. POL [H/V]	Total [dBuV/m]	Limit [dBuV/m]	Margin [dB]	Measurement Type
10640	52.81	-2.94	V	49.87	73.98	24.11	PK
10640	39.61	-2.94	V	36.67	53.98	17.31	AV
15960	61.78	-3.62	V	58.16	73.98	15.82	PK
15960	46.76	-3.62	V	43.14	53.98	10.84	AV
10640	51.99	-2.94	H	49.05	73.98	24.93	PK
10640	39.48	-2.94	H	36.54	53.98	17.44	AV
15960	61.15	-3.62	H	57.53	73.98	16.45	PK
15960	46.31	-3.62	H	42.69	53.98	11.29	AV

Band : UNII 2A

Operation Mode: 802.11 n(HT20)

Transfer MCS Index: MCS0

Operating Frequency 5260 MHz

Channel No. 52 Ch

Frequency [MHz]	Reading [dBuV]	A.F.+C.L.-A.G+D.F. [dB]	ANT. POL [H/V]	Total [dBuV/m]	Limit [dBuV/m]	Margin [dB]	Measurement Type
10520	54.00	-3.16	V	50.84	68.20	17.36	PK
15780	65.19	-3.15	V	62.04	73.98	11.94	PK
15780	50.15	-3.15	V	47.00	53.98	6.98	AV
10520	53.88	-3.16	H	50.72	68.20	17.48	PK
15780	66.42	-3.15	H	63.27	73.98	10.71	PK
15780	50.29	-3.15	H	47.14	53.98	6.84	AV

Band : UNII 2A

Operation Mode: 802.11 n(HT20)

Transfer MCS Index: MCS0

Operating Frequency 5300 MHz

Channel No. 60 Ch

Frequency [MHz]	Reading [dBuV]	A.F.+C.L.-A.G+D.F. [dB]	ANT. POL [H/V]	Total [dBuV/m]	Limit [dBuV/m]	Margin [dB]	Measurement Type
10600	53.46	-2.95	V	50.51	73.98	23.47	PK
10600	40.61	-2.95	V	37.66	53.98	16.32	AV
15900	61.99	-4.05	V	57.94	73.98	16.04	PK
15900	46.32	-4.05	V	42.27	53.98	11.71	AV
10600	52.89	-2.95	H	49.94	73.98	24.04	PK
10600	40.48	-2.95	H	37.53	53.98	16.45	AV
15900	62.57	-4.05	H	58.52	73.98	15.46	PK
15900	46.51	-4.05	H	42.46	53.98	11.52	AV

Band :	UNII 2A
Operation Mode:	802.11 n(HT20)
Transfer MCS Index:	MCS0
Operating Frequency	5320 MHz
Channel No.	64 Ch

Frequency [MHz]	Reading [dBuV]	A.F.+C.L.-A.G+D.F. [dB]	ANT. POL [H/V]	Total [dBuV/m]	Limit [dBuV/m]	Margin [dB]	Measurement Type
10640	53.22	-2.94	V	50.28	73.98	23.70	PK
10640	39.73	-2.94	V	36.79	53.98	17.19	AV
15960	63.35	-3.62	V	59.73	73.98	14.25	PK
15960	46.80	-3.62	V	43.18	53.98	10.80	AV
10640	52.71	-2.94	H	49.77	73.98	24.21	PK
10640	39.56	-2.94	H	36.62	53.98	17.36	AV
15960	62.70	-3.62	H	59.08	73.98	14.90	PK
15960	46.73	-3.62	H	43.11	53.98	10.87	AV

Band : UNII 2A

Operation Mode: 802.11 ac(VHT20)

Transfer MCS Index: MCS0

Operating Frequency 5260MHz

Channel No. 52 Ch

Frequency [MHz]	Reading [dBuV]	A.F.+C.L.-A.G+D.F. [dB]	ANT. POL [H/V]	Total [dBuV/m]	Limit [dBuV/m]	Margin [dB]	Measurement Type
10520	54.19	-3.16	V	51.03	68.20	17.17	PK
15780	65.79	-3.15	V	62.64	73.98	11.34	PK
15780	50.07	-3.15	V	46.92	53.98	7.06	AV
10520	54.08	-3.16	H	50.92	68.20	17.28	PK
15780	66.76	-3.15	H	63.61	73.98	10.37	PK
15780	50.27	-3.15	H	47.12	53.98	6.86	AV

Band : UNII 2A

Operation Mode: 802.11 ac(VHT20)

Transfer MCS Index: MCS0

Operating Frequency 5300 MHz

Channel No. 60 Ch

Frequency [MHz]	Reading [dBuV]	A.F.+C.L.-A.G+D.F. [dB]	ANT. POL [H/V]	Total [dBuV/m]	Limit [dBuV/m]	Margin [dB]	Measurement Type
10600	53.55	-2.95	V	50.60	73.98	23.38	PK
10600	40.58	-2.95	V	37.63	53.98	16.35	AV
15900	61.85	-4.05	V	57.80	73.98	16.18	PK
15900	46.25	-4.05	V	42.20	53.98	11.78	AV
10600	52.89	-2.95	H	49.94	73.98	24.04	PK
10600	40.32	-2.95	H	37.37	53.98	16.61	AV
15900	62.03	-4.05	H	57.98	73.98	16.00	PK
15900	46.63	-4.05	H	42.58	53.98	11.40	AV

Band :	UNII 2A
Operation Mode:	802.11 ac(VHT20)
Transfer MCS Index:	MCS0
Operating Frequency	5320 MHz
Channel No.	64 Ch

Frequency [MHz]	Reading [dBuV]	A.F.+C.L.-A.G+D.F. [dB]	ANT. POL [H/V]	Total [dBuV/m]	Limit [dBuV/m]	Margin [dB]	Measurement Type
10640	52.94	-2.94	V	50.00	73.98	23.98	PK
10640	39.67	-2.94	V	36.73	53.98	17.25	AV
15960	62.35	-3.62	V	58.73	73.98	15.25	PK
15960	46.23	-3.62	V	42.61	53.98	11.37	AV
10640	52.35	-2.94	H	49.41	73.98	24.57	PK
10640	39.60	-2.94	H	36.66	53.98	17.32	AV
15960	61.87	-3.62	H	58.25	73.98	15.73	PK
15960	45.91	-3.62	H	42.29	53.98	11.69	AV

Band : UNII 2A
Operation Mode: 802.11 n(HT40)
Transfer MCS Index: 0
Operating Frequency 5270 MHz
Channel No. 54 Ch

Frequency [MHz]	Reading [dBuV]	A.F.+C.L.-A.G+D.F. [dB]	ANT. POL [H/V]	Total [dBuV/m]	Limit [dBuV/m]	Margin [dB]	Measurement Type
10540	53.65	-2.72	V	50.93	68.20	17.27	PK
15810	51.51	-3.71	V	47.80	73.98	26.18	PK
15810	38.91	-3.71	V	35.20	53.98	18.78	AV
10540	53.73	-2.72	H	51.01	68.20	17.19	PK
15810	51.69	-3.71	H	47.98	73.98	26.00	PK
15810	39.02	-3.71	H	35.31	53.98	18.67	AV

Band : UNII 2A
Operation Mode: 802.11 n(HT40)
Transfer MCS Index: 0
Operating Frequency 5310 MHz
Channel No. 62 Ch

Frequency [MHz]	Reading [dBuV]	A.F.+C.L.-A.G+D.F. [dB]	ANT. POL [H/V]	Total [dBuV/m]	Limit [dBuV/m]	Margin [dB]	Measurement Type
10620	54.53	-3.11	V	51.42	73.98	22.56	PK
10620	41.20	-3.11	V	38.09	53.98	15.89	AV
15930	52.32	-4.27	V	48.05	73.98	25.93	PK
15930	38.85	-4.27	V	34.58	53.98	19.40	AV
10620	53.94	-3.11	H	50.83	73.98	23.15	PK
10620	40.89	-3.11	H	37.78	53.98	16.20	AV
15930	49.86	-4.27	H	45.59	73.98	28.39	PK
15930	38.37	-4.27	H	34.10	53.98	19.88	AV

Band : UNII 2A
Operation Mode: 802.11 ac(VHT40)
Transfer MCS Index: 0
Operating Frequency 5270 MHz
Channel No. 54 Ch

Frequency [MHz]	Reading [dBuV]	A.F.+C.L.-A.G+D.F. [dB]	ANT. POL [H/V]	Total [dBuV/m]	Limit [dBuV/m]	Margin [dB]	Measurement Type
10540	52.85	-2.72	V	50.13	68.20	18.07	PK
15810	50.89	-3.71	V	47.18	73.98	26.80	PK
15810	38.99	-3.71	V	35.28	53.98	18.70	AV
10540	53.66	-2.72	H	50.94	68.20	17.26	PK
15810	52.65	-3.71	H	48.94	73.98	25.04	PK
15810	39.14	-3.71	H	35.43	53.98	18.55	AV

Band : UNII 2A
Operation Mode: 802.11 ac(VHT40)
Transfer MCS Index: 0
Operating Frequency 5310 MHz
Channel No. 62 Ch

Frequency [MHz]	Reading [dBuV]	A.F.+C.L.-A.G+D.F. [dB]	ANT. POL [H/V]	Total [dBuV/m]	Limit [dBuV/m]	Margin [dB]	Measurement Type
10620	53.79	-3.11	V	50.68	73.98	23.30	PK
10620	40.99	-3.11	V	37.88	53.98	16.10	AV
15930	52.38	-4.27	V	48.11	73.98	25.87	PK
15930	38.74	-4.27	V	34.47	53.98	19.51	AV
10620	52.85	-3.11	H	49.74	73.98	24.24	PK
10620	40.81	-3.11	H	37.70	53.98	16.28	AV
15930	49.76	-4.27	H	45.49	73.98	28.49	PK
15930	38.65	-4.27	H	34.38	53.98	19.60	AV

Band :	UNII 2A
Operation Mode:	802.11 ac(VHT80)
Transfer MCS Index:	0
Operating Frequency	5290 MHz
Channel No.	58 Ch

Frequency [MHz]	Reading [dBuV]	A.F.+C.L.-A.G+D.F. [dB]	ANT. POL [H/V]	Total [dBuV/m]	Limit [dBuV/m]	Margin [dB]	Measurement Type
10580	53.15	-2.88	V	50.27	68.20	17.93	PK
15870	51.96	-4.22	V	47.74	73.98	26.24	PK
15870	39.36	-4.22	V	35.14	53.98	18.84	AV
10580	53.55	-2.88	H	50.67	68.20	17.53	PK
15870	52.09	-4.22	H	47.87	73.98	26.11	PK
15870	39.48	-4.22	H	35.26	53.98	18.72	AV

Band : UNII 2C
Operation Mode: 802.11 a
Transfer Rate: 6 Mbps
Operating Frequency 5500 MHz
Channel No. 100 Ch

Frequency [MHz]	Reading [dBuV]	A.F.+C.L.-A.G+D.F. [dB]	ANT. POL [H/V]	Total [dBuV/m]	Limit [dBuV/m]	Margin [dB]	Measurement Type
11000	53.27	-1.71	V	51.56	73.98	22.42	PK
11000	41.32	-1.71	V	39.61	53.98	14.37	AV
16500	54.44	-1.82	V	52.62	68.20	15.58	PK
11000	53.06	-1.71	H	51.35	73.98	22.63	PK
11000	39.71	-1.71	H	38.00	53.98	15.98	AV
16500	52.35	-1.82	H	50.53	68.20	17.67	PK

Band : UNII 2C
Operation Mode: 802.11 a
Transfer Rate: 6 Mbps
Operating Frequency 5600 MHz
Channel No. 120 Ch

Frequency [MHz]	Reading [dBuV]	A.F.+C.L.-A.G+D.F. [dB]	ANT. POL [H/V]	Total [dBuV/m]	Limit [dBuV/m]	Margin [dB]	Measurement Type
11200	53.24	-2.04	V	51.20	73.98	22.78	PK
11200	40.38	-2.04	V	38.34	53.98	15.64	AV
16800	54.97	0.84	V	55.81	68.20	12.39	PK
11200	53.00	-2.04	H	50.96	73.98	23.02	PK
11200	40.08	-2.04	H	38.04	53.98	15.94	AV
16800	53.40	0.84	H	54.24	68.20	13.96	PK

Band :	UNII 2C
Operation Mode:	802.11 a
Transfer Rate:	6 Mbps
Operating Frequency	5720 MHz
Channel No.	144 Ch

Frequency [MHz]	Reading [dBuV]	A.F.+C.L.-A.G+D.F. [dB]	ANT. POL [H/V]	Total [dBuV/m]	Limit [dBuV/m]	Margin [dB]	Measurement Type
11440	52.35	-1.48	V	50.87	73.98	23.11	PK
11440	39.50	-1.48	V	38.02	53.98	15.96	AV
17160	53.96	2.48	V	56.44	68.20	11.76	PK
11440	52.15	-1.48	H	50.67	73.98	23.31	PK
11440	39.14	-1.48	H	37.66	53.98	16.32	AV
17160	51.80	2.48	H	54.28	68.20	13.92	PK

Band : UNII 2C

Operation Mode: 802.11 n(HT20)

Transfer MCS Index: MCS0

Operating Frequency 5500 MHz

Channel No. 100 Ch

Frequency [MHz]	Reading [dBuV]	A.F.+C.L.-A.G+D.F. [dB]	ANT. POL [H/V]	Total [dBuV/m]	Limit [dBuV/m]	Margin [dB]	Measurement Type
11000	53.88	-1.71	V	52.17	73.98	21.81	PK
11000	41.25	-1.71	V	39.54	53.98	14.44	AV
16500	53.84	-1.82	V	52.02	68.20	16.18	PK
11000	53.31	-1.71	H	51.60	73.98	22.38	PK
11000	40.85	-1.71	H	39.14	53.98	14.84	AV
16500	53.31	-1.82	H	51.49	68.20	16.71	PK

Band : UNII 2C

Operation Mode: 802.11 n(HT20)

Transfer MCS Index: MCS0

Operating Frequency 5600 MHz

Channel No. 120 Ch

Frequency [MHz]	Reading [dBuV]	A.F.+C.L.-A.G+D.F. [dB]	ANT. POL [H/V]	Total [dBuV/m]	Limit [dBuV/m]	Margin [dB]	Measurement Type
11200	53.57	-2.04	V	51.53	73.98	22.45	PK
11200	40.25	-2.04	V	38.21	53.98	15.77	AV
16800	54.83	0.84	V	55.67	68.20	12.53	PK
11200	52.85	-2.04	H	50.81	73.98	23.17	PK
11200	40.18	-2.04	H	38.14	53.98	15.84	AV
16800	54.41	0.84	H	55.25	68.20	12.95	PK

Band :	UNII 2C
Operation Mode:	802.11 n(HT20)
Transfer MCS Index:	MCS0
Operating Frequency	5720 MHz
Channel No.	144 Ch

Frequency [MHz]	Reading [dBuV]	A.F.+C.L.-A.G+D.F. [dB]	ANT. POL [H/V]	Total [dBuV/m]	Limit [dBuV/m]	Margin [dB]	Measurement Type
11440	52.98	-1.48	V	51.50	73.98	22.48	PK
11440	39.44	-1.48	V	37.96	53.98	16.02	AV
17160	53.78	2.48	V	56.26	68.20	11.94	PK
11440	53.68	-1.48	H	52.20	73.98	21.78	PK
11440	39.20	-1.48	H	37.72	53.98	16.26	AV
17160	52.55	2.48	H	55.03	68.20	13.17	PK

Band : UNII 2C

Operation Mode: 802.11 ac(VHT20)

Transfer MCS Index: MCS0

Operating Frequency 5500 MHz

Channel No. 100 Ch

Frequency [MHz]	Reading [dBuV]	A.F.+C.L.-A.G+D.F. [dB]	ANT. POL [H/V]	Total [dBuV/m]	Limit [dBuV/m]	Margin [dB]	Measurement Type
11000	53.61	-1.71	V	51.90	73.98	22.08	PK
11000	41.45	-1.71	V	39.74	53.98	14.24	AV
16500	53.75	-1.82	V	51.93	68.20	16.27	PK
11000	52.84	-1.71	H	51.13	73.98	22.85	PK
11000	41.11	-1.71	H	39.40	53.98	14.58	AV
16500	53.02	-1.82	H	51.20	68.20	17.00	PK

Band : UNII 2C

Operation Mode: 802.11 ac(VHT20)

Transfer MCS Index: MCS0

Operating Frequency 5600 MHz

Channel No. 120 Ch

Frequency [MHz]	Reading [dBuV]	A.F.+C.L.-A.G+D.F. [dB]	ANT. POL [H/V]	Total [dBuV/m]	Limit [dBuV/m]	Margin [dB]	Measurement Type
11200	53.02	-2.04	V	50.98	73.98	23.00	PK
11200	40.29	-2.04	V	38.25	53.98	15.73	AV
16800	54.79	0.84	V	55.63	68.20	12.57	PK
11200	53.18	-2.04	H	51.14	73.98	22.84	PK
11200	40.20	-2.04	H	38.16	53.98	15.82	AV
16800	55.01	0.84	H	55.85	68.20	12.35	PK

Band :	UNII 2C
Operation Mode:	802.11 ac(VHT20)
Transfer MCS Index:	MCS0
Operating Frequency	5720 MHz
Channel No.	144 Ch

Frequency [MHz]	Reading [dBuV]	A.F.+C.L.-A.G+D.F. [dB]	ANT. POL [H/V]	Total [dBuV/m]	Limit [dBuV/m]	Margin [dB]	Measurement Type
11440	53.65	-1.48	V	52.17	73.98	21.81	PK
11440	39.38	-1.48	V	37.90	53.98	16.08	AV
17160	53.65	2.48	V	56.13	68.20	12.07	PK
11440	53.41	-1.48	H	51.93	73.98	22.05	PK
11440	39.18	-1.48	H	37.70	53.98	16.28	AV
17160	53.18	2.48	H	55.66	68.20	12.54	PK

Band : UNII 2C
Operation Mode: 802.11 n(HT40)
Transfer MCS Index: 0
Operating Frequency 5510 MHz
Channel No. 102 Ch

Frequency [MHz]	Reading [dBuV]	A.F.+C.L.-A.G+D.F. [dB]	ANT. POL [H/V]	Total [dBuV/m]	Limit [dBuV/m]	Margin [dB]	Measurement Type
11020	53.11	-1.51	V	51.60	73.98	22.38	PK
11020	41.76	-1.51	V	40.25	53.98	13.73	AV
16530	52.33	-2.25	V	50.08	68.20	18.12	PK
11020	52.94	-1.51	H	51.43	73.98	22.55	PK
11020	41.56	-1.51	H	40.05	53.98	13.93	AV
16530	52.12	-2.25	H	49.87	68.20	18.33	PK

Band : UNII 2C
Operation Mode: 802.11 n(HT40)
Transfer MCS Index: 0
Operating Frequency 5590 MHz
Channel No. 118 Ch

Frequency [MHz]	Reading [dBuV]	A.F.+C.L.-A.G+D.F. [dB]	ANT. POL [H/V]	Total [dBuV/m]	Limit [dBuV/m]	Margin [dB]	Measurement Type
11180	53.92	-1.73	V	52.19	73.98	21.79	PK
11180	42.43	-1.73	V	40.70	53.98	13.28	AV
16770	53.54	-1.41	V	52.13	68.20	16.07	PK
11180	52.99	-1.73	H	51.26	73.98	22.72	PK
11180	42.35	-1.73	H	40.62	53.98	13.36	AV
16770	52.74	-1.41	H	51.33	68.20	16.87	PK

Band :	UNII 2C
Operation Mode:	802.11 n(HT40)
Transfer MCS Index:	0
Operating Frequency	5710 MHz
Channel No.	142 Ch

Frequency [MHz]	Reading [dBuV]	A.F.+C.L.-A.G+D.F. [dB]	ANT. POL [H/V]	Total [dBuV/m]	Limit [dBuV/m]	Margin [dB]	Measurement Type
11420	53.00	-1.42	V	51.58	73.98	22.40	PK
11420	40.54	-1.42	V	39.12	53.98	14.86	AV
17130	52.69	2.14	V	54.83	68.20	13.37	PK
11420	52.60	-1.42	H	51.18	73.98	22.80	PK
11420	40.40	-1.42	H	38.98	53.98	15.00	AV
17130	52.53	2.14	H	54.67	68.20	13.53	PK

Band : UNII 2C
Operation Mode: 802.11 ac(VHT40)
Transfer MCS Index: 0
Operating Frequency 5510 MHz
Channel No. 102 Ch

Frequency [MHz]	Reading [dBuV]	A.F.+C.L.-A.G+D.F. [dB]	ANT. POL [H/V]	Total [dBuV/m]	Limit [dBuV/m]	Margin [dB]	Measurement Type
11020	53.35	-1.51	V	51.84	73.98	22.14	PK
11020	41.80	-1.51	V	40.29	53.98	13.69	AV
16530	52.68	-2.25	V	50.43	68.20	17.77	PK
11020	52.99	-1.51	H	51.48	73.98	22.50	PK
11020	41.68	-1.51	H	40.17	53.98	13.81	AV
16530	52.25	-2.25	H	50.00	68.20	18.20	PK

Band : UNII 2C
Operation Mode: 802.11 ac(VHT40)
Transfer MCS Index: 0
Operating Frequency 5590 MHz
Channel No. 118 Ch

Frequency [MHz]	Reading [dBuV]	A.F.+C.L.-A.G+D.F. [dB]	ANT. POL [H/V]	Total [dBuV/m]	Limit [dBuV/m]	Margin [dB]	Measurement Type
11180	53.58	-1.73	V	51.85	73.98	22.13	PK
11180	42.56	-1.73	V	40.83	53.98	13.15	AV
16770	53.48	-1.41	V	52.07	68.20	16.13	PK
11180	53.07	-1.73	H	51.34	73.98	22.64	PK
11180	42.48	-1.73	H	40.75	53.98	13.23	AV
16770	53.12	-1.41	H	51.71	68.20	16.49	PK

Band :	UNII 2C
Operation Mode:	802.11 ac(VHT40)
Transfer MCS Index:	0
Operating Frequency	5710 MHz
Channel No.	142 Ch

Frequency [MHz]	Reading [dBuV]	A.F.+C.L.-A.G+D.F. [dB]	ANT. POL [H/V]	Total [dBuV/m]	Limit [dBuV/m]	Margin [dB]	Measurement Type
11420	52.94	-1.42	V	51.52	73.98	22.46	PK
11420	40.59	-1.42	V	39.17	53.98	14.81	AV
17130	52.58	2.14	V	54.72	68.20	13.48	PK
11420	51.90	-1.42	H	50.48	73.98	23.50	PK
11420	40.38	-1.42	H	38.96	53.98	15.02	AV
17130	51.97	2.14	H	54.11	68.20	14.09	PK

Band : UNII 2C
Operation Mode: 802.11 ac(VHT80)
Transfer MCS Index: 0
Operating Frequency 5530 MHz
Channel No. 106 Ch

Frequency [MHz]	Reading [dBuV]	A.F.+C.L.-A.G+D.F. [dB]	ANT. POL [H/V]	Total [dBuV/m]	Limit [dBuV/m]	Margin [dB]	Measurement Type
11060	53.95	-1.56	V	52.39	73.98	21.59	PK
11060	42.63	-1.56	V	41.07	53.98	12.91	AV
16590	53.11	-2.06	V	51.05	68.20	17.15	PK
11060	53.25	-1.56	H	51.69	73.98	22.29	PK
11060	42.60	-1.56	H	41.04	53.98	12.94	AV
16590	52.25	-2.06	H	50.19	68.20	18.01	PK

Band : UNII 2C
Operation Mode: 802.11 ac(VHT80)
Transfer MCS Index: 0
Operating Frequency 5610 MHz
Channel No. 122 Ch

Frequency [MHz]	Reading [dBuV]	A.F.+C.L.-A.G+D.F. [dB]	ANT. POL [H/V]	Total [dBuV/m]	Limit [dBuV/m]	Margin [dB]	Measurement Type
11220	53.83	-2.33	V	51.50	73.98	22.48	PK
11220	41.69	-2.33	V	39.36	53.98	14.62	AV
16830	53.11	0.65	V	53.76	68.20	14.44	PK
11220	52.84	-2.33	H	50.51	73.98	23.47	PK
11220	41.24	-2.33	H	38.91	53.98	15.07	AV
16830	52.69	0.65	H	53.34	68.20	14.86	PK

Band :	UNII 2C
Operation Mode:	802.11 ac(VHT80)
Transfer MCS Index:	0
Operating Frequency	5690 MHz
Channel No.	138 Ch

Frequency [MHz]	Reading [dBuV]	A.F.+C.L.-A.G+D.F. [dB]	ANT. POL [H/V]	Total [dBuV/m]	Limit [dBuV/m]	Margin [dB]	Measurement Type
11380	52.99	-1.62	V	51.37	73.98	22.61	PK
11380	40.68	-1.62	V	39.06	53.98	14.92	AV
17070	51.51	1.78	V	53.29	68.20	14.91	PK
11380	51.71	-1.62	H	50.09	73.98	23.89	PK
11380	39.90	-1.62	H	38.28	53.98	15.70	AV
17070	50.61	1.78	H	52.39	68.20	15.81	PK

Band : UNII 3
Operation Mode: 802.11 a
Transfer Rate: 6 Mbps
Operating Frequency 5745MHz
Channel No. 149 Ch

Frequency [MHz]	Reading [dBuV]	A.F.+C.L.-A.G+D.F. [dB]	ANT. POL [H/V]	Total [dBuV/m]	Limit [dBuV/m]	Margin [dB]	Measurement Type
11490	52.95	-1.77	V	51.18	73.98	22.80	PK
11490	39.52	-1.77	V	37.75	53.98	16.23	AV
17235	52.44	2.87	V	55.31	68.20	12.89	PK
11490	52.75	-1.77	H	50.98	73.98	23.00	PK
11490	39.46	-1.77	H	37.69	53.98	16.29	AV
17235	52.08	2.87	H	54.95	68.20	13.25	PK

Band : UNII 3
Operation Mode: 802.11 a
Transfer Rate: 6 Mbps
Operating Frequency 5785 MHz
Channel No. 157 Ch

Frequency [MHz]	Reading [dBuV]	A.F.+C.L.-A.G+D.F. [dB]	ANT. POL [H/V]	Total [dBuV/m]	Limit [dBuV/m]	Margin [dB]	Measurement Type
11570	52.85	-1.83	V	51.02	73.98	22.96	PK
11570	39.58	-1.83	V	37.75	53.98	16.23	AV
17355	51.89	3.26	V	55.15	68.20	13.06	PK
11570	51.99	-1.83	H	50.16	73.98	23.82	PK
11570	39.45	-1.83	H	37.62	53.98	16.36	AV
17355	51.57	3.26	H	54.83	68.20	13.38	PK

Band :	UNII 3
Operation Mode:	802.11 a
Transfer Rate:	6 Mbps
Operating Frequency	5825 MHz
Channel No.	165 Ch

Frequency [MHz]	Reading [dBuV]	A.F.+C.L.-A.G+D.F. [dB]	ANT. POL [H/V]	Total [dBuV/m]	Limit [dBuV/m]	Margin [dB]	Measurement Type
11650	53.79	-2.26	V	51.53	73.98	22.45	PK
11650	40.67	-2.26	V	38.41	53.98	15.57	AV
17475	51.78	4.47	V	56.25	68.20	11.96	PK
11650	52.88	-2.26	H	50.62	73.98	23.36	PK
11650	40.16	-2.26	H	37.90	53.98	16.08	AV
17475	52.76	4.47	H	57.23	68.20	10.98	PK

Band : UNII 3

Operation Mode: 802.11 n(HT20)

Transfer MCS Index: MCS0

Operating Frequency 5745MHz

Channel No. 149 Ch

Frequency [MHz]	Reading [dBuV]	A.F.+C.L.-A.G+D.F. [dB]	ANT. POL [H/V]	Total [dBuV/m]	Limit [dBuV/m]	Margin [dB]	Measurement Type
11490	52.55	-1.77	V	50.78	73.98	23.20	PK
11490	39.55	-1.77	V	37.78	53.98	16.20	AV
17235	52.75	2.87	V	55.62	68.20	12.58	PK
11490	53.11	-1.77	H	51.34	73.98	22.64	PK
11490	39.48	-1.77	H	37.71	53.98	16.27	AV
17235	52.16	2.87	H	55.03	68.20	13.17	PK

Band : UNII 3

Operation Mode: 802.11 n(HT20)

Transfer MCS Index: MCS0

Operating Frequency 5785 MHz

Channel No. 157 Ch

Frequency [MHz]	Reading [dBuV]	A.F.+C.L.-A.G+D.F. [dB]	ANT. POL [H/V]	Total [dBuV/m]	Limit [dBuV/m]	Margin [dB]	Measurement Type
11570	52.46	-1.83	V	50.63	73.98	23.35	PK
11570	39.48	-1.83	V	37.65	53.98	16.33	AV
17355	51.99	3.26	V	55.25	68.20	12.96	PK
11570	52.13	-1.83	H	50.30	73.98	23.68	PK
11570	39.51	-1.83	H	37.68	53.98	16.30	AV
17355	52.49	3.26	H	55.75	68.20	12.46	PK

Band :	UNII 3
Operation Mode:	802.11 n(HT20)
Transfer MCS Index:	MCS0
Operating Frequency	5825 MHz
Channel No.	165 Ch

Frequency [MHz]	Reading [dBuV]	A.F.+C.L.-A.G+D.F. [dB]	ANT. POL [H/V]	Total [dBuV/m]	Limit [dBuV/m]	Margin [dB]	Measurement Type
11650	53.49	-2.26	V	51.23	73.98	22.75	PK
11650	40.55	-2.26	V	38.29	53.98	15.69	AV
17475	52.11	4.47	V	56.58	68.20	11.63	PK
11650	52.65	-2.26	H	50.39	73.98	23.59	PK
11650	40.32	-2.26	H	38.06	53.98	15.92	AV
17475	51.65	4.47	H	56.12	68.20	12.09	PK

Band : UNII 3

Operation Mode: 802.11 ac(VHT20)

Transfer MCS Index: MCS0

Operating Frequency 5745MHz

Channel No. 149 Ch

Frequency [MHz]	Reading [dBuV]	A.F.+C.L.-A.G+D.F. [dB]	ANT. POL [H/V]	Total [dBuV/m]	Limit [dBuV/m]	Margin [dB]	Measurement Type
11490	52.91	-1.77	V	51.14	73.98	22.84	PK
11490	39.61	-1.77	V	37.84	53.98	16.14	AV
17235	52.55	2.87	V	55.42	68.20	12.78	PK
11490	52.74	-1.77	H	50.97	73.98	23.01	PK
11490	39.44	-1.77	H	37.67	53.98	16.31	AV
17235	52.08	2.87	H	54.95	68.20	13.25	PK

Band : UNII 3

Operation Mode: 802.11 ac(VHT20)

Transfer MCS Index: MCS0

Operating Frequency 5785 MHz

Channel No. 157 Ch

Frequency [MHz]	Reading [dBuV]	A.F.+C.L.-A.G+D.F. [dB]	ANT. POL [H/V]	Total [dBuV/m]	Limit [dBuV/m]	Margin [dB]	Measurement Type
11570	53.58	-1.83	V	51.75	73.98	22.23	PK
11570	39.50	-1.83	V	37.67	53.98	16.31	AV
17355	52.00	3.26	V	55.26	68.20	12.95	PK
11570	51.78	-1.83	H	49.95	73.98	24.03	PK
11570	39.47	-1.83	H	37.64	53.98	16.34	AV
17355	51.89	3.26	H	55.15	68.20	13.06	PK

Band :	UNII 3
Operation Mode:	802.11 ac(VHT20)
Transfer MCS Index:	MCS0
Operating Frequency	5825 MHz
Channel No.	165 Ch

Frequency [MHz]	Reading [dBuV]	A.F.+C.L.-A.G+D.F. [dB]	ANT. POL [H/V]	Total [dBuV/m]	Limit [dBuV/m]	Margin [dB]	Measurement Type
11650	53.11	-2.26	V	50.85	73.98	23.13	PK
11650	40.49	-2.26	V	38.23	53.98	15.75	AV
17475	52.09	4.47	V	56.56	68.20	11.65	PK
11650	52.58	-2.26	H	50.32	73.98	23.66	PK
11650	40.29	-2.26	H	38.03	53.98	15.95	AV
17475	51.43	4.47	H	55.90	68.20	12.31	PK

Band : UNII 3
Operation Mode: 802.11 n(HT40)
Transfer MCS Index: 0
Operating Frequency 5755 MHz
Channel No. 151 Ch

Frequency [MHz]	Reading [dBuV]	A.F.+C.L.-A.G+D.F. [dB]	ANT. POL [H/V]	Total [dBuV/m]	Limit [dBuV/m]	Margin [dB]	Measurement Type
11510	53.67	-1.53	V	52.14	73.98	21.84	PK
11510	39.89	-1.53	V	38.36	53.98	15.62	AV
17265	51.75	2.80	V	54.55	68.20	13.66	PK
11510	52.75	-1.53	H	51.22	73.98	22.76	PK
11510	39.54	-1.53	H	38.01	53.98	15.97	AV
17265	51.08	2.80	H	53.88	68.20	14.33	PK

Band : UNII 3
Operation Mode: 802.11 n(HT40)
Transfer MCS Index: 0
Operating Frequency 5795 MHz
Channel No. 159 Ch

Frequency [MHz]	Reading [dBuV]	A.F.+C.L.-A.G+D.F. [dB]	ANT. POL [H/V]	Total [dBuV/m]	Limit [dBuV/m]	Margin [dB]	Measurement Type
11590	53.19	-1.80	V	51.39	73.98	22.59	PK
11590	39.99	-1.80	V	38.19	53.98	15.79	AV
17385	51.58	3.52	V	55.10	68.20	13.10	PK
11590	52.45	-1.80	H	50.65	73.98	23.33	PK
11590	39.19	-1.80	H	37.39	53.98	16.59	AV
17385	50.99	3.52	H	54.51	68.20	13.69	PK

Band : UNII 3
Operation Mode: 802.11 ac(VHT40)
Transfer MCS Index: 0
Operating Frequency 5755 MHz
Channel No. 151 Ch

Frequency [MHz]	Reading [dBuV]	A.F.+C.L.-A.G+D.F. [dB]	ANT. POL [H/V]	Total [dBuV/m]	Limit [dBuV/m]	Margin [dB]	Measurement Type
11510	53.71	-1.53	V	52.18	73.98	21.80	PK
11510	39.94	-1.53	V	38.41	53.98	15.57	AV
17265	51.90	2.80	V	54.70	68.20	13.51	PK
11510	52.18	-1.53	H	50.65	73.98	23.33	PK
11510	39.60	-1.53	H	38.07	53.98	15.91	AV
17265	51.88	2.80	H	54.68	68.20	13.53	PK

Band : UNII 3
Operation Mode: 802.11 ac(VHT40)
Transfer MCS Index: 0
Operating Frequency 5795 MHz
Channel No. 159 Ch

Frequency [MHz]	Reading [dBuV]	A.F.+C.L.-A.G+D.F. [dB]	ANT. POL [H/V]	Total [dBuV/m]	Limit [dBuV/m]	Margin [dB]	Measurement Type
11590	53.08	-1.80	V	51.28	73.98	22.70	PK
11590	39.89	-1.80	V	38.09	53.98	15.89	AV
17385	51.96	3.52	V	55.48	68.20	12.72	PK
11590	53.10	-1.80	H	51.30	73.98	22.68	PK
11590	39.45	-1.80	H	37.65	53.98	16.33	AV
17385	51.21	3.52	H	54.73	68.20	13.47	PK

Band :	UNII 3
Operation Mode:	802.11 ac(VHT80)
Transfer MCS Index:	0
Operating Frequency	5775 MHz
Channel No.	155 Ch

Frequency [MHz]	Reading [dBuV]	A.F.+C.L.-A.G+D.F. [dB]	ANT. POL [H/V]	Total [dBuV/m]	Limit [dBuV/m]	Margin [dB]	Measurement Type
11550	53.30	-1.20	V	52.10	73.98	21.88	PK
11550	40.58	-1.20	V	39.38	53.98	14.60	AV
17325	51.80	3.52	V	55.32	68.20	12.89	PK
11550	52.25	-1.20	H	51.05	73.98	22.93	PK
11550	39.76	-1.20	H	38.56	53.98	15.42	AV
17325	51.17	3.52	H	54.69	68.20	13.52	PK

▣ Test Plots

Average Reading (802.11a, Ch.36 3rd Harmonic, Y-H)

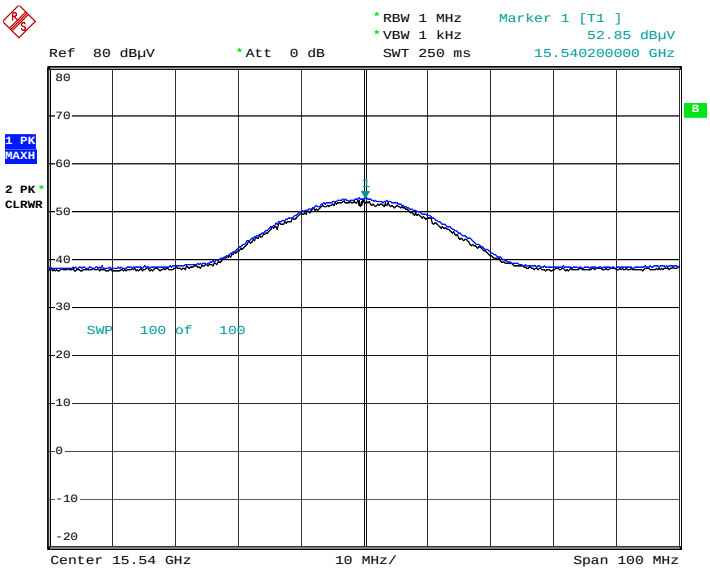

Date: 1.FEB.2019 13:29:34

Peak Reading (802.11a, Ch.36 3rd Harmonic, Y-H)

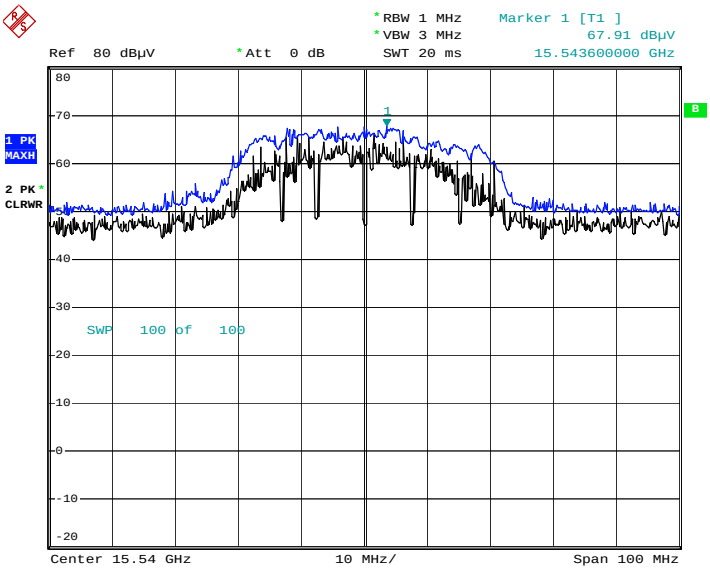

Date: 1.FEB.2019 13:29:53

Average Reading (802.11n_HT20, Ch.36 3rd Harmonic, Y-H)

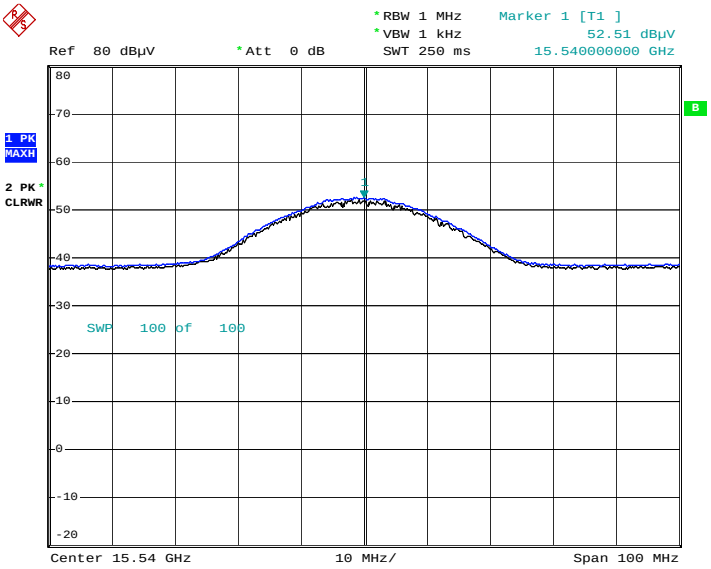

Date: 1.FEB.2019 13:24:35

Peak Reading (802.11n_HT20, Ch.36 3rd Harmonic, Y-H)

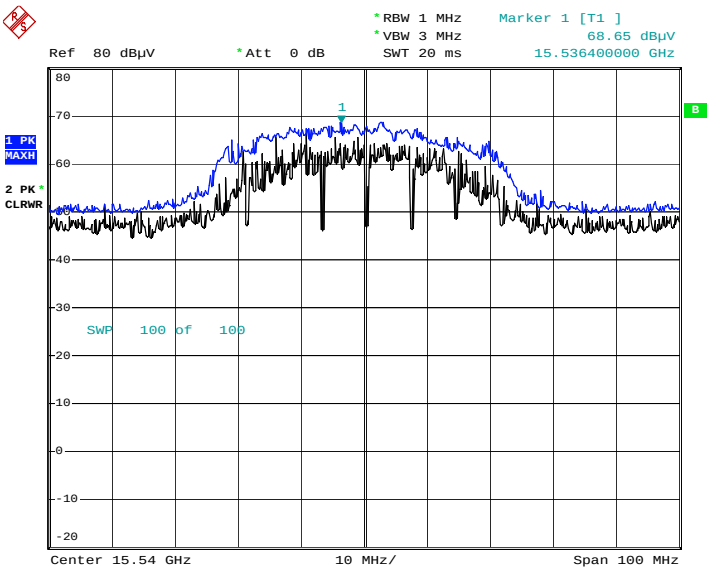

Date: 1.FEB.2019 13:25:13

Average Reading (802.11ac_VHT20, Ch.36 3rd Harmonic, Y-H)

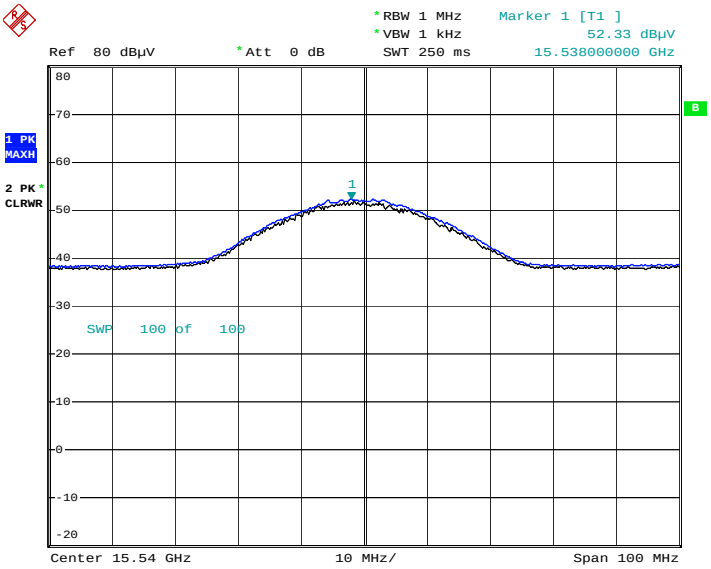

Date: 1.FEB.2019 13:26:23

Peak Reading (802.11ac_VHT20, Ch.36 3rd Harmonic, Y-H)

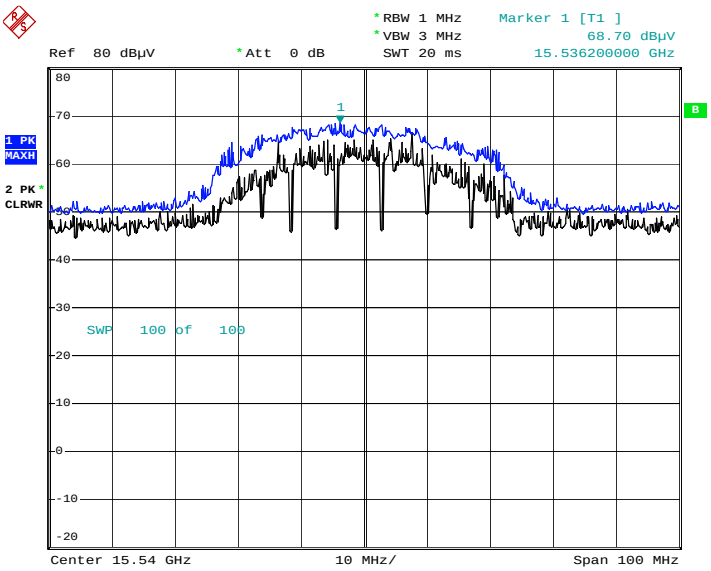

Date: 1.FEB.2019 13:26:50

Peak Reading (802.11n_HT40, Ch.159 3rd Harmonic, Y-V)

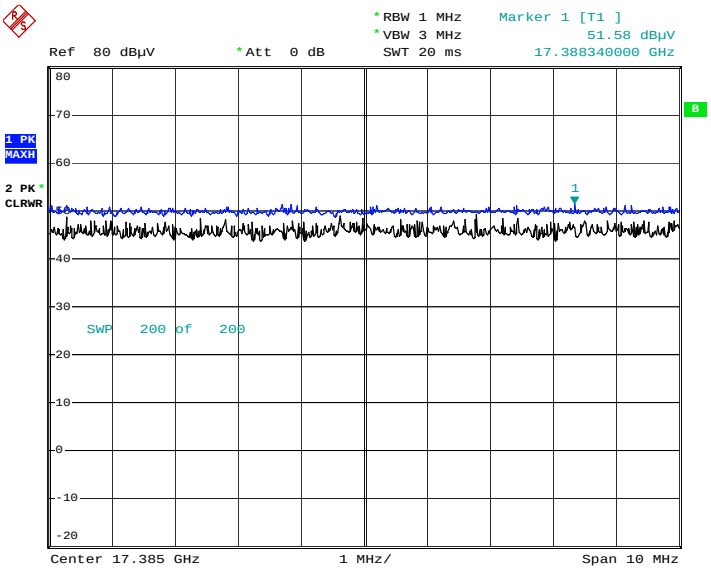

Date: 5.FEB.2019 09:39:04

Peak Reading (802.11ac_VHT40, Ch.159 3rd Harmonic, Y-V)

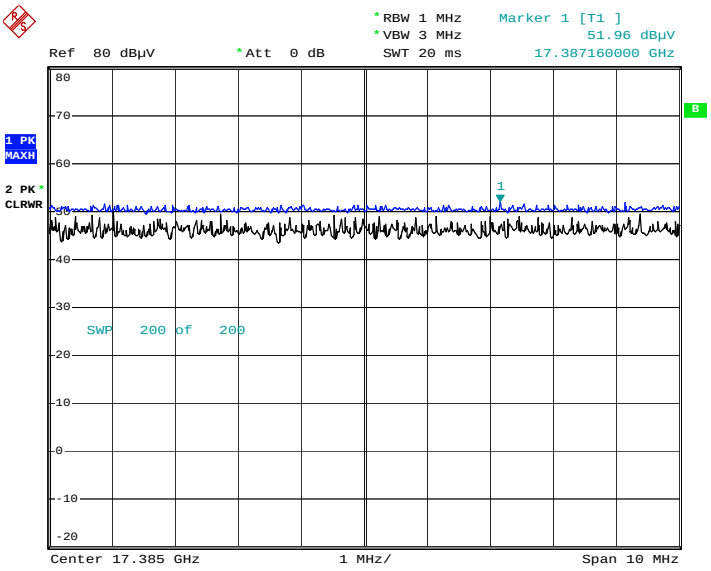

Date: 5.FEB.2019 09:43:47

Peak Reading (802.11ac_VHT80, Ch.155 2nd Harmonic, Y-V)

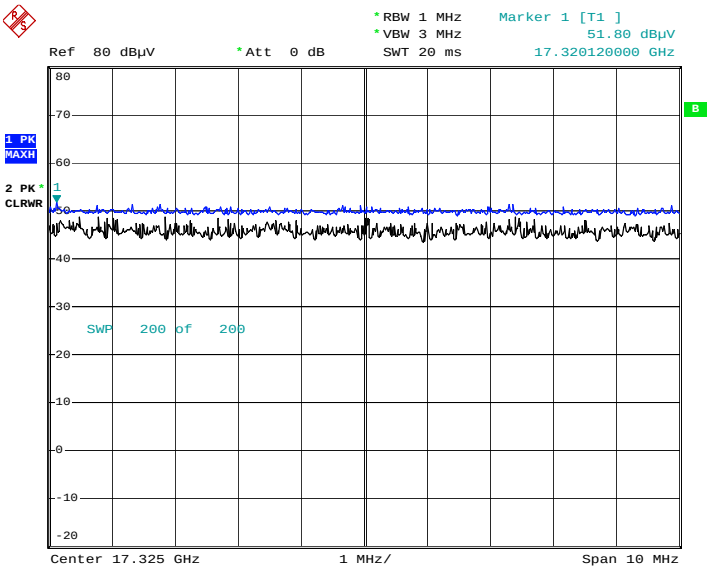

Date: 5.FEB.2019 09:29:14

Note : Only the worst case plots for Radiated Spurious Emissions.

10.9 RADIATED RESTRICTED BAND EDGE

Band :	UNII 1
Operation Mode:	802.11 a
Transfer Rate:	6 Mbps
Operating Frequency	5180 MHz
Channel No.	36 Ch

Frequency [MHz]	Reading dBuV	AN.+CL+AMP+ATT. +D.F. [dB]	ANT. POL [H/V]	Total [dBuV/m]	Limit [dBuV/m]	Margin [dB]	Measurement Type
5150	61.20	3.49	H	64.69	73.98	9.29	PK
5150	44.34	3.49	H	47.83	53.98	6.15	AV
5150	57.87	3.49	V	61.36	73.98	12.62	PK
5150	43.28	3.49	V	46.77	53.98	7.21	AV

Band :	UNII 1
Operation Mode:	802.11 n_HT20
Transfer MCS Index:	0
Operating Frequency	5180 MHz
Channel No.	36 Ch

Frequency [MHz]	Reading dBuV	AN.+CL+AMP+ATT. +D.F. [dB]	ANT. POL [H/V]	Total [dBuV/m]	Limit [dBuV/m]	Margin [dB]	Measurement Type
5150	65.08	3.49	H	68.57	73.98	5.41	PK
5150	44.56	3.49	H	48.05	53.98	5.93	AV
5150	64.65	3.49	V	68.14	73.98	5.84	PK
5150	44.10	3.49	V	47.59	53.98	6.39	AV

Band :	UNII 1
Operation Mode:	802.11 ac_VHT20
Transfer MCS Index:	0
Operating Frequency	5180 MHz
Channel No.	36 Ch

Frequency [MHz]	Reading dBuV	AN.+CL+AMP+ATT. +D.F. [dB]	ANT. POL [H/V]	Total [dBuV/m]	Limit [dBuV/m]	Margin [dB]	Measurement Type
5150	62.66	3.49	H	66.15	73.98	7.83	PK
5150	44.01	3.49	H	47.5	53.98	6.48	AV
5150	61.75	3.49	V	65.24	73.98	8.74	PK
5150	43.50	3.49	V	46.99	53.98	6.99	AV

Band :	UNII 1
Operation Mode:	802.11 n_HT40
Transfer MCS Index:	0
Operating Frequency	5190 MHz
Channel No.	38 Ch

Frequency [MHz]	Reading dBuV	AN.+CL+AMP+ATT. +D.F. [dB]	ANT. POL [H/V]	Total [dBuV/m]	Limit [dBuV/m]	Margin [dB]	Measurement Type
5150	53.53	3.49	H	57.02	73.98	16.96	PK
5150	43.15	3.49	H	46.64	53.98	7.34	AV
5150	51.76	3.49	V	55.25	73.98	18.73	PK
5150	43.02	3.49	V	46.51	53.98	7.47	AV

Band :	UNII 1
Operation Mode:	802.11 ac_VHT40
Transfer MCS Index:	0
Operating Frequency	5190 MHz
Channel No.	38 Ch

Frequency [MHz]	Reading dBuV	AN.+CL+AMP+ATT. +D.F. [dB]	ANT. POL [H/V]	Total [dBuV/m]	Limit [dBuV/m]	Margin [dB]	Measurement Type
5150	53.65	3.49	H	57.14	73.98	16.84	PK
5150	43.20	3.49	H	46.69	53.98	7.29	AV
5150	52.44	3.49	V	55.93	73.98	18.05	PK
5150	42.80	3.49	V	46.29	53.98	7.69	AV

Band :	UNII 1
Operation Mode:	802.11 ac_VHT80
Transfer MCS Index:	0
Operating Frequency	5210 MHz
Channel No.	42 Ch

Frequency [MHz]	Reading dBuV	AN.+CL+AMP+ATT. +D.F. [dB]	ANT. POL [H/V]	Total [dBuV/m]	Limit [dBuV/m]	Margin [dB]	Measurement Type
5150	56.77	3.49	H	60.26	73.98	13.72	PK
5150	43.78	3.49	H	47.27	53.98	6.71	AV
5150	56.34	3.49	V	59.83	73.98	14.15	PK
5150	43.51	3.49	V	47.00	53.98	6.98	AV

Band :	UNII 2A
Operation Mode:	802.11 a
Transfer Rate:	6 Mbps
Operating Frequency	5320 MHz
Channel No.	64 Ch

Frequency [MHz]	Reading dBuV	AN.+CL+AMP+ATT. +D.F. [dB]	ANT. POL [H/V]	Total [dBuV/m]	Limit [dBuV/m]	Margin [dB]	Measurement Type
5350	60.67	3.92	H	64.59	73.98	9.39	PK
5350	43.53	3.92	H	47.45	53.98	6.53	AV
5350	57.81	3.92	V	61.73	73.98	12.25	PK
5350	42.62	3.92	V	46.54	53.98	7.44	AV

Band :	UNII 2A
Operation Mode:	802.11 n_HT20
Transfer MCS Index:	0
Operating Frequency	5320 MHz
Channel No.	64 Ch

Frequency [MHz]	Reading dBuV	AN.+CL+AMP+ATT. +D.F. [dB]	ANT. POL [H/V]	Total [dBuV/m]	Limit [dBuV/m]	Margin [dB]	Measurement Type
5350	59.94	3.92	H	63.86	73.98	10.12	PK
5350	43.61	3.92	H	47.53	53.98	6.45	AV
5350	59.35	3.92	V	63.27	73.98	10.71	PK
5350	43.41	3.92	V	47.33	53.98	6.65	AV

Band :	UNII 2A
Operation Mode:	802.11 ac_VHT20
Transfer MCS Index:	0
Operating Frequency	5320 MHz
Channel No.	64 Ch

Frequency [MHz]	Reading dBuV	AN.+CL+AMP+ATT. +D.F. [dB]	ANT. POL [H/V]	Total [dBuV/m]	Limit [dBuV/m]	Margin [dB]	Measurement Type
5350	60.19	3.92	H	64.11	73.98	9.87	PK
5350	43.94	3.92	H	47.86	53.98	6.12	AV
5350	58.99	3.92	V	62.91	73.98	11.07	PK
5350	43.76	3.92	V	47.68	53.98	6.30	AV

Band :	UNII 2A
Operation Mode:	802.11 n_HT40
Transfer MCS Index:	0
Operating Frequency	5310 MHz
Channel No.	62 Ch

Frequency [MHz]	Reading dBuV	AN.+CL+AMP+ATT. +D.F. [dB]	ANT. POL [H/V]	Total [dBuV/m]	Limit [dBuV/m]	Margin [dB]	Measurement Type
5350	56.34	3.92	H	60.26	73.98	13.72	PK
5350	43.04	3.92	H	46.96	53.98	7.02	AV
5350	55.16	3.92	V	59.08	73.98	14.90	PK
5350	42.67	3.92	V	46.59	53.98	7.39	AV

Band :	UNII 2A
Operation Mode:	802.11 ac_VHT40
Transfer MCS Index:	0
Operating Frequency	5310 MHz
Channel No.	62 Ch

Frequency [MHz]	Reading dBuV	AN.+CL+AMP+ATT. +D.F. [dB]	ANT. POL [H/V]	Total [dBuV/m]	Limit [dBuV/m]	Margin [dB]	Measurement Type
5350	56.36	3.92	H	60.28	73.98	13.70	PK
5350	42.37	3.92	H	46.29	53.98	7.69	AV
5350	54.89	3.92	V	58.81	73.98	15.17	PK
5350	42.16	3.92	V	46.08	53.98	7.90	AV

Band :	UNII 2A
Operation Mode:	802.11 ac_VHT80
Transfer MCS Index:	0
Operating Frequency	5290 MHz
Channel No.	58 Ch

Frequency [MHz]	Reading dBuV	AN.+CL+AMP+ATT. +D.F. [dB]	ANT. POL [H/V]	Total [dBuV/m]	Limit [dBuV/m]	Margin [dB]	Measurement Type
5350	56.31	3.92	H	60.23	73.98	13.75	PK
5350	42.45	3.92	H	46.37	53.98	7.61	AV
5350	56.18	3.92	V	60.1	73.98	13.88	PK
5350	42.38	3.92	V	46.3	53.98	7.68	AV

Band :	UNII 2C
Operation Mode:	802.11 a
Transfer Rate:	6 Mbps
Operating Frequency	5500 MHz
Channel No.	100 Ch

Frequency [MHz]	Reading DBuV	AN.+CL+AMP+ATT. +D.F. [dB]	ANT. POL [H/V]	Total [dBuV/m]	Limit [dBuV/m]	Margin [dB]	Measurement Type
5460	53.22	5.00	H	58.22	73.98	15.76	PK
5460	40.62	5.00	H	45.62	53.98	8.36	AV
5470	59.45	4.96	H	64.41	68.20	3.79	PK
5460	52.78	5.00	V	57.78	73.98	16.20	PK
5460	40.45	5.00	V	45.45	53.98	8.53	AV
5470	59.11	4.96	V	64.07	68.20	4.13	PK

Band :	UNII 2C
Operation Mode:	802.11 n_HT20
Transfer MCS Index:	0
Operating Frequency	5500 MHz
Channel No.	100 Ch

Frequency [MHz]	Reading DBuV	AN.+CL+AMP+ATT. +D.F. [dB]	ANT. POL [H/V]	Total [dBuV/m]	Limit [dBuV/m]	Margin [dB]	Measurement Type
5460	53.44	5.00	H	58.44	73.98	15.54	PK
5460	39.89	5.00	H	44.89	53.98	9.09	AV
5470	59.41	4.96	H	64.37	68.20	3.83	PK
5460	52.49	5.00	V	57.49	73.98	16.49	PK
5460	39.79	5.00	V	44.79	53.98	9.19	AV
5470	58.12	4.96	V	63.08	68.20	5.12	PK

Band :	UNII 2C
Operation Mode:	802.11 ac_VHT20
Transfer MCS Index:	0
Operating Frequency	5500 MHz
Channel No.	100 Ch

Frequency [MHz]	Reading DBuV	AN.+CL+AMP+ATT. +D.F. [dB]	ANT. POL [H/V]	Total [dBuV/m]	Limit [dBuV/m]	Margin [dB]	Measurement Type
5460	53.41	5.00	H	58.41	73.98	15.57	PK
5460	39.84	5.00	H	44.84	53.98	9.14	AV
5470	58.57	4.96	H	63.53	68.20	4.67	PK
5460	52.68	5.00	V	57.68	73.98	16.30	PK
5460	39.80	5.00	V	44.8	53.98	9.18	AV
5470	58.05	4.96	V	63.01	68.20	5.19	PK

Band :	UNII 2C
Operation Mode:	802.11 n_HT40
Transfer MCS Index:	0
Operating Frequency	5510 MHz
Channel No.	102 Ch

Frequency [MHz]	Reading DBuV	AN.+CL+AMP+ATT. +D.F. [dB]	ANT. POL [H/V]	Total [dBuV/m]	Limit [dBuV/m]	Margin [dB]	Measurement Type
5460	53.48	5.00	H	58.48	73.98	15.50	PK
5460	41.12	5.00	H	46.12	53.98	7.86	AV
5470	57.15	4.96	H	62.11	68.20	6.09	PK
5460	52.47	5.00	V	57.47	73.98	16.51	PK
5460	40.89	5.00	V	45.89	53.98	8.09	AV
5470	56.49	4.96	V	61.45	68.20	6.75	PK

Band :	UNII 2C
Operation Mode:	802.11 ac_VHT40
Transfer MCS Index:	0
Operating Frequency	5510 MHz
Channel No.	102 Ch

Frequency [MHz]	Reading DBuV	AN.+CL+AMP+ATT. +D.F. [dB]	ANT. POL [H/V]	Total [dBuV/m]	Limit [dBuV/m]	Margin [dB]	Measurement Type
5460	52.82	5.00	H	57.82	73.98	16.16	PK
5460	40.32	5.00	H	45.32	53.98	8.66	AV
5470	57.99	4.96	H	62.95	68.20	5.25	PK
5460	51.88	5.00	V	56.88	73.98	17.10	PK
5460	40.01	5.00	V	45.01	53.98	8.97	AV
5470	57.06	4.96	V	62.02	68.20	6.18	PK

Band :	UNII 2C
Operation Mode:	802.11 ac_VHT80
Transfer MCS Index:	0
Operating Frequency	5530 MHz
Channel No.	106 Ch

Frequency [MHz]	Reading DBuV	AN.+CL+AMP+ATT. +D.F. [dB]	ANT. POL [H/V]	Total [dBuV/m]	Limit [dBuV/m]	Margin [dB]	Measurement Type
5460	55.83	5.00	H	60.83	73.98	13.15	PK
5460	42.19	5.00	H	47.19	53.98	6.79	AV
5470	57.41	4.96	H	62.37	68.20	5.83	PK
5460	54.99	5.00	V	59.99	73.98	13.99	PK
5460	42.05	5.00	V	47.05	53.98	6.93	AV
5470	56.79	4.96	V	61.75	68.20	6.45	PK

▣ Test Plots(UNII 1, 2A, 2C)

Average Reading (802.11a, Ch.100, X-H)

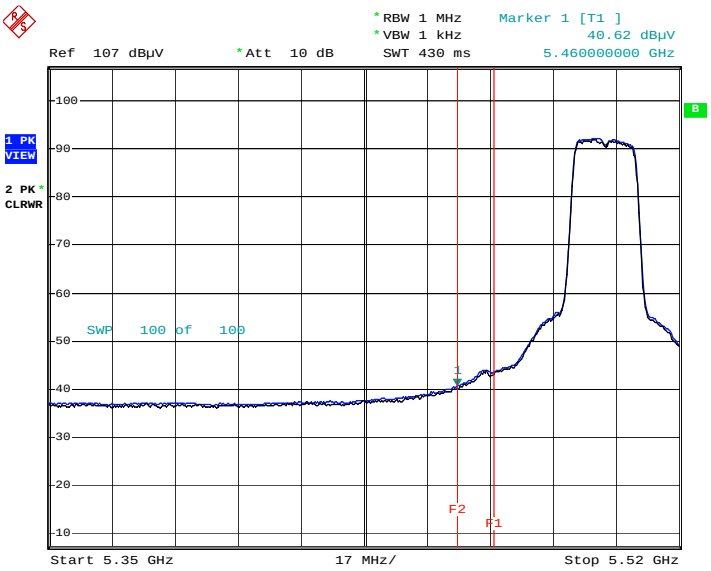

Date: 28.JAN.2019 14:59:01

Peak Reading (802.11a, Ch.100, X-H)

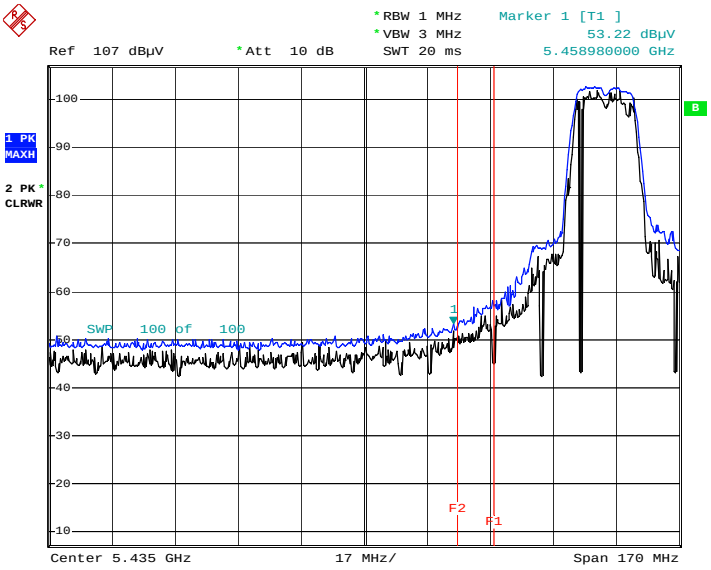

Date: 28.JAN.2019 15:00:00

Peak Reading (802.11a, Ch.100, X-H)

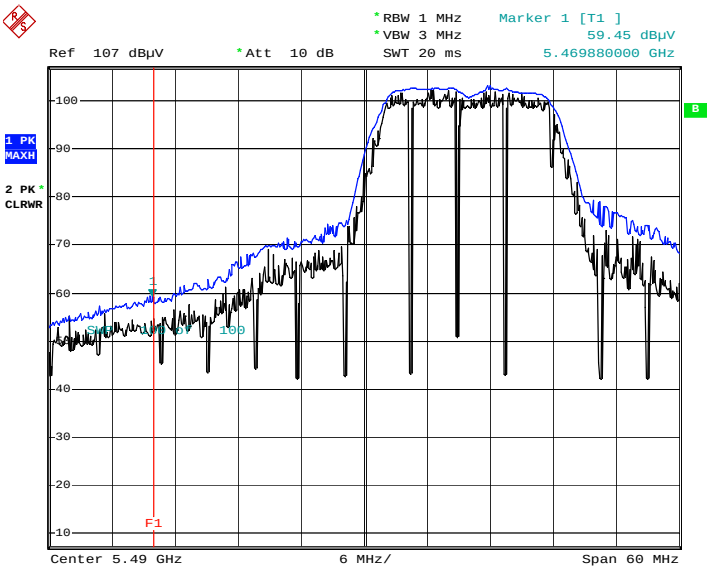

Date: 28.JAN.2019 14:57:36

Average Reading (802.11n_HT20, Ch.100, X-H)

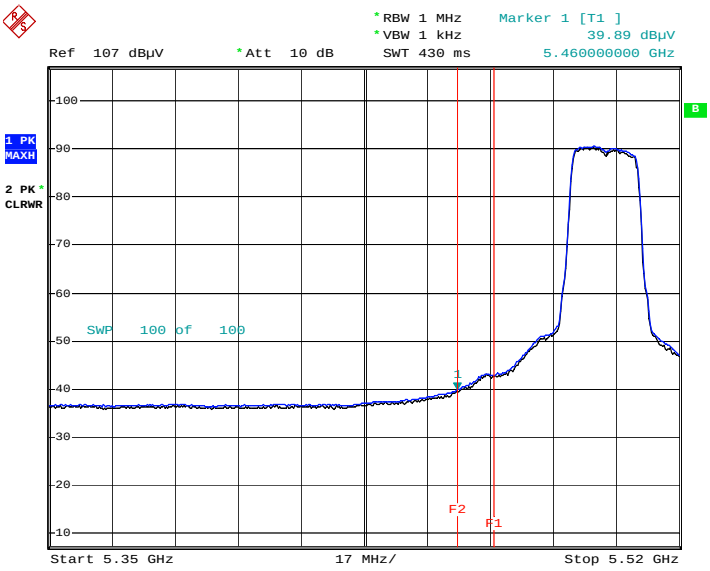

Date: 28.JAN.2019 15:07:01

Peak Reading (802.11n_HT20, Ch.100, X-H)

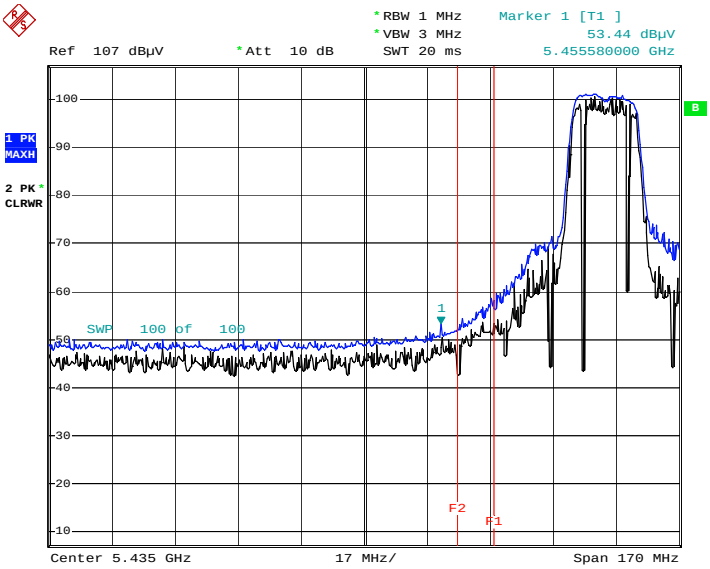

Date: 28.JAN.2019 15:07:40

Peak Reading (802.11n_HT20, Ch.100, X-H)

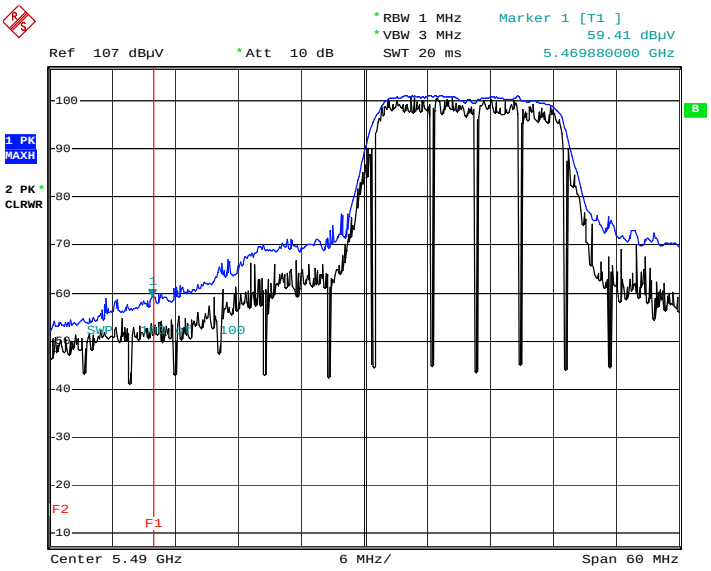

Date: 28.JAN.2019 15:05:38

Average Reading (802.11ac_VHT20, Ch.100, X-H)

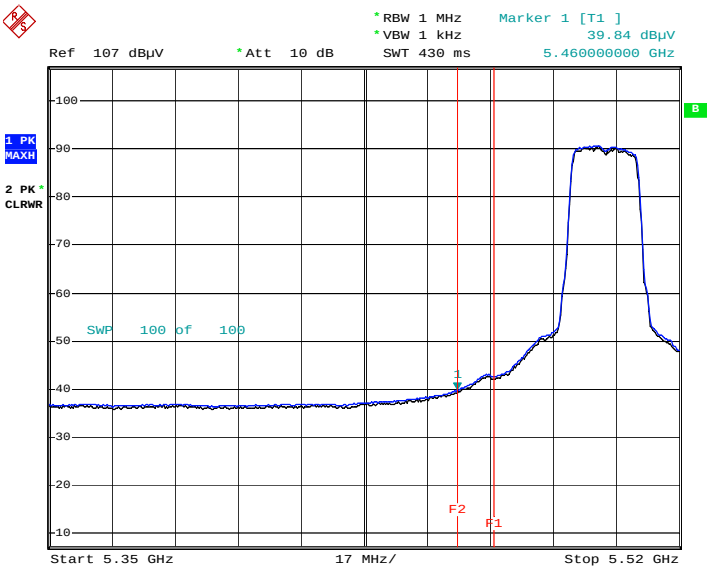

Date: 28.JAN.2019 15:14:32

Peak Reading (802.11ac_VHT20, Ch.100, X-H)

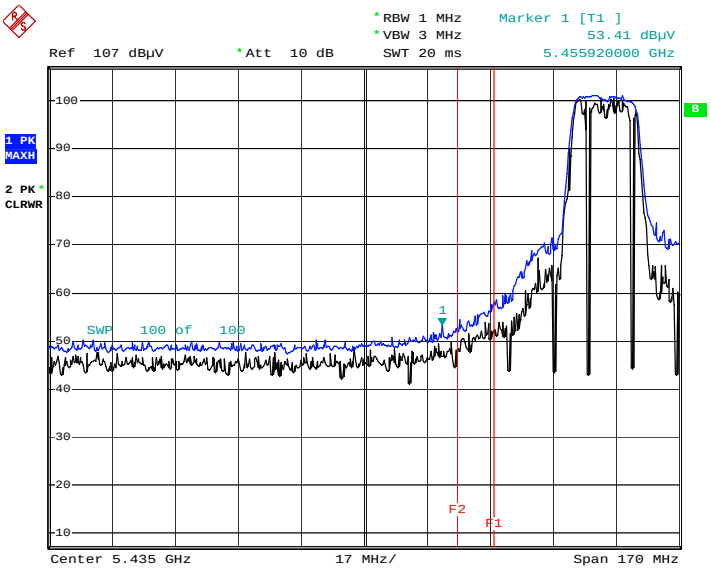

Date: 28.JAN.2019 15:15:08

Peak Reading (802.11ac_VHT20, Ch.100, X-H)

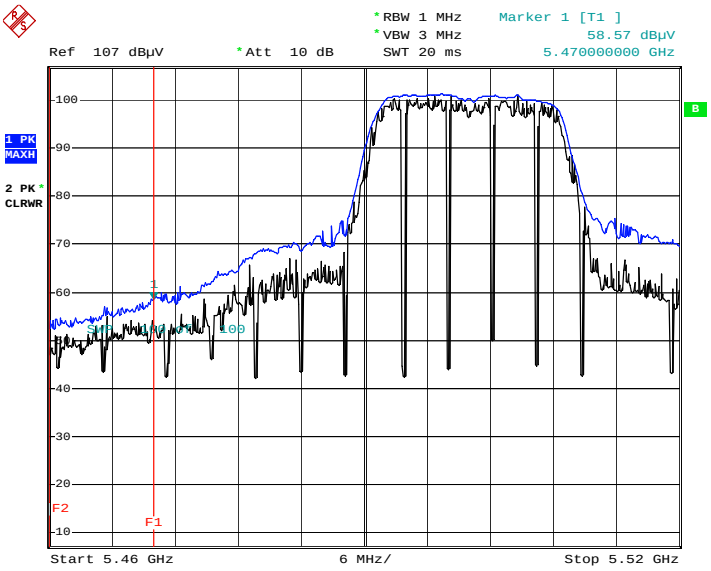

Date: 28.JAN.2019 15:13:19

Average Reading (802.11n_HT40, Ch.102, X-H)

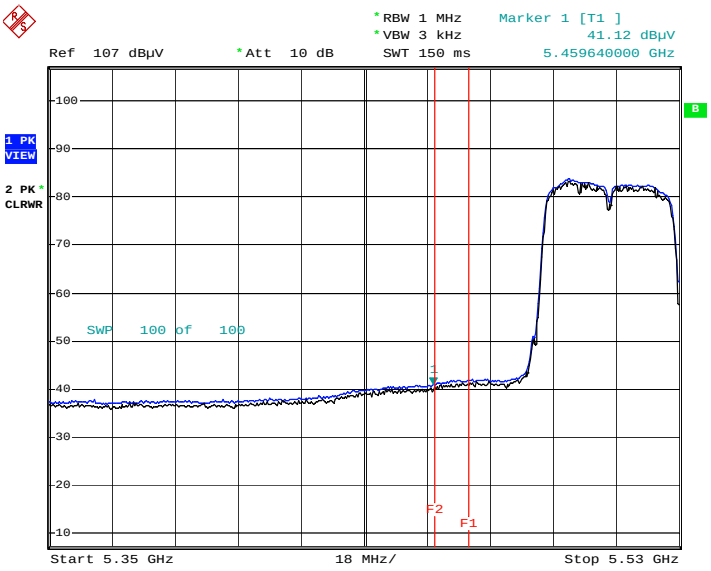

Date: 28.JAN.2019 16:02:43

Peak Reading (802.11n_HT40, Ch.102, X-H)

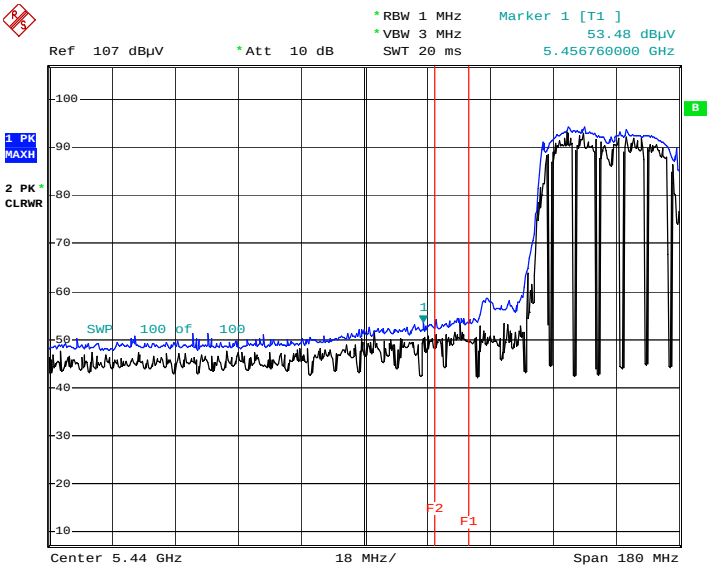

Date: 28.JAN.2019 16:03:26

Peak Reading (802.11n_HT40, Ch.102, X-H)

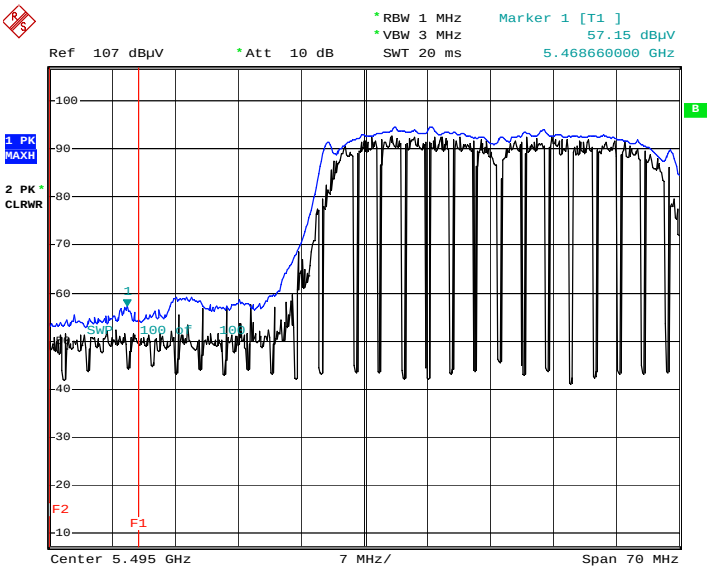

Date: 28.JAN.2019 16:01:30

Average Reading (802.11ac_VHT40, Ch.102, X-H)

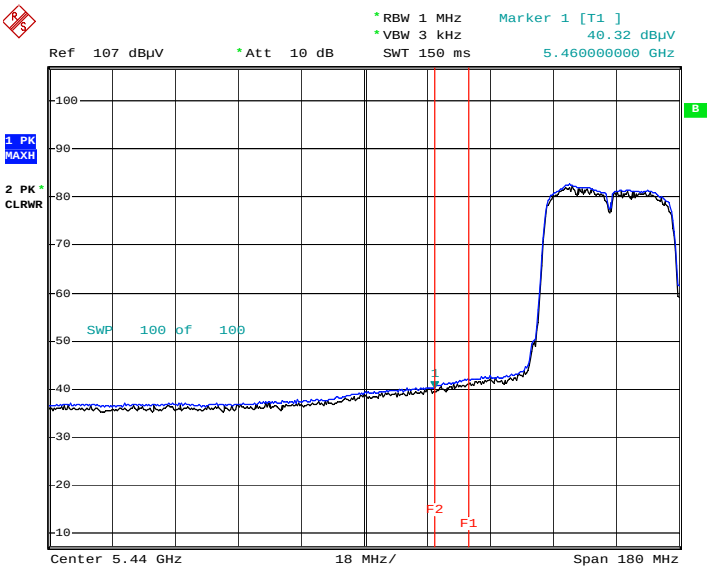

Date: 28.JAN.2019 16:48:57

Peak Reading (802.11ac_VHT40, Ch.102, X-H)

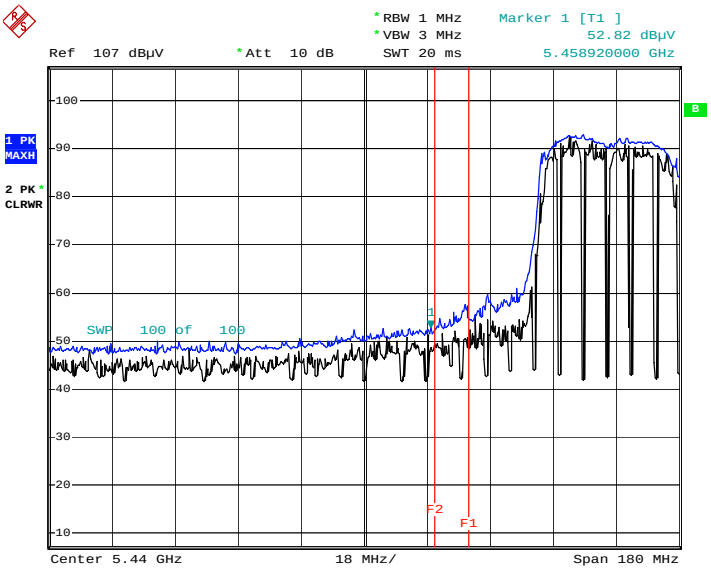

Date: 28.JAN.2019 16:49:36

Peak Reading (802.11ac_VHT40, Ch.102, X-H)

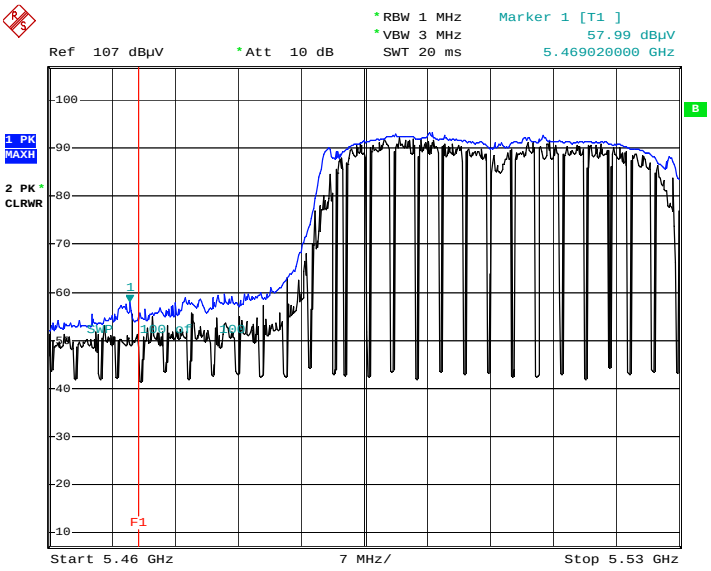

Date: 28.JAN.2019 16:48:07

Average Reading (802.11ac_VHT80, Ch.106, X-H)

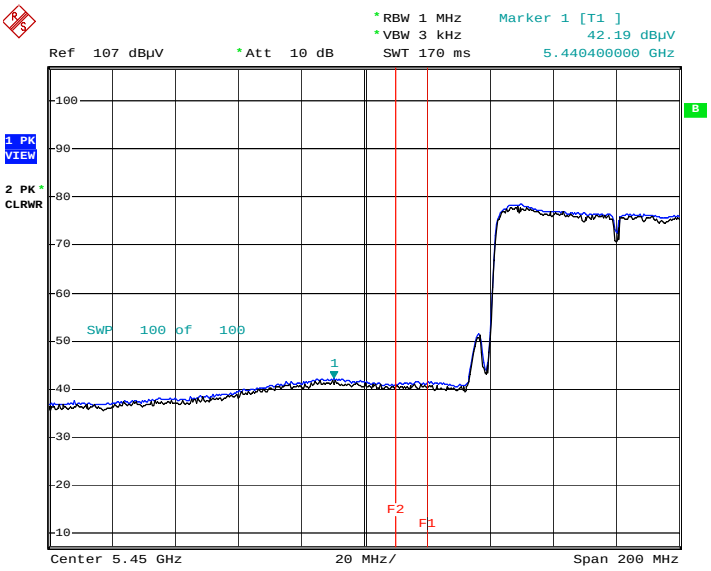

Date: 28.JAN.2019 16:27:50

Peak Reading (802.11ac_VHT80, Ch.106, X-H)

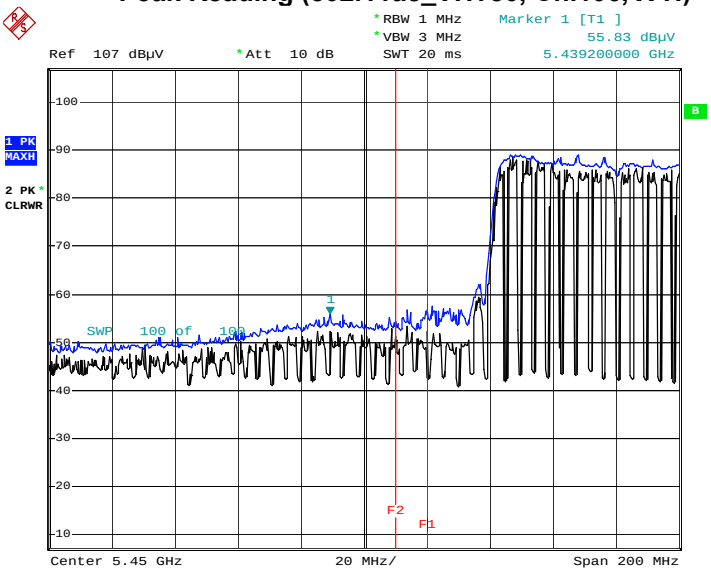

Date: 28.JAN.2019 16:28:34

Peak Reading (802.11ac_VHT80, Ch.106, X-H)

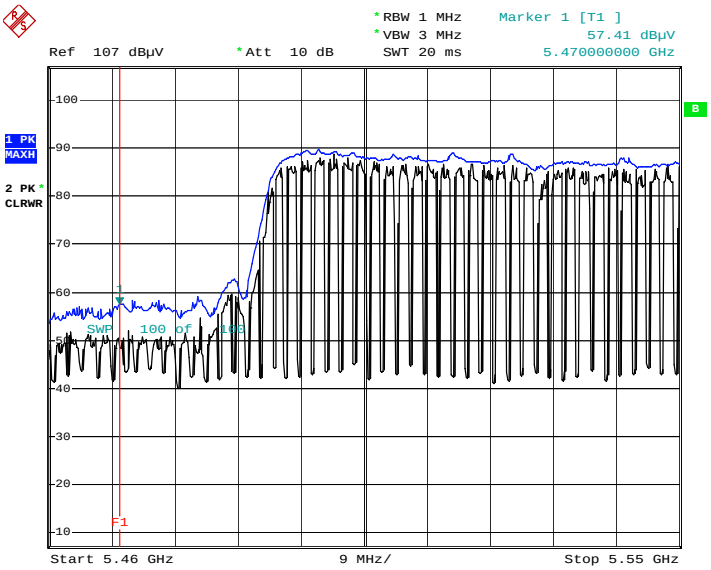

Date: 28.JAN.2019 16:26:54

▣ Test Plots(UNII 3)

Peak Reading (802.11a, Ch.165)

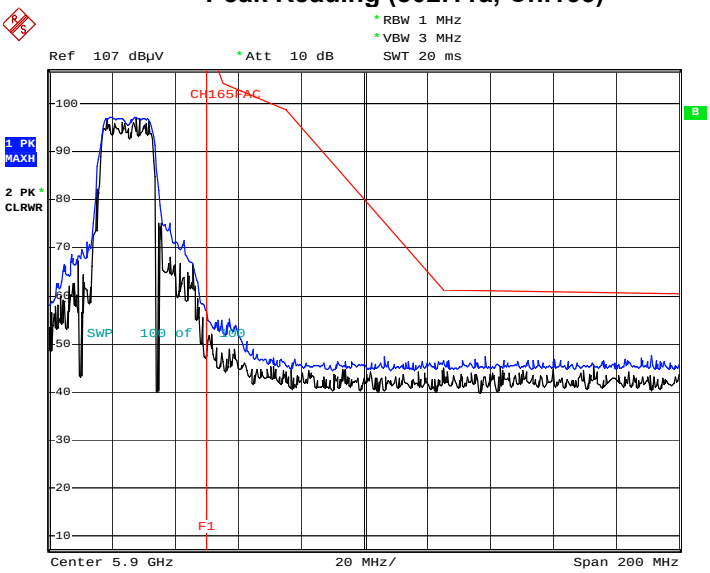

Date: 28.JAN.2019 18:12:10

Peak Reading (802.11n_HT20, Ch.165)

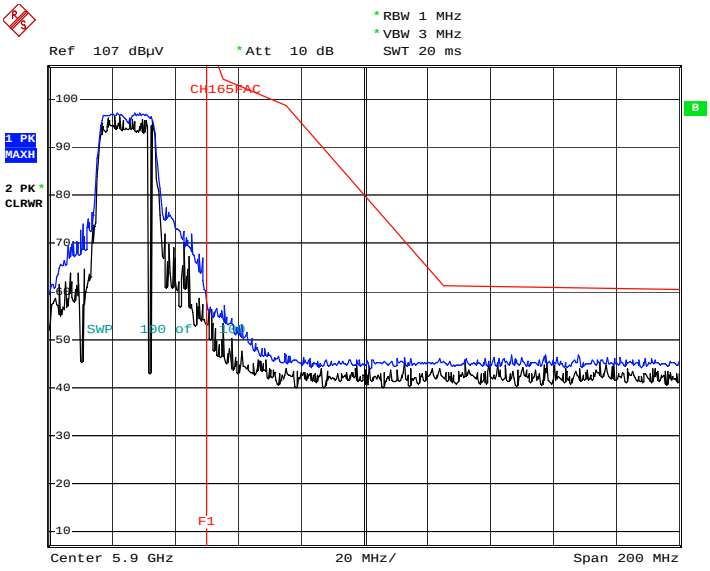

Date: 28.JAN.2019 18:12:55

Peak Reading (802.11ac_VHT20, Ch.165)

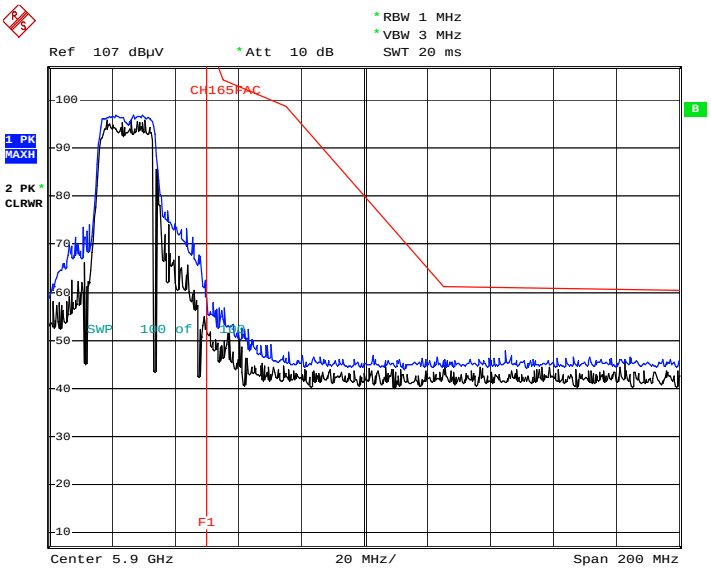

Date: 28.JAN.2019 18:13:28

Peak Reading (802.11n_HT40, Ch.159)

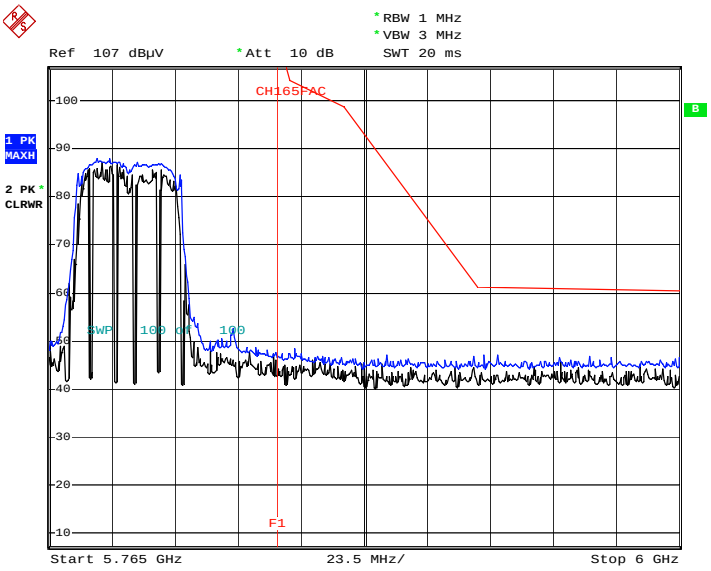

Date: 28.JAN.2019 18:14:01

Peak Reading (802.11ac_VHT40, Ch.159)

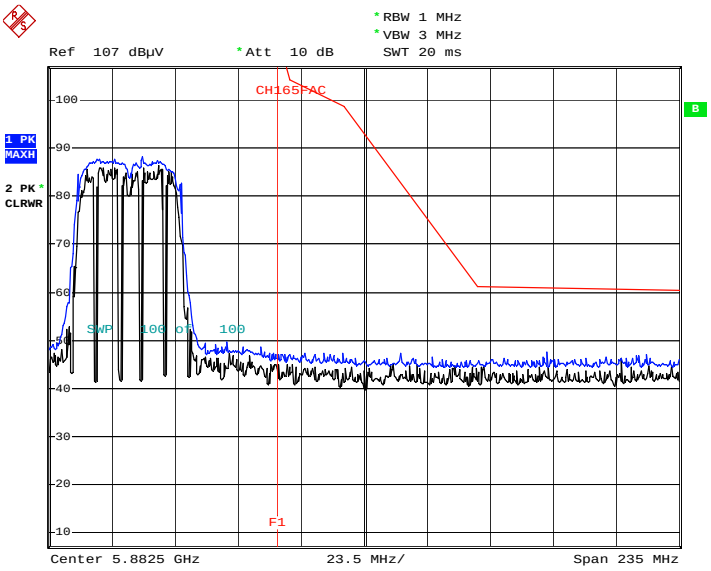

Date: 28.JAN.2019 18:14:22

Peak Reading (802.11ac_VHT80, Ch.155)

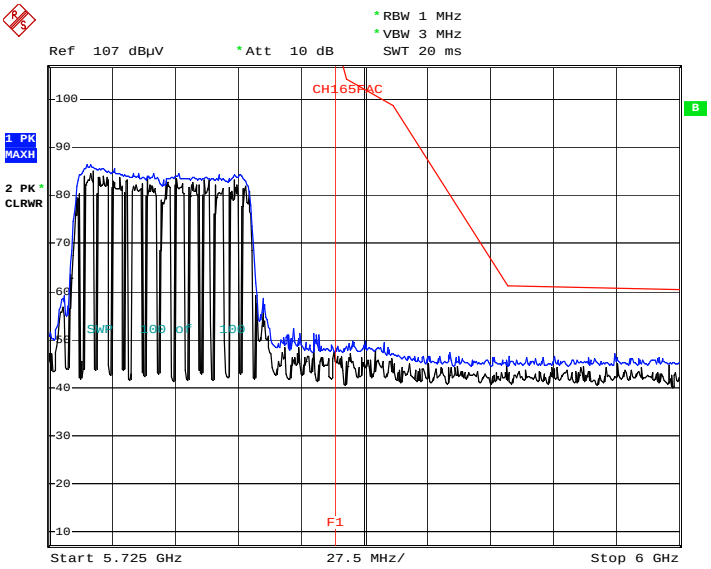

Date: 28.JAN.2019 18:14:53

10.10 POWERLINE CONDUCTED EMISSIONS

Conducted Emissions (Line 1)

WLAN 5G L1 1 / 2

HCT TEST Report

Common Information

EUT:	SM-T515
Manufacturer:	SAMSUNG
Test Site:	SHIELD ROOM
Operating Conditions:	WLAN 5G L1

FCC CLASS B_Exten Cable

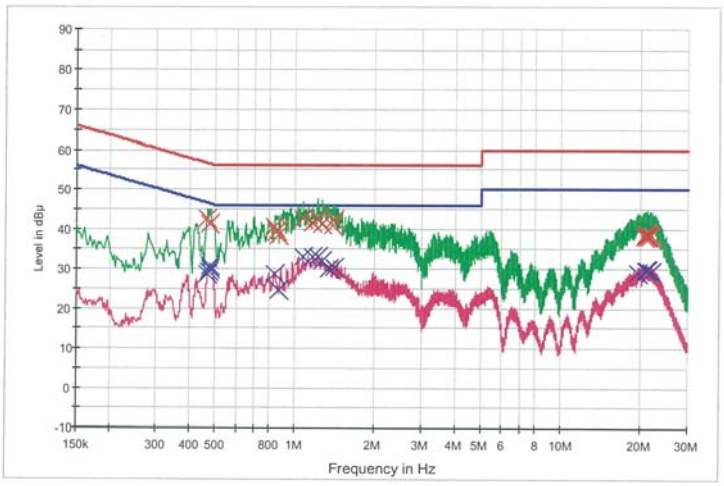

FCC CLASS B_QP
Preview Result 2-AVG
FCC CLASS B_ AV
Final Result 1-QPK
Preview Result 1-PK+
Final Result 2-CAV

Final Result 1

Frequency (MHz)	QuasiPeak (dBuV)	Bandwidth (kHz)	Filter	Line	Corr. (dB)	Margin (dB)	Limit (dBuV)
0.468000	42.5	9.000	Off	L1	9.8	14.1	56.5
0.480000	41.3	9.000	Off	L1	9.8	15.0	56.3
0.838000	40.5	9.000	Off	L1	9.8	15.5	56.0
0.848000	39.3	9.000	Off	L1	9.8	16.7	56.0
0.854000	39.6	9.000	Off	L1	9.8	16.4	56.0
0.862000	38.4	9.000	Off	L1	9.8	17.6	56.0
1.072000	42.5	9.000	Off	L1	9.8	13.5	56.0
1.164000	41.6	9.000	Off	L1	9.8	14.4	56.0
1.212000	42.6	9.000	Off	L1	9.8	13.4	56.0
1.256000	41.3	9.000	Off	L1	9.9	14.7	56.0
1.382000	40.8	9.000	Off	L1	9.9	15.2	56.0
1.396000	42.1	9.000	Off	L1	9.9	13.9	56.0
20.560000	38.1	9.000	Off	L1	10.6	21.9	60.0
20.842000	38.9	9.000	Off	L1	10.6	21.1	60.0
21.026000	38.5	9.000	Off	L1	10.6	21.5	60.0
21.140000	38.2	9.000	Off	L1	10.6	21.8	60.0
21.500000	38.1	9.000	Off	L1	10.6	21.9	60.0
21.918000	38.4	9.000	Off	L1	10.7	21.6	60.0

2019-02-13 오후 8:12:45

WLAN 5G L1 2 / 2

Final Result 2

Frequency (MHz)	CAverage (dBuV)	Bandwidth (kHz)	Filter	Line	Corr. (dB)	Margin (dB)	Limit (dBuV)
0.466000	28.5	9.000	Off	L1	9.8	18.1	46.6
0.470000	29.4	9.000	Off	L1	9.8	17.1	46.5
0.476000	30.2	9.000	Off	L1	9.8	16.2	46.4
0.480000	30.7	9.000	Off	L1	9.8	15.7	46.3
0.840000	28.8	9.000	Off	L1	9.8	17.2	46.0
0.862000	24.6	9.000	Off	L1	9.8	21.4	46.0
1.074000	33.1	9.000	Off	L1	9.8	13.0	46.0
1.164000	33.0	9.000	Off	L1	9.8	13.0	46.0
1.214000	33.0	9.000	Off	L1	9.8	13.0	46.0
1.258000	32.1	9.000	Off	L1	9.9	13.9	46.0
1.340000	30.1	9.000	Off	L1	9.9	15.9	46.0
1.396000	30.5	9.000	Off	L1	9.9	15.5	46.0
19.542000	29.0	9.000	Off	L1	10.6	21.0	50.0
20.842000	29.6	9.000	Off	L1	10.6	20.4	50.0
20.950000	29.6	9.000	Off	L1	10.6	20.4	50.0
21.026000	29.6	9.000	Off	L1	10.6	20.4	50.0
21.034000	29.5	9.000	Off	L1	10.6	20.5	50.0
21.908000	29.5	9.000	Off	L1	10.7	20.5	50.0

2019-02-13 오후 8:12:45

Conducted Emissions (Line 2)

Test 1 / 2

HCT TEST Report

Common Information

EUT:	SM-T515
Manufacturer:	SAMSUNG
Test Site:	SHIELD ROOM
Operating Conditions:	WLAN 5G N

FCC CLASS B_Exten Cable

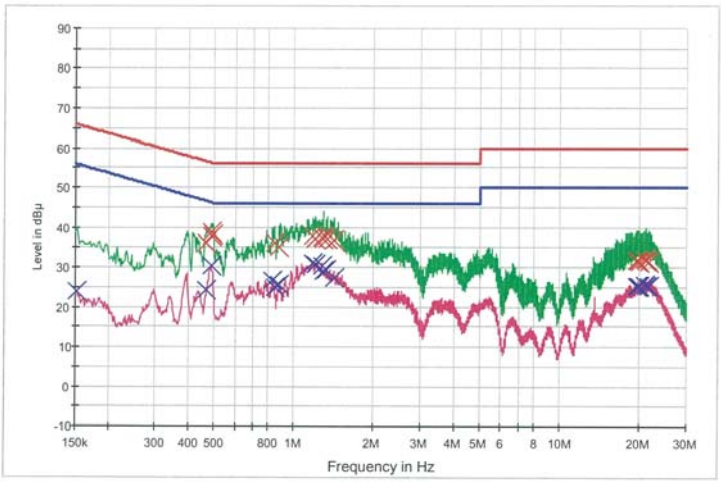

FCC CLASS B_QP
Preview Result 2-AVG
FCC CLASS B_ AV
Final Result 1-QPK
Preview Result 1-PK+
Final Result 2-CAV

Final Result 1

Frequency (MHz)	QuasiPeak (dBuV)	Bandwidth (kHz)	Filter	Line	Corr. (dB)	Margin (dB)	Limit (dBuV)
0.466000	36.0	9.000	Off	N	9.9	20.6	56.6
0.486000	38.7	9.000	Off	N	9.9	17.6	56.2
0.490000	37.9	9.000	Off	N	9.9	18.3	56.2
0.496000	38.2	9.000	Off	N	9.9	17.9	56.1
0.844000	36.2	9.000	Off	N	10.0	19.8	56.0
0.880000	35.2	9.000	Off	N	10.0	20.8	56.0
1.174000	37.8	9.000	Off	N	10.0	18.2	56.0
1.210000	37.1	9.000	Off	N	10.0	18.9	56.0
1.270000	37.3	9.000	Off	N	10.0	18.7	56.0
1.288000	37.2	9.000	Off	N	10.0	18.8	56.0
1.338000	37.1	9.000	Off	N	10.1	18.9	56.0
1.410000	36.7	9.000	Off	N	10.1	19.3	56.0
19.420000	31.5	9.000	Off	N	10.9	28.5	60.0
19.738000	31.7	9.000	Off	N	10.9	28.3	60.0
20.018000	31.5	9.000	Off	N	10.9	28.5	60.0
20.828000	31.9	9.000	Off	N	10.9	28.1	60.0
21.116000	31.8	9.000	Off	N	10.9	28.2	60.0
21.642000	31.3	9.000	Off	N	10.9	28.7	60.0

2019-02-13 오후 8:01:57

Test

2 / 2

Final Result 2

Frequency (MHz)	CAverage (dBuV)	Bandwidth (kHz)	Filter	Line	Corr. (dB)	Margin (dB)	Limit (dBuV)
0.152000	23.8	9.000	Off	N	9.8	32.1	55.9
0.468000	24.1	9.000	Off	N	9.9	22.4	46.5
0.488000	30.3	9.000	Off	N	9.9	15.9	46.2
0.832000	26.6	9.000	Off	N	9.9	19.4	46.0
0.844000	24.9	9.000	Off	N	10.0	21.1	46.0
0.880000	25.5	9.000	Off	N	10.0	20.5	46.0
1.174000	30.9	9.000	Off	N	10.0	15.1	46.0
1.210000	30.6	9.000	Off	N	10.0	15.4	46.0
1.270000	30.4	9.000	Off	N	10.0	15.6	46.0
1.288000	29.0	9.000	Off	N	10.0	17.0	46.0
1.318000	29.4	9.000	Off	N	10.0	16.6	46.0
1.410000	27.3	9.000	Off	N	10.1	18.7	46.0
19.420000	25.2	9.000	Off	N	10.9	24.8	50.0
19.738000	25.2	9.000	Off	N	10.9	24.8	50.0
20.018000	25.3	9.000	Off	N	10.9	24.7	50.0
20.828000	25.6	9.000	Off	N	10.9	24.4	50.0
21.116000	25.4	9.000	Off	N	10.9	24.6	50.0
21.642000	25.3	9.000	Off	N	10.9	24.7	50.0

2019-02-13

오후 8:01:57

11. LIST OF TEST EQUIPMENT

Conducted Test

Manufacturer	Model / Equipment	Calibration Date	Calibration Interval	Serial No.
Rohde & Schwarz	ENV216 / LISN	12/12/2018	Annual	102245
Rohde & Schwarz	ESCI / Test Receiver	06/27/2018	Annual	100033
ESPAC	SU-642 /Temperature Chamber	03/30/2018	Annual	0093008124
Agilent	N9020A / Signal Analyzer	06/08/2018	Annual	MY51110085
Agilent	N9020A / Signal Analyzer	06/08/2018	Annual	MY52090906
Agilent	N9030A / Signal Analyzer	01/10/2019	Annual	MY49431210
Rohde & Schwarz	OSP 120 / Power Measurement Set	07/26/2018	Annual	101231
Agilent	N1911A / Power Meter	04/16/2018	Annual	MY45100523
Agilent	N1921A / Power Sensor	04/16/2018	Annual	MY52260025
Agilent	87300B / Directional Coupler	11/20/2018	Annual	3116A03621
Hewlett Packard	11667B / Power Splitter	06/07/2018	Annual	05001
Hewlett Packard	E3632A / DC Power Supply	06/26/2018	Annual	KR75303960
Agilent	8493C / Attenuator(10 dB)	07/10/2018	Annual	07560
Chang Woo Inc.	18N-20dB / Attenuator(20 dB)	05/09/2018	Annual	8
Rohde & Schwarz	EMC32 / Software	N/A	N/A	N/A
HCT CO., LTD.	FCC WLAN&BT&BLE Conducted Test Software v3.0	N/A	N/A	N/A

Note:

1. Equipment listed above that calibrated during the testing period was set for test after the calibration.
2. Equipment listed above that has a calibration due date during the testing period, the testing is completed before equipment expiration date.

Radiated Test

Manufacturer	Model / Equipment	Calibration Date	Calibration Interval	Serial No.
Innco system	CO3000 / Controller(Antenna mast)	N/A	N/A	CO3000-4p
Innco system	MA4640/800-XP-EP / Antenna Position Tower	N/A	N/A	N/A
Audix	EM1000 / Controller	N/A	N/A	060520
Audix	Turn Table	N/A	N/A	N/A
Rohde & Schwarz	Loop Antenna	08/23/2018	Biennial	1513-175
Schwarzbeck	VULB 9168 / Hybrid Antenna	04/06/2017	Biennial	760
Schwarzbeck	VULB 9160 / TRILOG Antenna	08/09/2018	Biennial	9160-3368
Schwarzbeck	BBHA 9120D / Horn Antenna	05/02/2017	Biennial	9120D-937
Schwarzbeck	BBHA9170 / Horn Antenna(15 GHz ~ 40 GHz)	12/04/2017	Biennial	BBHA9170541
Rohde & Schwarz	FSP(9 kHz ~ 30 GHz) / Spectrum Analyzer	09/03/2018	Annual	100688
Rohde & Schwarz	FSV40-N / Spectrum Analyzer	09/28/2018	Annual	101068-SZ
Agilent	N9020A / Signal Analyzer	06/08/2018	Annual	MY51110085
Wainwright Instruments	WHK3.0/18G-10EF / High Pass Filter	06/07/2018	Annual	8
Wainwright Instruments	WHKX7.0/18G-8SS / High Pass Filter	05/09/2018	Annual	29
Wainwright Instruments	WRCJV2400/2483.5-2370/2520-60/12SS / Band Reject Filter	06/29/2018	Annual	2
Wainwright Instruments	WRCJV5100/5850-40/50-8EEK / Band Reject Filter	01/03/2019	Annual	2
Api tech.	18B-03 / Attenuator (3 dB)	06/07/2018	Annual	1
Agilent	8493C-10 / Attenuator(10 dB)	07/17/2018	Annual	08285
CERNEX	CBLU1183540 / Power Amplifier	07/10/2018	Annual	22964
CERNEX	CBL06185030 / Power Amplifier	07/10/2018	Annual	22965
CERNEX	CBL18265035 / Power Amplifier	01/03/2019	Annual	22966
CERNEX	CBL26405040 / Power Amplifier	06/29/2018	Annual	25956

Note:

1. Equipment listed above that calibrated during the testing period was set for test after the calibration.
2. Equipment listed above that has a calibration due date during the testing period, the testing is completed before equipment expiration date.

12. ANNEX A_ TEST SETUP PHOTO

Please refer to test setup photo file no. as follows;

No.	Description
1	HCT-RF-1902-FC037-P
2	HCT-RF-1902-FC038-P
3	HCT-RF-1902-FC039-P
4	HCT-RF-1902-FC040-P
5	HCT-RF-1902-FC041-P
6	HCT-RF-1902-FC042-P