11.2. TRANSMITTER ABOVE 1 GHz

11.2.1. TX ABOVE 1 GHz 802.11b MODE IN THE 2.4 GHz BAND

RESTRICTED BANDEDGE (LOW CHANNEL)

HORIZONTAL PEAK AND AVERAGE PLOT

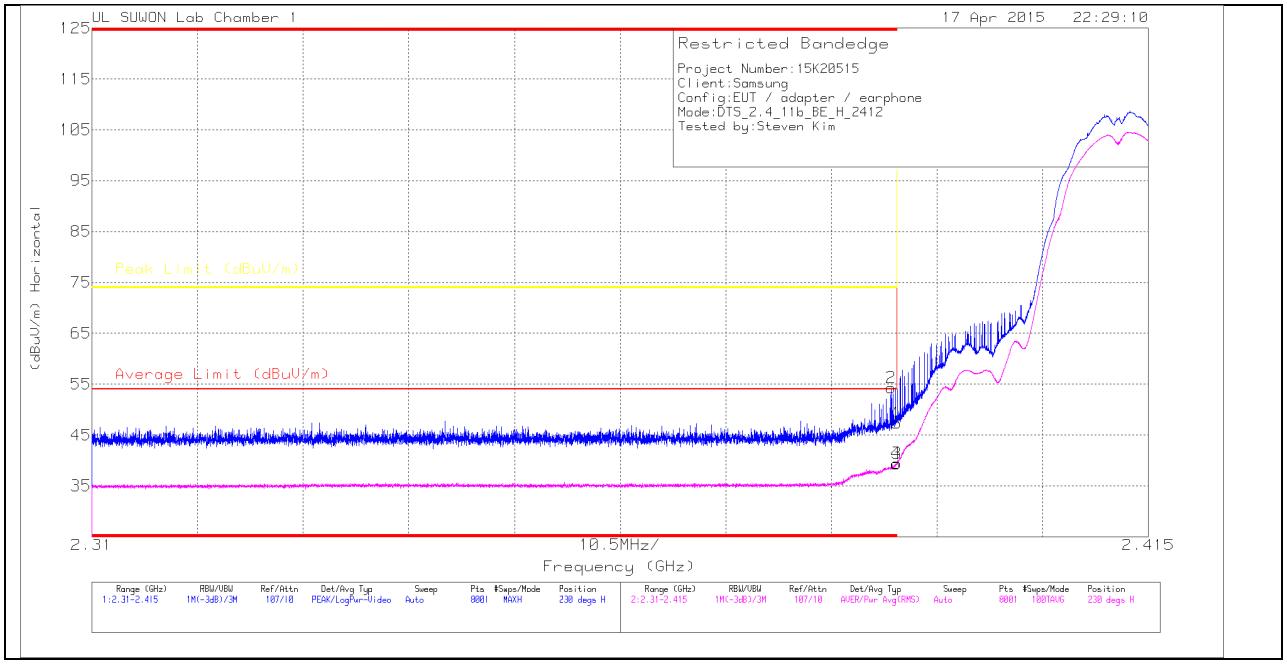

HORIZONTAL DATA

Marker	Frequency (GHz)	Meter Reading (dBuV)	Det	3115D Factor	Path_2_10dB	DC Corr (dB)	Corrected Reading (dBuV/m)	Average Limit (dBuV/m)	Margin (dB)	Peak Limit (dBuV/m)	PK Margin (dB)	Azimuth (Degs)	Height (cm)	Polarity
1	* 2.39	42.28	Pk	27.9	-22.8	0	47.38	-	-	74	-26.62	230	172	H
2	* 2.389	49.24	Pk	27.9	-22.8	0	54.34	-	-	74	-19.66	230	172	H
3	* 2.39	34.38	RMS	27.9	-22.8	0	39.48	54	-14.52	-	-	230	172	H
4	* 2.39	34.28	RMS	27.9	-22.8	0	39.38	54	-14.62	-	-	230	172	H

* - indicates frequency in CFR15.205/IC7.2.2 Restricted Band

Pk - Peak detector

RMS - RMS detection

UL Korea, Ltd. Confidential
This report shall not be reproduced except in full, without the written approval of UL Korea, Ltd.

VERTICAL PEAK AND AVERAGE PLOT

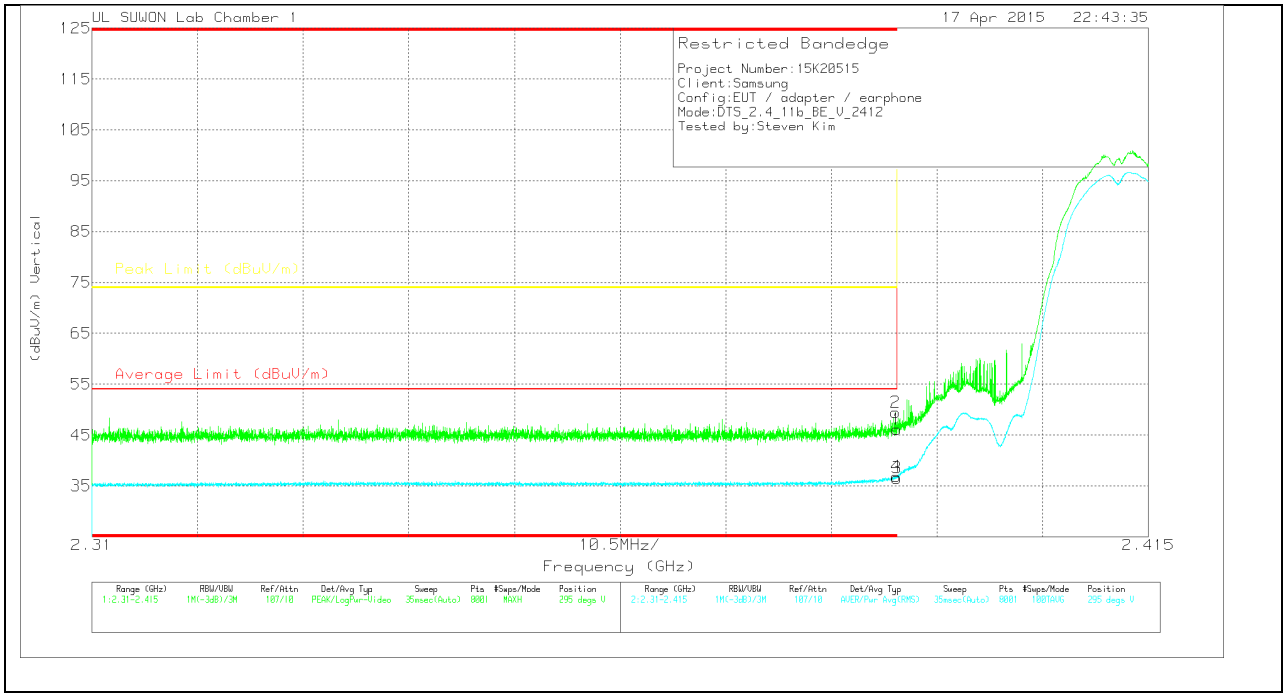

VERTICAL DATA

Marker	Frequency (GHz)	Meter Reading (dBuV)	Det	3115D Factor	Path_2_10dB	DC Corr (dB)	Corrected Reading (dBuV/m)	Average Limit (dBuV/m)	Margin (dB)	Peak Limit (dBuV/m)	PK Margin (dB)	Azimuth (Degs)	Height (cm)	Polarity
1	* 2.39	41.04	Pk	27.9	-22.8	0	46.14	-	-	74	-27.86	295	208	V
2	* 2.39	44.36	Pk	27.9	-22.8	0	49.46	-	-	74	-24.54	295	208	V
3	* 2.39	31.44	RMS	27.9	-22.8	0	36.54	54	-17.46	-	-	295	208	V
4	* 2.39	31.7	RMS	27.9	-22.8	0	36.8	54	-17.2	-	-	295	208	V

* - indicates frequency in CFR15.205/IC7.2.2 Restricted Band

Pk - Peak detector

RMS - RMS detection

UL Korea, Ltd. Suwon Laboratory FORM ID: FCC_15C
218 Maeyeong-ro, Yeongtong-gu, Suwon-si, Gyeonggi-do, 443-823, Korea TEL: (031) 337-9902 FAX: (031) 213-5433
UL Korea, Ltd. Confidential
This report shall not be reproduced except in full, without the written approval of UL Korea, Ltd.

AUTHORIZED BANDEDGE (HIGH CHANNEL)

HORIZONTAL PEAK AND AVERAGE PLOT

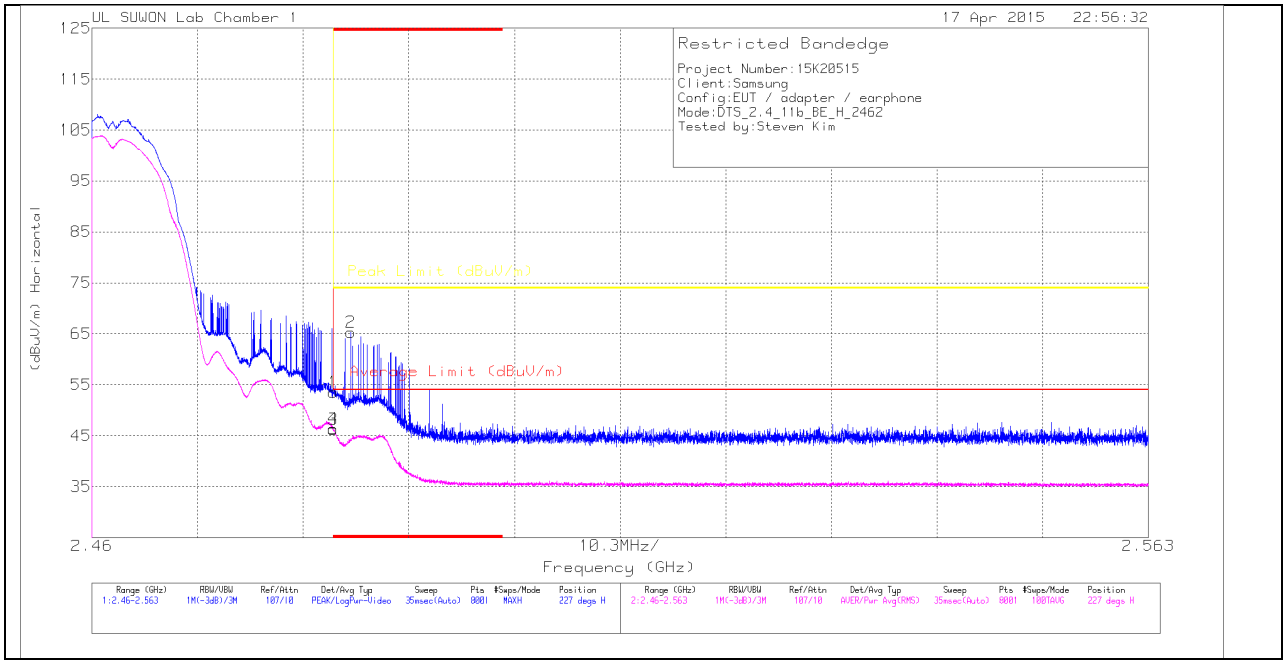

HORIZONTAL DATA

Marker	Frequency (GHz)	Meter Reading (dBuV)	Det	3115D Factor	Path_2_10dB	DC Corr (dB)	Corrected Reading (dBuV/m)	Average Limit (dBuV/m)	Margin (dB)	Peak Limit (dBuV/m)	PK Margin (dB)	Azimuth (Degs)	Height (cm)	Polarity
1	* 2.484	48.23	Pk	27.9	-22.6	0	53.53	-	-	74	-20.47	227	203	H
2	* 2.485	60	Pk	27.9	-22.6	0	65.3	-	-	74	-8.7	227	203	H
3	* 2.484	40.93	RMS	27.9	-22.6	0	46.23	54	-7.77	-	-	227	203	H
4	* 2.484	41.04	RMS	27.9	-22.6	0	46.34	54	-7.66	-	-	227	203	H

* - indicates frequency in CFR15.205/IC7.2.2 Restricted Band

Pk - Peak detector

RMS - RMS detection

UL Korea, Ltd. Suwon Laboratory FORM ID: FCC_15C
218 Maeyeong-ro, Yeongtong-gu, Suwon-si, Gyeonggi-do, 443-823, Korea TEL: (031) 337-9902 FAX: (031) 213-5433
UL Korea, Ltd. Confidential
This report shall not be reproduced except in full, without the written approval of UL Korea, Ltd.

VERTICAL PEAK AND AVERAGE PLOT

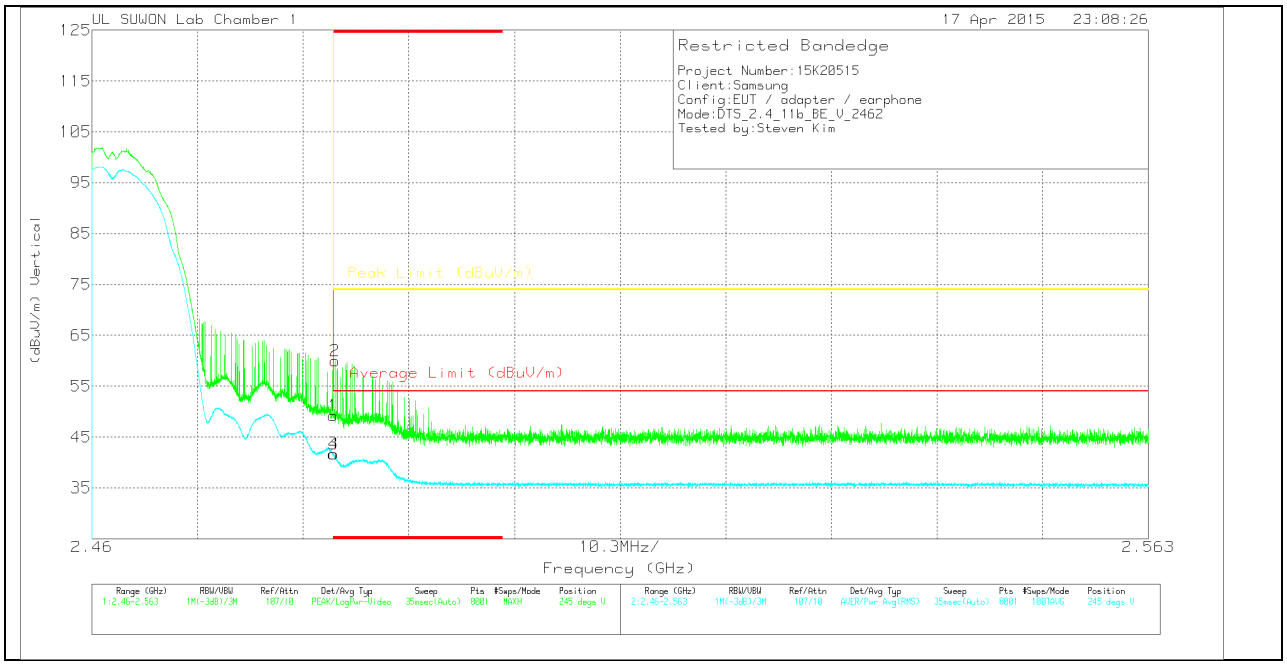

VERTICAL DATA

Marker	Frequency (GHz)	Meter Reading (dBuV)	Det	3115D Factor	Path_2_10dB	DC Corr (dB)	Corrected Reading (dBuV/m)	Average Limit (dBuV/m)	Margin (dB)	Peak Limit (dBuV/m)	PK Margin (dB)	Azimuth (Degs)	Height (cm)	Polarity
1	* 2.484	43.87	Pk	27.9	-22.6	0	49.17	-	-	74	-24.83	245	204	V
2	* 2.484	54.63	Pk	27.9	-22.6	0	59.93	-	-	74	-14.07	245	204	V
3	* 2.484	36.43	RMS	27.9	-22.6	0	41.73	54	-12.27	-	-	245	204	V
4	* 2.484	36.36	RMS	27.9	-22.6	0	41.66	54	-12.34	-	-	245	204	V

* - indicates frequency in CFR15.205/IC7.2.2 Restricted Band

Pk - Peak detector

RMS - RMS detection

UL Korea, Ltd. Suwon Laboratory FORM ID: FCC_15C
218 Maeyeong-ro, Yeongtong-gu, Suwon-si, Gyeonggi-do, 443-823, Korea TEL: (031) 337-9902 FAX: (031) 213-5433
UL Korea, Ltd. Confidential
This report shall not be reproduced except in full, without the written approval of UL Korea, Ltd.

AUTHORIZED BANDEDGE (12 CHANNEL)

HORIZONTAL PEAK AND AVERAGE PLOT

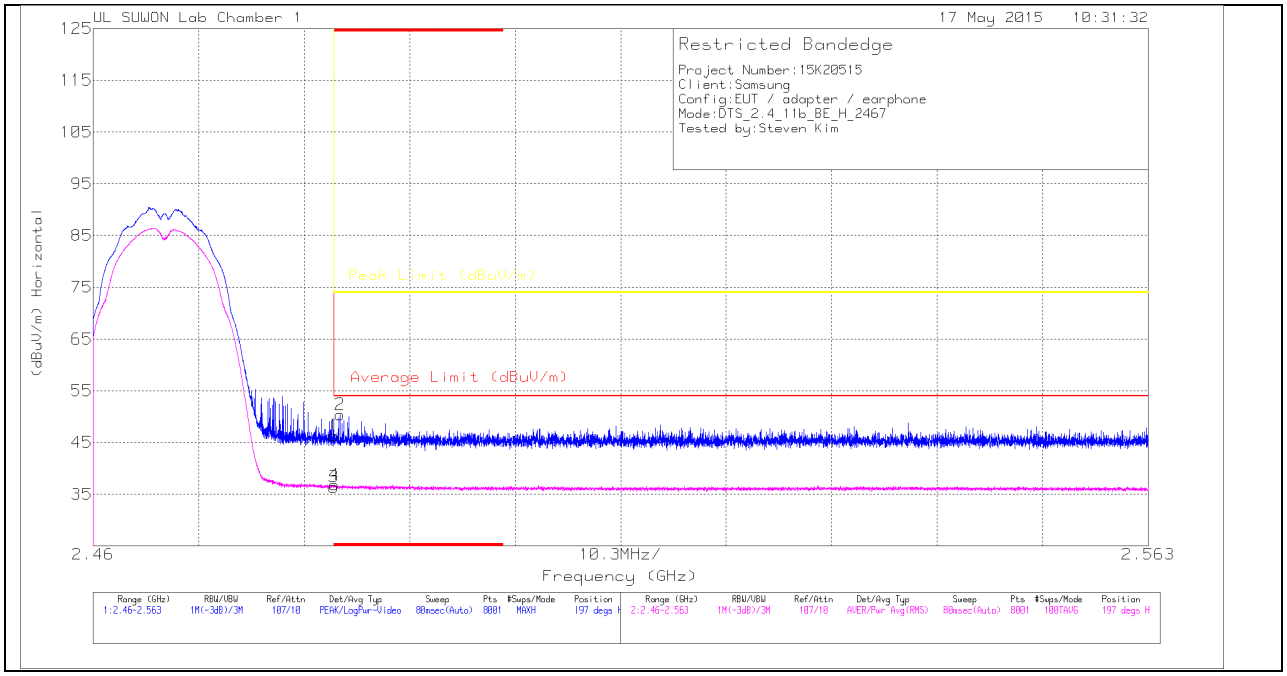

HORIZONTAL DATA

Marker	Frequency (GHz)	Meter Reading (dBuV)	Det	3115D Factor	Path_2_10dB	DC Corr (dB)	Corrected Reading (dBuV/m)	Average Limit (dBuV/m)	Margin (dB)	Peak Limit (dBuV/m)	PK Margin (dB)	Azimuth (Degs)	Height (cm)	Polarity
1	* 2.484	41.05	Pk	27.9	-22.6	0	46.35	-	-	74	-27.65	197	204	H
2	* 2.484	45.09	Pk	27.9	-22.6	0	50.39	-	-	74	-23.61	197	204	H
3	* 2.484	31.13	RMS	27.9	-22.6	0	36.43	54	-17.57	-	-	197	204	H
4	* 2.484	31.53	RMS	27.9	-22.6	0	36.83	54	-17.17	-	-	197	204	H

* - indicates frequency in CFR15.205/IC7.2.2 Restricted Band

Pk - Peak detector

RMS - RMS detection

UL Korea, Ltd. Confidential
This report shall not be reproduced except in full, without the written approval of UL Korea, Ltd.

VERTICAL PEAK AND AVERAGE PLOT

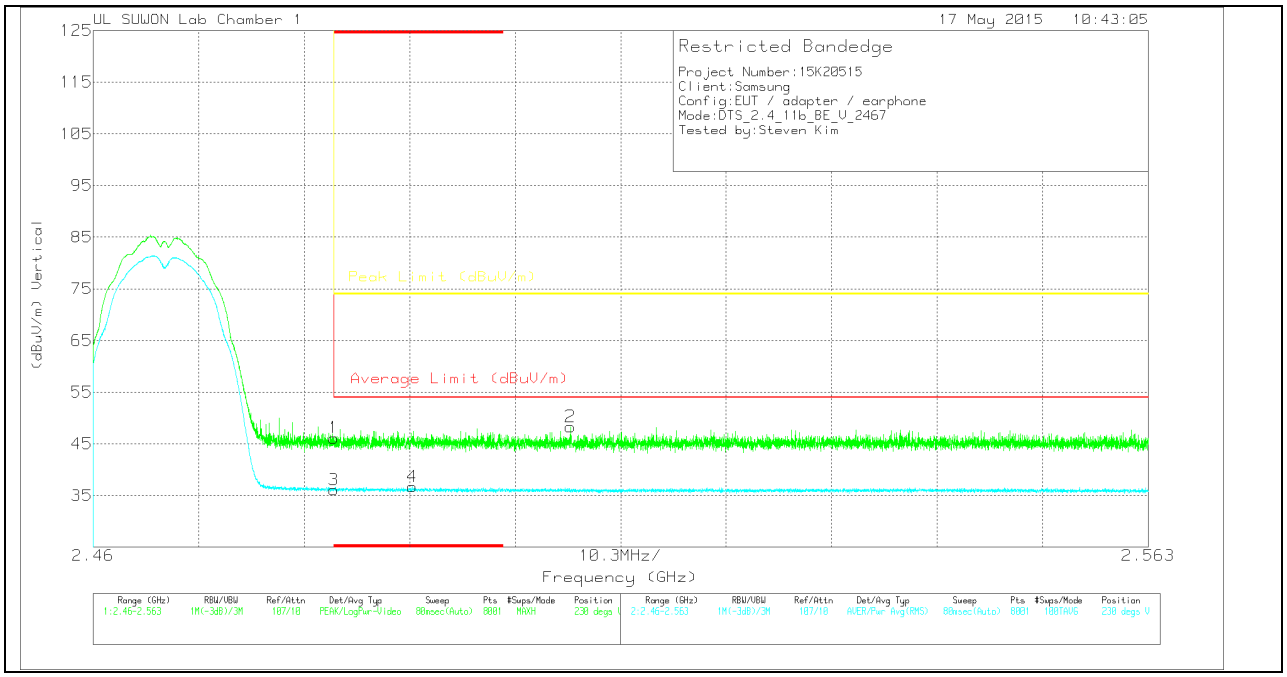

VERTICAL DATA

Marker	Frequency (GHz)	Meter Reading (dBuV)	Det	3115D Factor	Path_2_10dB	DC Corr (dB)	Corrected Reading (dBuV/m)	Average Limit (dBuV/m)	Margin (dB)	Peak Limit (dBuV/m)	PK Margin (dB)	Azimuth (Degs)	Height (cm)	Polarity
1	* 2.484	40.86	Pk	27.9	-22.6	0	46.16	-	-	74	-27.84	230	351	V
2	2.507	43.01	Pk	27.9	-22.6	0	48.31	-	-	74	-25.69	230	351	V
3	* 2.484	30.79	RMS	27.9	-22.6	0	36.09	54	-17.91	-	-	230	351	V
4	* 2.491	31.4	RMS	27.9	-22.6	0	36.7	54	-17.3	-	-	230	351	V

* - indicates frequency in CFR15.205/IC7.2.2 Restricted Band

Pk - Peak detector

RMS - RMS detection

UL Korea, Ltd. Confidential
This report shall not be reproduced except in full, without the written approval of UL Korea, Ltd.

AUTHORIZED BANDEDGE (13 CHANNEL)

HORIZONTAL PEAK AND AVERAGE PLOT

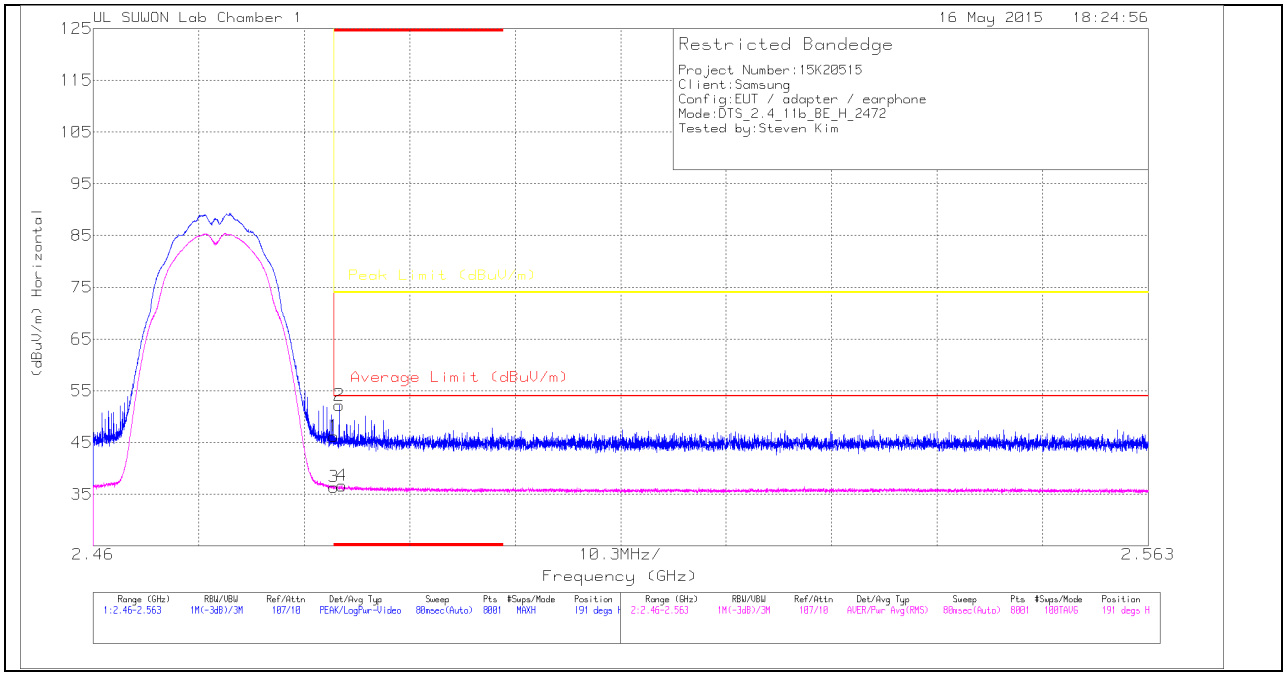

HORIZONTAL DATA

Marker	Frequency (GHz)	Meter Reading (dBuV)	Det	3115D Factor	Path_2_10dB	DC Corr (dB)	Corrected Reading (dBuV/m)	Average Limit (dBuV/m)	Margin (dB)	Peak Limit (dBuV/m)	PK Margin (dB)	Azimuth (Degs)	Height (cm)	Polarity
1	* 2.484	40.9	Pk	27.9	-22.6	0	46.2	-	-	74	-27.8	191	111	H
2	* 2.484	46.91	Pk	27.9	-22.6	0	52.21	-	-	74	-21.79	191	111	H
3	* 2.484	31.12	RMS	27.9	-22.6	0	36.42	54	-17.58	-	-	191	111	H
4	* 2.484	31.39	RMS	27.9	-22.6	0	36.69	54	-17.31	-	-	191	111	H

* - indicates frequency in CFR15.205/IC7.2.2 Restricted Band

Pk - Peak detector

RMS - RMS detection

UL Korea, Ltd. Confidential
This report shall not be reproduced except in full, without the written approval of UL Korea, Ltd.

VERTICAL PEAK AND AVERAGE PLOT

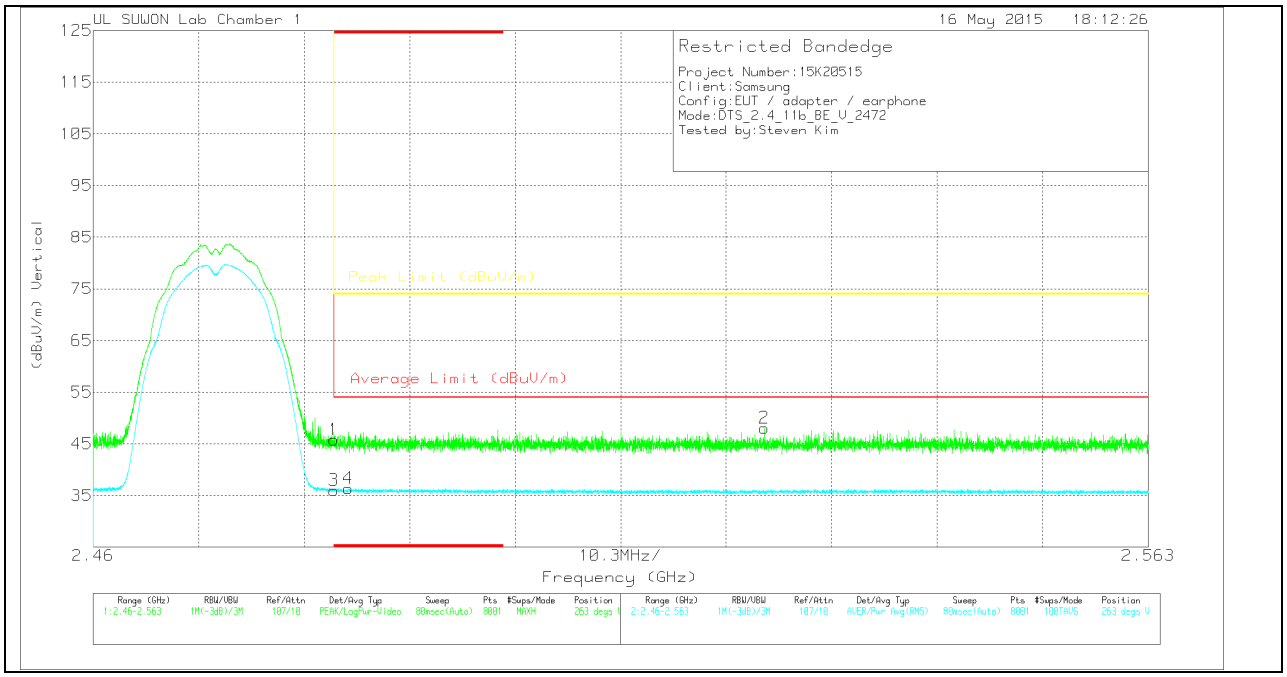

VERTICAL DATA

Marker	Frequency (GHz)	Meter Reading (dBuV)	Det	3115D Factor	Path_2_10dB	DC Corr (dB)	Corrected Reading (dBuV/m)	Average Limit (dBuV/m)	Margin (dB)	Peak Limit (dBuV/m)	PK Margin (dB)	Azimuth (Degs)	Height (cm)	Polarity
1	* 2.484	40.52	Pk	27.9	-22.6	0	45.82	-	-	74	-28.18	263	116	V
2	2.526	42.78	Pk	27.9	-22.6	0	48.08	-	-	74	-25.92	263	116	V
3	* 2.484	30.74	RMS	27.9	-22.6	0	36.04	54	-17.96	-	-	263	116	V
4	* 2.485	31.1	RMS	27.9	-22.6	0	36.4	54	-17.6	-	-	263	116	V

* - indicates frequency in CFR15.205/IC7.2.2 Restricted Band

Pk - Peak detector

RMS - RMS detection

UL Korea, Ltd. Confidential
This report shall not be reproduced except in full, without the written approval of UL Korea, Ltd.

HARMONICS AND SPURIOUS EMISSIONS

LOW CHANNEL HORIZONTAL

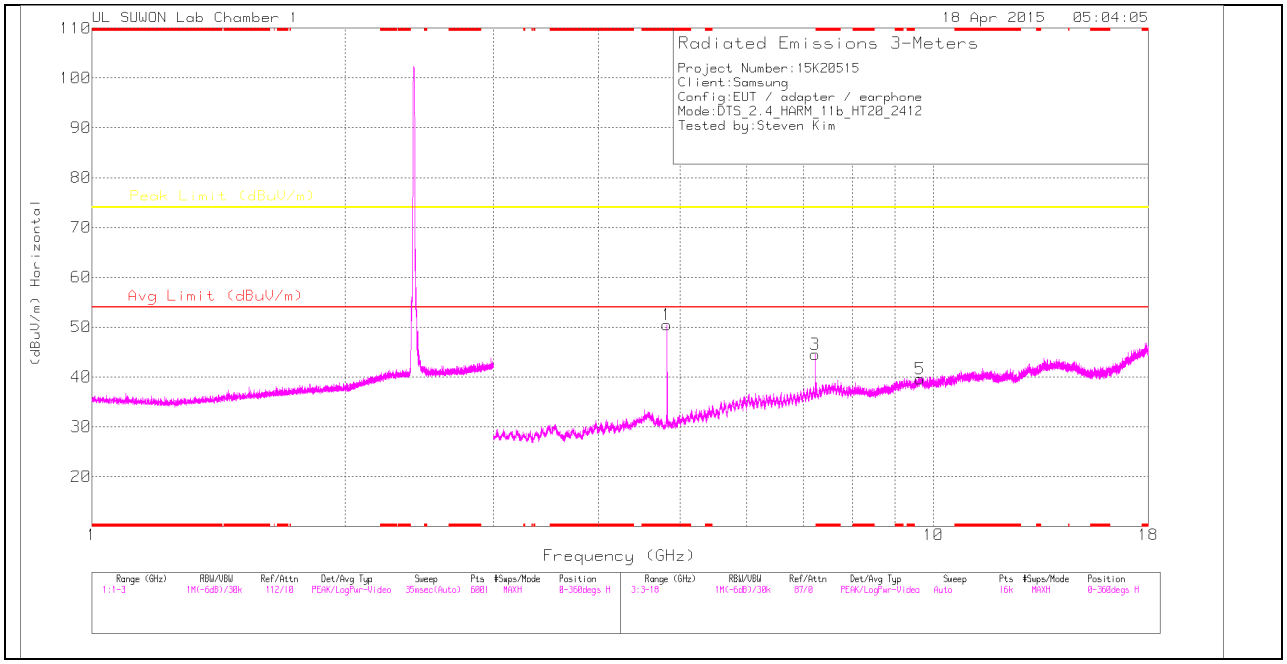

LOW CHANNEL VERTICAL

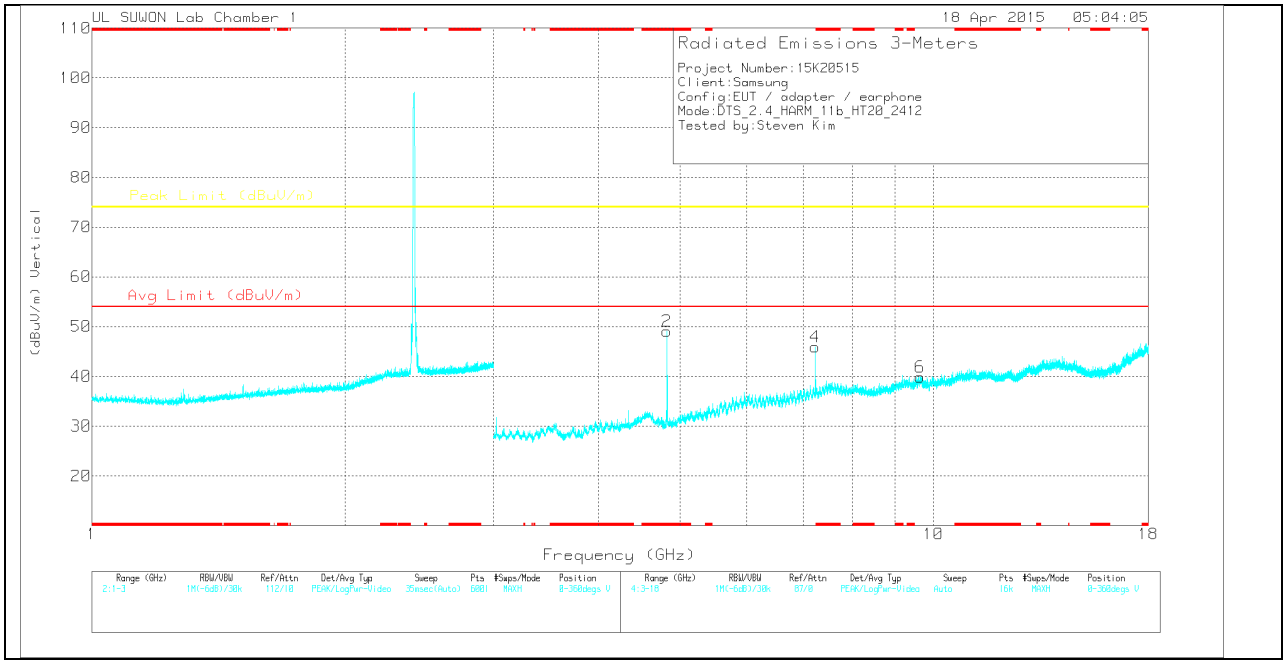

Note: Emission was scanned up to 26GHz; No emissions were detected above the noise floor which was at least 20dB below the specification limit.

LOW CHANNEL DATA

UL Korea, Ltd. Confidential
This report shall not be reproduced except in full, without the written approval of UL Korea, Ltd.

TRACE MARKERS

Marker	Frequency (GHz)	Meter Reading (dBuV)	Det	3115D Factor	Path_3_3GHP	DC Corr (dB)	Corrected Reading (dBuV/m)	Avg Limit (dBuV/m)	Margin (dB)	Peak Limit (dBuV/m)	Margin (dB)	Azimuth (Degs)	Height (cm)	Polarity
1	* 4.823	48.21	PK	31.9	-29.6	0	50.51	-	-	74	-23.49	0-360	100	H
3	7.237	33.03	PK	37	-25.5	0	44.53	-	-	-	-	0-360	100	H
5	9.646	22.83	PK	37.6	-20.8	0	39.63	-	-	-	-	0-360	100	H
2	* 4.823	46.79	PK	31.9	-29.6	0	49.09	-	-	74	-24.91	0-360	200	V
4	7.237	34.48	PK	37	-25.5	0	45.98	-	-	-	-	0-360	100	V
6	9.646	23.03	PK	37.6	-20.8	0	39.83	-	-	-	-	0-360	200	V

* - indicates frequency in CFR15.205/IC7.2.2 Restricted Band

PK – Peak Detector

Radiated Emissions

Frequency (GHz)	Meter Reading (dBuV)	Det	3115D Factor	Path_3_3 GHP	DC Corr (dB)	Corrected Reading (dBuV/m)	Avg Limit (dBuV/m)	Margin (dB)	Peak Limit (dBuV/m)	Margin (dB)	Azimuth (Degs)	Height (cm)	Polarity
* 4.824	49.99	PK2	31.9	-29.6	0	52.29	-	-	74	-21.71	220	109	H
* 4.824	46.87	MAv1	31.9	-29.6	0	49.17	54	-4.83	-	-	220	109	H
* 4.824	50.81	PK2	31.9	-29.6	0	53.11	-	-	74	-20.89	211	139	V
* 4.824	48.25	MAv1	31.9	-29.6	0	50.55	54	-3.45	-	-	211	139	V

* - indicates frequency in CFR15.205/IC7.2.2 Restricted Band

PK2 - KDB558074 Method: Maximum Peak

MAv1 - KDB558074 Option 1 Maximum RMS Average

UL Korea, Ltd. Suwon Laboratory FORM ID: FCC_15C
218 Maeyeong-ro, Yeongtong-gu, Suwon-si, Gyeonggi-do, 443-823, Korea TEL: (031) 337-9902 FAX: (031) 213-5433
UL Korea, Ltd. Confidential
This report shall not be reproduced except in full, without the written approval of UL Korea, Ltd.

MID CHANNEL HORIZONTAL

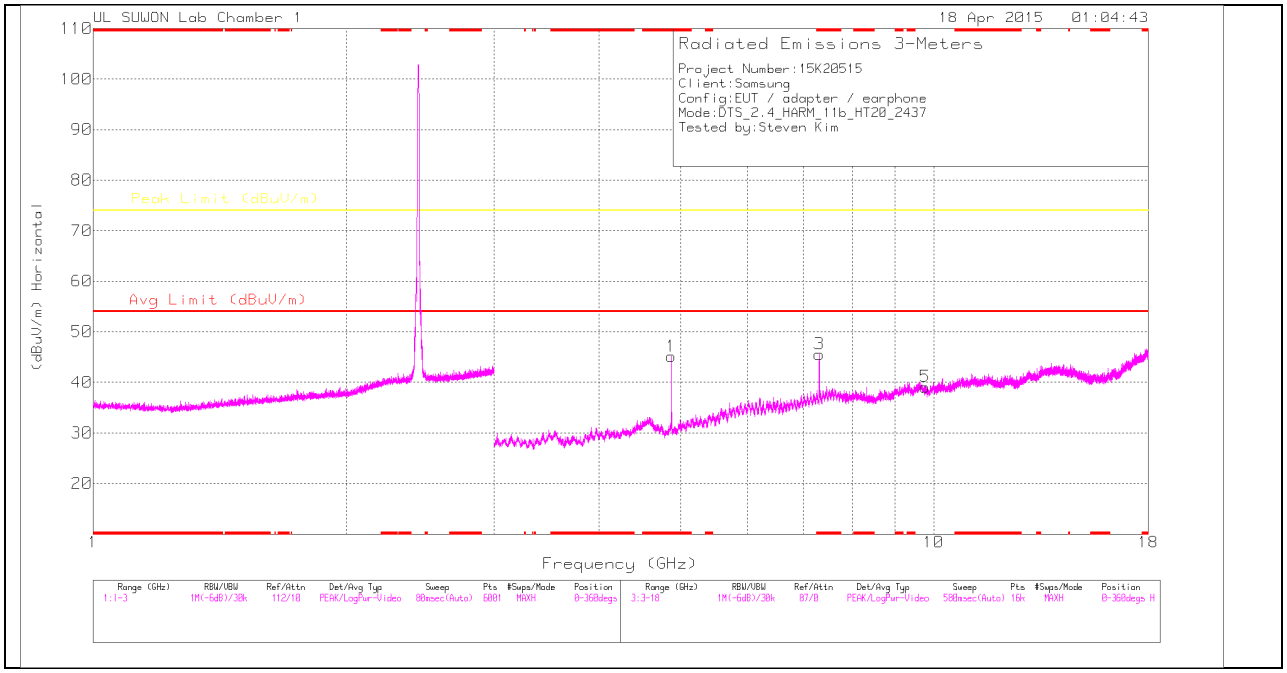

MID CHANNEL VERTICAL

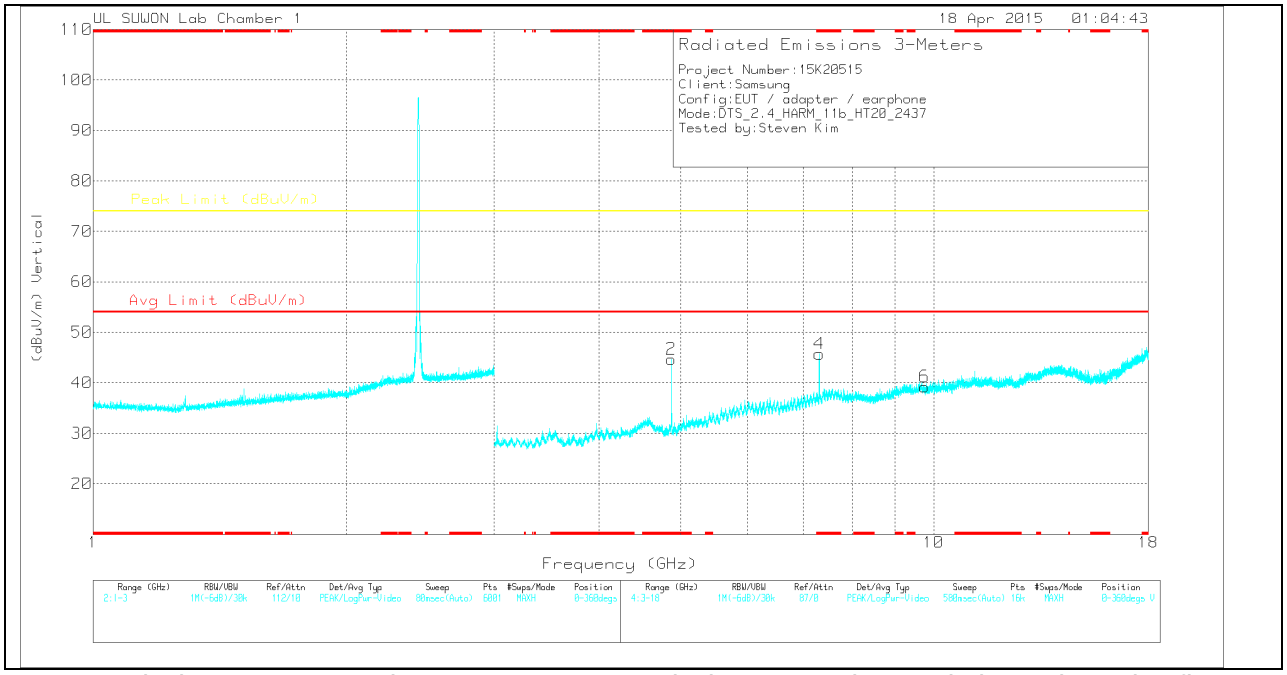

Note: Emission was scanned up to 26GHz; No emissions were detected above the noise floor which was at least 20dB below the specification limit.

UL Korea, Ltd. Suwon Laboratory FORM ID: FCC_15C
218 Maeyeong-ro, Yeongtong-gu, Suwon-si, Gyeonggi-do, 443-823, Korea TEL: (031) 337-9902 FAX: (031) 213-5433
UL Korea, Ltd. Confidential
This report shall not be reproduced except in full, without the written approval of UL Korea, Ltd.

MID CHANNEL DATA

TRACE MARKERS

Marker	Frequency (GHz)	Meter Reading (dBuV)	Det	3115D Factor	Path_3_3GHP	DC Corr (dB)	Corrected Reading (dBuV/m)	Avg Limit (dBuV/m)	Margin (dB)	Peak Limit (dBuV/m)	Margin (dB)	Azimuth (Degs)	Height (cm)	Polarity
1	* 4.874	42.33	PK	32	-29.2	0	45.13	-	-	74	-28.87	0-360	100	H
3	* 7.309	34.18	PK	37.1	-25.7	0	45.58	-	-	74	-28.42	0-360	200	H
5	9.766	23.61	PK	37.6	-22.1	0	39.11	-	-	-	-	0-360	200	H
2	* 4.874	41.89	PK	32	-29.2	0	44.69	-	-	74	-29.31	0-360	200	V
4	* 7.31	34.32	PK	37.1	-25.7	0	45.72	-	-	74	-28.28	0-360	100	V
6	9.747	23.52	PK	37.6	-21.9	0	39.22	-	-	-	-	0-360	100	V

* - indicates frequency in CFR15.205/IC7.2.2 Restricted Band

PK – Peak Detector

Radiated Emissions

Frequency (GHz)	Meter Reading (dBuV)	Det	3115D Factor	Path_3_3 GHP	DC Corr (dB)	Corrected Reading (dBuV/m)	Avg Limit (dBuV/m)	Margin (dB)	Peak Limit (dBuV/m)	Margin (dB)	Azimuth (Degs)	Height (cm)	Polarity
* 4.874	46.85	PK2	32	-29.2	0	49.65	-	-	74	-24.35	208	119	H
* 4.874	43.79	MAv1	32	-29.2	0	46.59	54	-7.41	-	-	208	119	H
* 7.311	41.26	PK2	37.1	-25.7	0	52.66	-	-	74	-21.34	137	120	H
* 7.312	35.17	MAv1	37.1	-25.7	0	46.57	54	-7.43	-	-	137	120	H
* 4.874	47.73	PK2	32	-29.2	0	50.53	-	-	74	-23.47	209	137	V
* 4.874	44.27	MAv1	32	-29.2	0	47.07	54	-6.93	-	-	209	137	V
* 7.311	42.39	PK2	37.1	-25.7	0	53.79	-	-	74	-20.21	160	118	V
* 7.312	35.46	MAv1	37.1	-25.7	0	46.86	54	-7.14	-	-	160	118	V

* - indicates frequency in CFR15.205/IC7.2.2 Restricted Band

PK2 - KDB558074 Method: Maximum Peak

MAv1 - KDB558074 Option 1 Maximum RMS Average

UL Korea, Ltd. Suwon Laboratory FORM ID: FCC_15C
218 Maeyeong-ro, Yeongtong-gu, Suwon-si, Gyeonggi-do, 443-823, Korea TEL: (031) 337-9902 FAX: (031) 213-5433
UL Korea, Ltd. Confidential
This report shall not be reproduced except in full, without the written approval of UL Korea, Ltd.

HIGH CHANNEL HORIZONTAL

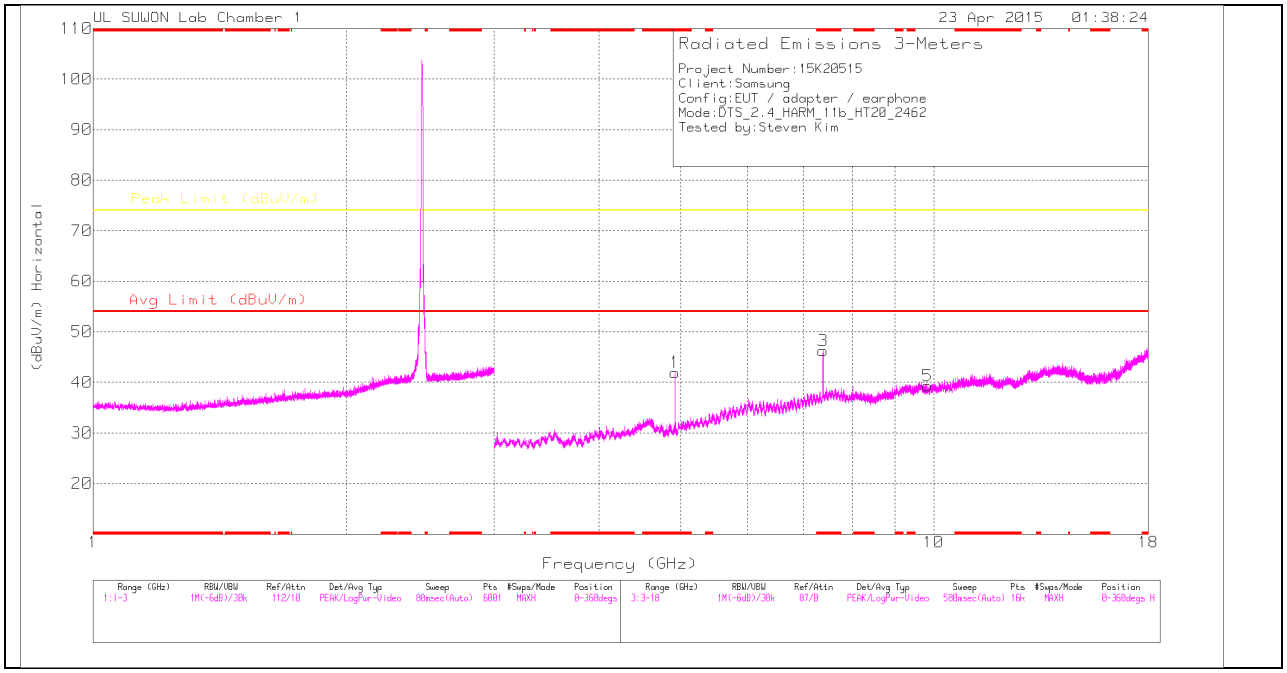

HIGH CHANNEL VERTICAL

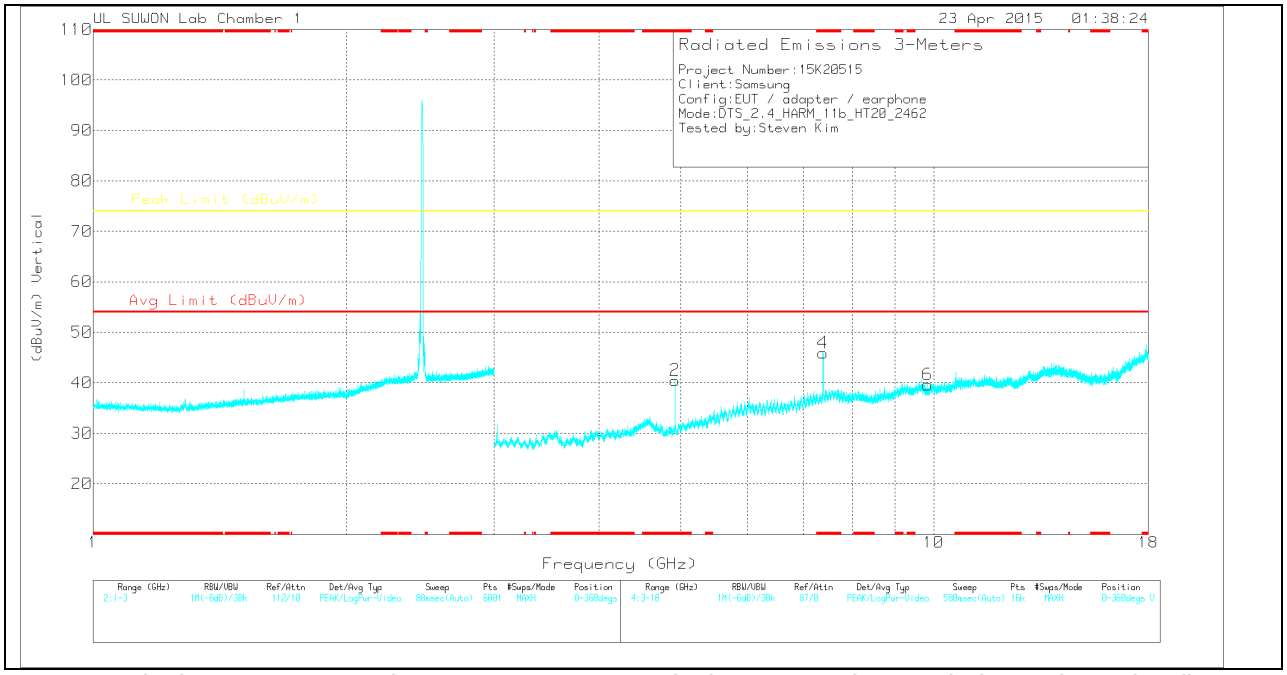

Note: Emission was scanned up to 26GHz; No emissions were detected above the noise floor which was at least 20dB below the specification limit.

UL Korea, Ltd. Suwon Laboratory FORM ID: FCC_15C
218 Maeyeong-ro, Yeongtong-gu, Suwon-si, Gyeonggi-do, 443-823, Korea TEL: (031) 337-9902 FAX: (031) 213-5433
UL Korea, Ltd. Confidential
This report shall not be reproduced except in full, without the written approval of UL Korea, Ltd.

HIGH CHANNEL DATA

TRACE MARKERS

Marker	Frequency (GHz)	Meter Reading (dBuV)	Det	3115D Factor	Path_3_3GHP	DC Corr (dB)	Corrected Reading (dBuV/m)	Avg Limit (dBuV/m)	Margin (dB)	Peak Limit (dBuV/m)	Margin (dB)	Azimuth (Degs)	Height (cm)	Polarity
1	* 4.924	38.83	PK	32.1	-29	0	41.93	-	-	74	-32.07	0-360	100	H
3	* 7.385	34.15	PK	37.2	-25.1	0	46.25	-	-	74	-27.75	0-360	100	H
5	9.831	23.47	PK	37.7	-21.9	0	39.27	-	-	-	-	0-360	100	H
2	* 4.924	37.37	PK	32.1	-29	0	40.47	-	-	74	-33.53	0-360	100	V
4	* 7.386	33.83	PK	37.2	-25.1	0	45.93	-	-	74	-28.07	0-360	100	V
6	9.835	23.72	PK	37.7	-21.8	0	39.62	-	-	-	-	0-360	100	V

* - indicates frequency in CFR15.205/IC7.2.2 Restricted Band

PK – Peak Detector

Radiated Emissions

Frequency (GHz)	Meter Reading (dBuV)	Det	3115D Factor	Path_3_3 GHP	DC Corr (dB)	Corrected Reading (dBuV/m)	Avg Limit (dBuV/m)	Margin (dB)	Peak Limit (dBuV/m)	Margin (dB)	Azimuth (Degs)	Height (cm)	Polarity
* 4.924	43.91	PK2	32.1	-29	0	47.01	-	-	74	-26.99	228	102	H
* 4.924	37.89	MAv1	32.1	-29	0	40.99	54	-13.01	-	-	228	102	H
* 7.385	41.05	PK2	37.2	-25.1	0	53.15	-	-	74	-20.85	130	110	H
* 7.385	34.4	MAv1	37.2	-25.1	0	46.5	54	-7.5	-	-	130	110	H
* 4.924	42.43	PK2	32.1	-29	0	45.53	-	-	74	-28.47	213	103	V
* 4.924	37.97	MAv1	32.1	-29	0	41.07	54	-12.93	-	-	213	103	V
* 7.385	41.79	PK2	37.2	-25.1	0	53.89	-	-	74	-20.11	164	129	V
* 7.385	36.06	MAv1	37.2	-25.1	0	48.16	54	-5.84	-	-	164	129	V

* - indicates frequency in CFR15.205/IC7.2.2 Restricted Band

PK2 - KDB558074 Method: Maximum Peak

MAv1 - KDB558074 Option 1 Maximum RMS Average

UL Korea, Ltd. Suwon Laboratory FORM ID: FCC_15C
218 Maeyeong-ro, Yeongtong-gu, Suwon-si, Gyeonggi-do, 443-823, Korea TEL: (031) 337-9902 FAX: (031) 213-5433
UL Korea, Ltd. Confidential
This report shall not be reproduced except in full, without the written approval of UL Korea, Ltd.

12 CHANNEL HORIZONTAL

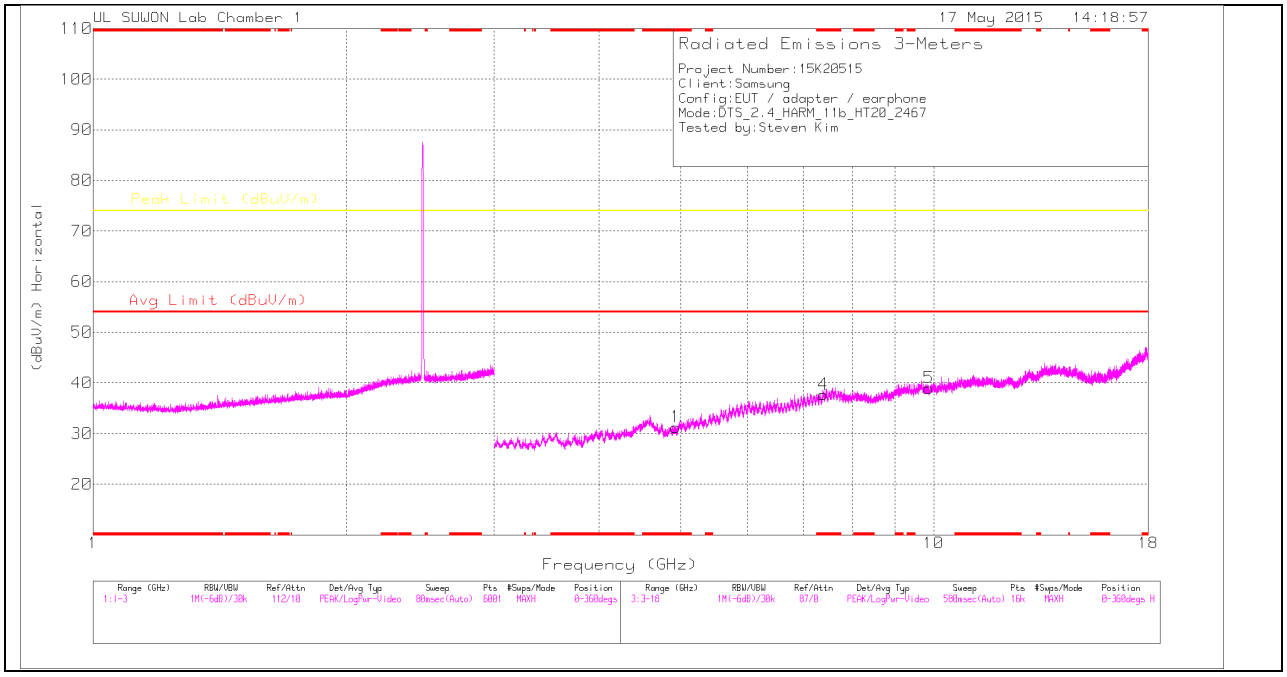

12 CHANNEL VERTICAL

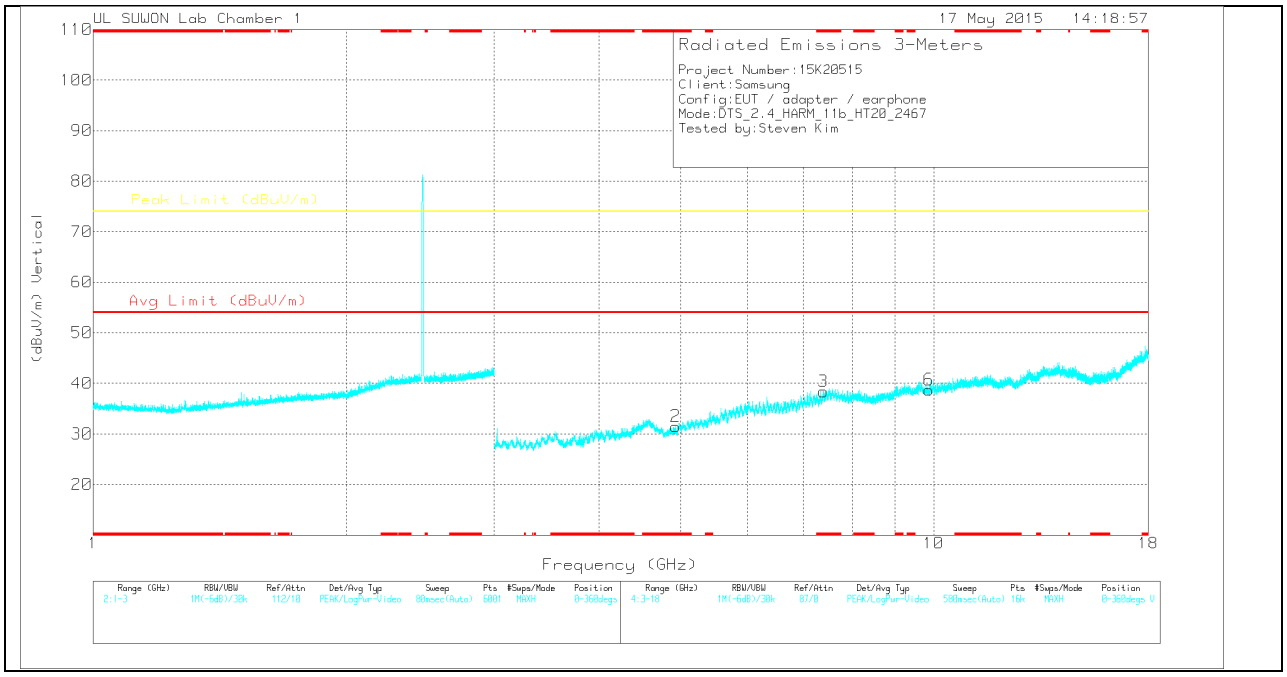

Note: Emission was scanned up to 26GHz; No emissions were detected above the noise floor which was at least 20dB below the specification limit.

UL Korea, Ltd. Confidential
This report shall not be reproduced except in full, without the written approval of UL Korea, Ltd.

12 CHANNEL DATA

TRACE MARKERS

Marker	Frequency (GHz)	Meter Reading (dBuV)	Det	3115D Factor	Path_3_3GHP	DC Corr (dB)	Corrected Reading (dBuV/m)	Avg Limit (dBuV/m)	Margin (dB)	Peak Limit (dBuV/m)	Margin (dB)	Azimuth (Degs)	Height (cm)	Polarity
1	* 4.934	28.17	PK	32.1	-29	0	31.27	-	-	74	-42.73	0-360	100	H
4	* 7.387	25.61	PK	37.2	-25.1	0	37.71	-	-	74	-36.29	0-360	100	H
5	9.868	22.39	PK	37.8	-21.2	0	38.99	-	-	-	-	0-360	200	H
2	* 4.935	28.38	PK	32.1	-29	0	31.48	-	-	74	-42.52	0-360	100	V
3	* 7.389	26.19	PK	37.3	-25.1	0	38.39	-	-	74	-35.61	0-360	100	V
6	9.87	22.1	PK	37.8	-21.2	0	38.7	-	-	-	-	0-360	100	V

UL Korea, Ltd. Suwon Laboratory FORM ID: FCC_15C
218 Maeyeong-ro, Yeongtong-gu, Suwon-si, Gyeonggi-do, 443-823, Korea TEL: (031) 337-9902 FAX: (031) 213-5433
UL Korea, Ltd. Confidential
This report shall not be reproduced except in full, without the written approval of UL Korea, Ltd.

13 CHANNEL HORIZONTAL

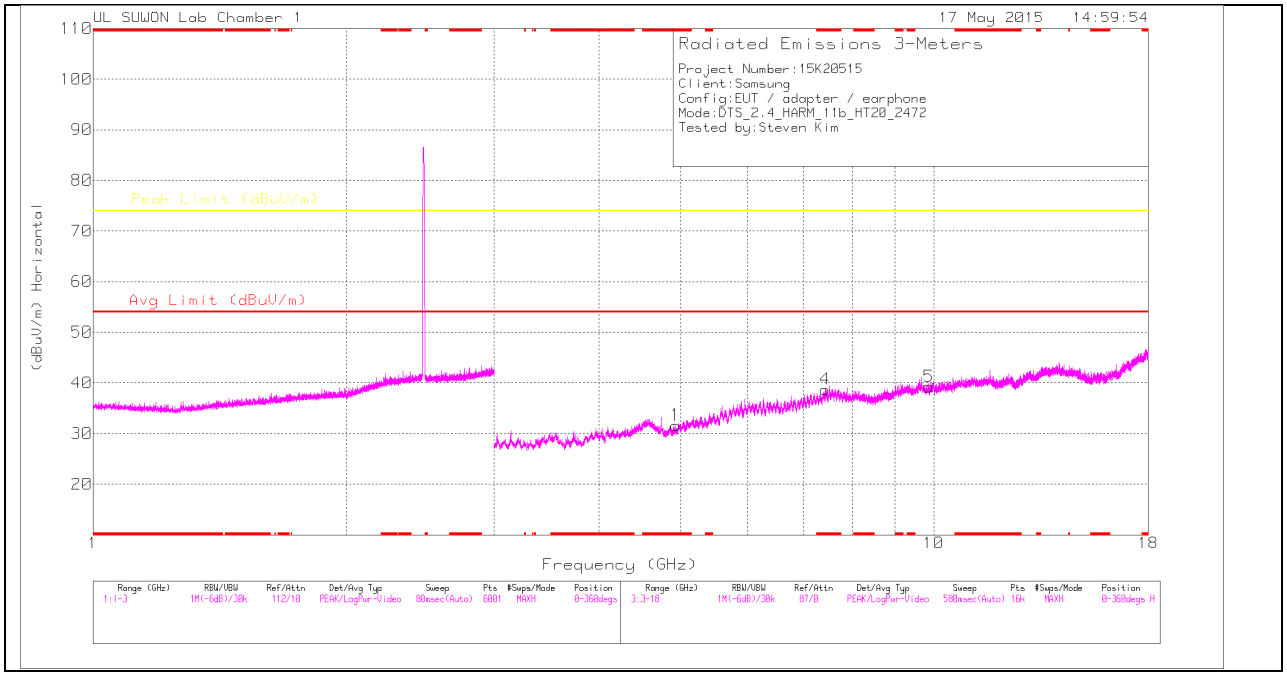

13 CHANNEL VERTICAL

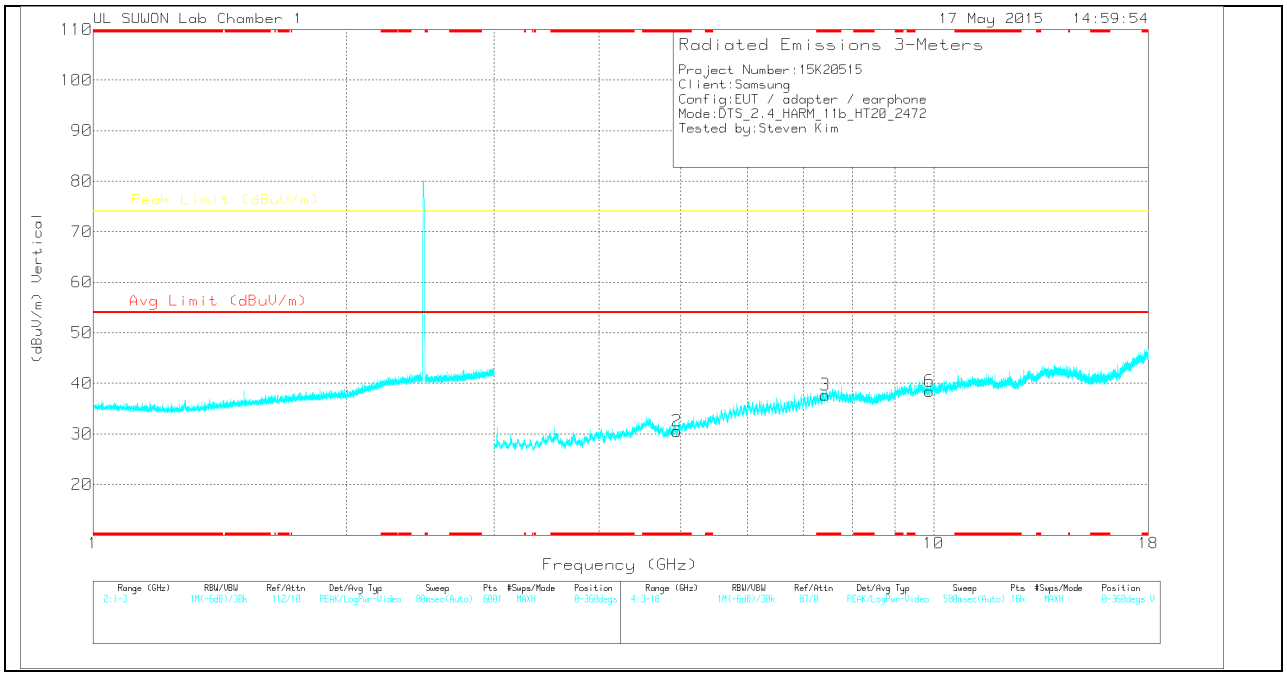

Note: Emission was scanned up to 26GHz; No emissions were detected above the noise floor which was at least 20dB below the specification limit.

UL Korea, Ltd. Suwon Laboratory FORM ID: FCC_15C
218 Maeyeong-ro, Yeongtong-gu, Suwon-si, Gyeonggi-do, 443-823, Korea TEL: (031) 337-9902 FAX: (031) 213-5433
UL Korea, Ltd. Confidential
This report shall not be reproduced except in full, without the written approval of UL Korea, Ltd.

13 CHANNEL DATA

TRACE MARKERS

Marker	Frequency (GHz)	Meter Reading (dBuV)	Det	3115D Factor	Path_3_3GHP	DC Corr (dB)	Corrected Reading (dBuV/m)	Avg Limit (dBuV/m)	Margin (dB)	Peak Limit (dBuV/m)	Margin (dB)	Azimuth (Degs)	Height (cm)	Polarity
1	* 4.93	28.51	PK	32.1	-29	0	31.61	-	-	74	-42.39	0-360	200	H
4	* 7.428	26.34	PK	37.3	-24.9	0	38.74	-	-	74	-35.26	0-360	100	H
5	9.876	22.56	PK	37.8	-21.1	0	39.26	-	-	-	-	0-360	100	H
2	* 4.95	27.45	PK	32.1	-29	0	30.55	-	-	74	-43.45	0-360	100	V
3	* 7.428	25.3	PK	37.3	-24.9	0	37.7	-	-	74	-36.3	0-360	200	V
6	9.881	21.67	PK	37.8	-21	0	38.47	-	-	-	-	0-360	200	V

* - indicates frequency in CFR15.205/IC7.2.2 Restricted Band

PK – Peak Detector

UL Korea, Ltd. Suwon Laboratory FORM ID: FCC_15C
218 Maeyeong-ro, Yeongtong-gu, Suwon-si, Gyeonggi-do, 443-823, Korea TEL: (031) 337-9902 FAX: (031) 213-5433
UL Korea, Ltd. Confidential
This report shall not be reproduced except in full, without the written approval of UL Korea, Ltd.

11.2.2. TX ABOVE 1 GHz 802.11g MODE IN THE 2.4 GHz BAND

RESTRICTED BANDEDGE (LOW CHANNEL)

HORIZONTAL PEAK AND AVERAGE PLOT

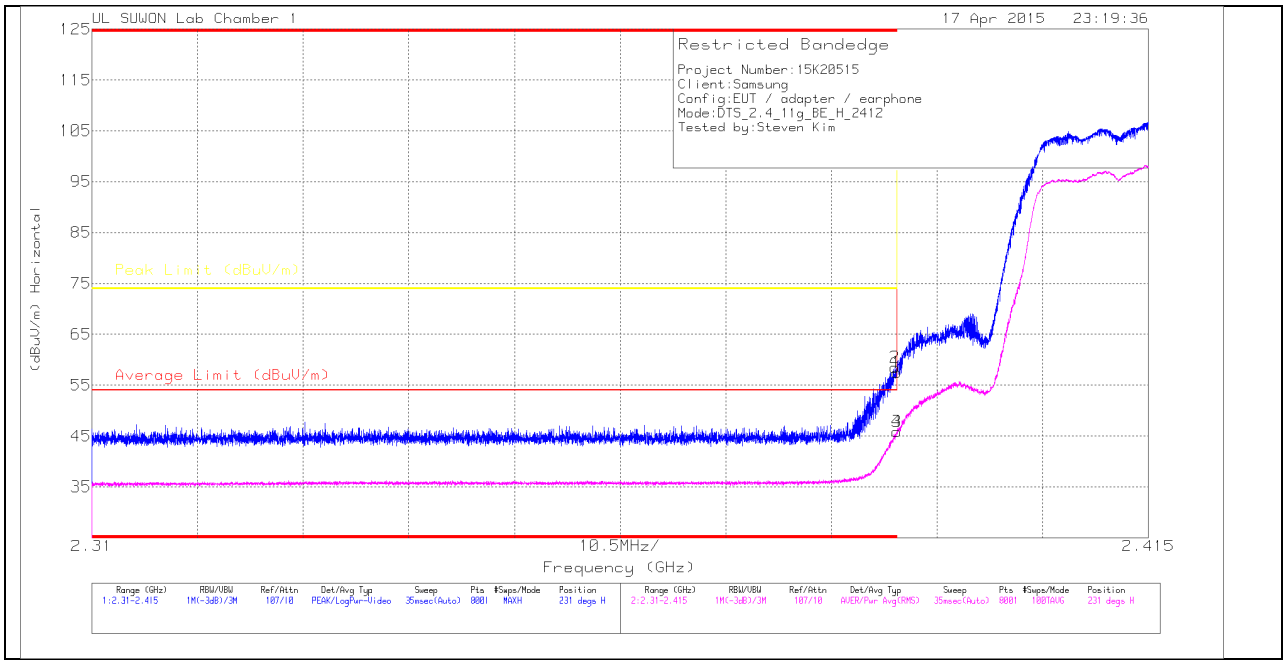

HORIZONTAL DATA

Marker	Frequency (GHz)	Meter Reading (dBuV)	Det	3115D Factor	Path_2_10dB	DC Corr (dB)	Corrected Reading (dBuV/m)	Average Limit (dBuV/m)	Margin (dB)	Peak Limit (dBuV/m)	PK Margin (dB)	Azimuth (Degs)	Height (cm)	Polarity
1	* 2.39	52.41	Pk	27.9	-22.8	0	57.51	-	-	74	-16.49	231	173	H
2	* 2.39	53.36	Pk	27.9	-22.8	0	58.46	-	-	74	-15.54	231	173	H
3	* 2.39	40.49	RMS	27.9	-22.8	.3	45.89	54	-8.11	-	-	231	173	H
4	* 2.39	40.48	RMS	27.9	-22.8	.3	45.88	54	-8.12	-	-	231	173	H

* - indicates frequency in CFR15.205/IC7.2.2 Restricted Band

Pk - Peak detector

RMS - RMS detection

UL Korea, Ltd. Suwon Laboratory FORM ID: FCC_15C
218 Maeyeong-ro, Yeongtong-gu, Suwon-si, Gyeonggi-do, 443-823, Korea TEL: (031) 337-9902 FAX: (031) 213-5433
UL Korea, Ltd. Confidential
This report shall not be reproduced except in full, without the written approval of UL Korea, Ltd.

VERTICAL PEAK AND AVERAGE PLOT

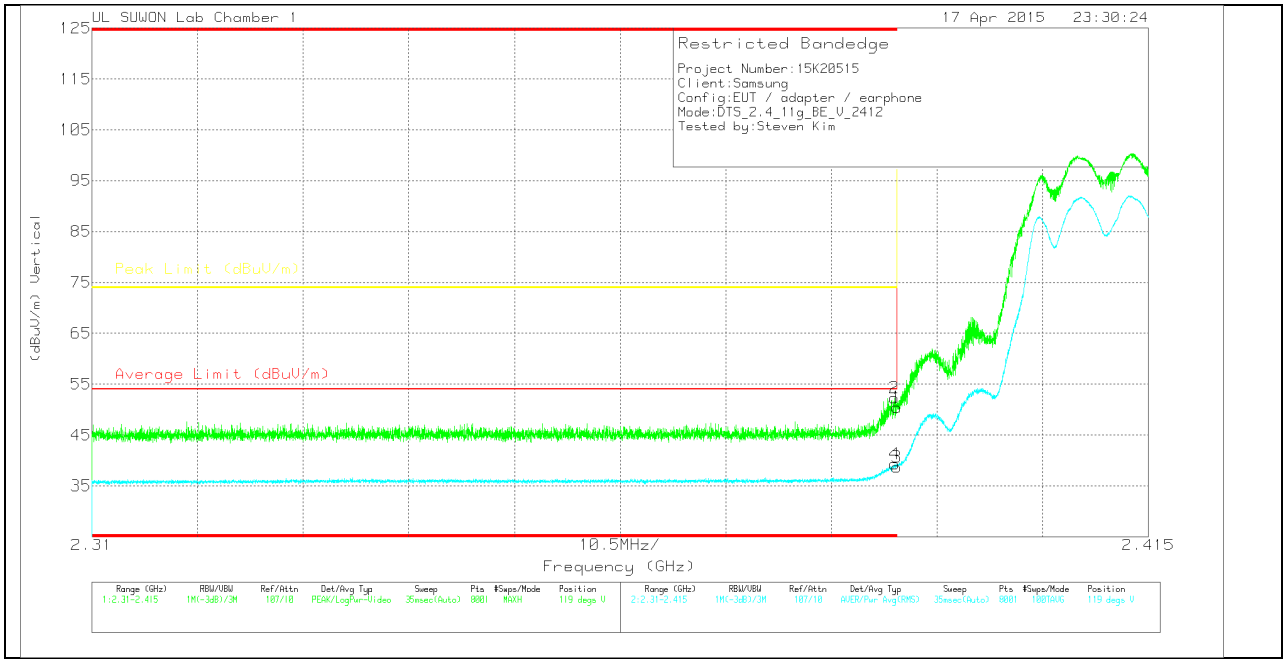

VERTICAL DATA

Marker	Frequency (GHz)	Meter Reading (dBuV)	Det	3115D Factor	Path_2_10dB	DC Corr (dB)	Corrected Reading (dBuV/m)	Average Limit (dBuV/m)	Margin (dB)	Peak Limit (dBuV/m)	PK Margin (dB)	Azimuth (Degs)	Height (cm)	Polarity
1	* 2.39	45.4	Pk	27.9	-22.8	0	50.5	-	-	74	-23.5	119	219	V
2	* 2.39	47.19	Pk	27.9	-22.8	0	52.29	-	-	74	-21.71	119	219	V
3	* 2.39	33.27	RMS	27.9	-22.8	.3	38.67	54	-15.33	-	-	119	219	V
4	* 2.39	33.92	RMS	27.9	-22.8	.3	39.32	54	-14.68	-	-	119	219	V

* - indicates frequency in CFR15.205/IC7.2.2 Restricted Band

Pk - Peak detector

RMS - RMS detection

UL Korea, Ltd. Suwon Laboratory FORM ID: FCC_15C
218 Maeyeong-ro, Yeongtong-gu, Suwon-si, Gyeonggi-do, 443-823, Korea TEL: (031) 337-9902 FAX: (031) 213-5433
UL Korea, Ltd. Confidential
This report shall not be reproduced except in full, without the written approval of UL Korea, Ltd.

AUTHORIZED BANDEDGE (HIGH CHANNEL)

HORIZONTAL PEAK AND AVERAGE PLOT

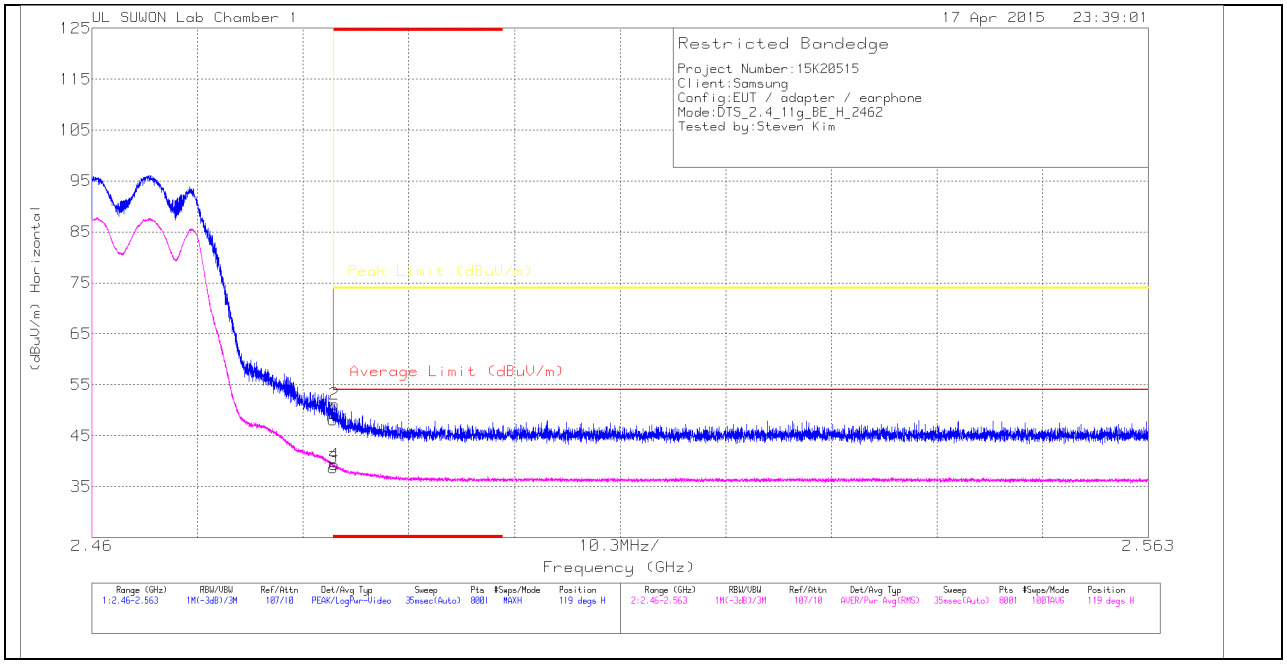

HORIZONTAL DATA

Marker	Frequency (GHz)	Meter Reading (dBuV)	Det	3115D Factor	Path_2_10dB	DC Corr (dB)	Corrected Reading (dBuV/m)	Average Limit (dBuV/m)	Margin (dB)	Peak Limit (dBuV/m)	PK Margin (dB)	Azimuth (Degs)	Height (cm)	Polarity
1	* 2.484	42.77	Pk	27.9	-22.6	0	48.07	-	-	74	-25.93	119	219	H
2	* 2.484	45.93	Pk	27.9	-22.6	0	51.23	-	-	74	-22.77	119	219	H
3	* 2.484	33.1	RMS	27.9	-22.6	.3	38.7	54	-15.3	-	-	119	219	H
4	* 2.484	33.72	RMS	27.9	-22.6	.3	39.32	54	-14.68	-	-	119	219	H

* - indicates frequency in CFR15.205/IC7.2.2 Restricted Band

Pk - Peak detector

RMS - RMS detection

UL Korea, Ltd. Suwon Laboratory FORM ID: FCC_15C
218 Maeyeong-ro, Yeongtong-gu, Suwon-si, Gyeonggi-do, 443-823, Korea TEL: (031) 337-9902 FAX: (031) 213-5433
UL Korea, Ltd. Confidential
This report shall not be reproduced except in full, without the written approval of UL Korea, Ltd.

VERTICAL PEAK AND AVERAGE PLOT

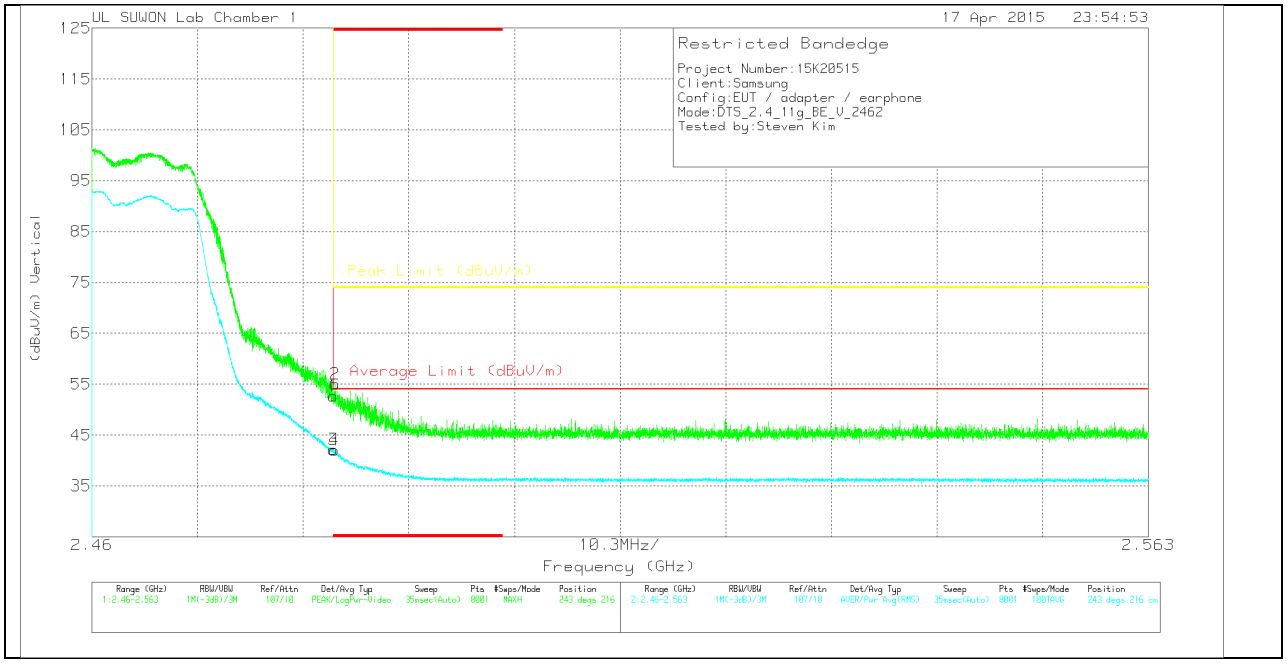

VERTICAL DATA

Marker	Frequency (GHz)	Meter Reading (dBuV)	Det	3115D Factor	Path_2_10dB	DC Corr (dB)	Corrected Reading (dBuV/m)	Average Limit (dBuV/m)	Margin (dB)	Peak Limit (dBuV/m)	PK Margin (dB)	Azimuth (Degs)	Height (cm)	Polarity
1	* 2.484	47.4	Pk	27.9	-22.6	0	52.7	-	-	74	-21.3	243	216	V
2	* 2.484	49.69	Pk	27.9	-22.6	0	54.99	-	-	74	-19.01	243	216	V
3	* 2.484	36.58	RMS	27.9	-22.6	.3	42.18	54	-11.82	-	-	243	216	V
4	* 2.484	36.5	RMS	27.9	-22.6	.3	42.1	54	-11.9	-	-	243	216	V

* - indicates frequency in CFR15.205/IC7.2.2 Restricted Band

Pk - Peak detector

RMS - RMS detection

UL Korea, Ltd. Confidential
This report shall not be reproduced except in full, without the written approval of UL Korea, Ltd.

AUTHORIZED BANDEDGE (12 CHANNEL)

HORIZONTAL PEAK AND AVERAGE PLOT

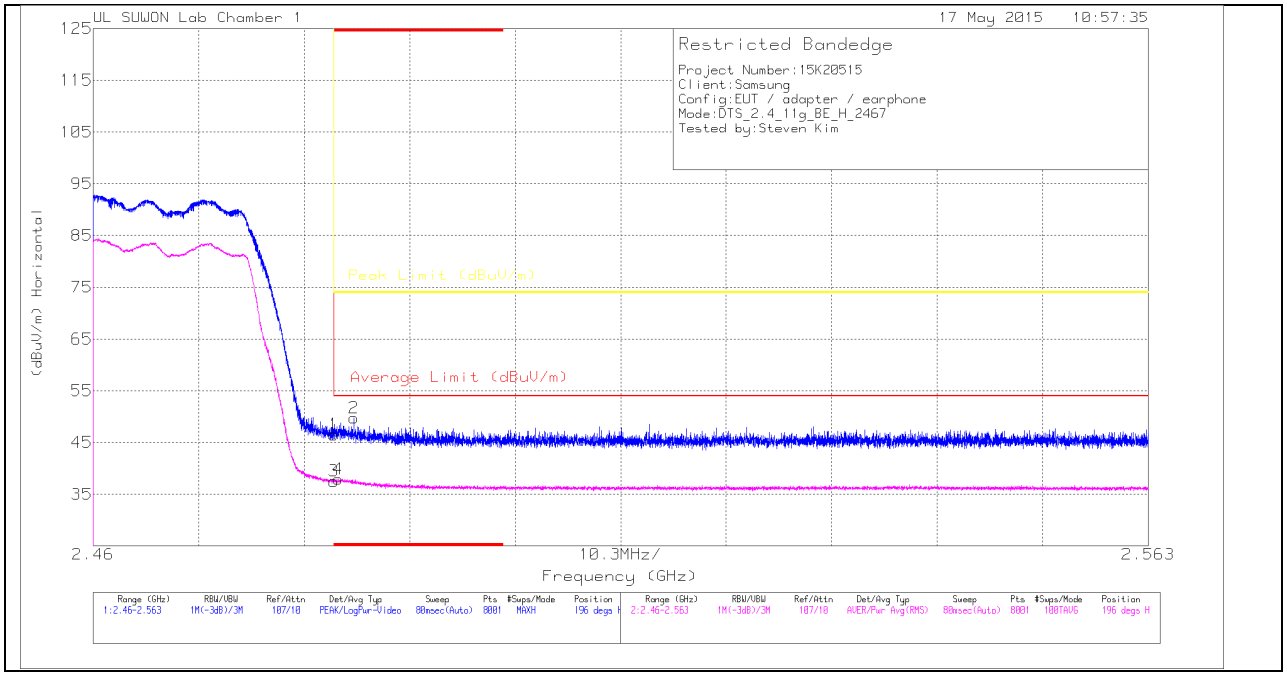

HORIZONTAL DATA

Marker	Frequency (GHz)	Meter Reading (dBuV)	Det	3115D Factor	Path_2_10dB	DC Corr (dB)	Corrected Reading (dBuV/m)	Average Limit (dBuV/m)	Margin (dB)	Peak Limit (dBuV/m)	PK Margin (dB)	Azimuth (Degs)	Height (cm)	Polarity
1	* 2.484	41.25	Pk	27.9	-22.6	0	46.55	-	-	74	-27.45	196	202	H
2	* 2.485	44.46	Pk	27.9	-22.6	0	49.76	-	-	74	-24.24	196	202	H
3	* 2.484	31.93	RMS	27.9	-22.6	.3	37.53	54	-16.47	-	-	196	202	H
4	* 2.484	32.35	RMS	27.9	-22.6	.3	37.95	54	-16.05	-	-	196	202	H

* - indicates frequency in CFR15.205/IC7.2.2 Restricted Band

Pk - Peak detector

RMS - RMS detection

UL Korea, Ltd. Confidential
This report shall not be reproduced except in full, without the written approval of UL Korea, Ltd.

VERTICAL PEAK AND AVERAGE PLOT

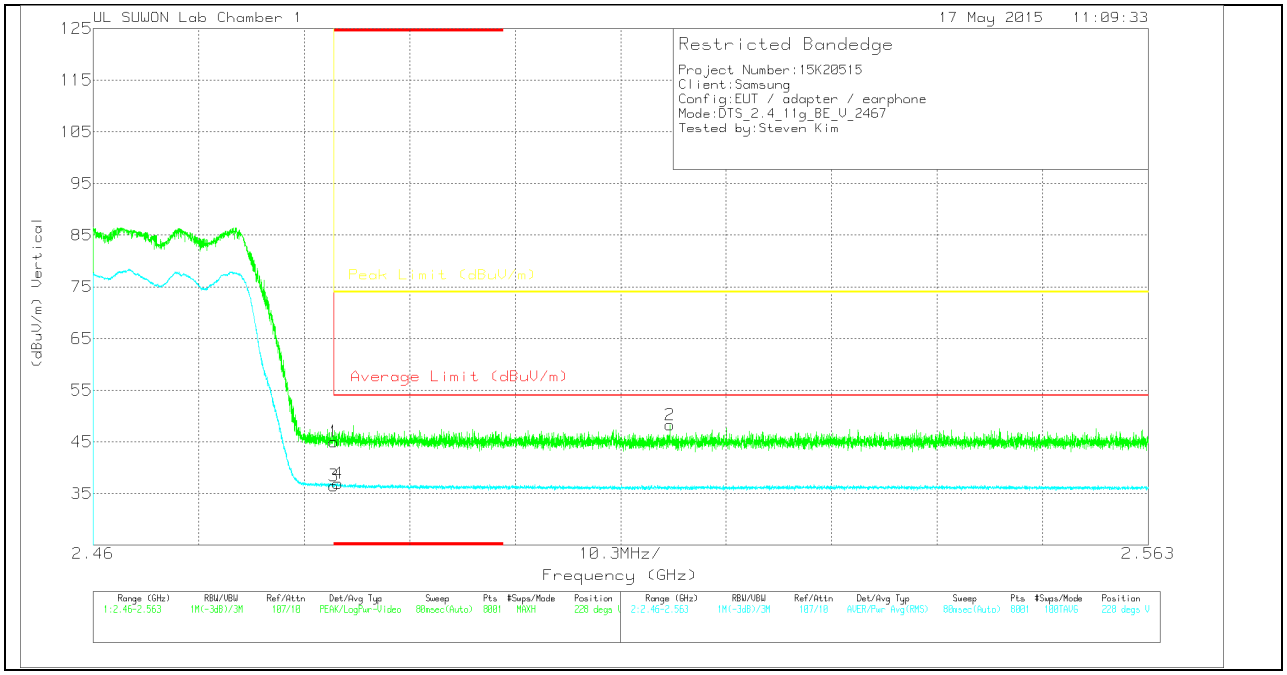

VERTICAL DATA

Marker	Frequency (GHz)	Meter Reading (dBuV)	Det	3115D Factor	Path_2_10dB	DC Corr (dB)	Corrected Reading (dBuV/m)	Average Limit (dBuV/m)	Margin (dB)	Peak Limit (dBuV/m)	PK Margin (dB)	Azimuth (Degs)	Height (cm)	Polarity
1	* 2.484	39.72	Pk	27.9	-22.6	0	45.02	-	-	74	-28.98	228	354	V
2	2.516	42.96	Pk	27.9	-22.6	0	48.26	-	-	74	-25.74	228	354	V
3	* 2.484	30.92	RMS	27.9	-22.6	.3	36.52	54	-17.48	-	-	228	354	V
4	* 2.484	31.36	RMS	27.9	-22.6	.3	36.96	54	-17.04	-	-	228	354	V

* - indicates frequency in CFR15.205/IC7.2.2 Restricted Band

Pk - Peak detector

RMS - RMS detection

UL Korea, Ltd. Suwon Laboratory FORM ID: FCC_15C
218 Maeyeong-ro, Yeongtong-gu, Suwon-si, Gyeonggi-do, 443-823, Korea TEL: (031) 337-9902 FAX: (031) 213-5433
UL Korea, Ltd. Confidential
This report shall not be reproduced except in full, without the written approval of UL Korea, Ltd.

AUTHORIZED BANDEDGE (13 CHANNEL)

HORIZONTAL PEAK AND AVERAGE PLOT

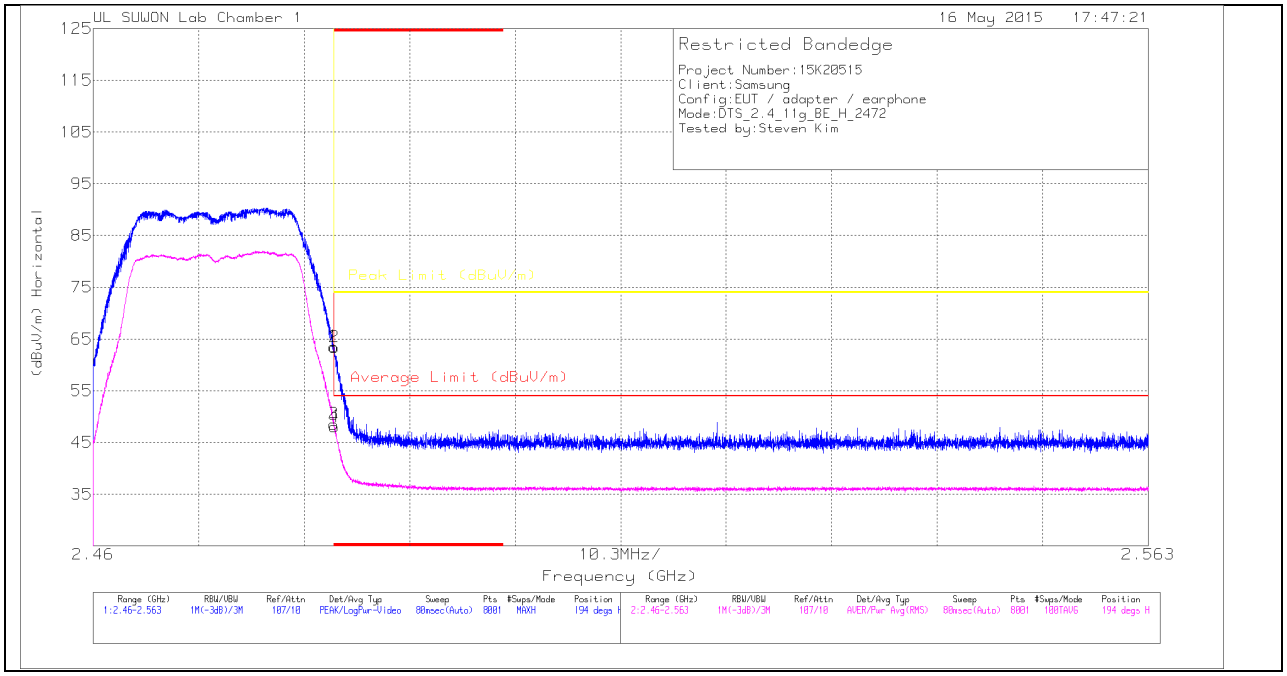

HORIZONTAL DATA

Marker	Frequency (GHz)	Meter Reading (dBuV)	Det	3115D Factor	Path_2_10dB	DC Corr (dB)	Corrected Reading (dBuV/m)	Average Limit (dBuV/m)	Margin (dB)	Peak Limit (dBuV/m)	PK Margin (dB)	Azimuth (Degs)	Height (cm)	Polarity
1	* 2.484	58.22	Pk	27.9	-22.6	0	63.52	-	-	74	-10.48	194	112	H
2	* 2.484	58.14	Pk	27.9	-22.6	0	63.44	-	-	74	-10.56	194	112	H
3	* 2.484	42.98	RMS	27.9	-22.6	.3	48.58	54	-5.42	-	-	194	112	H
4	* 2.484	42.5	RMS	27.9	-22.6	.3	48.1	54	-5.9	-	-	194	112	H

* - indicates frequency in CFR15.205/IC7.2.2 Restricted Band

Pk - Peak detector

RMS - RMS detection

UL Korea, Ltd. Confidential
This report shall not be reproduced except in full, without the written approval of UL Korea, Ltd.

VERTICAL PEAK AND AVERAGE PLOT

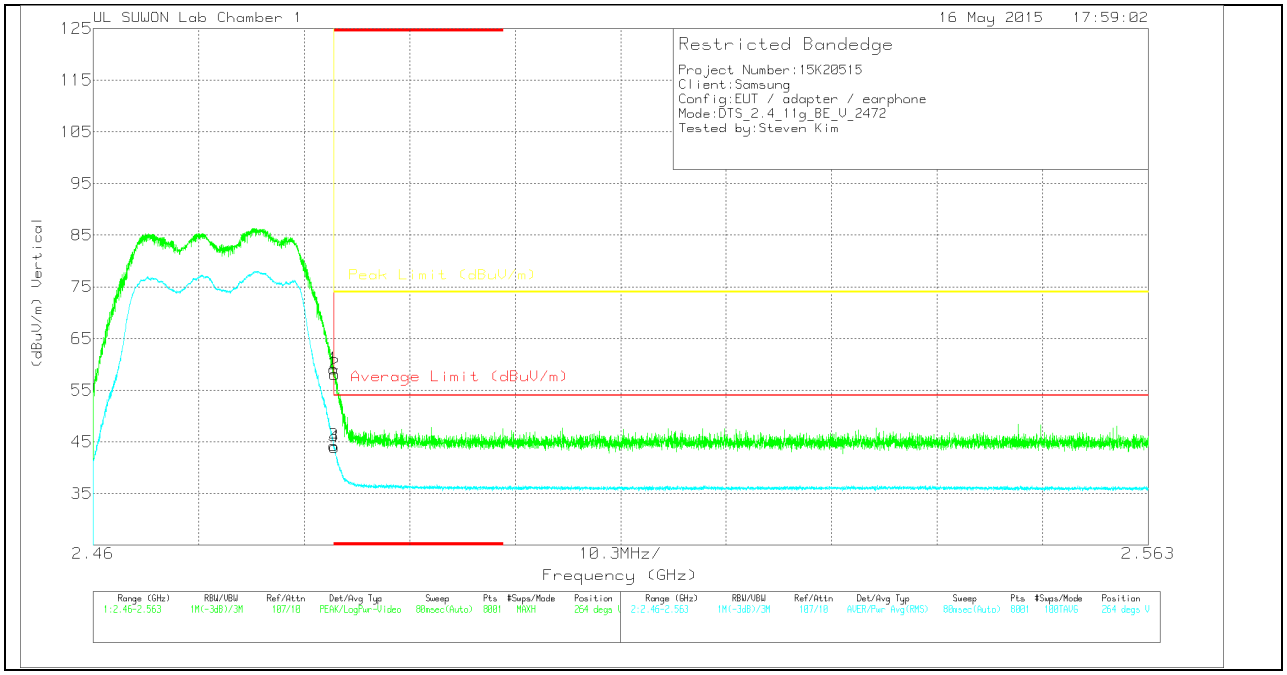

VERTICAL DATA

Marker	Frequency (GHz)	Meter Reading (dBuV)	Det	3115D Factor	Path_2_10dB	DC Corr (dB)	Corrected Reading (dBuV/m)	Average Limit (dBuV/m)	Margin (dB)	Peak Limit (dBuV/m)	PK Margin (dB)	Azimuth (Degs)	Height (cm)	Polarity
1	* 2.484	53.87	Pk	27.9	-22.6	0	59.17	-	-	74	-14.83	264	110	V
2	* 2.484	52.8	Pk	27.9	-22.6	0	58.1	-	-	74	-15.9	264	110	V
3	* 2.484	38.7	RMS	27.9	-22.6	.3	44.3	54	-9.7	-	-	264	110	V
4	* 2.484	38.38	RMS	27.9	-22.6	.3	43.98	54	-10.02	-	-	264	110	V

* - indicates frequency in CFR15.205/IC7.2.2 Restricted Band

Pk - Peak detector

RMS - RMS detection

UL Korea, Ltd. Suwon Laboratory FORM ID: FCC_15C
218 Maeyeong-ro, Yeongtong-gu, Suwon-si, Gyeonggi-do, 443-823, Korea TEL: (031) 337-9902 FAX: (031) 213-5433
UL Korea, Ltd. Confidential
This report shall not be reproduced except in full, without the written approval of UL Korea, Ltd.

HARMONICS AND SPURIOUS EMISSIONS

LOW CHANNEL HORIZONTAL

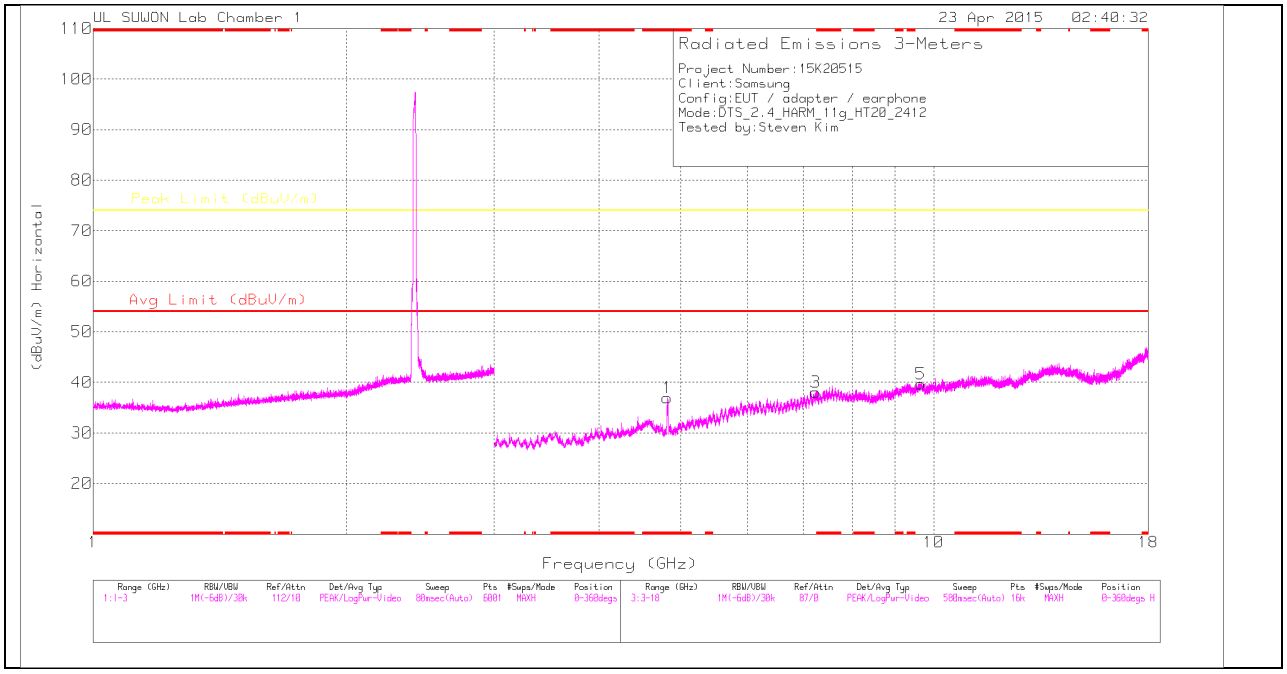

LOW CHANNEL VERTICAL

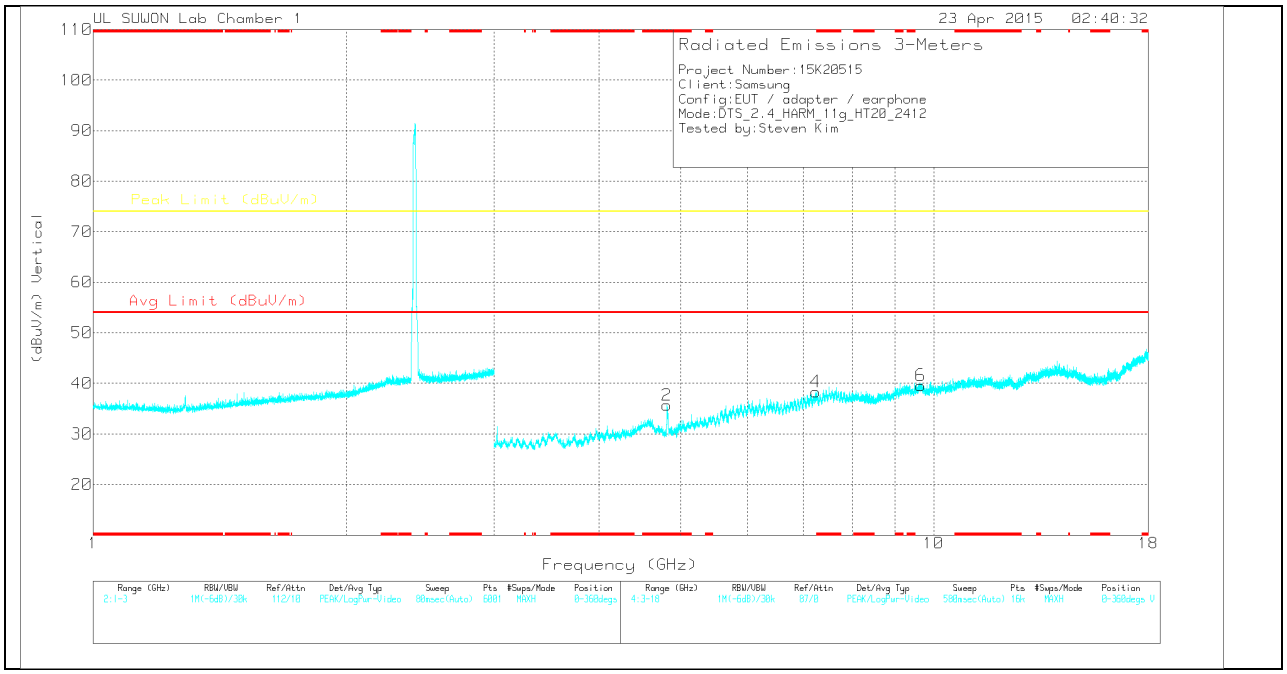

Note: Emission was scanned up to 26GHz; No emissions were detected above the noise floor which was at least 20dB below the specification limit.

UL Korea, Ltd. Confidential
This report shall not be reproduced except in full, without the written approval of UL Korea, Ltd.

LOW CHANNEL DATA

TRACE MARKERS

Marker	Frequency (GHz)	Meter Reading (dBuV)	Det	3115D Factor	Path_3_3GHP	DC Corr (dB)	Corrected Reading (dBuV/m)	Avg Limit (dBuV/m)	Margin (dB)	Peak Limit (dBuV/m)	Margin (dB)	Azimuth (Degs)	Height (cm)	Polarity
1	* 4.82	34.62	PK	31.9	-29.6	0	36.92	-	-	74	-37.08	0-360	100	H
3	7.235	26.53	PK	37	-25.5	0	38.03	-	-	-	-	0-360	100	H
5	9.651	22.85	PK	37.6	-20.8	0	39.65	-	-	-	-	0-360	100	H
2	* 4.818	33.37	PK	31.9	-29.6	0	35.67	-	-	74	-38.33	0-360	100	V
4	7.236	26.83	PK	37	-25.5	0	38.33	-	-	-	-	0-360	200	V
6	9.646	22.77	PK	37.6	-20.8	0	39.57	-	-	-	-	0-360	100	V

* - indicates frequency in CFR15.205/IC7.2.2 Restricted Band

PK – Peak Detector

Radiated Emissions

Frequency (GHz)	Meter Reading (dBuV)	Det	3115D Factor	Path_3_3 GHP	DC Corr (dB)	Corrected Reading (dBuV/m)	Avg Limit (dBuV/m)	Margin (dB)	Peak Limit (dBuV/m)	Margin (dB)	Azimuth (Degs)	Height (cm)	Polarity
* 4.825	45.57	PK2	31.9	-29.6	0	47.87	-	-	74	-26.13	181	126	H
* 4.824	35.95	MAv1	31.9	-29.6	.3	38.55	54	-15.45	-	-	181	126	H
* 4.823	45.62	PK2	31.9	-29.6	0	47.92	-	-	74	-26.08	214	108	V
* 4.824	33.37	MAv1	31.9	-29.6	.3	35.97	54	-18.03	-	-	214	108	V

* - indicates frequency in CFR15.205/IC7.2.2 Restricted Band

PK2 - KDB558074 Method: Maximum Peak

MAv1 - KDB558074 Option 1 Maximum RMS Average

UL Korea, Ltd. Suwon Laboratory FORM ID: FCC_15C
218 Maeyeong-ro, Yeongtong-gu, Suwon-si, Gyeonggi-do, 443-823, Korea TEL: (031) 337-9902 FAX: (031) 213-5433
UL Korea, Ltd. Confidential
This report shall not be reproduced except in full, without the written approval of UL Korea, Ltd.

MID CHANNEL HORIZONTAL

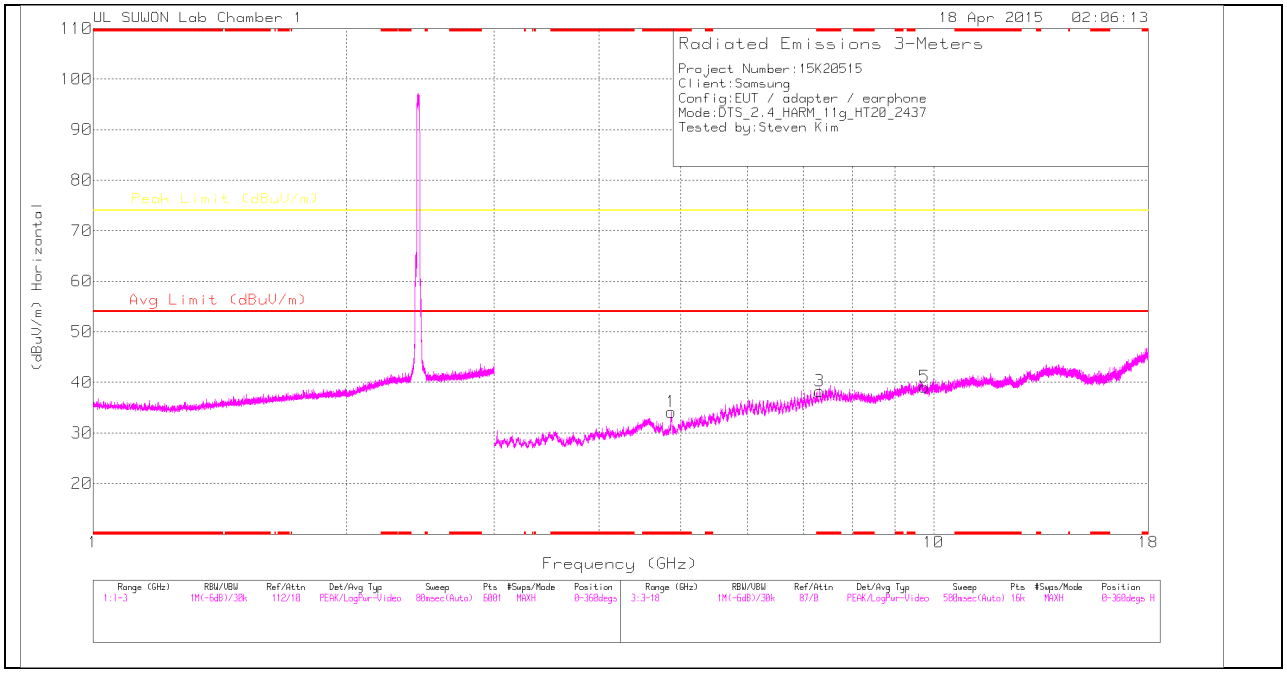

MID CHANNEL VERTICAL

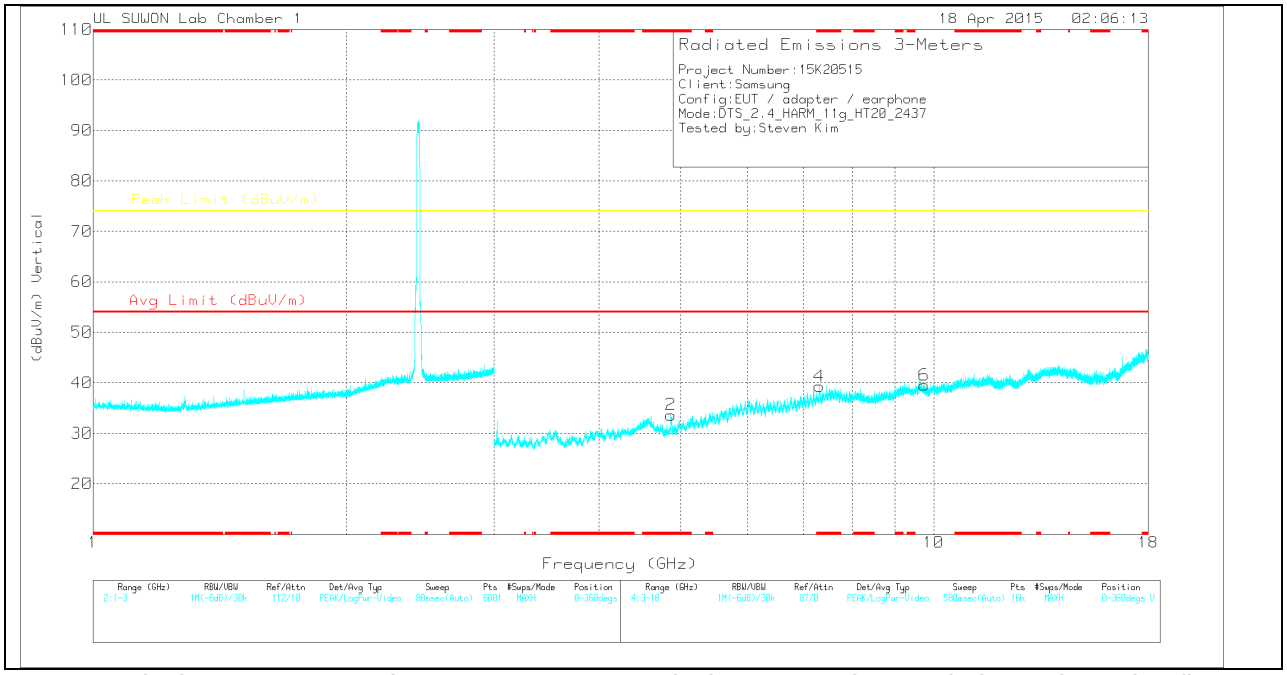

Note: Emission was scanned up to 26GHz; No emissions were detected above the noise floor which was at least 20dB below the specification limit.

UL Korea, Ltd. Suwon Laboratory FORM ID: FCC_15C
218 Maeyeong-ro, Yeongtong-gu, Suwon-si, Gyeonggi-do, 443-823, Korea TEL: (031) 337-9902 FAX: (031) 213-5433
UL Korea, Ltd. Confidential
This report shall not be reproduced except in full, without the written approval of UL Korea, Ltd.

MID CHANNEL DATA

TRACE MARKERS

Marker	Frequency (GHz)	Meter Reading (dBuV)	Det	3115D Factor	Path_3_3GHP	DC Corr (dB)	Corrected Reading (dBuV/m)	Avg Limit (dBuV/m)	Margin (dB)	Peak Limit (dBuV/m)	Margin (dB)	Azimuth (Degs)	Height (cm)	Polarity
1	* 4.875	31.36	PK	32	-29.2	0	34.16	-	-	74	-39.84	0-360	100	H
3	* 7.311	26.85	PK	37.1	-25.7	0	38.25	-	-	74	-35.75	0-360	100	H
5	9.748	23.39	PK	37.6	-21.9	0	39.09	-	-	-	-	0-360	100	H
2	* 4.868	30.83	PK	32	-29.2	0	33.63	-	-	74	-40.37	0-360	200	V
4	* 7.31	27.88	PK	37.1	-25.7	0	39.28	-	-	74	-34.72	0-360	100	V
6	9.745	23.85	PK	37.6	-21.9	0	39.55	-	-	-	-	0-360	200	V

* - indicates frequency in CFR15.205/IC7.2.2 Restricted Band

PK – Peak Detector

UL Korea, Ltd. Suwon Laboratory FORM ID: FCC_15C
218 Maeyeong-ro, Yeongtong-gu, Suwon-si, Gyeonggi-do, 443-823, Korea TEL: (031) 337-9902 FAX: (031) 213-5433
UL Korea, Ltd. Confidential
This report shall not be reproduced except in full, without the written approval of UL Korea, Ltd.

HIGH CHANNEL HORIZONTAL

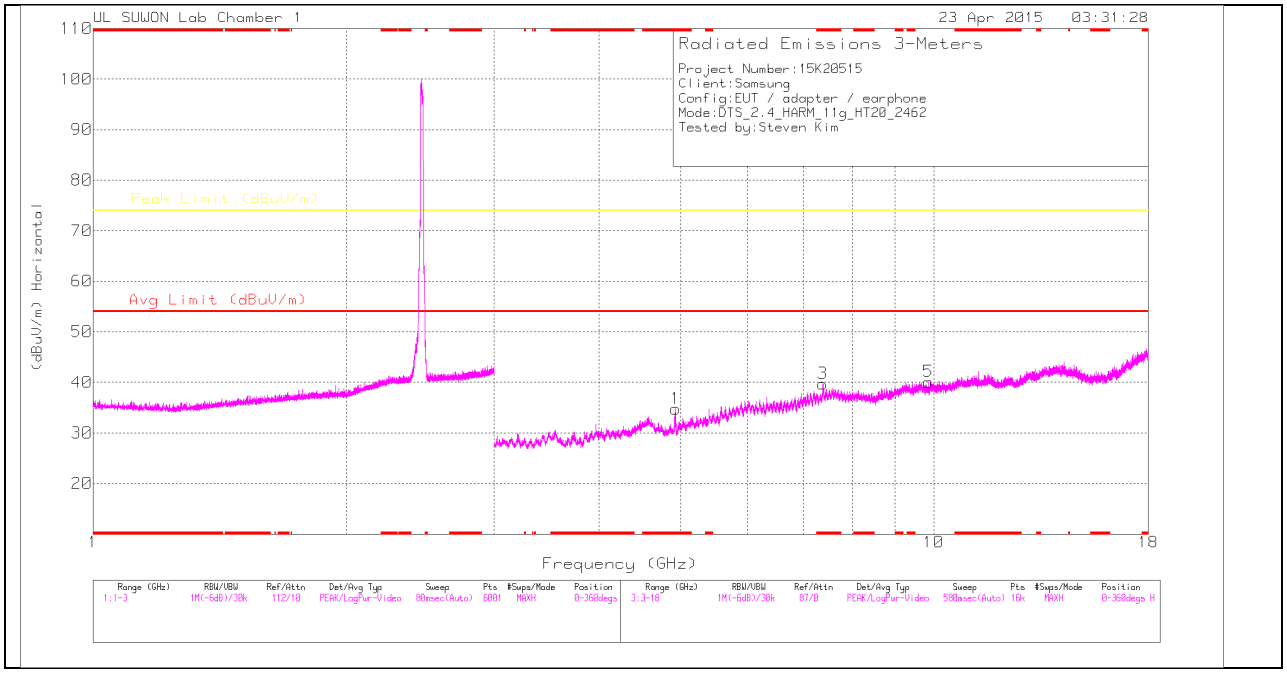

HIGH CHANNEL VERTICAL

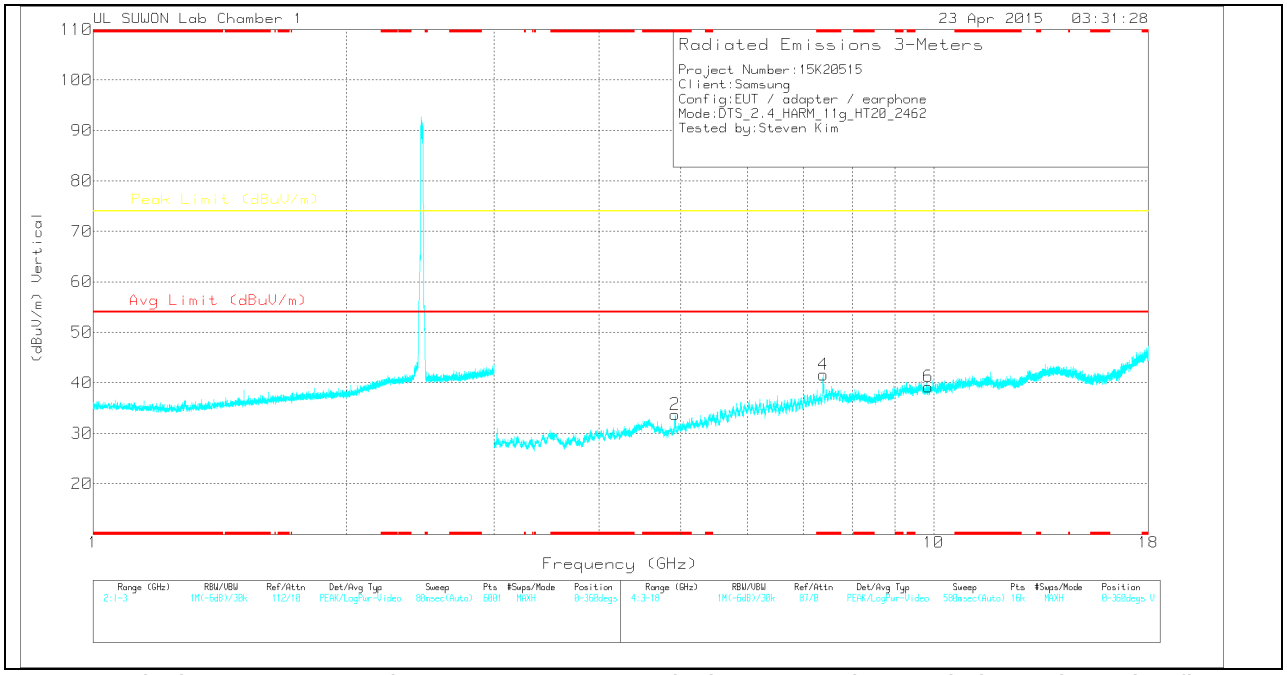

Note: Emission was scanned up to 26GHz; No emissions were detected above the noise floor which was at least 20dB below the specification limit.

UL Korea, Ltd. Confidential
This report shall not be reproduced except in full, without the written approval of UL Korea, Ltd.

HIGH CHANNEL DATA

TRACE MARKERS

Marker	Frequency (GHz)	Meter Reading (dBuV)	Det	3115D Factor	Path_3_3GHP	DC Corr (dB)	Corrected Reading (dBuV/m)	Avg Limit (dBuV/m)	Margin (dB)	Peak Limit (dBuV/m)	Margin (dB)	Azimuth (Degs)	Height (cm)	Polarity
1	* 4.929	31.67	PK	32.1	-29	0	34.77	-	-	74	-39.23	0-360	100	H
3	* 7.383	27.63	PK	37.2	-25.1	0	39.73	-	-	74	-34.27	0-360	100	H
5	9.848	23.91	PK	37.8	-21.6	0	40.11	-	-	-	-	0-360	100	H
2	* 4.926	30.62	PK	32.1	-29	0	33.72	-	-	74	-40.28	0-360	100	V
4	* 7.387	29.51	PK	37.2	-25.1	0	41.61	-	-	74	-32.39	0-360	100	V
6	9.852	23.04	PK	37.8	-21.6	0	39.24	-	-	-	-	0-360	100	V

* - indicates frequency in CFR15.205/IC7.2.2 Restricted Band

PK – Peak Detector

Radiated Emissions

Frequency (GHz)	Meter Reading (dBuV)	Det	3115D Factor	Path_3_3 GHP	DC Corr (dB)	Corrected Reading (dBuV/m)	Avg Limit (dBuV/m)	Margin (dB)	Peak Limit (dBuV/m)	Margin (dB)	Azimuth (Degs)	Height (cm)	Polarity
* 4.925	40.89	PK2	32.1	-29	0	43.99	-	-	74	-30.01	226	105	H
* 4.925	30.36	MAv1	32.1	-29	.3	33.76	54	-20.24	-	-	226	105	H
* 7.38	37.15	PK2	37.2	-25.2	0	49.15	-	-	74	-24.85	133	112	H
* 7.383	26.95	MAv1	37.2	-25.1	.3	39.35	54	-14.65	-	-	133	112	H
* 4.925	39.77	PK2	32.1	-29	0	42.87	-	-	74	-31.13	209	133	V
* 4.924	30.11	MAv1	32.1	-29	.3	33.51	54	-20.49	-	-	209	133	V
* 7.388	40.19	PK2	37.3	-25.1	0	52.39	-	-	74	-21.61	171	119	V
* 7.382	28.88	MAv1	37.2	-25.1	.3	41.28	54	-12.72	-	-	171	119	V

* - indicates frequency in CFR15.205/IC7.2.2 Restricted Band

PK2 - KDB558074 Method: Maximum Peak

MAv1 - KDB558074 Option 1 Maximum RMS Average

UL Korea, Ltd. Suwon Laboratory FORM ID: FCC_15C
218 Maeyeong-ro, Yeongtong-gu, Suwon-si, Gyeonggi-do, 443-823, Korea TEL: (031) 337-9902 FAX: (031) 213-5433
UL Korea, Ltd. Confidential
This report shall not be reproduced except in full, without the written approval of UL Korea, Ltd.

12 CHANNEL HORIZONTAL

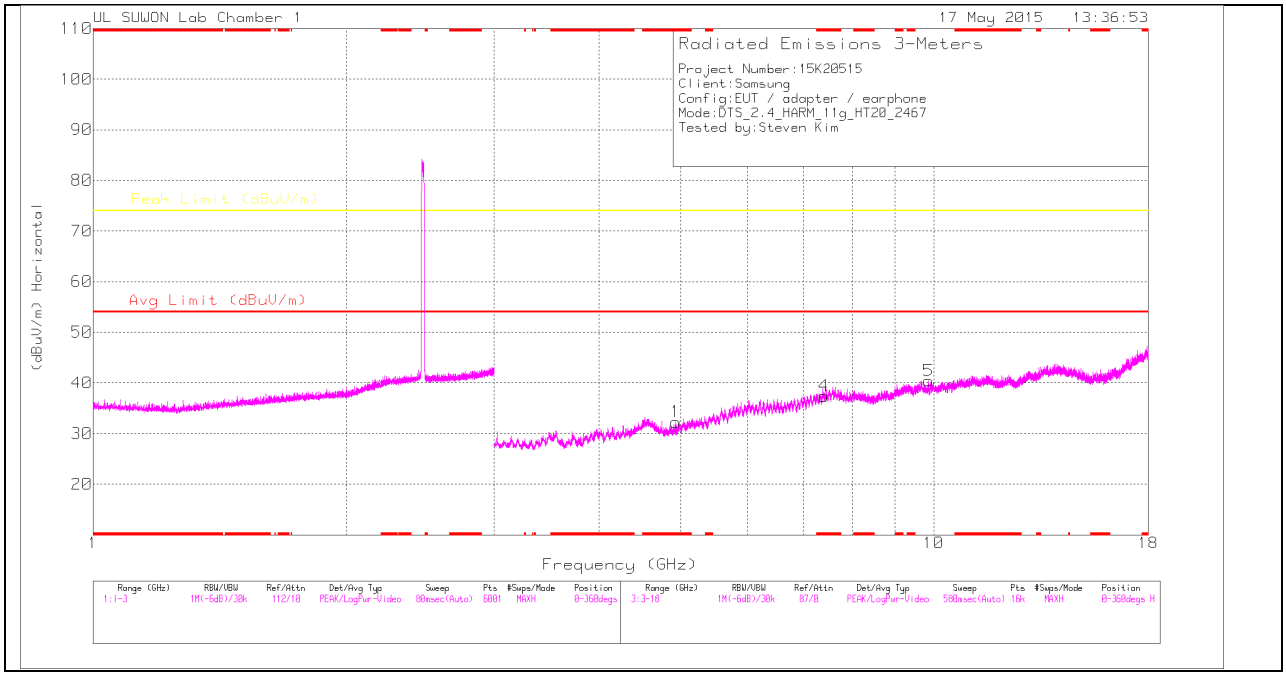

12 CHANNEL VERTICAL

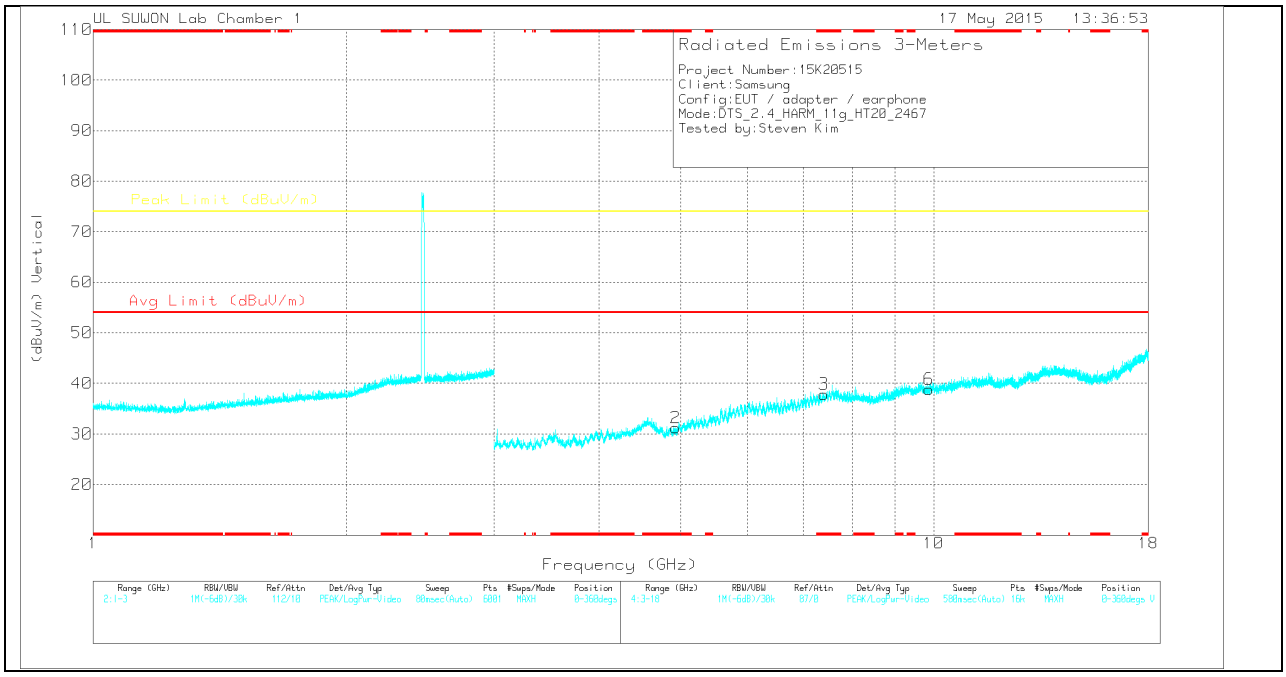

Note: Emission was scanned up to 26GHz; No emissions were detected above the noise floor which was at least 20dB below the specification limit.

UL Korea, Ltd. Confidential
This report shall not be reproduced except in full, without the written approval of UL Korea, Ltd.

12 CHANNEL DATA

TRACE MARKERS

Marker	Frequency (GHz)	Meter Reading (dBuV)	Det	3115D Factor	Path_3_3GHP	DC Corr (dB)	Corrected Reading (dBuV/m)	Avg Limit (dBuV/m)	Margin (dB)	Peak Limit (dBuV/m)	Margin (dB)	Azimuth (Degs)	Height (cm)	Polarity
1	* 4.93	29.19	PK	32.1	-29	0	32.29	-	-	74	-41.71	0-360	200	H
4	* 7.401	25.08	PK	37.3	-25	0	37.38	-	-	74	-36.62	0-360	100	H
5	9.86	24.03	PK	37.8	-21.4	0	40.43	-	-	-	-	0-360	200	H
2	* 4.932	28.11	PK	32.1	-29	0	31.21	-	-	74	-42.79	0-360	100	V
3	* 7.408	25.45	PK	37.3	-24.9	0	37.85	-	-	74	-36.15	0-360	200	V
6	9.865	22.32	PK	37.8	-21.3	0	38.82	-	-	-	-	0-360	200	V

* - indicates frequency in CFR15.205/IC7.2.2 Restricted Band

PK – Peak Detector

UL Korea, Ltd. Suwon Laboratory FORM ID: FCC_15C
218 Maeyeong-ro, Yeongtong-gu, Suwon-si, Gyeonggi-do, 443-823, Korea TEL: (031) 337-9902 FAX: (031) 213-5433
UL Korea, Ltd. Confidential
This report shall not be reproduced except in full, without the written approval of UL Korea, Ltd.

13 CHANNEL HORIZONTAL

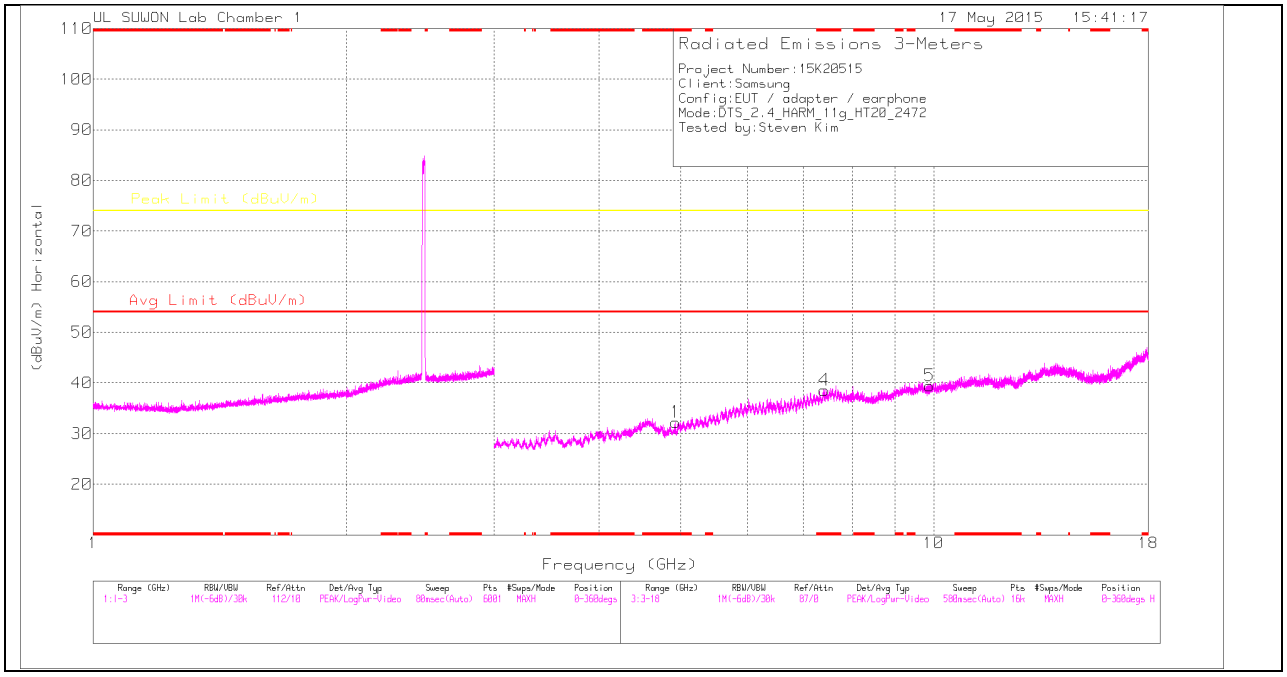

13 CHANNEL VERTICAL

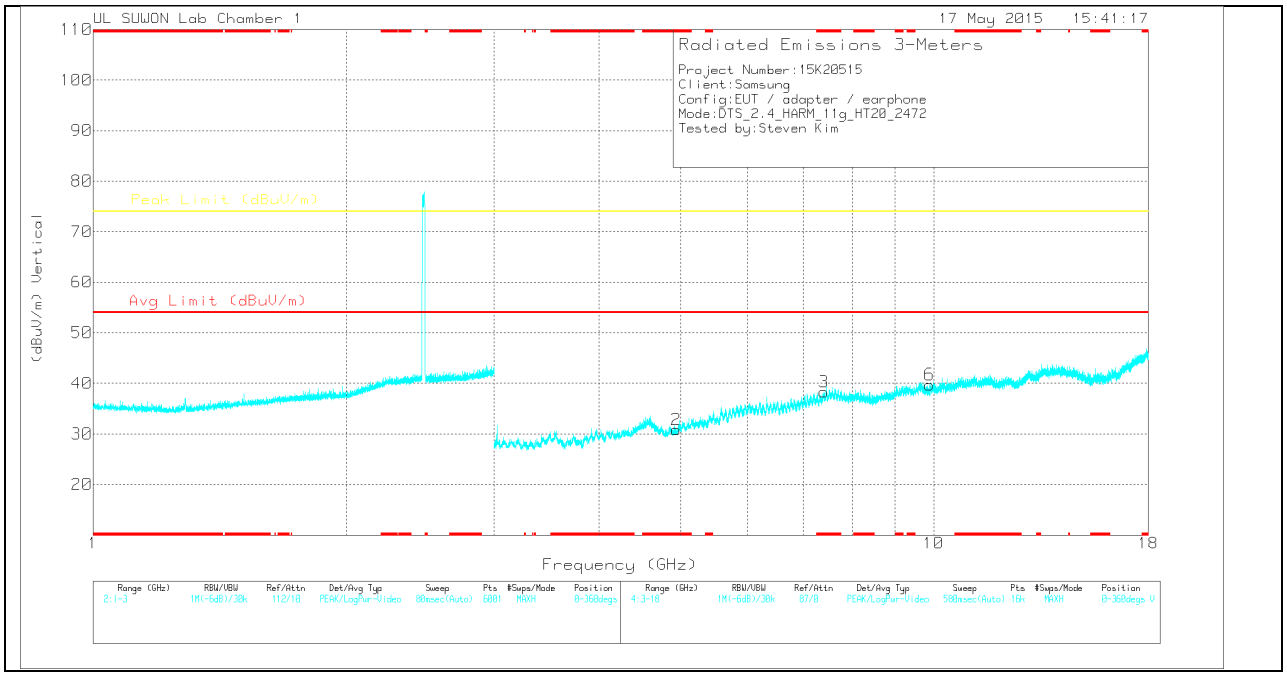

Note: Emission was scanned up to 26GHz; No emissions were detected above the noise floor which was at least 20dB below the specification limit.

UL Korea, Ltd. Suwon Laboratory FORM ID: FCC_15C
218 Maeyeong-ro, Yeongtong-gu, Suwon-si, Gyeonggi-do, 443-823, Korea TEL: (031) 337-9902 FAX: (031) 213-5433
UL Korea, Ltd. Confidential
This report shall not be reproduced except in full, without the written approval of UL Korea, Ltd.

13 CHANNEL DATA

TRACE MARKERS

Marker	Frequency (GHz)	Meter Reading (dBuV)	Det	3115D Factor	Path_3_3GHP	DC Corr (dB)	Corrected Reading (dBuV/m)	Avg Limit (dBuV/m)	Margin (dB)	Peak Limit (dBuV/m)	Margin (dB)	Azimuth (Degs)	Height (cm)	Polarity
1	* 4.93	29.15	PK	32.1	-29	0	32.25	-	-	74	-41.75	0-360	100	H
4	* 7.411	26.17	PK	37.3	-24.9	0	38.57	-	-	74	-35.43	0-360	100	H
5	9.889	22.46	PK	37.8	-20.8	0	39.46	-	-	-	-	0-360	200	H
2	* 4.938	27.73	PK	32.1	-29	0	30.83	-	-	74	-43.17	0-360	200	V
3	* 7.401	25.99	PK	37.3	-25	0	38.29	-	-	74	-35.71	0-360	200	V
6	9.886	22.81	PK	37.8	-20.9	0	39.71	-	-	-	-	0-360	200	V

* - indicates frequency in CFR15.205/IC7.2.2 Restricted Band

PK – Peak Detector

UL Korea, Ltd. Suwon Laboratory FORM ID: FCC_15C
218 Maeyeong-ro, Yeongtong-gu, Suwon-si, Gyeonggi-do, 443-823, Korea TEL: (031) 337-9902 FAX: (031) 213-5433
UL Korea, Ltd. Confidential
This report shall not be reproduced except in full, without the written approval of UL Korea, Ltd.

11.2.3. TX ABOVE 1 GHz 802.11n HT20 MODE IN THE 2.4 GHz BAND

RESTRICTED BANDEDGE (LOW CHANNEL)

HORIZONTAL PEAK AND AVERAGE PLOT

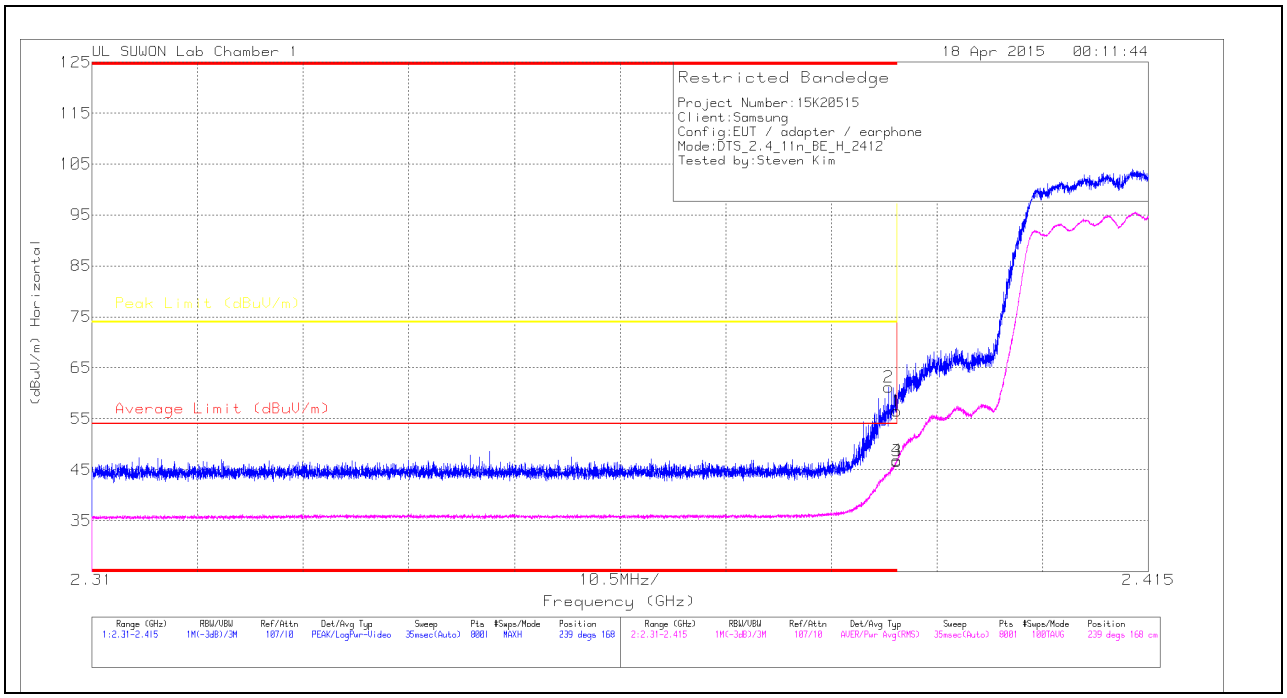

HORIZONTAL DATA

Marker	Frequency (GHz)	Meter Reading (dBuV)	Det	3115D Factor	Path_2_10dB	DC Corr (dB)	Corrected Reading (dBuV/m)	Average Limit (dBuV/m)	Margin (dB)	Peak Limit (dBuV/m)	PK Margin (dB)	Azimuth (Degs)	Height (cm)	Polarity
1	* 2.39	51.44	Pk	27.9	-22.8	0	56.54	-	-	74	-17.46	239	168	H
2	* 2.389	56.14	Pk	27.9	-22.8	0	61.24	-	-	74	-12.76	239	168	H
3	* 2.39	41.26	RMS	27.9	-22.8	.32	46.68	54	-7.32	-	-	239	168	H
4	* 2.39	41.44	RMS	27.9	-22.8	.32	46.86	54	-7.14	-	-	239	168	H

* - indicates frequency in CFR15.205/IC7.2.2 Restricted Band

Pk - Peak detector

RMS - RMS detection

UL Korea, Ltd. Suwon Laboratory FORM ID: FCC_15C
218 Maeyeong-ro, Yeongtong-gu, Suwon-si, Gyeonggi-do, 443-823, Korea TEL: (031) 337-9902 FAX: (031) 213-5433
UL Korea, Ltd. Confidential
This report shall not be reproduced except in full, without the written approval of UL Korea, Ltd.

VERTICAL PEAK AND AVERAGE PLOT

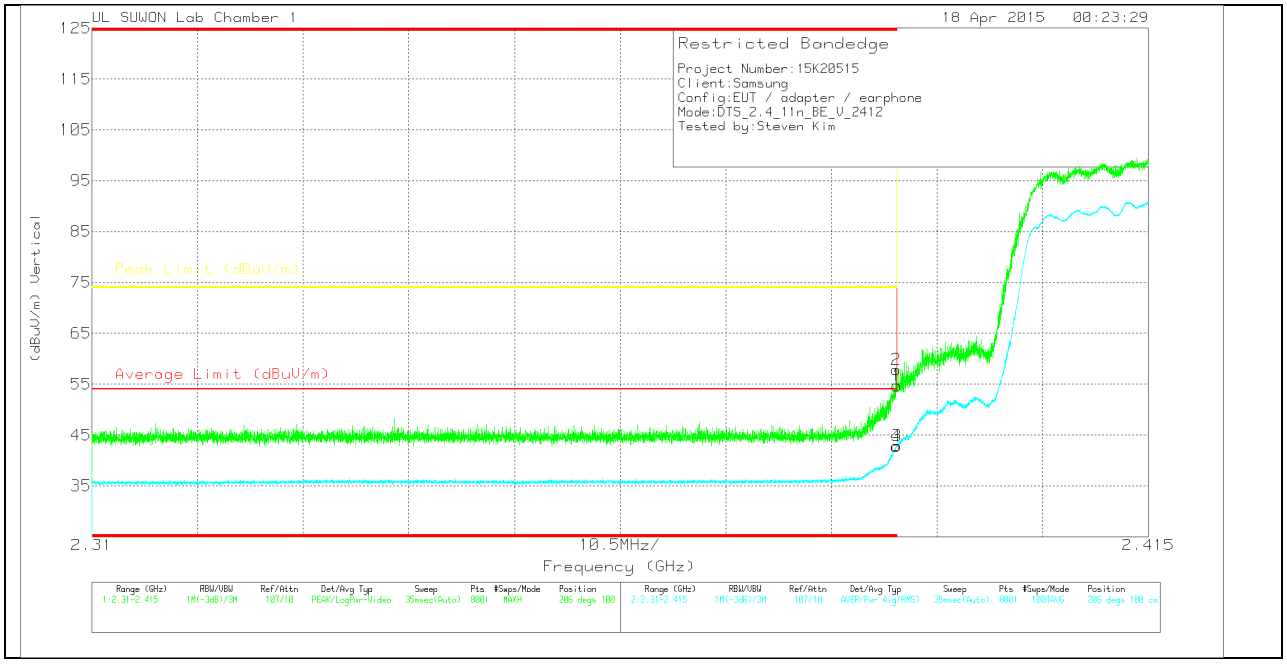

VERTICAL DATA

Marker	Frequency (GHz)	Meter Reading (dBuV)	Det	3115D Factor	Path_2_10dB	DC Corr (dB)	Corrected Reading (dBuV/m)	Average Limit (dBuV/m)	Margin (dB)	Peak Limit (dBuV/m)	PK Margin (dB)	Azimuth (Degs)	Height (cm)	Polarity
1	* 2.39	49.62	Pk	27.9	-22.8	0	54.72	-	-	74	-19.28	206	100	V
2	* 2.39	52.74	Pk	27.9	-22.8	0	57.84	-	-	74	-16.16	206	100	V
3	* 2.39	37.54	RMS	27.9	-22.8	.32	42.96	54	-11.04	-	-	206	100	V
4	* 2.39	37.35	RMS	27.9	-22.8	.32	42.77	54	-11.23	-	-	206	100	V

* - indicates frequency in CFR15.205/IC7.2.2 Restricted Band

Pk - Peak detector

RMS - RMS detection

UL Korea, Ltd. Suwon Laboratory FORM ID: FCC_15C
218 Maeyeong-ro, Yeongtong-gu, Suwon-si, Gyeonggi-do, 443-823, Korea TEL: (031) 337-9902 FAX: (031) 213-5433
UL Korea, Ltd. Confidential
This report shall not be reproduced except in full, without the written approval of UL Korea, Ltd.

AUTHORIZED BANDEDGE (HIGH CHANNEL)

HORIZONTAL PEAK AND AVERAGE PLOT

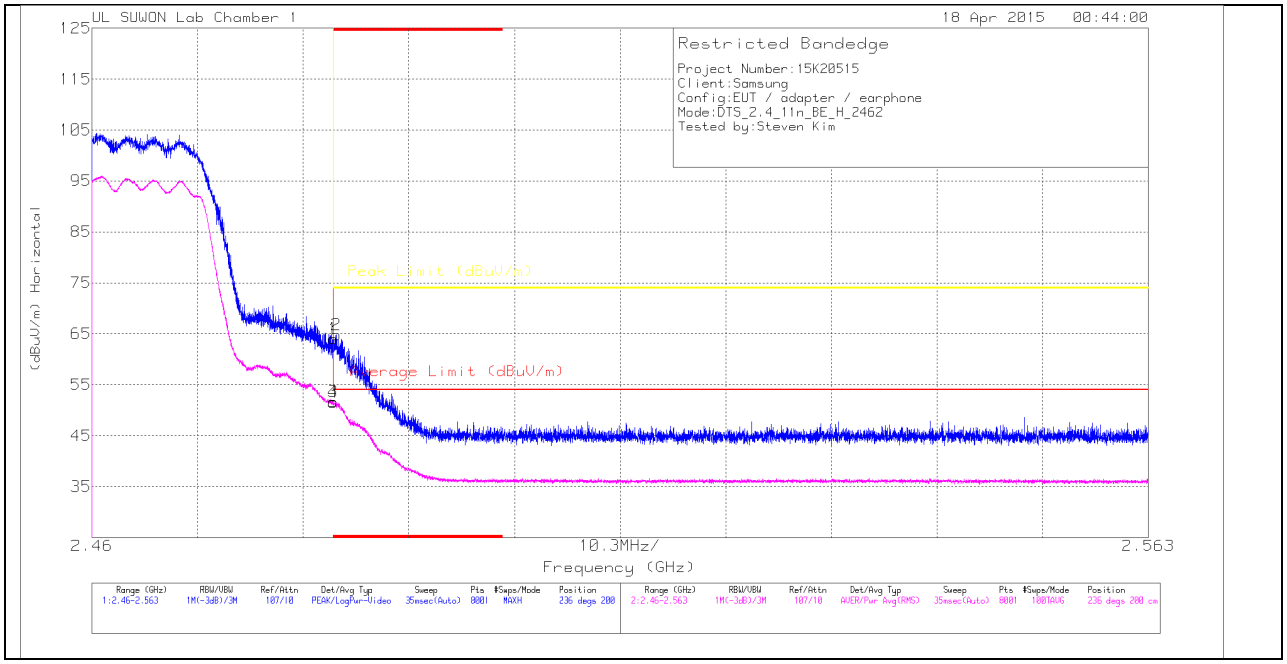

HORIZONTAL DATA

Marker	Frequency (GHz)	Meter Reading (dBuV)	Det	3115D Factor	Path_2_10dB	DC Corr (dB)	Corrected Reading (dBuV/m)	Average Limit (dBuV/m)	Margin (dB)	Peak Limit (dBuV/m)	PK Margin (dB)	Azimuth (Degs)	Height (cm)	Polarity
1	* 2.484	58.81	Pk	27.9	-22.6	0	64.11	-	-	74	-9.89	236	200	H
2	* 2.484	59.5	Pk	27.9	-22.6	0	64.8	-	-	74	-9.2	236	200	H
3	* 2.484	46.08	RMS	27.9	-22.6	.32	51.7	54	-2.3	-	-	236	200	H
4	* 2.484	45.98	RMS	27.9	-22.6	.32	51.6	54	-2.4	-	-	236	200	H

* - indicates frequency in CFR15.205/IC7.2.2 Restricted Band

Pk - Peak detector

RMS - RMS detection

UL Korea, Ltd. Suwon Laboratory FORM ID: FCC_15C
218 Maeyeong-ro, Yeongtong-gu, Suwon-si, Gyeonggi-do, 443-823, Korea TEL: (031) 337-9902 FAX: (031) 213-5433
UL Korea, Ltd. Confidential
This report shall not be reproduced except in full, without the written approval of UL Korea, Ltd.

VERTICAL PEAK AND AVERAGE PLOT

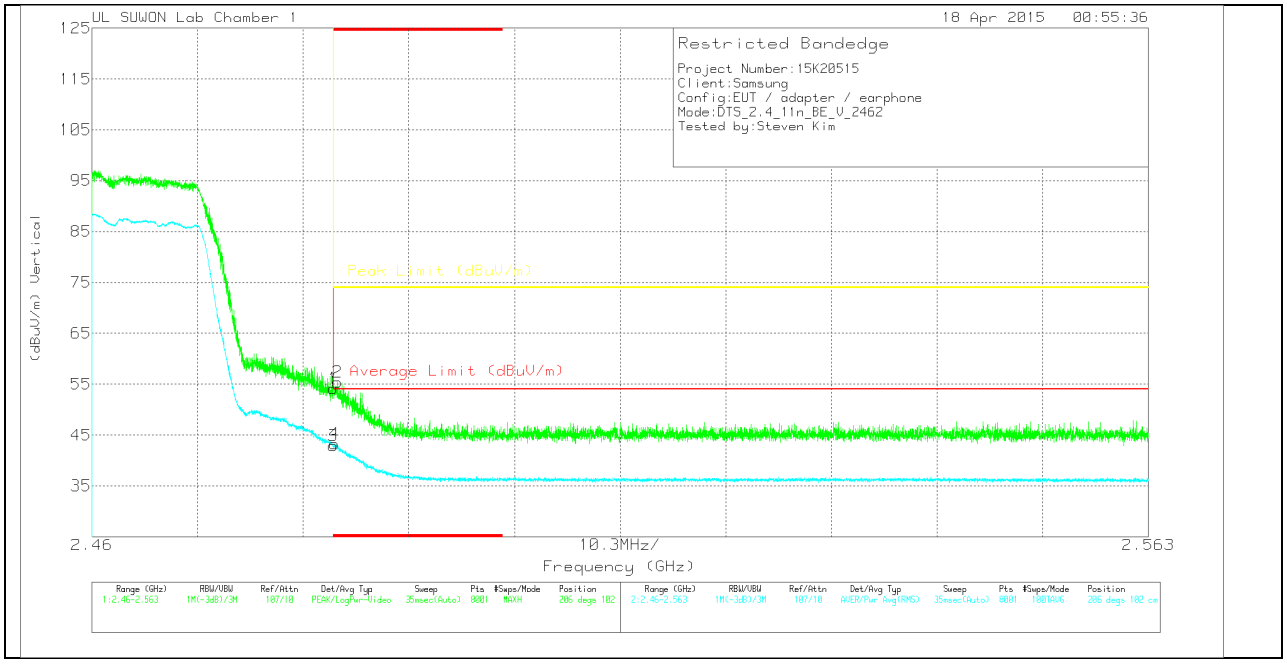

VERTICAL DATA

Marker	Frequency (GHz)	Meter Reading (dBuV)	Det	3115D Factor	Path_2_10dB	DC Corr (dB)	Corrected Reading (dBuV/m)	Average Limit (dBuV/m)	Margin (dB)	Peak Limit (dBuV/m)	PK Margin (dB)	Azimuth (Degs)	Height (cm)	Polarity
1	* 2.484	48.86	Pk	27.9	-22.6	0	54.16	-	-	74	-19.84	206	102	V
2	* 2.484	50.08	Pk	27.9	-22.6	0	55.38	-	-	74	-18.62	206	102	V
3	* 2.484	37.29	RMS	27.9	-22.6	.32	42.91	54	-11.09	-	-	206	102	V
4	* 2.484	37.63	RMS	27.9	-22.6	.32	43.25	54	-10.75	-	-	206	102	V

* - indicates frequency in CFR15.205/IC7.2.2 Restricted Band

Pk - Peak detector

RMS - RMS detection

UL Korea, Ltd. Suwon Laboratory FORM ID: FCC_15C
218 Maeyeong-ro, Yeongtong-gu, Suwon-si, Gyeonggi-do, 443-823, Korea TEL: (031) 337-9902 FAX: (031) 213-5433
UL Korea, Ltd. Confidential
This report shall not be reproduced except in full, without the written approval of UL Korea, Ltd.

AUTHORIZED BANDEDGE (12 CHANNEL)

HORIZONTAL PEAK AND AVERAGE PLOT

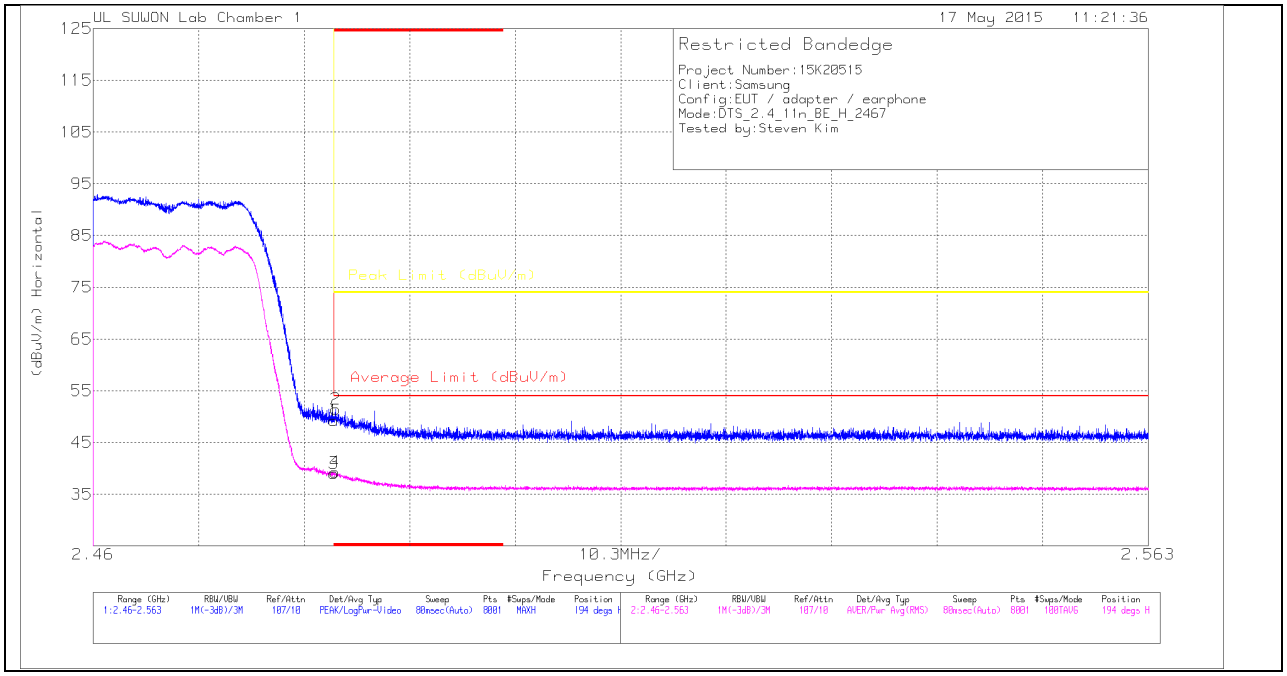

HORIZONTAL DATA

Marker	Frequency (GHz)	Meter Reading (dBuV)	Det	3115D Factor	Path_2_10dB	DC Corr (dB)	Corrected Reading (dBuV/m)	Average Limit (dBuV/m)	Margin (dB)	Peak Limit (dBuV/m)	PK Margin (dB)	Azimuth (Degs)	Height (cm)	Polarity
1	* 2.484	43.95	Pk	27.9	-22.6	0	49.25	-	-	74	-24.75	194	201	H
2	* 2.484	46.15	Pk	27.9	-22.6	0	51.45	-	-	74	-22.55	194	201	H
3	* 2.484	33.46	RMS	27.9	-22.6	.32	39.08	54	-14.92	-	-	194	201	H
4	* 2.484	33.67	RMS	27.9	-22.6	.32	39.29	54	-14.71	-	-	194	201	H

* - indicates frequency in CFR15.205/IC7.2.2 Restricted Band

Pk - Peak detector

RMS - RMS detection

UL Korea, Ltd. Suwon Laboratory FORM ID: FCC_15C
218 Maeyeong-ro, Yeongtong-gu, Suwon-si, Gyeonggi-do, 443-823, Korea TEL: (031) 337-9902 FAX: (031) 213-5433
UL Korea, Ltd. Confidential
This report shall not be reproduced except in full, without the written approval of UL Korea, Ltd.

VERTICAL PEAK AND AVERAGE PLOT

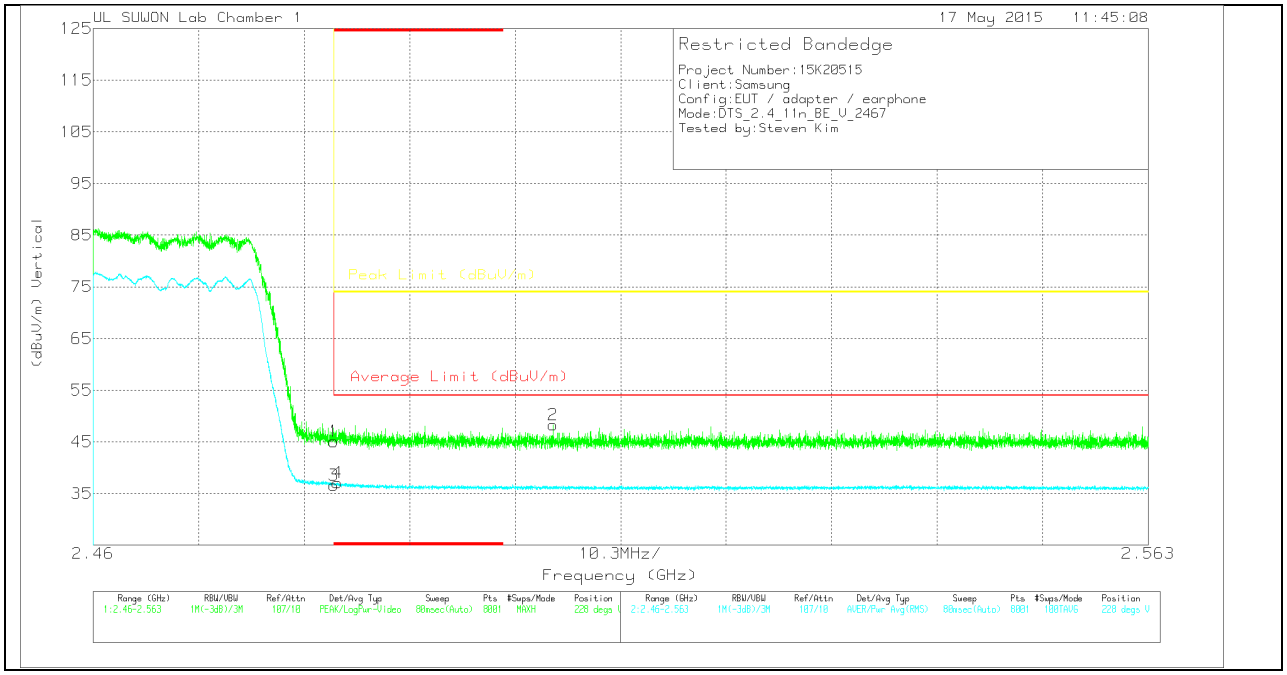

VERTICAL DATA

Marker	Frequency (GHz)	Meter Reading (dBuV)	Det	3115D Factor	Path_2_10dB	DC Corr (dB)	Corrected Reading (dBuV/m)	Average Limit (dBuV/m)	Margin (dB)	Peak Limit (dBuV/m)	PK Margin (dB)	Azimuth (Degs)	Height (cm)	Polarity
1	* 2.484	39.79	Pk	27.9	-22.6	0	45.09	-	-	74	-28.91	228	351	V
2	2.505	43	Pk	27.9	-22.6	0	48.3	-	-	74	-25.7	228	351	V
3	* 2.484	30.96	RMS	27.9	-22.6	.32	36.58	54	-17.42	-	-	228	351	V
4	* 2.484	31.47	RMS	27.9	-22.6	.32	37.09	54	-16.91	-	-	228	351	V

* - indicates frequency in CFR15.205/IC7.2.2 Restricted Band

Pk - Peak detector

RMS - RMS detection

UL Korea, Ltd. Suwon Laboratory FORM ID: FCC_15C
218 Maeyeong-ro, Yeongtong-gu, Suwon-si, Gyeonggi-do, 443-823, Korea TEL: (031) 337-9902 FAX: (031) 213-5433
UL Korea, Ltd. Confidential
This report shall not be reproduced except in full, without the written approval of UL Korea, Ltd.

AUTHORIZED BANDEDGE (13 CHANNEL)

HORIZONTAL PEAK AND AVERAGE PLOT

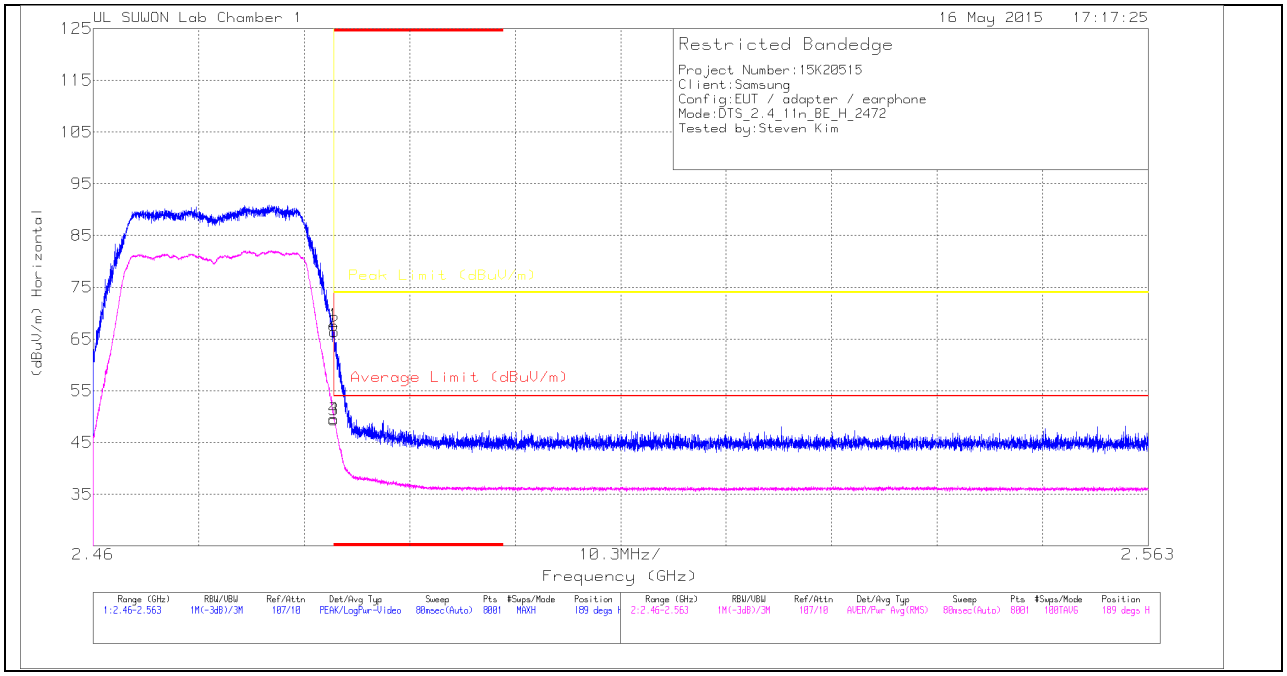

HORIZONTAL DATA

Marker	Frequency (GHz)	Meter Reading (dBuV)	Det	3115D Factor	Path_2_10dB	DC Corr (dB)	Corrected Reading (dBuV/m)	Average Limit (dBuV/m)	Margin (dB)	Peak Limit (dBuV/m)	PK Margin (dB)	Azimuth (Degs)	Height (cm)	Polarity
1	* 2.484	62.39	Pk	27.9	-22.6	0	67.69	-	-	74	-6.31	189	114	H
2	* 2.484	61.11	Pk	27.9	-22.6	0	66.41	-	-	74	-7.59	189	114	H
3	* 2.484	43.81	RMS	27.9	-22.6	.32	49.43	54	-4.57	-	-	189	114	H
4	* 2.484	43.99	RMS	27.9	-22.6	.32	49.61	54	-4.39	-	-	189	114	H

* - indicates frequency in CFR15.205/IC7.2.2 Restricted Band

Pk - Peak detector

RMS - RMS detection

UL Korea, Ltd. Suwon Laboratory FORM ID: FCC_15C
218 Maeyeong-ro, Yeongtong-gu, Suwon-si, Gyeonggi-do, 443-823, Korea TEL: (031) 337-9902 FAX: (031) 213-5433
UL Korea, Ltd. Confidential
This report shall not be reproduced except in full, without the written approval of UL Korea, Ltd.

VERTICAL PEAK AND AVERAGE PLOT

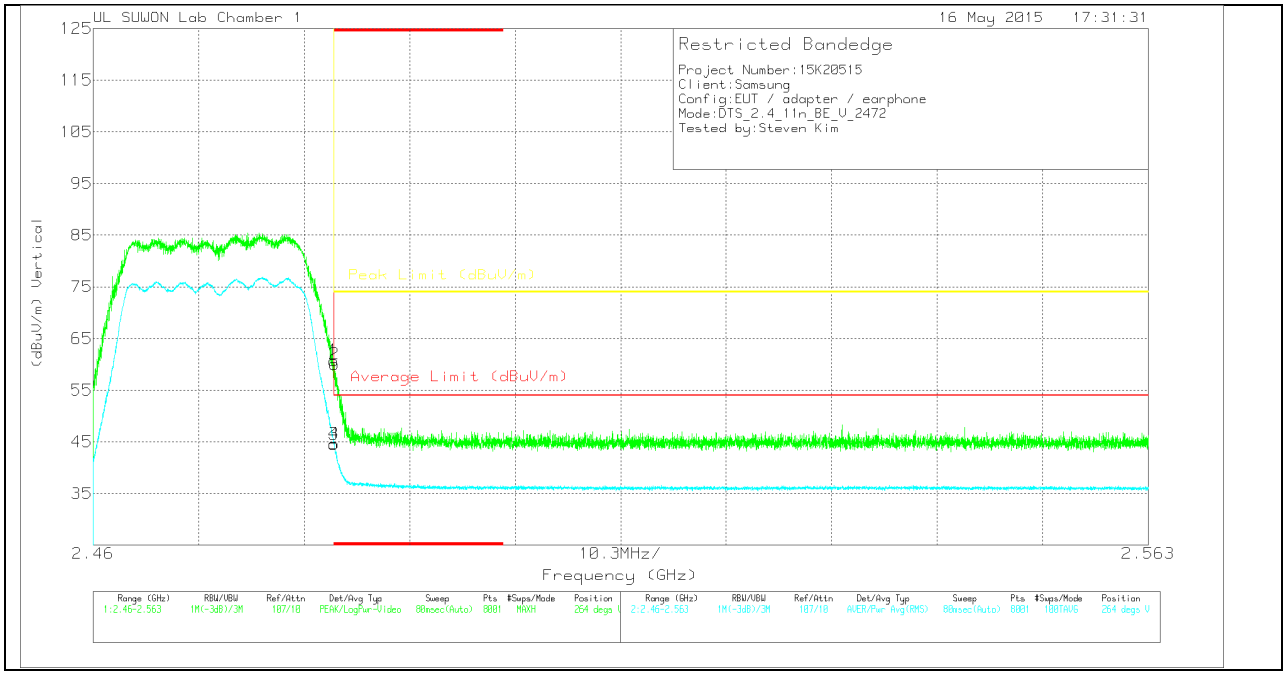

VERTICAL DATA

Marker	Frequency (GHz)	Meter Reading (dBuV)	Det	3115D Factor	Path_2_10dB	DC Corr (dB)	Corrected Reading (dBuV/m)	Average Limit (dBuV/m)	Margin (dB)	Peak Limit (dBuV/m)	PK Margin (dB)	Azimuth (Degs)	Height (cm)	Polarity
1	* 2.484	55.46	Pk	27.9	-22.6	0	60.76	-	-	74	-13.24	264	110	V
2	* 2.484	54.76	Pk	27.9	-22.6	0	60.06	-	-	74	-13.94	264	110	V
3	* 2.484	38.95	RMS	27.9	-22.6	.32	44.57	54	-9.43	-	-	264	110	V
4	* 2.484	39.03	RMS	27.9	-22.6	.32	44.65	54	-9.35	-	-	264	110	V

* - indicates frequency in CFR15.205/IC7.2.2 Restricted Band

Pk - Peak detector

RMS - RMS detection

UL Korea, Ltd. Suwon Laboratory FORM ID: FCC_15C
218 Maeyeong-ro, Yeongtong-gu, Suwon-si, Gyeonggi-do, 443-823, Korea TEL: (031) 337-9902 FAX: (031) 213-5433
UL Korea, Ltd. Confidential
This report shall not be reproduced except in full, without the written approval of UL Korea, Ltd.

HARMONICS AND SPURIOUS EMISSIONS

LOW CHANNEL HORIZONTAL

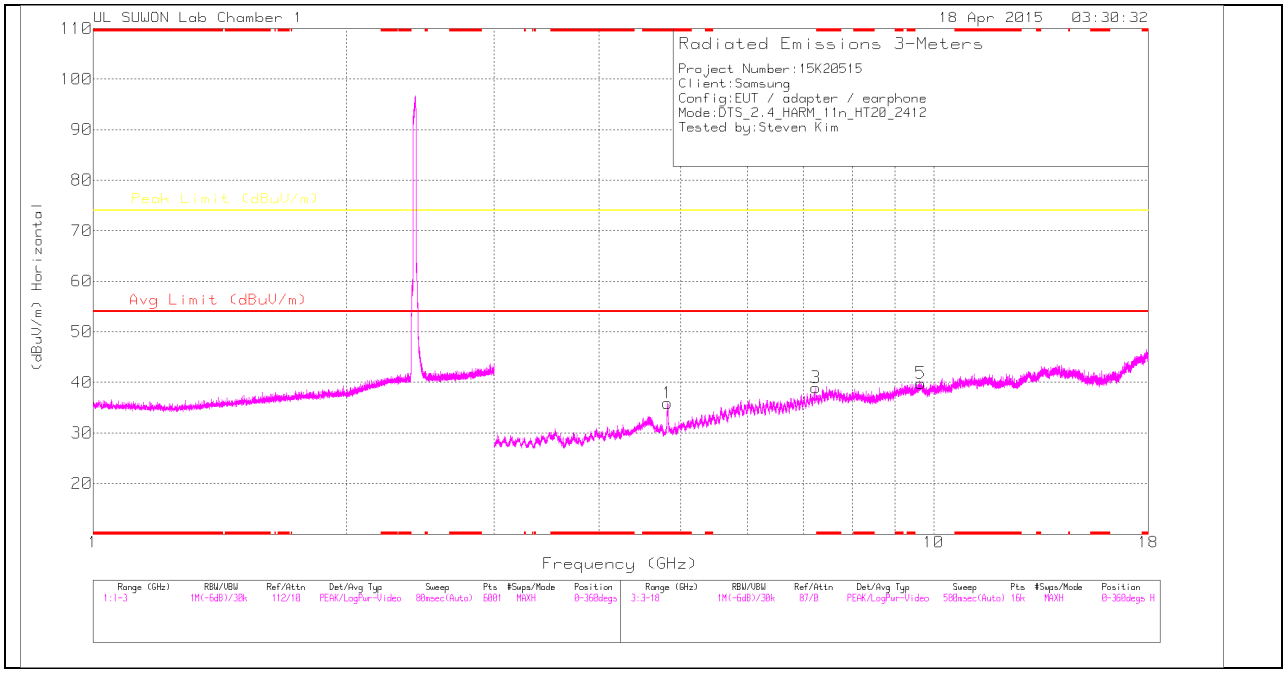

LOW CHANNEL VERTICAL

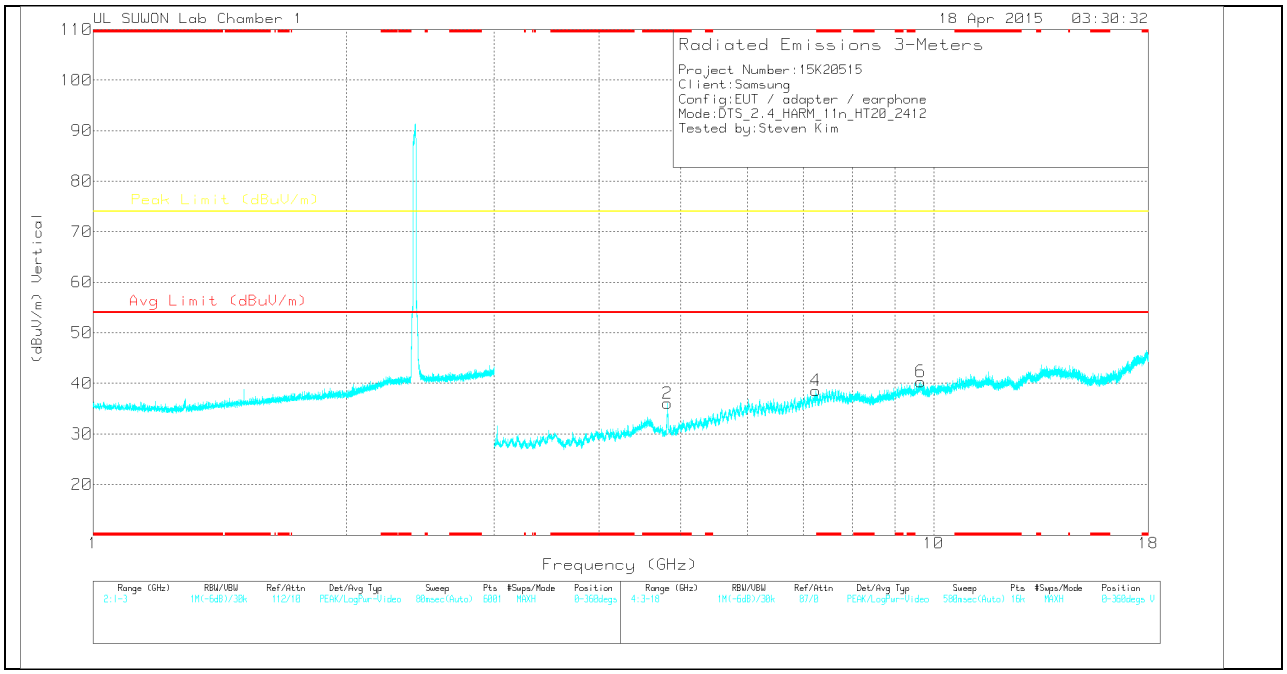

Note: Emission was scanned up to 26GHz; No emissions were detected above the noise floor which was at least 20dB below the specification limit.

UL Korea, Ltd. Confidential
This report shall not be reproduced except in full, without the written approval of UL Korea, Ltd.

LOW CHANNEL DATA

TRACE MARKERS

Marker	Frequency (GHz)	Meter Reading (dBuV)	Det	3115D Factor	Path_3_3GHP	DC Corr (dB)	Corrected Reading (dBuV/m)	Avg Limit (dBuV/m)	Margin (dB)	Peak Limit (dBuV/m)	Margin (dB)	Azimuth (Degs)	Height (cm)	Polarity
1	* 4.824	33.6	PK	31.9	-29.6	0	35.9	-	-	74	-38.1	0-360	100	H
3	7.236	27.45	PK	37	-25.5	0	38.95	-	-	-	-	0-360	200	H
5	9.653	23.03	PK	37.6	-20.8	0	39.83	-	-	-	-	0-360	100	H
2	* 4.822	33.75	PK	31.9	-29.6	0	36.05	-	-	74	-37.95	0-360	100	V
4	7.236	27.07	PK	37	-25.5	0	38.57	-	-	-	-	0-360	100	V
6	9.651	23.54	PK	37.6	-20.8	0	40.34	-	-	-	-	0-360	100	V

* - indicates frequency in CFR15.205/IC7.2.2 Restricted Band

PK – Peak Detector

Radiated Emissions

Frequency (GHz)	Meter Reading (dBuV)	Det	3115D Factor	Path_3_3 GHP	DC Corr (dB)	Corrected Reading (dBuV/m)	Avg Limit (dBuV/m)	Margin (dB)	Peak Limit (dBuV/m)	Margin (dB)	Azimuth (Degs)	Height (cm)	Polarity
* 4.825	43.17	PK2	31.9	-29.6	0	45.47	-	-	74	-28.53	185	156	H
* 4.824	33.74	MAv1	31.9	-29.6	.32	36.36	54	-17.64	-	-	185	156	H
* 4.82	42.04	PK2	31.9	-29.6	0	44.34	-	-	74	-29.66	217	296	V
* 4.824	31.52	MAv1	31.9	-29.6	.32	34.14	54	-19.86	-	-	217	296	V

* - indicates frequency in CFR15.205/IC7.2.2 Restricted Band

PK2 - KDB558074 Method: Maximum Peak

MAv1 - KDB558074 Option 1 Maximum RMS Average

UL Korea, Ltd. Suwon Laboratory FORM ID: FCC_15C
218 Maeyeong-ro, Yeongtong-gu, Suwon-si, Gyeonggi-do, 443-823, Korea TEL: (031) 337-9902 FAX: (031) 213-5433
UL Korea, Ltd. Confidential
This report shall not be reproduced except in full, without the written approval of UL Korea, Ltd.

MID CHANNEL HORIZONTAL

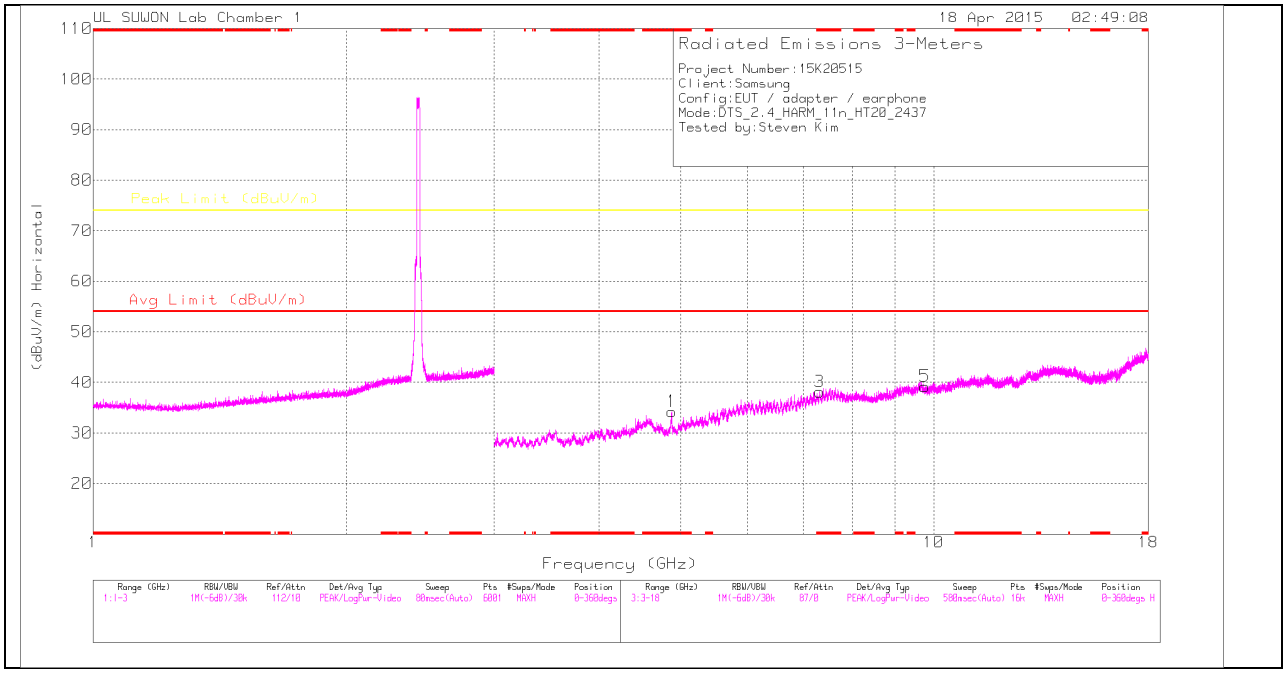

MID CHANNEL VERTICAL

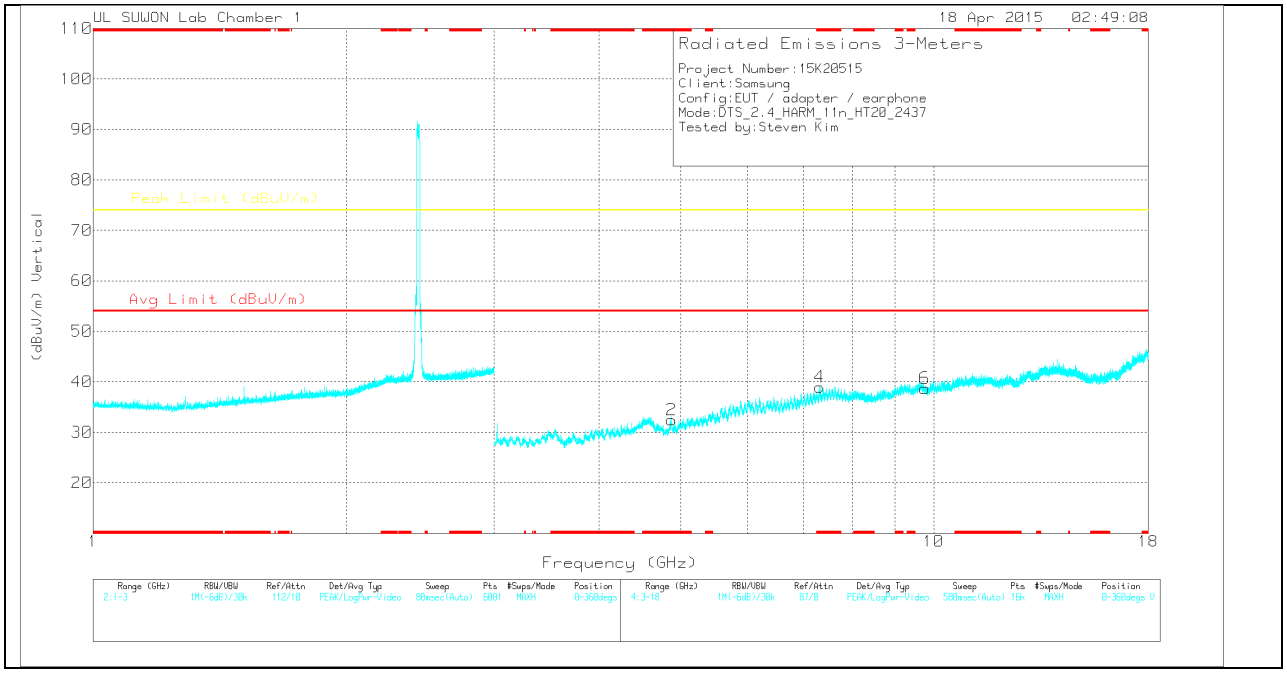

Note: Emission was scanned up to 26GHz; No emissions were detected above the noise floor which was at least 20dB below the specification limit.

UL Korea, Ltd. Suwon Laboratory FORM ID: FCC_15C
218 Maeyeong-ro, Yeongtong-gu, Suwon-si, Gyeonggi-do, 443-823, Korea TEL: (031) 337-9902 FAX: (031) 213-5433
UL Korea, Ltd. Confidential
This report shall not be reproduced except in full, without the written approval of UL Korea, Ltd.

MID CHANNEL DATA

TRACE MARKERS

Marker	Frequency (GHz)	Meter Reading (dBuV)	Det	3115D Factor	Path_3_3GHP	DC Corr (dB)	Corrected Reading (dBuV/m)	Avg Limit (dBuV/m)	Margin (dB)	Peak Limit (dBuV/m)	Margin (dB)	Azimuth (Degs)	Height (cm)	Polarity
1	* 4.879	31.32	PK	32	-29.1	0	34.22	-	-	74	-39.78	0-360	100	H
3	* 7.32	26.64	PK	37.1	-25.6	0	38.14	-	-	74	-35.86	0-360	200	H
5	9.76	23.61	PK	37.6	-22	0	39.21	-	-	-	-	0-360	100	H
2	* 4.877	29.55	PK	32	-29.1	0	32.45	-	-	74	-41.55	0-360	100	V
4	* 7.314	27.55	PK	37.1	-25.7	0	38.95	-	-	74	-35.05	0-360	100	V
6	9.761	23.1	PK	37.6	-22	0	38.7	-	-	-	-	0-360	100	V

* - indicates frequency in CFR15.205/IC7.2.2 Restricted Band

PK – Peak Detector

UL Korea, Ltd. Suwon Laboratory FORM ID: FCC_15C
218 Maeyeong-ro, Yeongtong-gu, Suwon-si, Gyeonggi-do, 443-823, Korea TEL: (031) 337-9902 FAX: (031) 213-5433
UL Korea, Ltd. Confidential
This report shall not be reproduced except in full, without the written approval of UL Korea, Ltd.

HIGH CHANNEL HORIZONTAL

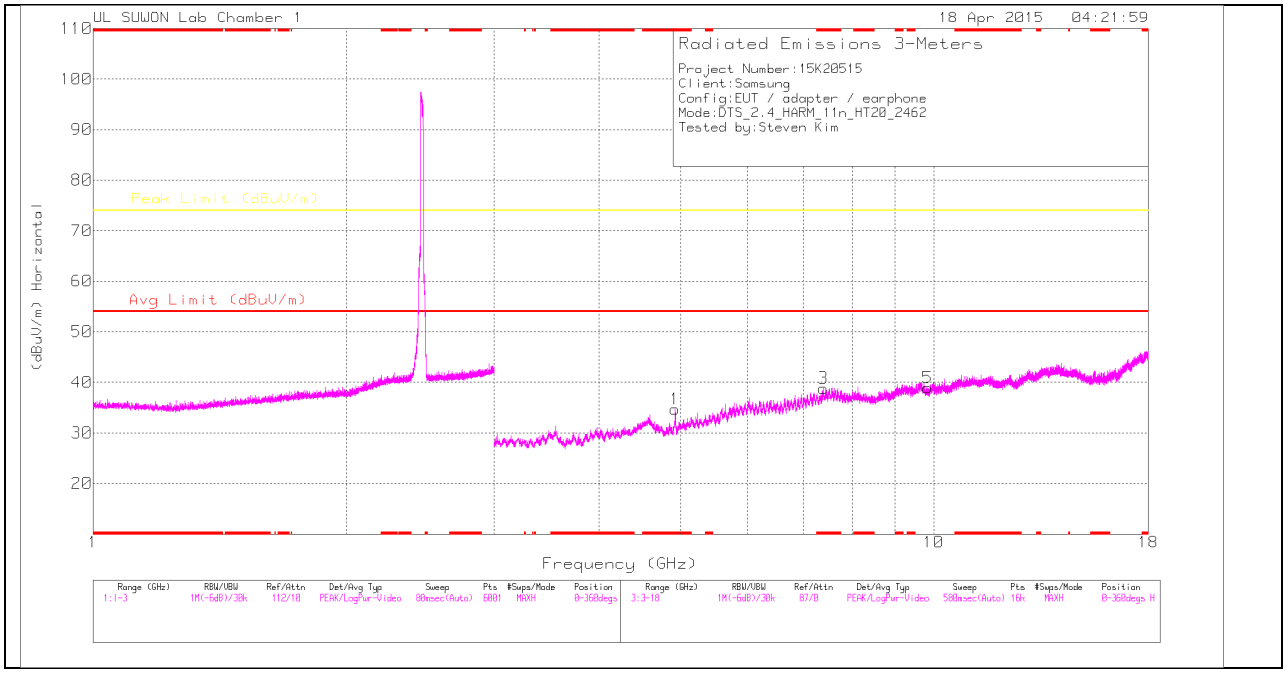

HIGH CHANNEL VERTICAL

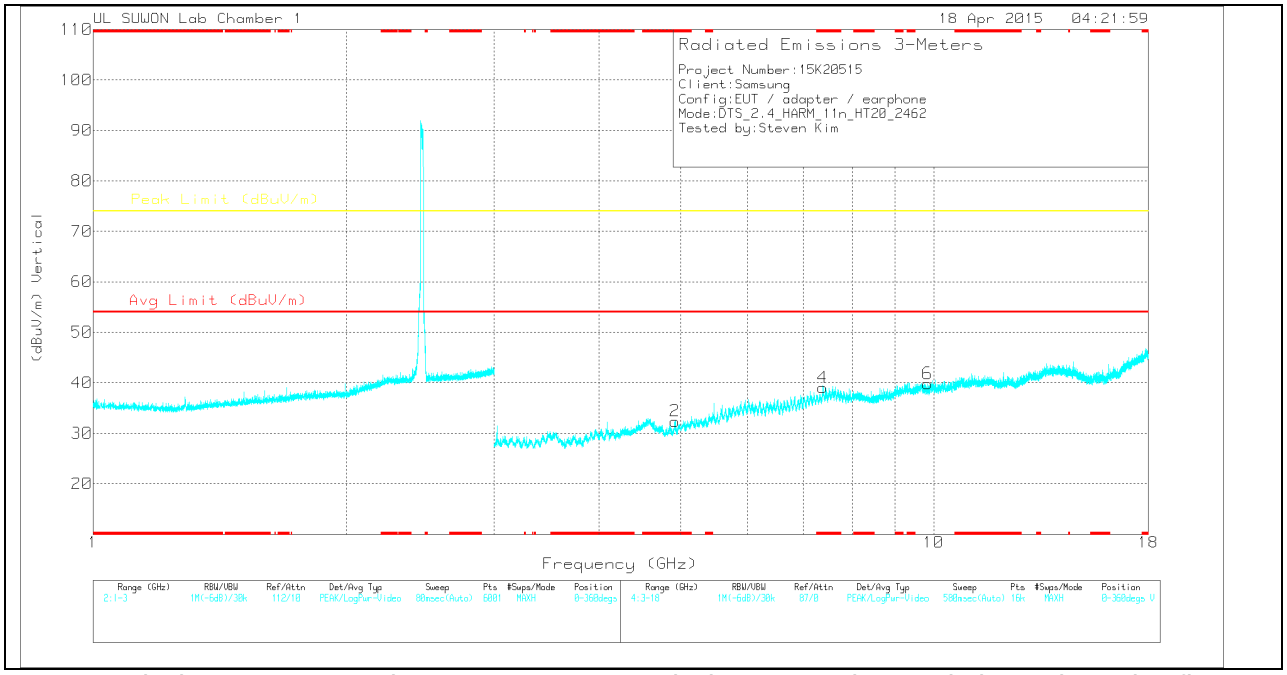

Note: Emission was scanned up to 26GHz; No emissions were detected above the noise floor which was at least 20dB below the specification limit.

UL Korea, Ltd. Confidential
This report shall not be reproduced except in full, without the written approval of UL Korea, Ltd.

HIGH CHANNEL DATA

TRACE MARKERS

Marker	Frequency (GHz)	Meter Reading (dBuV)	Det	3115D Factor	Path_3_3GHP	DC Corr (dB)	Corrected Reading (dBuV/m)	Avg Limit (dBuV/m)	Margin (dB)	Peak Limit (dBuV/m)	Margin (dB)	Azimuth (Degs)	Height (cm)	Polarity
1	* 4.925	31.56	PK	32.1	-29	0	34.66	-	-	74	-39.34	0-360	100	H
3	* 7.389	26.63	PK	37.3	-25.1	0	38.83	-	-	74	-35.17	0-360	200	H
5	9.841	22.9	PK	37.7	-21.7	0	38.9	-	-	-	-	0-360	200	H
2	* 4.924	29.29	PK	32.1	-29	0	32.39	-	-	74	-41.61	0-360	100	V
4	* 7.383	26.92	PK	37.2	-25.1	0	39.02	-	-	74	-34.98	0-360	100	V
6	9.84	23.82	PK	37.7	-21.7	0	39.82	-	-	-	-	0-360	200	V

* - indicates frequency in CFR15.205/IC7.2.2 Restricted Band

PK – Peak Detector

UL Korea, Ltd. Suwon Laboratory FORM ID: FCC_15C
218 Maeyeong-ro, Yeongtong-gu, Suwon-si, Gyeonggi-do, 443-823, Korea TEL: (031) 337-9902 FAX: (031) 213-5433
UL Korea, Ltd. Confidential
This report shall not be reproduced except in full, without the written approval of UL Korea, Ltd.

12 CHANNEL HORIZONTAL

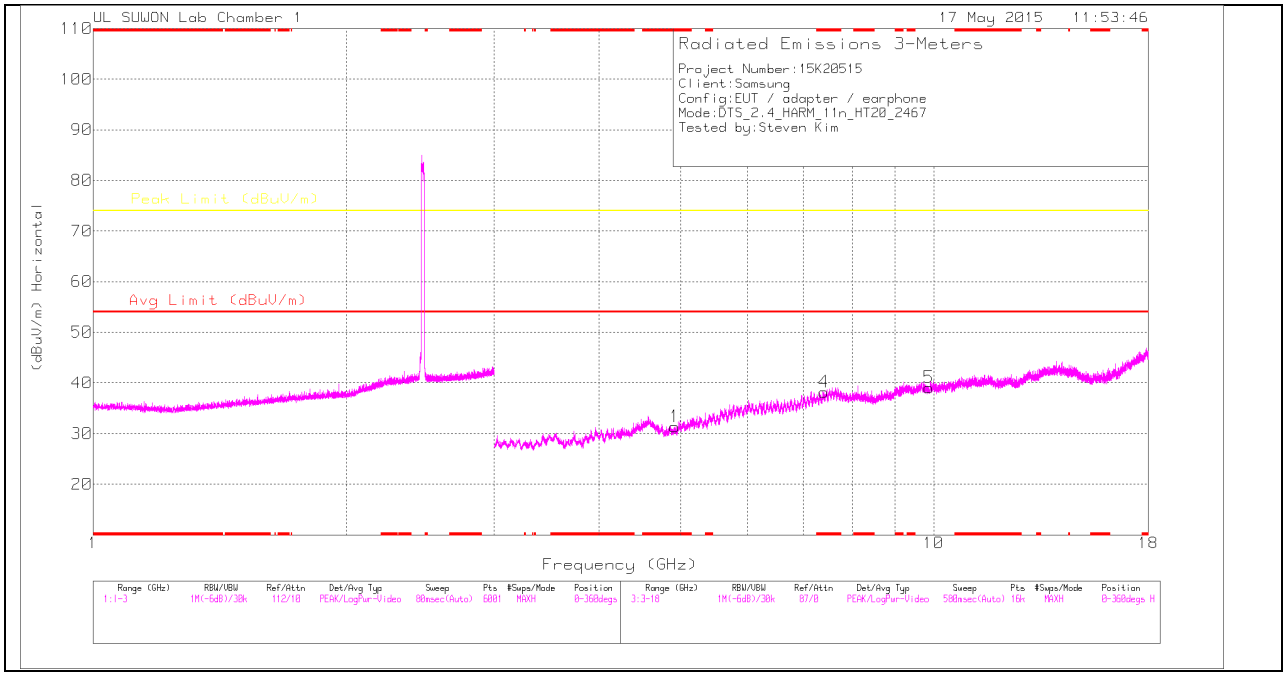

12 CHANNEL VERTICAL

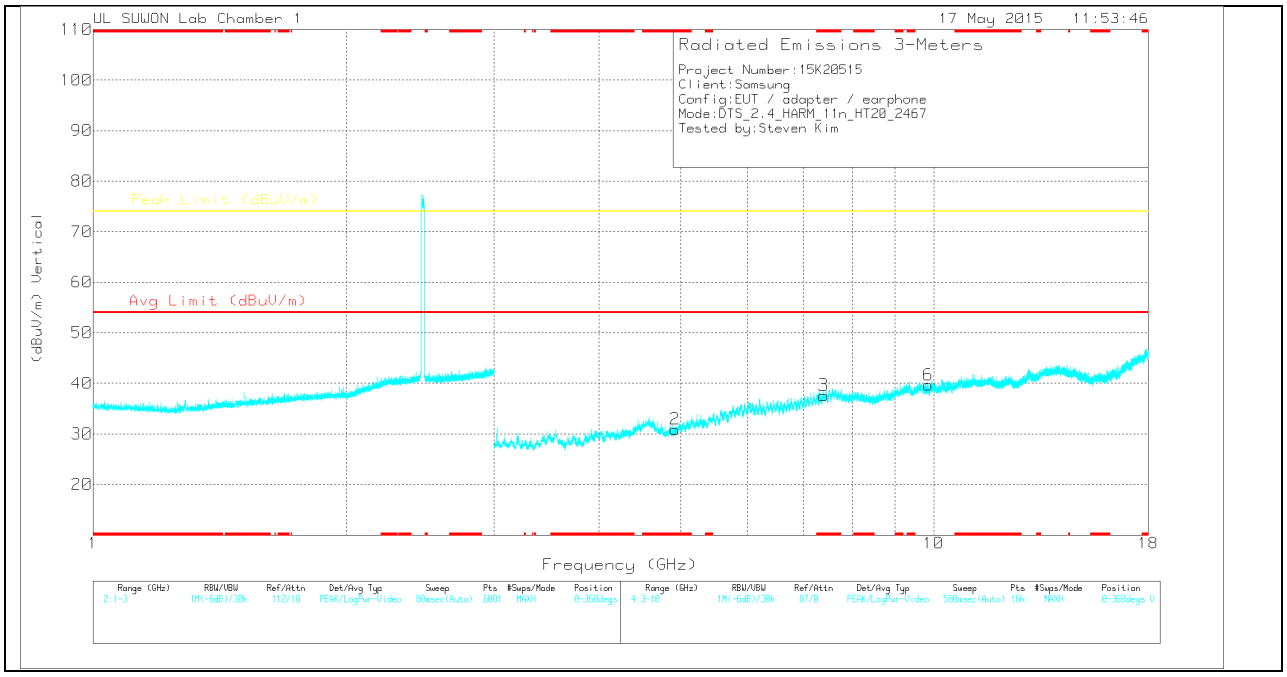

Note: Emission was scanned up to 26GHz; No emissions were detected above the noise floor which was at least 20dB below the specification limit.

UL Korea, Ltd. Suwon Laboratory FORM ID: FCC_15C
218 Maeyeong-ro, Yeongtong-gu, Suwon-si, Gyeonggi-do, 443-823, Korea TEL: (031) 337-9902 FAX: (031) 213-5433
UL Korea, Ltd. Confidential
This report shall not be reproduced except in full, without the written approval of UL Korea, Ltd.

12 CHANNEL DATA

TRACE MARKERS

Marker	Frequency (GHz)	Meter Reading (dBuV)	Det	3115D Factor	Path_3_3GHP	DC Corr (dB)	Corrected Reading (dBuV/m)	Avg Limit (dBuV/m)	Margin (dB)	Peak Limit (dBuV/m)	Margin (dB)	Azimuth (Degs)	Height (cm)	Polarity
1	* 4.92	28.35	PK	32.1	-29.1	0	31.35	-	-	74	-42.65	0-360	200	H
4	* 7.401	25.9	PK	37.3	-25	0	38.2	-	-	74	-35.8	0-360	100	H
5	9.864	22.57	PK	37.8	-21.3	0	39.07	-	-	-	-	0-360	200	H
2	* 4.923	27.8	PK	32.1	-29	0	30.9	-	-	74	-43.1	0-360	200	V
3	* 7.398	25.29	PK	37.3	-25	0	37.59	-	-	74	-36.41	0-360	100	V
6	9.856	23.37	PK	37.8	-21.5	0	39.67	-	-	-	-	0-360	200	V

* - indicates frequency in CFR15.205/IC7.2.2 Restricted Band

PK – Peak Detector

UL Korea, Ltd. Suwon Laboratory FORM ID: FCC_15C
218 Maeyeong-ro, Yeongtong-gu, Suwon-si, Gyeonggi-do, 443-823, Korea TEL: (031) 337-9902 FAX: (031) 213-5433
UL Korea, Ltd. Confidential
This report shall not be reproduced except in full, without the written approval of UL Korea, Ltd.

13 CHANNEL HORIZONTAL

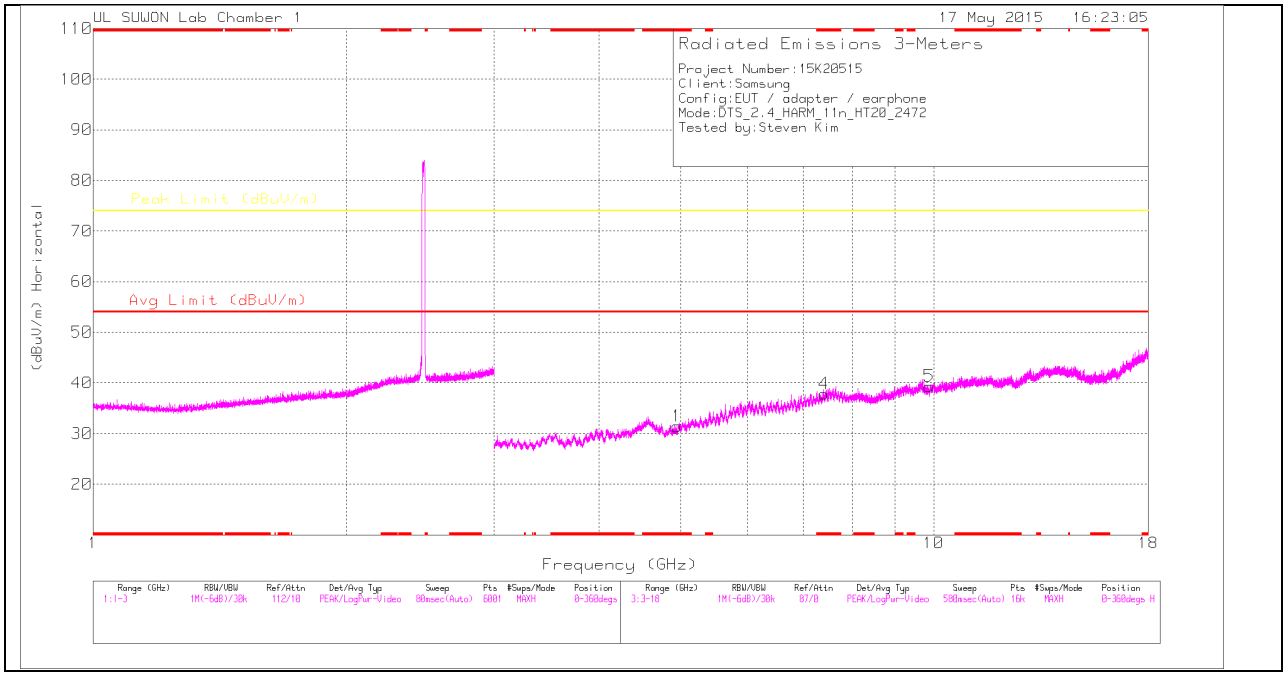

13 CHANNEL VERTICAL

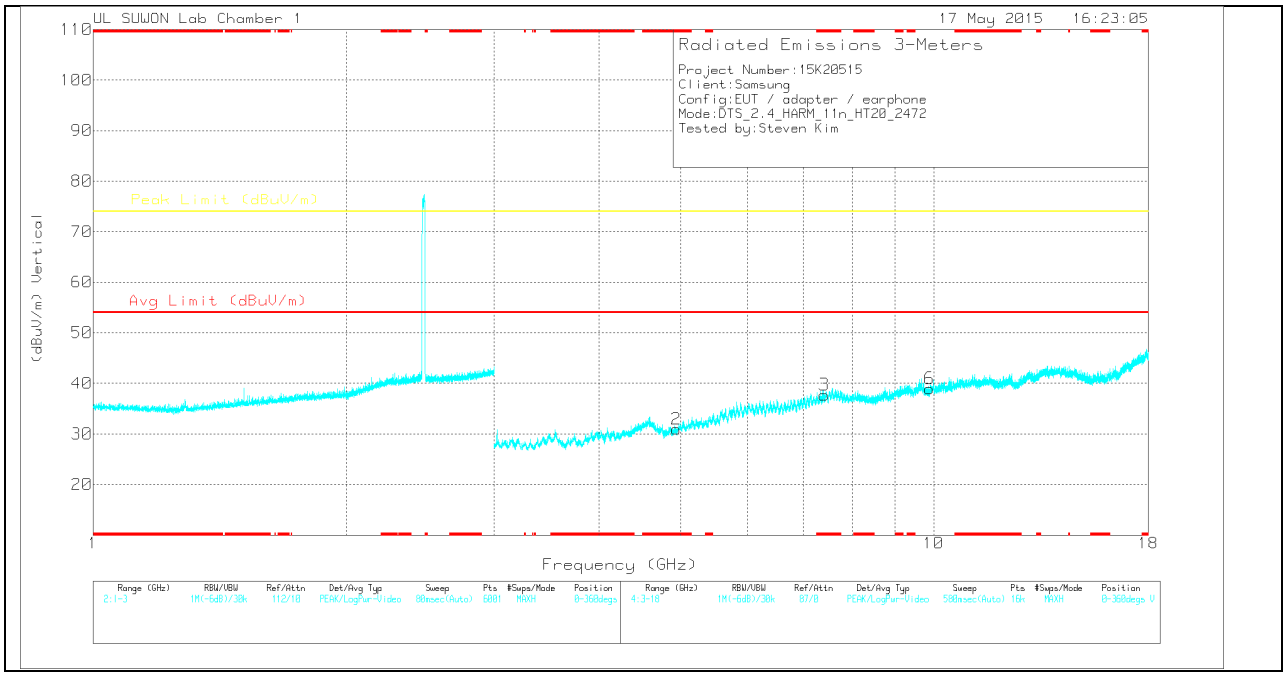

Note: Emission was scanned up to 26GHz; No emissions were detected above the noise floor which was at least 20dB below the specification limit.

UL Korea, Ltd. Suwon Laboratory FORM ID: FCC_15C
218 Maeyeong-ro, Yeongtong-gu, Suwon-si, Gyeonggi-do, 443-823, Korea TEL: (031) 337-9902 FAX: (031) 213-5433
UL Korea, Ltd. Confidential
This report shall not be reproduced except in full, without the written approval of UL Korea, Ltd.

13 CHANNEL DATA

TRACE MARKERS

Marker	Frequency (GHz)	Meter Reading (dBuV)	Det	3115D Factor	Path_3_3GHP	DC Corr (dB)	Corrected Reading (dBuV/m)	Avg Limit (dBuV/m)	Margin (dB)	Peak Limit (dBuV/m)	Margin (dB)	Azimuth (Degs)	Height (cm)	Polarity
1	* 4.947	28.31	PK	32.1	-29	0	31.41	-	-	74	-42.59	0-360	100	H
4	* 7.407	25.42	PK	37.3	-24.9	0	37.82	-	-	74	-36.18	0-360	100	H
5	9.877	22.65	PK	37.8	-21.1	0	39.35	-	-	-	-	0-360	100	H
2	* 4.942	27.85	PK	32.1	-29	0	30.95	-	-	74	-43.05	0-360	100	V
3	* 7.411	25.32	PK	37.3	-24.9	0	37.72	-	-	74	-36.28	0-360	100	V
6	9.885	22.04	PK	37.8	-20.9	0	38.94	-	-	-	-	0-360	100	V

* - indicates frequency in CFR15.205/IC7.2.2 Restricted Band

PK – Peak Detector

UL Korea, Ltd. Suwon Laboratory FORM ID: FCC_15C
218 Maeyeong-ro, Yeongtong-gu, Suwon-si, Gyeonggi-do, 443-823, Korea TEL: (031) 337-9902 FAX: (031) 213-5433
UL Korea, Ltd. Confidential
This report shall not be reproduced except in full, without the written approval of UL Korea, Ltd.

11.3. WORST-CASE BELOW 1 GHz

SPURIOUS EMISSIONS 30 TO 1000 MHz (WORST-CASE CONFIGURATION, HORIZONTAL)

HORIZONTAL PLOT

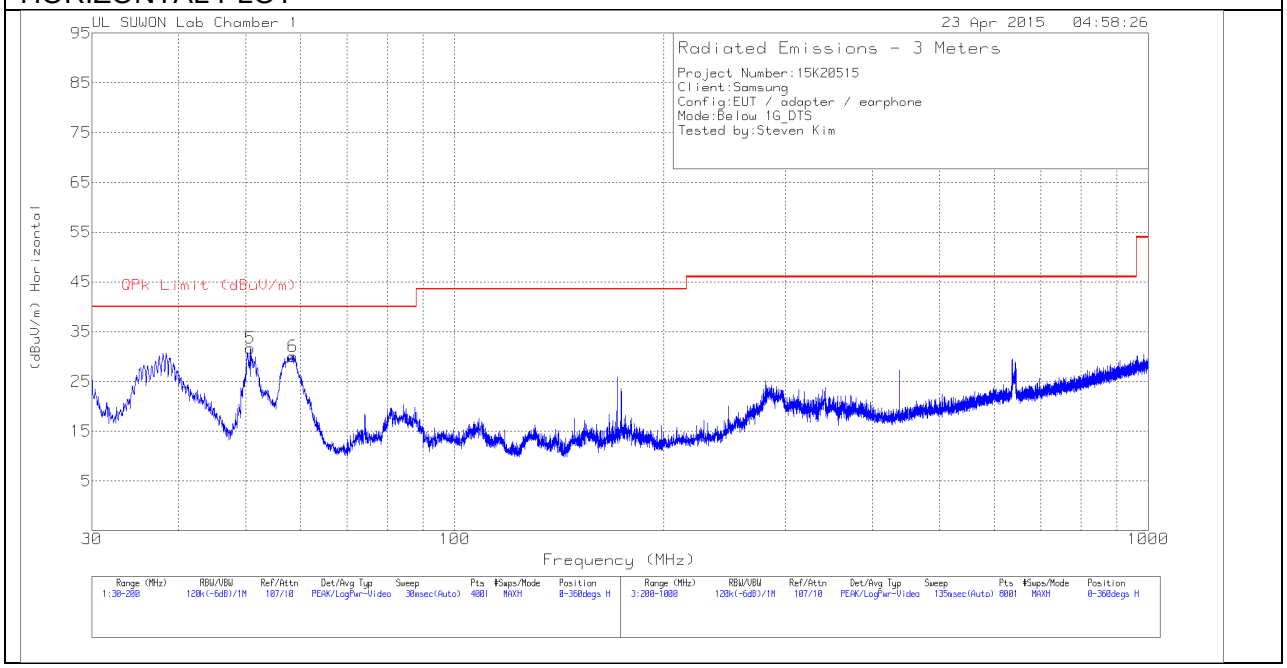

SPURIOUS EMISSIONS 30 TO 1000 MHz (WORST-CASE CONFIGURATION, VERTICAL)

VERTICAL PLOT

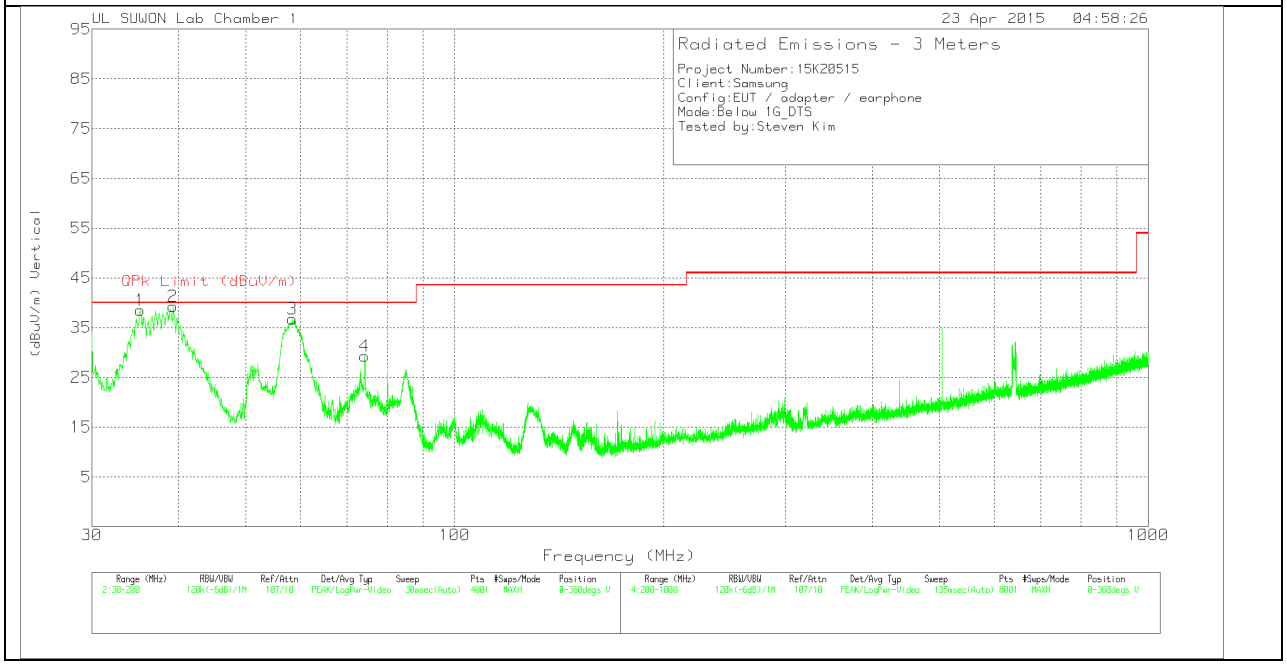

UL Korea, Ltd. Confidential
This report shall not be reproduced except in full, without the written approval of UL Korea, Ltd.

Below 1G Data

Marker	Frequency (MHz)	Meter Reading (dBuV)	Det	VULB9163-750	Bi-Log	Corrected Reading (dBuV/m)	QPk Limit (dBuV/m)	Margin (dB)	Azimuth (Degs)	Height (cm)	Polarity
5	50.7825	47.96	Pk	13.8	-30.1	31.66	40	-8.34	0-360	400	H
6	58.475	47.21	Pk	12.8	-30	30.01	40	-9.99	0-360	400	H
1	35.2275	58.28	Pk	10.6	-30.4	38.48	40	-1.52	0-360	100	V
2	39.265	57.35	Pk	12.2	-30.3	39.25	40	-.75	0-360	100	V
3	58.3475	53.96	Pk	12.8	-30	36.76	40	-3.24	0-360	100	V
4	74.2	50.43	Pk	8.5	-29.7	29.23	40	-10.77	0-360	100	V

Pk - Peak detector

Radiated Emissions

Frequency (MHz)	Meter Reading (dBuV)	Det	VULB9163-750	Bi-Log	Corrected Reading (dBuV/m)	QPk Limit (dBuV/m)	Margin (dB)	Azimuth (Degs)	Height (cm)	Polarity
35.29	52.79	Qp	10.6	-30.4	32.99	40	-7.01	21	135	V
39.321	51.86	Qp	12.2	-30.3	33.76	40	-6.24	360	107	V

Qp - Quasi-Peak detector

UL Korea, Ltd. Suwon Laboratory FORM ID: FCC_15C
218 Maeyeong-ro, Yeongtong-gu, Suwon-si, Gyeonggi-do, 443-823, Korea TEL: (031) 337-9902 FAX: (031) 213-5433
UL Korea, Ltd. Confidential
This report shall not be reproduced except in full, without the written approval of UL Korea, Ltd.

12. AC POWER LINE CONDUCTED EMISSIONS

LIMITS

FCC §15.207 (a)

Frequency of Emission (MHz)	Conducted Limit (dBuV)	
	Quasi-peak	Average
0.15-0.5	66 to 56 *	56 to 46 *
0.5-5	56	46
5-30	60	50

* Decreases with the logarithm of the frequency.

TEST PROCEDURE

The EUT is placed on a non-conducting table 40 cm from the vertical ground plane and 80 cm above the horizontal ground plane. The EUT is configured in accordance with ANSI C63.4 2009.

The receiver is set to a resolution bandwidth of 9 kHz. Peak detection is used unless otherwise noted as quasi-peak or average.

Line conducted data is recorded for both NEUTRAL and HOT lines.

UL Korea, Ltd. Suwon Laboratory FORM ID: FCC_15C
218 Maeyeong-ro, Yeongtong-gu, Suwon-si, Gyeonggi-do, 443-823, Korea TEL: (031) 337-9902 FAX: (031) 213-5433
UL Korea, Ltd. Confidential
This report shall not be reproduced except in full, without the written approval of UL Korea, Ltd.

RESULTS

6 WORST EMISSIONS

LINE 1 PLOT

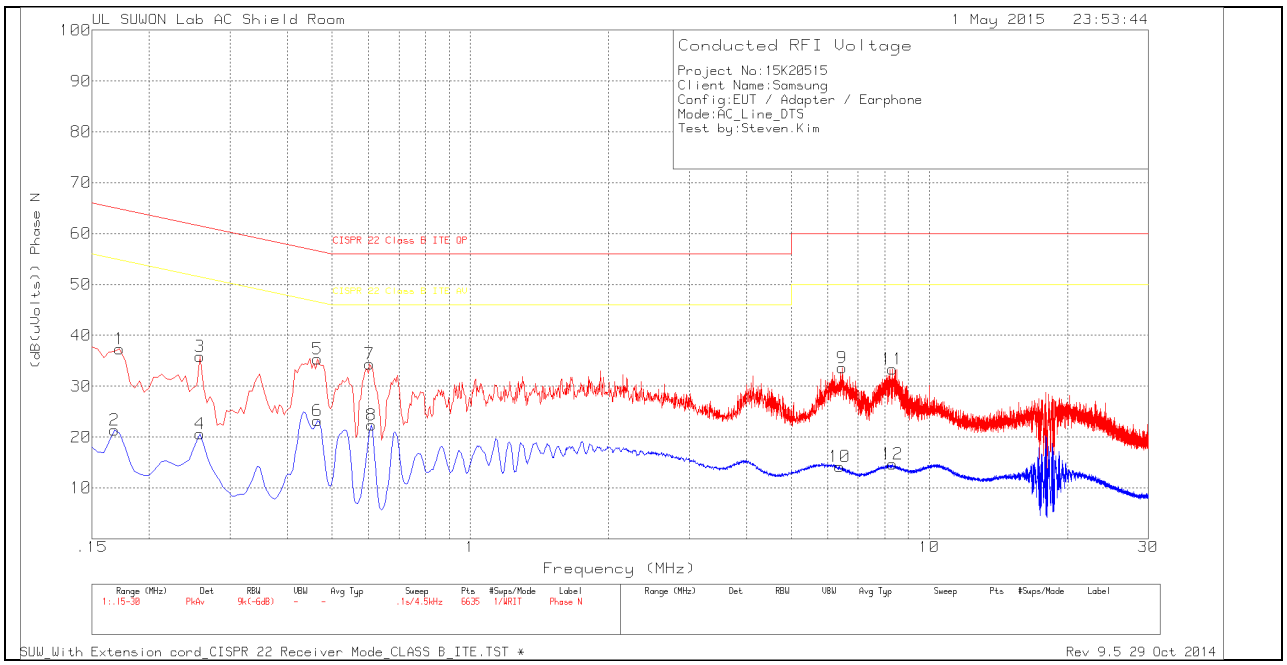

LINE 1 RESULTS

Phase N .15 - 30MHz

Marker	Frequency (MHz)	Meter Reading (dBuV)	Det	LISN HPF ON and Extension cord	CE Shield Room	Corrected Reading (dBuV)	CISPR 22 Class B ITE QP	Margin (dB)	CISPR 22 Class B ITE AV	Margin (dB)
1	.1725	27.07	Pk	10.2	0	37.27	64.84	-27.57	-	-
2	.168	11.28	Av	10.1	0	21.38	-	-	55.06	-33.68
3	.258	26.13	Pk	9.7	0	35.83	61.5	-25.67	-	-
4	.258	10.87	Av	9.7	0	20.57	-	-	51.5	-30.93
5	.465	25.23	Pk	10.1	0	35.33	56.6	-21.27	-	-
6	.465	13.07	Av	10.1	0	23.17	-	-	46.6	-23.43
7	.6045	24.38	Pk	10	0	34.38	56	-21.62	-	-
8	.609	12.35	Av	10	0	22.35	-	-	46	-23.65
9	6.468	23.57	Pk	9.9	.1	33.57	60	-26.43	-	-
10	6.3735	4.16	Av	9.9	.1	14.16	-	-	50	-35.84
11	8.313	23.32	Pk	9.9	.1	33.32	60	-26.68	-	-
12	8.322	4.74	Av	9.9	.1	14.74	-	-	50	-35.26

Pk - Peak detector

Av - Average detection

UL Korea, Ltd. Confidential
This report shall not be reproduced except in full, without the written approval of UL Korea, Ltd.

LINE 2 PLOT

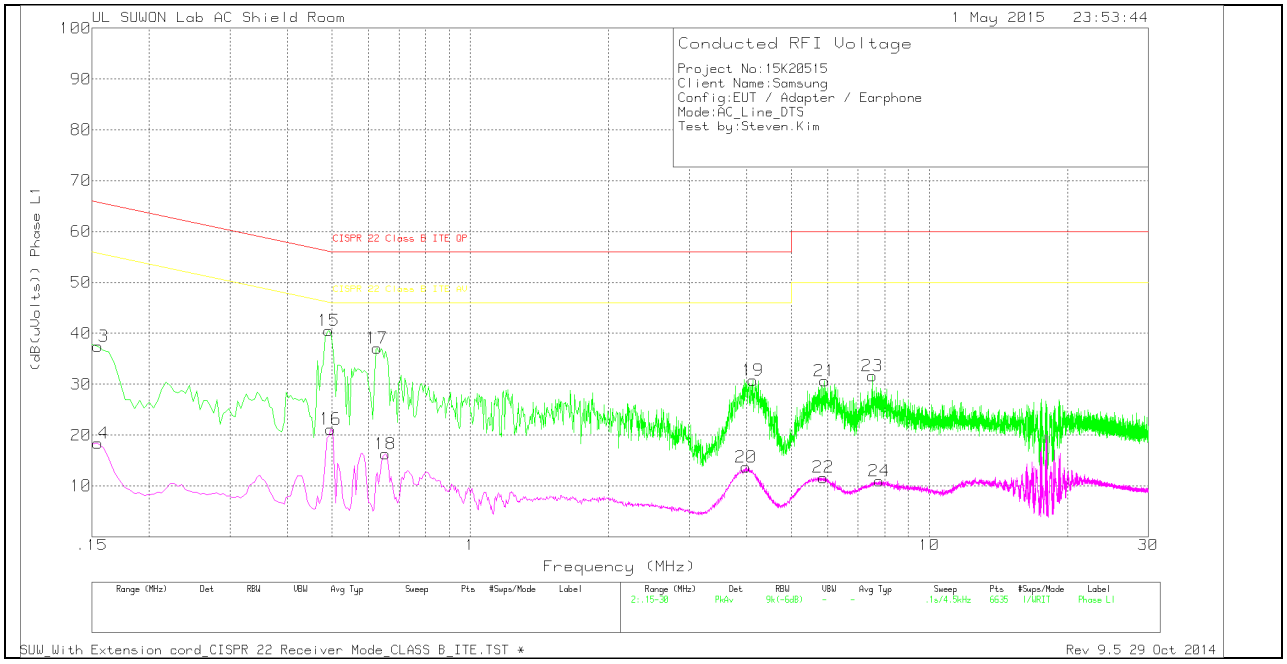

LINE 2 RESULTS

Phase L1 .15 - 30MHz

Marker	Frequency (MHz)	Meter Reading (dBuV)	Det	101837_with extension cord_L1	CE Shield Room	Corrected Reading (dBuV)	CISPR 22 Class B ITE QP	Margin (dB)	CISPR 22 Class B ITE AV	Margin (dB)
13	.1545	27.56	Pk	9.9	0	37.46	65.75	-28.29	-	-
14	.1545	8.51	Av	9.9	0	18.41	-	-	55.75	-37.34
15	.492	30.39	Pk	10.1	0	40.49	56.13	-15.64	-	-
16	.4965	11.08	Av	10.1	0	21.18	-	-	46.06	-24.88
17	.627	27.02	Pk	10.1	0	37.12	56	-18.88	-	-
18	.654	6.16	Av	10.1	0	16.26	-	-	46	-29.74
19	4.1325	20.87	Pk	9.8	.1	30.77	56	-25.23	-	-
20	3.984	3.78	Av	9.8	.1	13.68	-	-	46	-32.32
21	5.9145	20.75	Pk	9.8	.1	30.65	60	-29.35	-	-
22	5.874	1.76	Av	9.8	.1	11.66	-	-	50	-38.34
23	7.5255	21.67	Pk	9.9	.1	31.67	60	-28.33	-	-
24	7.791	.97	Av	9.9	.1	10.97	-	-	50	-39.03

Pk - Peak detector

Av - Average detection

UL Korea, Ltd. Suwon Laboratory FORM ID: FCC_15C
218 Maeyeong-ro, Yeongtong-gu, Suwon-si, Gyeonggi-do, 443-823, Korea TEL: (031) 337-9902 FAX: (031) 213-5433
UL Korea, Ltd. Confidential
This report shall not be reproduced except in full, without the written approval of UL Korea, Ltd.