▣ Test Plots(802.11ac(VHT40))

Note:

In order to simplify the report, attached plots were only channel of highest power.

UNII 1 (Ch. 46)	UNII 2A (Ch. 54)
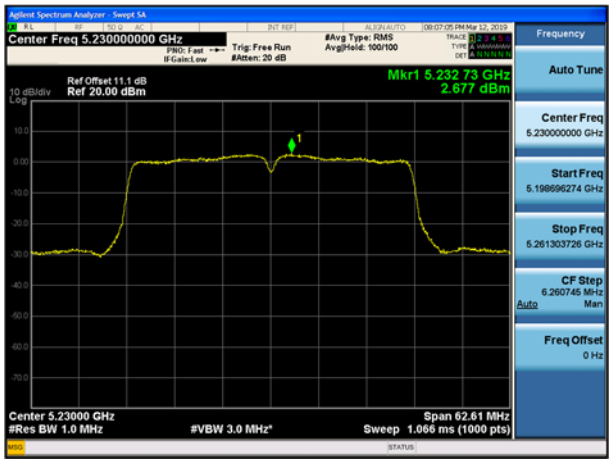	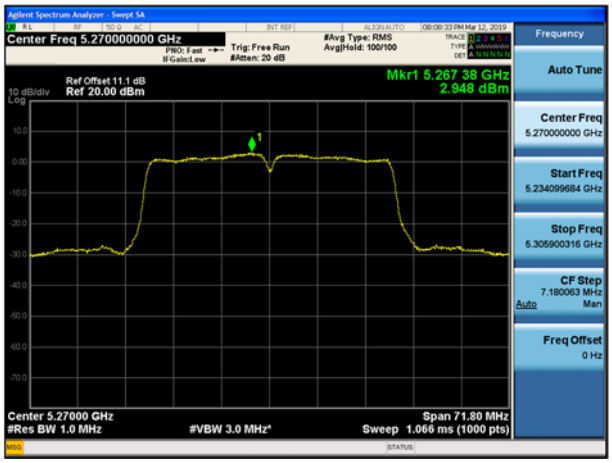

UNII 2C (Ch. 118)	UNII 3 (Ch. 151)
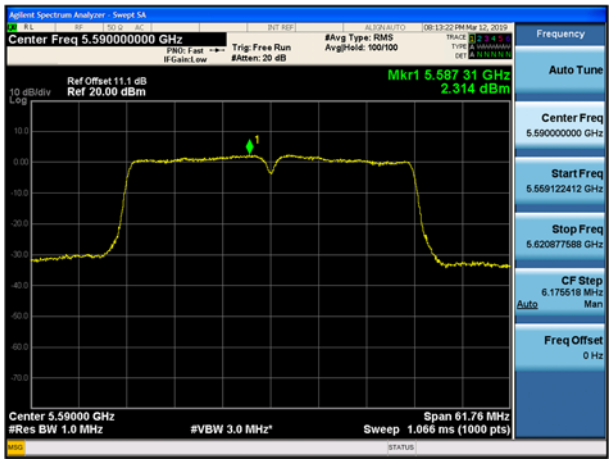	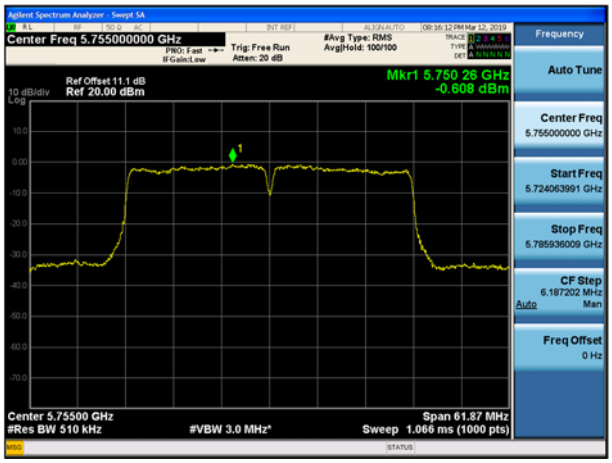

▣ Test Plots(802.11ac(VHT80))

Note:

In order to simplify the report, attached plots were only channel of highest power.

UNII 1 (Ch. 42)	UNII 2A (Ch. 58)
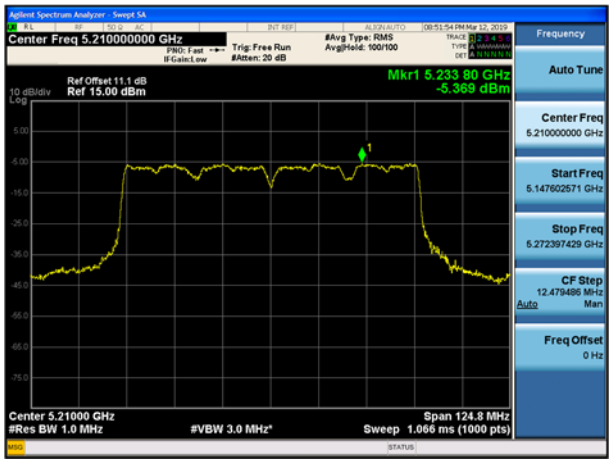	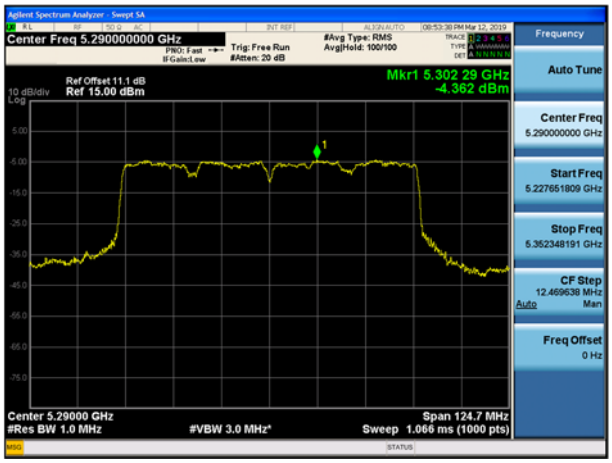

UNII 2C (Ch. 122)	UNII 3 (Ch. 155)

10.6 FREQUENCY STABILITY.

10.6.1 20MHz BW

Startup after the EUT is energized

OPERATING BAND: UNII Band 1
OPERATING FREQUENCY: 5,180,000,000 Hz
CHANNEL: 36
REFERENCE VOLTAGE: 3.85 VDC

Voltage (%)	Power (VDC)	Temp. (℃)	Frequency (kHz)	Frequency Error (kHz)
100%	3.85	+20(Ref)	5180093.13	93.13
100%		-30	5180084.42	84.42
100%		-20	5180037.14	37.14
100%		-10	5180023.05	23.05
100%		0	5180009.90	9.90
100%		+10	5180061.38	61.38
100%		+30	5180002.69	2.69
100%		+40	5180009.04	9.04
100%		+50	5180013.28	13.28
End. Point	3.40	+20	5180060.81	60.81

Note:

Based on the results of the frequency stability test shown above the frequency deviation results measured are very small. As such it is determined that the channels at the band edge would remain in-band when the maximum measured frequency error noted during the frequency stability tests is applied. Therefore the device is determined to remain operating in band over the temperature and voltage range as tested.

OPERATING BAND: UNII Band 2A
OPERATING FREQUENCY: 5,260,000,000 Hz
CHANNEL: 52
REFERENCE VOLTAGE: 3.85 VDC

Voltage (%)	Power (VDC)	Temp. (℃)	Frequency (kHz)	Frequency Error (kHz)
100%	3.85	+20(Ref)	5260023.91	23.91
100%		-30	5260090.52	90.52
100%		-20	5260008.33	8.33
100%		-10	5260082.71	82.71
100%		0	5260013.90	13.9
100%		+10	5260063.02	63.02
100%		+30	5260036.73	36.73
100%		+40	5260005.39	5.39
100%		+50	5260097.07	97.07
End. Point	3.40	+20	5260031.99	31.99

Note:

Based on the results of the frequency stability test shown above the frequency deviation results measured are very small. As such it is determined that the channels at the band edge would remain in-band when the maximum measured frequency error noted during the frequency stability tests is applied. Therefore the device is determined to remain operating in band over the temperature and voltage range as tested.

OPERATING BAND: UNII Band 2C
OPERATING FREQUENCY: 5,500,000,000 Hz
CHANNEL: 100
REFERENCE VOLTAGE: 3.85 VDC

Voltage (%)	Power (VDC)	Temp. (℃)	Frequency (kHz)	Frequency Error (kHz)
100%	3.85	+20(Ref)	5500051.02	51.02
100%		-30	5500083.44	83.44
100%		-20	5500068.41	68.41
100%		-10	5500054.68	54.68
100%		0	5500040.19	40.19
100%		+10	5500030.67	30.67
100%		+30	5500007.60	7.6
100%		+40	5500093.93	93.93
100%		+50	5500045.46	45.46
End. Point	3.40	+20	5500012.03	12.03

Note:

Based on the results of the frequency stability test shown above the frequency deviation results measured are very small. As such it is determined that the channels at the band edge would remain in-band when the maximum measured frequency error noted during the frequency stability tests is applied. Therefore the device is determined to remain operating in band over the temperature and voltage range as tested.

OPERATING BAND: UNII Band 3
OPERATING FREQUENCY: 5,745,000,000 Hz
CHANNEL: 149
REFERENCE VOLTAGE: 3.85 VDC

Voltage (%)	Power (VDC)	Temp. (℃)	Frequency (kHz)	Frequency Error (kHz)
100%	3.85	+20(Ref)	5745014.99	14.99
100%		-30	5745025.23	25.23
100%		-20	5745031.48	31.48
100%		-10	5745040.52	40.52
100%		0	5745050.88	50.88
100%		+10	5745089.75	89.75
100%		+30	5745068.41	68.41
100%		+40	5745050.91	50.91
100%		+50	5745047.34	47.34
End. Point	3.40	+20	5745094.63	94.63

Note:

Based on the results of the frequency stability test shown above the frequency deviation results measured are very small. As such it is determined that the channels at the band edge would remain in-band when the maximum measured frequency error noted during the frequency stability tests is applied. Therefore the device is determined to remain operating in band over the temperature and voltage range as tested.

2 minutes after the EUT is energized

OPERATING BAND: UNII Band 1
OPERATING FREQUENCY: 5,180,000,000 Hz
CHANNEL: 36
REFERENCE VOLTAGE: 3.85 VDC

Voltage (%)	Power (VDC)	Temp. (℃)	Frequency (kHz)	Frequency Error (kHz)
100%	3.85	+20(Ref)	5180065.85	65.85
100%		-30	5180058.34	58.34
100%		-20	5180040.28	40.28
100%		-10	5180057.06	57.06
100%		0	5180049.49	49.49
100%		+10	5180013.20	13.20
100%		+30	5180001.44	1.44
100%		+40	5180077.26	77.26
100%		+50	5180036.87	36.87
End. Point	3.40	+20	5180050.79	50.79

Note:

Based on the results of the frequency stability test shown above the frequency deviation results measured are very small. As such it is determined that the channels at the band edge would remain in-band when the maximum measured frequency error noted during the frequency stability tests is applied. Therefore the device is determined to remain operating in band over the temperature and voltage range as tested.

OPERATING BAND: UNII Band 2A
OPERATING FREQUENCY: 5,260,000,000 Hz
CHANNEL: 52
REFERENCE VOLTAGE: 3.85 VDC

Voltage (%)	Power (VDC)	Temp. (℃)	Frequency (kHz)	Frequency Error (kHz)
100%	3.85	+20(Ref)	5260065.16	65.16
100%		-30	5260023.86	23.86
100%		-20	5260067.37	67.37
100%		-10	5260097.32	97.32
100%		0	5260094.49	94.49
100%		+10	5260025.07	25.07
100%		+30	5260033.21	33.21
100%		+40	5260042.79	42.79
100%		+50	5260041.34	41.34
End. Point	3.40	+20	5260032.79	32.79

Note:

Based on the results of the frequency stability test shown above the frequency deviation results measured are very small. As such it is determined that the channels at the band edge would remain in-band when the maximum measured frequency error noted during the frequency stability tests is applied. Therefore the device is determined to remain operating in band over the temperature and voltage range as tested.

OPERATING BAND: UNII Band 2C
OPERATING FREQUENCY: 5,500,000,000 Hz
CHANNEL: 100
REFERENCE VOLTAGE: 3.85 VDC

Voltage (%)	Power (VDC)	Temp. (℃)	Frequency (kHz)	Frequency Error (kHz)
100%	3.85	+20(Ref)	5500073.54	73.54
100%		-30	5500097.88	97.88
100%		-20	5500024.26	24.26
100%		-10	5500075.59	75.59
100%		0	5500010.68	10.68
100%		+10	5500005.89	5.89
100%		+30	5500039.96	39.96
100%		+40	5500069.25	69.25
100%		+50	5500052.92	52.92
End. Point	3.40	+20	5500097.55	97.55

Note:

Based on the results of the frequency stability test shown above the frequency deviation results measured are very small. As such it is determined that the channels at the band edge would remain in-band when the maximum measured frequency error noted during the frequency stability tests is applied. Therefore the device is determined to remain operating in band over the temperature and voltage range as tested.

OPERATING BAND: UNII Band 3
OPERATING FREQUENCY: 5,745,000,000 Hz
CHANNEL: 149
REFERENCE VOLTAGE: 3.85 VDC

Voltage (%)	Power (VDC)	Temp. (℃)	Frequency (kHz)	Frequency Error (kHz)
100%	3.85	+20(Ref)	5745067.68	67.68
100%		-30	5745053.18	53.18
100%		-20	5745003.30	3.3
100%		-10	5745050.18	50.18
100%		0	5745087.98	87.98
100%		+10	5745056.32	56.32
100%		+30	5745008.87	8.87
100%		+40	5745087.56	87.56
100%		+50	5745028.76	28.76
End. Point	3.40	+20	5745022.40	22.4

Note:

Based on the results of the frequency stability test shown above the frequency deviation results measured are very small. As such it is determined that the channels at the band edge would remain in-band when the maximum measured frequency error noted during the frequency stability tests is applied. Therefore the device is determined to remain operating in band over the temperature and voltage range as tested.

5 minutes after the EUT is energized

OPERATING BAND: UNII Band 1
OPERATING FREQUENCY: 5,180,000,000 Hz
CHANNEL: 36
REFERENCE VOLTAGE: 3.85 VDC

Voltage (%)	Power (VDC)	Temp. (℃)	Frequency (kHz)	Frequency Error (kHz)
100%	3.85	+20(Ref)	5180060.39	60.39
100%		-30	5180047.63	47.63
100%		-20	5180042.33	42.33
100%		-10	5180013.51	13.51
100%		0	5180001.75	1.75
100%		+10	5180072.03	72.03
100%		+30	5180069.95	69.95
100%		+40	5180092.74	92.74
100%		+50	5180074.34	74.34
End. Point	3.40	+20	5180063.73	63.73

Note:

Based on the results of the frequency stability test shown above the frequency deviation results measured are very small. As such it is determined that the channels at the band edge would remain in-band when the maximum measured frequency error noted during the frequency stability tests is applied. Therefore the device is determined to remain operating in band over the temperature and voltage range as tested.

OPERATING BAND: UNII Band 2A
OPERATING FREQUENCY: 5,260,000,000 Hz
CHANNEL: 52
REFERENCE VOLTAGE: 3.85 VDC

Voltage (%)	Power (VDC)	Temp. (℃)	Frequency (kHz)	Frequency Error (kHz)
100%	3.85	+20(Ref)	5260061.51	61.51
100%		-30	5260034.71	34.71
100%		-20	5260096.24	96.24
100%		-10	5260099.95	99.95
100%		0	5260043.44	43.44
100%		+10	5260041.97	41.97
100%		+30	5260007.10	7.1
100%		+40	5260027.12	27.12
100%		+50	5260018.71	18.71
End. Point	3.40	+20	5260058.94	58.94

Note:

Based on the results of the frequency stability test shown above the frequency deviation results measured are very small. As such it is determined that the channels at the band edge would remain in-band when the maximum measured frequency error noted during the frequency stability tests is applied. Therefore the device is determined to remain operating in band over the temperature and voltage range as tested.

OPERATING BAND: UNII Band 2C
OPERATING FREQUENCY: 5,500,000,000 Hz
CHANNEL: 100
REFERENCE VOLTAGE: 3.85 VDC

Voltage (%)	Power (VDC)	Temp. (℃)	Frequency (kHz)	Frequency Error (kHz)
100%	3.85	+20(Ref)	5500062.67	62.67
100%		-30	5500036.74	36.74
100%		-20	5500016.10	16.1
100%		-10	5500084.60	84.6
100%		0	5500056.63	56.63
100%		+10	5500072.74	72.74
100%		+30	5500009.08	9.08
100%		+40	5500079.69	79.69
100%		+50	5500035.54	35.54
End. Point	3.40	+20	5500038.23	38.23

Note:

Based on the results of the frequency stability test shown above the frequency deviation results measured are very small. As such it is determined that the channels at the band edge would remain in-band when the maximum measured frequency error noted during the frequency stability tests is applied. Therefore the device is determined to remain operating in band over the temperature and voltage range as tested.

OPERATING BAND: UNII Band 3
OPERATING FREQUENCY: 5,745,000,000 Hz
CHANNEL: 149
REFERENCE VOLTAGE: 3.85 VDC

Voltage (%)	Power (VDC)	Temp. (℃)	Frequency (kHz)	Frequency Error (kHz)
100%	3.85	+20(Ref)	5745045.46	45.46
100%		-30	5745003.99	3.99
100%		-20	5745052.10	52.1
100%		-10	5745054.28	54.28
100%		0	5745019.81	19.81
100%		+10	5745030.76	30.76
100%		+30	5745010.65	10.65
100%		+40	5745079.60	79.6
100%		+50	5745053.65	53.65
End. Point	3.40	+20	5745081.33	81.33

Note:

Based on the results of the frequency stability test shown above the frequency deviation results measured are very small. As such it is determined that the channels at the band edge would remain in-band when the maximum measured frequency error noted during the frequency stability tests is applied. Therefore the device is determined to remain operating in band over the temperature and voltage range as tested.

10 minutes after the EUT is energized

OPERATING BAND: UNII Band 1
OPERATING FREQUENCY: 5,180,000,000 Hz
CHANNEL: 36
REFERENCE VOLTAGE: 3.85 VDC

Voltage (%)	Power (VDC)	Temp. (℃)	Frequency (kHz)	Frequency Error (kHz)
100%	3.85	+20(Ref)	5180008.94	8.94
100%		-30	5180068.65	68.65
100%		-20	5180070.43	70.43
100%		-10	5180024.02	24.02
100%		0	5180068.85	68.85
100%		+10	5180046.53	46.53
100%		+30	5180081.09	81.09
100%		+40	5180071.49	71.49
100%		+50	5180097.82	97.82
End. Point	3.40	+20	5180049.51	49.51

Note:

Based on the results of the frequency stability test shown above the frequency deviation results measured are very small. As such it is determined that the channels at the band edge would remain in-band when the maximum measured frequency error noted during the frequency stability tests is applied. Therefore the device is determined to remain operating in band over the temperature and voltage range as tested.

OPERATING BAND: UNII Band 2A
OPERATING FREQUENCY: 5,260,000,000 Hz
CHANNEL: 52
REFERENCE VOLTAGE: 3.85 VDC

Voltage (%)	Power (VDC)	Temp. (℃)	Frequency (kHz)	Frequency Error (kHz)
100%	3.85	+20(Ref)	5260061.42	61.42
100%		-30	5260026.72	26.72
100%		-20	5260059.90	59.9
100%		-10	5260074.71	74.71
100%		0	5260032.08	32.08
100%		+10	5260070.43	70.43
100%		+30	5260077.09	77.09
100%		+40	5260031.86	31.86
100%		+50	5260061.54	61.54
End. Point	3.40	+20	5260037.83	37.83

Note:

Based on the results of the frequency stability test shown above the frequency deviation results measured are very small. As such it is determined that the channels at the band edge would remain in-band when the maximum measured frequency error noted during the frequency stability tests is applied. Therefore the device is determined to remain operating in band over the temperature and voltage range as tested.

OPERATING BAND: UNII Band 2C
OPERATING FREQUENCY: 5,500,000,000 Hz
CHANNEL: 100
REFERENCE VOLTAGE: 3.85 VDC

Voltage (%)	Power (VDC)	Temp. (℃)	Frequency (kHz)	Frequency Error (kHz)
100%	3.85	+20(Ref)	5500082.13	82.13
100%		-30	5500073.31	73.31
100%		-20	5500078.18	78.18
100%		-10	5500059.24	59.24
100%		0	5500064.78	64.78
100%		+10	5500007.68	7.68
100%		+30	5500060.28	60.28
100%		+40	5500011.59	11.59
100%		+50	5500046.36	46.36
End. Point	3.40	+20	5500058.31	58.31

Note:

Based on the results of the frequency stability test shown above the frequency deviation results measured are very small. As such it is determined that the channels at the band edge would remain in-band when the maximum measured frequency error noted during the frequency stability tests is applied. Therefore the device is determined to remain operating in band over the temperature and voltage range as tested.

OPERATING BAND: UNII Band 3
OPERATING FREQUENCY: 5,745,000,000 Hz
CHANNEL: 149
REFERENCE VOLTAGE: 3.85 VDC

Voltage (%)	Power (VDC)	Temp. (℃)	Frequency (kHz)	Frequency Error (kHz)
100%	3.85	+20(Ref)	5745063.71	63.71
100%		-30	5745083.55	83.55
100%		-20	5745035.83	35.83
100%		-10	5745006.55	6.55
100%		0	5745014.13	14.13
100%		+10	5745072.02	72.02
100%		+30	5745044.09	44.09
100%		+40	5745097.53	97.53
100%		+50	5745083.10	83.10
End. Point	3.40	+20	5745093.72	93.72

Note:

Based on the results of the frequency stability test shown above the frequency deviation results measured are very small. As such it is determined that the channels at the band edge would remain in-band when the maximum measured frequency error noted during the frequency stability tests is applied. Therefore the device is determined to remain operating in band over the temperature and voltage range as tested.

10.6.2 40MHz BW

Startup after the EUT is energized

OPERATING BAND: UNII Band 1
OPERATING FREQUENCY: 5,190,000,000 Hz
CHANNEL: 38
REFERENCE VOLTAGE: 3.85 VDC

Voltage (%)	Power (VDC)	Temp. (℃)	Frequency (kHz)	Frequency Error (kHz)
100%	3.85	+20(Ref)	5190094.17	94.17
100%		-30	5190071.84	71.84
100%		-20	5190042.15	42.15
100%		-10	5190089.66	89.66
100%		0	5190094.20	94.20
100%		+10	5190059.62	59.62
100%		+30	5190086.34	86.34
100%		+40	5190039.09	39.09
100%		+50	5190040.48	40.48
End. Point	3.40	+20	5190015.95	15.95

Note:

Based on the results of the frequency stability test shown above the frequency deviation results measured are very small. As such it is determined that the channels at the band edge would remain in-band when the maximum measured frequency error noted during the frequency stability tests is applied. Therefore the device is determined to remain operating in band over the temperature and voltage range as tested.

OPERATING BAND: UNII Band 2A
OPERATING FREQUENCY: 5,270,000,000 Hz
CHANNEL: 54
REFERENCE VOLTAGE: 3.85 VDC

Voltage (%)	Power (VDC)	Temp. (℃)	Frequency (kHz)	Frequency Error (kHz)
100%	3.85	+20(Ref)	5270088.13	88.13
100%		-30	5270057.15	57.15
100%		-20	5270075.11	75.11
100%		-10	5270098.43	98.43
100%		0	5270041.29	41.29
100%		+10	5270032.65	32.65
100%		+30	5270085.34	85.34
100%		+40	5270014.90	14.9
100%		+50	5270007.55	7.55
End. Point	3.40	+20	5270010.03	10.03

Note:

Based on the results of the frequency stability test shown above the frequency deviation results measured are very small. As such it is determined that the channels at the band edge would remain in-band when the maximum measured frequency error noted during the frequency stability tests is applied. Therefore the device is determined to remain operating in band over the temperature and voltage range as tested.

OPERATING BAND: UNII Band 2C
OPERATING FREQUENCY: 5,510,000,000 Hz
CHANNEL: 102
REFERENCE VOLTAGE: 3.85 VDC

Voltage (%)	Power (VDC)	Temp. (℃)	Frequency (kHz)	Frequency Error (kHz)
100%	3.85	+20(Ref)	5510034.07	34.07
100%		-30	5510066.79	66.79
100%		-20	5510043.99	43.99
100%		-10	5510036.74	36.74
100%		0	5510043.50	43.5
100%		+10	5510041.77	41.77
100%		+30	5510004.02	4.02
100%		+40	5510040.44	40.44
100%		+50	5510019.19	19.19
End. Point	3.40	+20	5510024.78	24.78

Note:

Based on the results of the frequency stability test shown above the frequency deviation results measured are very small. As such it is determined that the channels at the band edge would remain in-band when the maximum measured frequency error noted during the frequency stability tests is applied. Therefore the device is determined to remain operating in band over the temperature and voltage range as tested.

OPERATING BAND: UNII Band 3
OPERATING FREQUENCY: 5,755,000,000 Hz
CHANNEL: 151
REFERENCE VOLTAGE: 3.85 VDC

Voltage (%)	Power (VDC)	Temp. (℃)	Frequency (kHz)	Frequency Error (kHz)
100%	3.85	+20(Ref)	5755072.34	72.34
100%		-30	5755090.19	90.19
100%		-20	5755029.99	29.99
100%		-10	5755065.22	65.22
100%		0	5755069.07	69.07
100%		+10	5755071.92	71.92
100%		+30	5755009.77	9.77
100%		+40	5755091.37	91.37
100%		+50	5755056.51	56.51
End. Point	3.40	+20	5755097.51	97.51

Note:

Based on the results of the frequency stability test shown above the frequency deviation results measured are very small. As such it is determined that the channels at the band edge would remain in-band when the maximum measured frequency error noted during the frequency stability tests is applied. Therefore the device is determined to remain operating in band over the temperature and voltage range as tested.

2 minutes after the EUT is energized

OPERATING BAND: UNII Band 1
OPERATING FREQUENCY: 5,190,000,000 Hz
CHANNEL: 38
REFERENCE VOLTAGE: 3.85 VDC

Voltage (%)	Power (VDC)	Temp. (℃)	Frequency (kHz)	Frequency Error (kHz)
100%	3.85	+20(Ref)	5190041.32	41.32
100%		-30	5190094.50	94.50
100%		-20	5190039.34	39.34
100%		-10	5190030.61	30.61
100%		0	5190091.67	91.67
100%		+10	5190074.33	74.33
100%		+30	5190086.31	86.31
100%		+40	5190063.71	63.71
100%		+50	5190072.05	72.05
End. Point	3.40	+20	5190068.05	68.05

Note:

Based on the results of the frequency stability test shown above the frequency deviation results measured are very small. As such it is determined that the channels at the band edge would remain in-band when the maximum measured frequency error noted during the frequency stability tests is applied. Therefore the device is determined to remain operating in band over the temperature and voltage range as tested.

OPERATING BAND: UNII Band 2A
OPERATING FREQUENCY: 5,270,000,000 Hz
CHANNEL: 54
REFERENCE VOLTAGE: 3.85 VDC

Voltage (%)	Power (VDC)	Temp. (℃)	Frequency (kHz)	Frequency Error (kHz)
100%	3.85	+20(Ref)	5270097.41	97.41
100%		-30	5270082.64	82.64
100%		-20	5270044.84	44.84
100%		-10	5270034.53	34.53
100%		0	5270059.45	59.45
100%		+10	5270055.98	55.98
100%		+30	5270048.68	48.68
100%		+40	5270045.55	45.55
100%		+50	5270091.73	91.73
End. Point	3.40	+20	5270093.19	93.19

Note:

Based on the results of the frequency stability test shown above the frequency deviation results measured are very small. As such it is determined that the channels at the band edge would remain in-band when the maximum measured frequency error noted during the frequency stability tests is applied. Therefore the device is determined to remain operating in band over the temperature and voltage range as tested.

OPERATING BAND: UNII Band 2C
OPERATING FREQUENCY: 5,510,000,000 Hz
CHANNEL: 102
REFERENCE VOLTAGE: 3.85 VDC

Voltage (%)	Power (VDC)	Temp. (℃)	Frequency (kHz)	Frequency Error (kHz)
100%	3.85	+20(Ref)	5510043.61	43.61
100%		-30	5510077.78	77.78
100%		-20	5510020.73	20.73
100%		-10	5510001.85	1.85
100%		0	5510055.48	55.48
100%		+10	5510035.51	35.51
100%		+30	5510079.42	79.42
100%		+40	5510086.07	86.07
100%		+50	5510033.06	33.06
End. Point	3.40	+20	5510075.13	75.13

Note:

Based on the results of the frequency stability test shown above the frequency deviation results measured are very small. As such it is determined that the channels at the band edge would remain in-band when the maximum measured frequency error noted during the frequency stability tests is applied. Therefore the device is determined to remain operating in band over the temperature and voltage range as tested.

OPERATING BAND: UNII Band 3
OPERATING FREQUENCY: 5,755,000,000 Hz
CHANNEL: 151
REFERENCE VOLTAGE: 3.85 VDC

Voltage (%)	Power (VDC)	Temp. (℃)	Frequency (kHz)	Frequency Error (kHz)
100%	3.85	+20(Ref)	5755066.18	66.18
100%		-30	5755064.25	64.25
100%		-20	5755063.12	63.12
100%		-10	5755058.91	58.91
100%		0	5755084.47	84.47
100%		+10	5755046.26	46.26
100%		+30	5755092.58	92.58
100%		+40	5755068.98	68.98
100%		+50	5755004.87	4.87
End. Point	3.40	+20	5755013.64	13.64

Note:

Based on the results of the frequency stability test shown above the frequency deviation results measured are very small. As such it is determined that the channels at the band edge would remain in-band when the maximum measured frequency error noted during the frequency stability tests is applied. Therefore the device is determined to remain operating in band over the temperature and voltage range as tested.

5 minutes after the EUT is energized

OPERATING BAND: UNII Band 1
OPERATING FREQUENCY: 5,190,000,000 Hz
CHANNEL: 38
REFERENCE VOLTAGE: 3.85 VDC

Voltage (%)	Power (VDC)	Temp. (℃)	Frequency (kHz)	Frequency Error (kHz)
100%	3.85	+20(Ref)	5190042.57	42.57
100%		-30	5190075.80	75.80
100%		-20	5190060.51	60.51
100%		-10	5190047.16	47.16
100%		0	5190023.40	23.40
100%		+10	5190004.67	4.67
100%		+30	5190023.57	23.57
100%		+40	5190047.38	47.38
100%		+50	5190023.48	23.48
End. Point	3.40	+20	5190017.62	17.62

Note:

Based on the results of the frequency stability test shown above the frequency deviation results measured are very small. As such it is determined that the channels at the band edge would remain in-band when the maximum measured frequency error noted during the frequency stability tests is applied. Therefore the device is determined to remain operating in band over the temperature and voltage range as tested.

OPERATING BAND: UNII Band 2A
OPERATING FREQUENCY: 5,270,000,000 Hz
CHANNEL: 54
REFERENCE VOLTAGE: 3.85 VDC

Voltage (%)	Power (VDC)	Temp. (℃)	Frequency (kHz)	Frequency Error (kHz)
100%	3.85	+20(Ref)	5270093.60	93.60
100%		-30	5270057.54	57.54
100%		-20	5270049.06	49.06
100%		-10	5270008.63	8.63
100%		0	5270027.46	27.46
100%		+10	5270028.92	28.92
100%		+30	5270011.50	11.5
100%		+40	5270094.89	94.89
100%		+50	5270043.38	43.38
End. Point	3.40	+20	5270002.31	2.31

Note:

Based on the results of the frequency stability test shown above the frequency deviation results measured are very small. As such it is determined that the channels at the band edge would remain in-band when the maximum measured frequency error noted during the frequency stability tests is applied. Therefore the device is determined to remain operating in band over the temperature and voltage range as tested.

OPERATING BAND: UNII Band 2C
OPERATING FREQUENCY: 5,510,000,000 Hz
CHANNEL: 102
REFERENCE VOLTAGE: 3.85 VDC

Voltage (%)	Power (VDC)	Temp. (℃)	Frequency (kHz)	Frequency Error (kHz)
100%	3.85	+20(Ref)	5510010.16	10.16
100%		-30	5510036.11	36.11
100%		-20	5510062.38	62.38
100%		-10	5510021.45	21.45
100%		0	5510033.32	33.32
100%		+10	5510094.49	94.49
100%		+30	5510093.56	93.56
100%		+40	5510021.35	21.35
100%		+50	5510025.60	25.60
End. Point	3.40	+20	5510079.64	79.64

Note:

Based on the results of the frequency stability test shown above the frequency deviation results measured are very small. As such it is determined that the channels at the band edge would remain in-band when the maximum measured frequency error noted during the frequency stability tests is applied. Therefore the device is determined to remain operating in band over the temperature and voltage range as tested.

OPERATING BAND: UNII Band 3
OPERATING FREQUENCY: 5,755,000,000 Hz
CHANNEL: 151
REFERENCE VOLTAGE: 3.85 VDC

Voltage (%)	Power (VDC)	Temp. (℃)	Frequency (kHz)	Frequency Error (kHz)
100%	3.85	+20(Ref)	5755092.53	92.53
100%		-30	5755026.78	26.78
100%		-20	5755090.65	90.65
100%		-10	5755056.78	56.78
100%		0	5755056.95	56.95
100%		+10	5755064.31	64.31
100%		+30	5755047.74	47.74
100%		+40	5755066.57	66.57
100%		+50	5755091.34	91.34
End. Point	3.40	+20	5755016.65	16.65

Note:

Based on the results of the frequency stability test shown above the frequency deviation results measured are very small. As such it is determined that the channels at the band edge would remain in-band when the maximum measured frequency error noted during the frequency stability tests is applied. Therefore the device is determined to remain operating in band over the temperature and voltage range as tested.

10 minutes after the EUT is energized

OPERATING BAND: UNII Band 1
OPERATING FREQUENCY: 5,190,000,000 Hz
CHANNEL: 38
REFERENCE VOLTAGE: 3.85 VDC

Voltage (%)	Power (VDC)	Temp. (℃)	Frequency (kHz)	Frequency Error (kHz)
100%	3.85	+20(Ref)	5190034.43	34.43
100%		-30	5190046.97	46.97
100%		-20	5190040.02	40.02
100%		-10	5190062.81	62.81
100%		0	5190080.74	80.74
100%		+10	5190080.63	80.63
100%		+30	5190005.93	5.93
100%		+40	5190082.72	82.72
100%		+50	5190081.66	81.66
End. Point	3.273	+20	5190067.24	67.24

Note:

Based on the results of the frequency stability test shown above the frequency deviation results measured are very small. As such it is determined that the channels at the band edge would remain in-band when the maximum measured frequency error noted during the frequency stability tests is applied. Therefore the device is determined to remain operating in band over the temperature and voltage range as tested.

OPERATING BAND: UNII Band 2A
OPERATING FREQUENCY: 5,270,000,000 Hz
CHANNEL: 54
REFERENCE VOLTAGE: 3.85 VDC

Voltage (%)	Power (VDC)	Temp. (℃)	Frequency (kHz)	Frequency Error (kHz)
100%	3.85	+20(Ref)	5270044.13	44.13
100%		-30	5270021.79	21.79
100%		-20	5270034.63	34.63
100%		-10	5270020.23	20.23
100%		0	5270080.58	80.58
100%		+10	5270086.96	86.96
100%		+30	5270070.16	70.16
100%		+40	5270069.13	69.13
100%		+50	5270062.50	62.50
End. Point	3.40	+20	5270038.83	38.83

Note:

Based on the results of the frequency stability test shown above the frequency deviation results measured are very small. As such it is determined that the channels at the band edge would remain in-band when the maximum measured frequency error noted during the frequency stability tests is applied. Therefore the device is determined to remain operating in band over the temperature and voltage range as tested.

OPERATING BAND: UNII Band 2C
OPERATING FREQUENCY: 5,510,000,000 Hz
CHANNEL: 102
REFERENCE VOLTAGE: 3.85 VDC

Voltage (%)	Power (VDC)	Temp. (℃)	Frequency (kHz)	Frequency Error (kHz)
100%	3.85	+20(Ref)	5510056.55	56.55
100%		-30	5510020.68	20.68
100%		-20	5510025.16	25.16
100%		-10	5510079.27	79.27
100%		0	5510070.02	70.02
100%		+10	5510018.95	18.95
100%		+30	5510008.69	8.69
100%		+40	5510061.09	61.09
100%		+50	5510045.53	45.53
End. Point	3.40	+20	5510071.30	71.3

Note:

Based on the results of the frequency stability test shown above the frequency deviation results measured are very small. As such it is determined that the channels at the band edge would remain in-band when the maximum measured frequency error noted during the frequency stability tests is applied. Therefore the device is determined to remain operating in band over the temperature and voltage range as tested.

OPERATING BAND: UNII Band 3
OPERATING FREQUENCY: 5,755,000,000 Hz
CHANNEL: 151
REFERENCE VOLTAGE: 3.85 VDC

Voltage (%)	Power (VDC)	Temp. (℃)	Frequency (kHz)	Frequency Error (kHz)
100%	3.85	+20(Ref)	5755028.79	28.79
100%		-30	5755087.54	87.54
100%		-20	5755021.19	21.19
100%		-10	5755055.86	55.86
100%		0	5755009.81	9.81
100%		+10	5755093.70	93.7
100%		+30	5755076.66	76.66
100%		+40	5755042.91	42.91
100%		+50	5755025.70	25.70
End. Point	3.40	+20	5755017.20	17.2

Note:

Based on the results of the frequency stability test shown above the frequency deviation results measured are very small. As such it is determined that the channels at the band edge would remain in-band when the maximum measured frequency error noted during the frequency stability tests is applied. Therefore the device is determined to remain operating in band over the temperature and voltage range as tested.

10.6.3 80MHz BW

Startup after the EUT is energized

OPERATING BAND: UNII Band 1
OPERATING FREQUENCY: 5,210,000,000 Hz
CHANNEL: 42
REFERENCE VOLTAGE: 3.85 VDC

Voltage (%)	Power (VDC)	Temp. (℃)	Frequency (kHz)	Frequency Error (kHz)
100%	3.85	+20(Ref)	5210092.64	92.64
100%		-30	5210095.38	95.38
100%		-20	5210058.96	58.96
100%		-10	5210010.71	10.71
100%		0	5210074.45	74.45
100%		+10	5210022.24	22.24
100%		+30	5210059.26	59.26
100%		+40	5210094.99	94.99
100%		+50	5210062.40	62.40
End. Point	3.40	+20	5210058.87	58.87

Note:

Based on the results of the frequency stability test shown above the frequency deviation results measured are very small. As such it is determined that the channels at the band edge would remain in-band when the maximum measured frequency error noted during the frequency stability tests is applied. Therefore the device is determined to remain operating in band over the temperature and voltage range as tested.

OPERATING BAND: UNII Band 2A
OPERATING FREQUENCY: 5,290,000,000 Hz
CHANNEL: 58
REFERENCE VOLTAGE: 3.85 VDC

Voltage (%)	Power (VDC)	Temp. (℃)	Frequency (kHz)	Frequency Error (kHz)
100%	3.85	+20(Ref)	5290074.95	74.95
100%		-30	5290030.42	30.42
100%		-20	5290008.44	8.44
100%		-10	5290077.64	77.64
100%		0	5290034.90	34.9
100%		+10	5290028.94	28.94
100%		+30	5290045.59	45.59
100%		+40	5290032.87	32.87
100%		+50	5290071.25	71.25
End. Point	3.40	+20	5290082.33	82.33

Note:

Based on the results of the frequency stability test shown above the frequency deviation results measured are very small. As such it is determined that the channels at the band edge would remain in-band when the maximum measured frequency error noted during the frequency stability tests is applied. Therefore the device is determined to remain operating in band over the temperature and voltage range as tested.

OPERATING BAND: UNII Band 2C
OPERATING FREQUENCY: 5,530,000,000 Hz
CHANNEL: 106
REFERENCE VOLTAGE: 3.85 VDC

Voltage (%)	Power (VDC)	Temp. (℃)	Frequency (kHz)	Frequency Error (kHz)
100%	3.85	+20(Ref)	5530025.80	25.80
100%		-30	5530030.62	30.62
100%		-20	5530076.16	76.16
100%		-10	5530025.06	25.06
100%		0	5530010.56	10.56
100%		+10	5530095.61	95.61
100%		+30	5530046.19	46.19
100%		+40	5530034.58	34.58
100%		+50	5530006.35	6.35
End. Point	3.40	+20	5530071.75	71.75

Note:

Based on the results of the frequency stability test shown above the frequency deviation results measured are very small. As such it is determined that the channels at the band edge would remain in-band when the maximum measured frequency error noted during the frequency stability tests is applied. Therefore the device is determined to remain operating in band over the temperature and voltage range as tested.

OPERATING BAND: UNII Band 3
OPERATING FREQUENCY: 5,775,000,000 Hz
CHANNEL: 155
REFERENCE VOLTAGE: 3.85 VDC

Voltage (%)	Power (VDC)	Temp. (℃)	Frequency (kHz)	Frequency Error (kHz)
100%	3.85	+20(Ref)	5775055.25	55.25
100%		-30	5775076.05	76.05
100%		-20	5775068.61	68.61
100%		-10	5775076.70	76.7
100%		0	5775029.89	29.89
100%		+10	5775052.34	52.34
100%		+30	5775077.41	77.41
100%		+40	5775082.30	82.3
100%		+50	5775023.82	23.82
End. Point	3.40	+20	5775042.19	42.19

Note:

Based on the results of the frequency stability test shown above the frequency deviation results measured are very small. As such it is determined that the channels at the band edge would remain in-band when the maximum measured frequency error noted during the frequency stability tests is applied. Therefore the device is determined to remain operating in band over the temperature and voltage range as tested.

2 minutes after the EUT is energized

OPERATING BAND: UNII Band 1
OPERATING FREQUENCY: 5,210,000,000 Hz
CHANNEL: 42
REFERENCE VOLTAGE: 3.85 VDC

Voltage (%)	Power (VDC)	Temp. (℃)	Frequency (kHz)	Frequency Error (kHz)
100%	3.85	+20(Ref)	5210010.27	10.27
100%		-30	5210074.34	74.34
100%		-20	5210020.58	20.58
100%		-10	5210023.52	23.52
100%		0	5210040.24	40.24
100%		+10	5210053.54	53.54
100%		+30	5210036.86	36.86
100%		+40	5210031.20	31.20
100%		+50	5210075.31	75.31
End. Point	3.40	+20	5210081.32	81.32

Note:

Based on the results of the frequency stability test shown above the frequency deviation results measured are very small. As such it is determined that the channels at the band edge would remain in-band when the maximum measured frequency error noted during the frequency stability tests is applied. Therefore the device is determined to remain operating in band over the temperature and voltage range as tested.

OPERATING BAND: UNII Band 2A
OPERATING FREQUENCY: 5,290,000,000 Hz
CHANNEL: 58
REFERENCE VOLTAGE: 3.85 VDC

Voltage (%)	Power (VDC)	Temp. (℃)	Frequency (kHz)	Frequency Error (kHz)
100%	3.85	+20(Ref)	5290002.77	2.77
100%		-30	5290050.28	50.28
100%		-20	5290083.04	83.04
100%		-10	5290022.92	22.92
100%		0	5290099.34	99.34
100%		+10	5290037.46	37.46
100%		+30	5290060.83	60.83
100%		+40	5290059.35	59.35
100%		+50	5290006.07	6.07
End. Point	3.40	+20	5290040.06	40.06

Note:

Based on the results of the frequency stability test shown above the frequency deviation results measured are very small. As such it is determined that the channels at the band edge would remain in-band when the maximum measured frequency error noted during the frequency stability tests is applied. Therefore the device is determined to remain operating in band over the temperature and voltage range as tested.

OPERATING BAND: UNII Band 2C
OPERATING FREQUENCY: 5,530,000,000 Hz
CHANNEL: 106
REFERENCE VOLTAGE: 3.85 VDC

Voltage (%)	Power (VDC)	Temp. (℃)	Frequency (kHz)	Frequency Error (kHz)
100%	3.85	+20(Ref)	5530068.41	68.41
100%		-30	5530088.07	88.07
100%		-20	5530070.43	70.43
100%		-10	5530053.11	53.11
100%		0	5530018.28	18.28
100%		+10	5530068.61	68.61
100%		+30	5530094.30	94.3
100%		+40	5530029.77	29.77
100%		+50	5530030.52	30.52
End. Point	3.40	+20	5530080.22	80.22

Note:

Based on the results of the frequency stability test shown above the frequency deviation results measured are very small. As such it is determined that the channels at the band edge would remain in-band when the maximum measured frequency error noted during the frequency stability tests is applied. Therefore the device is determined to remain operating in band over the temperature and voltage range as tested.

OPERATING BAND: UNII Band 3
OPERATING FREQUENCY: 5,775,000,000 Hz
CHANNEL: 155
REFERENCE VOLTAGE: 3.85 VDC

Voltage (%)	Power (VDC)	Temp. (℃)	Frequency (kHz)	Frequency Error (kHz)
100%	3.85	+20(Ref)	5775074.74	74.74
100%		-30	5775093.51	93.51
100%		-20	5775060.02	60.02
100%		-10	5775046.80	46.8
100%		0	5775056.98	56.98
100%		+10	5775063.87	63.87
100%		+30	5775053.18	53.18
100%		+40	5775076.32	76.32
100%		+50	5775049.83	49.83
End. Point	3.40	+20	5775062.60	62.6

Note:

Based on the results of the frequency stability test shown above the frequency deviation results measured are very small. As such it is determined that the channels at the band edge would remain in-band when the maximum measured frequency error noted during the frequency stability tests is applied. Therefore the device is determined to remain operating in band over the temperature and voltage range as tested.

5 minutes after the EUT is energized

OPERATING BAND: UNII Band 1
OPERATING FREQUENCY: 5,210,000,000 Hz
CHANNEL: 42
REFERENCE VOLTAGE: 3.85 VDC

Voltage (%)	Power (VDC)	Temp. (℃)	Frequency (kHz)	Frequency Error (kHz)
100%	3.85	+20(Ref)	5210012.78	12.78
100%		-30	5210072.21	72.21
100%		-20	5210039.74	39.74
100%		-10	5210035.18	35.18
100%		0	5210088.26	88.26
100%		+10	5210060.26	60.26
100%		+30	5210029.22	29.22
100%		+40	5210005.23	5.23
100%		+50	5210039.32	39.32
End. Point	3.40	+20	5210057.19	57.19

Note:

Based on the results of the frequency stability test shown above the frequency deviation results measured are very small. As such it is determined that the channels at the band edge would remain in-band when the maximum measured frequency error noted during the frequency stability tests is applied. Therefore the device is determined to remain operating in band over the temperature and voltage range as tested.

OPERATING BAND: UNII Band 2A
OPERATING FREQUENCY: 5,290,000,000 Hz
CHANNEL: 58
REFERENCE VOLTAGE: 3.85 VDC

Voltage (%)	Power (VDC)	Temp. (℃)	Frequency (kHz)	Frequency Error (kHz)
100%	3.85	+20(Ref)	5290079.72	79.72
100%		-30	5290003.68	3.68
100%		-20	5290042.58	42.58
100%		-10	5290021.39	21.39
100%		0	5290059.40	59.4
100%		+10	5290082.80	82.8
100%		+30	5290007.56	7.56
100%		+40	5290051.59	51.59
100%		+50	5290066.62	66.62
End. Point	3.40	+20	5290086.33	86.33

Note:

Based on the results of the frequency stability test shown above the frequency deviation results measured are very small. As such it is determined that the channels at the band edge would remain in-band when the maximum measured frequency error noted during the frequency stability tests is applied. Therefore the device is determined to remain operating in band over the temperature and voltage range as tested.

OPERATING BAND: UNII Band 2C
OPERATING FREQUENCY: 5,530,000,000 Hz
CHANNEL: 106
REFERENCE VOLTAGE: 3.85 VDC

Voltage (%)	Power (VDC)	Temp. (℃)	Frequency (kHz)	Frequency Error (kHz)
100%	3.85	+20(Ref)	5530022.81	22.81
100%		-30	5530013.16	13.16
100%		-20	5530038.11	38.11
100%		-10	5530088.15	88.15
100%		0	5530097.06	97.06
100%		+10	5530044.47	44.47
100%		+30	5530048.60	48.6
100%		+40	5530031.37	31.37
100%		+50	5530040.42	40.42
End. Point	3.40	+20	5530052.22	52.22

Note:

Based on the results of the frequency stability test shown above the frequency deviation results measured are very small. As such it is determined that the channels at the band edge would remain in-band when the maximum measured frequency error noted during the frequency stability tests is applied. Therefore the device is determined to remain operating in band over the temperature and voltage range as tested.

OPERATING BAND: UNII Band 3
OPERATING FREQUENCY: 5,775,000,000 Hz
CHANNEL: 155
REFERENCE VOLTAGE: 3.85 VDC

Voltage (%)	Power (VDC)	Temp. (℃)	Frequency (kHz)	Frequency Error (kHz)
100%	3.85	+20(Ref)	5775020.24	20.24
100%		-30	5775094.35	94.35
100%		-20	5775022.43	22.43
100%		-10	5775023.59	23.59
100%		0	5775048.80	48.8
100%		+10	5775087.51	87.51
100%		+30	5775036.10	36.1
100%		+40	5775004.26	4.26
100%		+50	5775090.82	90.82
End. Point	3.40	+20	5775066.76	66.76

Note:

Based on the results of the frequency stability test shown above the frequency deviation results measured are very small. As such it is determined that the channels at the band edge would remain in-band when the maximum measured frequency error noted during the frequency stability tests is applied. Therefore the device is determined to remain operating in band over the temperature and voltage range as tested.

10 minutes after the EUT is energized

OPERATING BAND: UNII Band 1
OPERATING FREQUENCY: 5,210,000,000 Hz
CHANNEL: 42
REFERENCE VOLTAGE: 3.85 VDC

Voltage (%)	Power (VDC)	Temp. (℃)	Frequency (kHz)	Frequency Error (kHz)
100%	3.85	+20(Ref)	5210091.97	91.97
100%		-30	5210038.91	38.91
100%		-20	5210068.02	68.02
100%		-10	5210090.18	90.18
100%		0	5210024.04	24.04
100%		+10	5210040.46	40.46
100%		+30	5210095.95	95.95
100%		+40	5210051.33	51.33
100%		+50	5210076.08	76.08
End. Point	3.40	+20	5210093.07	93.07

Note:

Based on the results of the frequency stability test shown above the frequency deviation results measured are very small. As such it is determined that the channels at the band edge would remain in-band when the maximum measured frequency error noted during the frequency stability tests is applied. Therefore the device is determined to remain operating in band over the temperature and voltage range as tested.

OPERATING BAND: UNII Band 2A
OPERATING FREQUENCY: 5,290,000,000 Hz
CHANNEL: 58
REFERENCE VOLTAGE: 3.85 VDC

Voltage (%)	Power (VDC)	Temp. (℃)	Frequency (kHz)	Frequency Error (kHz)
100%	3.85	+20(Ref)	5290001.76	1.76
100%		-30	5290085.23	85.23
100%		-20	5290092.51	92.51
100%		-10	5290075.58	75.58
100%		0	5290094.70	94.7
100%		+10	5290043.45	43.45
100%		+30	5290025.81	25.81
100%		+40	5290003.92	3.92
100%		+50	5290055.45	55.45
End. Point	3.40	+20	5290059.94	59.94

Note:

Based on the results of the frequency stability test shown above the frequency deviation results measured are very small. As such it is determined that the channels at the band edge would remain in-band when the maximum measured frequency error noted during the frequency stability tests is applied. Therefore the device is determined to remain operating in band over the temperature and voltage range as tested.

OPERATING BAND: UNII Band 2C
OPERATING FREQUENCY: 5,530,000,000 Hz
CHANNEL: 106
REFERENCE VOLTAGE: 3.85 VDC

Voltage (%)	Power (VDC)	Temp. (℃)	Frequency (kHz)	Frequency Error (kHz)
100%	3.85	+20(Ref)	5530064.25	64.25
100%		-30	5530068.69	68.69
100%		-20	5530072.80	72.8
100%		-10	5530079.20	79.2
100%		0	5530067.08	67.08
100%		+10	5530040.75	40.75
100%		+30	5530055.86	55.86
100%		+40	5530025.56	25.56
100%		+50	5530056.26	56.26
End. Point	3.40	+20	5530079.70	79.7

Note:

Based on the results of the frequency stability test shown above the frequency deviation results measured are very small. As such it is determined that the channels at the band edge would remain in-band when the maximum measured frequency error noted during the frequency stability tests is applied. Therefore the device is determined to remain operating in band over the temperature and voltage range as tested.

OPERATING BAND: UNII Band 3
OPERATING FREQUENCY: 5,775,000,000 Hz
CHANNEL: 155
REFERENCE VOLTAGE: 3.85 VDC

Voltage (%)	Power (VDC)	Temp. (℃)	Frequency (kHz)	Frequency Error (kHz)
100%	3.85	+20(Ref)	5775039.22	39.22
100%		-30	5775018.64	18.64
100%		-20	5775014.70	14.7
100%		-10	5775070.14	70.14
100%		0	5775016.67	16.67
100%		+10	5775081.24	81.24
100%		+30	5775013.30	13.3
100%		+40	5775011.43	11.43
100%		+50	5775098.78	98.78
End. Point	3.40	+20	5775085.97	85.97

Note:

Based on the results of the frequency stability test shown above the frequency deviation results measured are very small. As such it is determined that the channels at the band edge would remain in-band when the maximum measured frequency error noted during the frequency stability tests is applied. Therefore the device is determined to remain operating in band over the temperature and voltage range as tested.

10.7 STRADDLE CHANNEL

10.7.1 26dB Bandwidth

Mode	Frequency [MHz]	Channel No.	26dB Bandwidth [MHz]
802.11a	5720 (UNII 2C Band)	144	15.12
802.11n(HT20)			15.28
802.11ac(VHT20)			15.44
802.11a	5720 (UNII 3 Band)	144	5.20
802.11n(HT20)			5.48
802.11ac(VHT20)			5.48

Mode	Frequency [MHz]	Channel No.	26dB Bandwidth [MHz]
802.11n(HT40)	5710 (UNII 2C Band)	142	35.24
802.11ac(VHT40)			35.16
802.11n(HT40)	5710 (UNII 3 Band)	142	5.48
802.11ac(VHT40)			5.48

Mode	Frequency [MHz]	Channel No.	26dB Bandwidth [MHz]
802.11ac(VHT80)	5690 (UNII 2C Band)	138	90.08
	5690 (UNII 3 Band)	138	9.88

▣ Test Plots (26dB Bandwidth)

802.11a UNII Band	802.11n(HT20) UNII Band

802.11ac(VHT20) UNII Band

▣ Test Plots (26dB Bandwidth)

802.11n(HT40) UNII Band	802.11ac(VHT40) UNII Band

802.11ac(VHT80) UNII Band
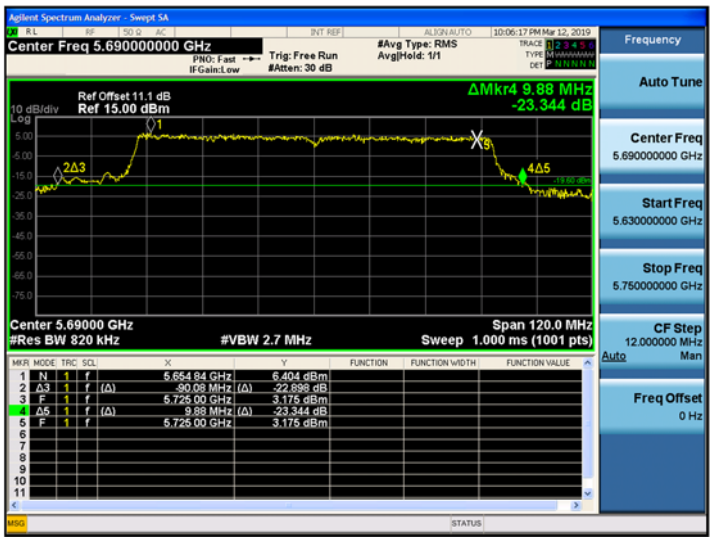

10.7.2 6dB Bandwidth

Mode	Frequency [MHz]	Channel No.	Measured Frequency [MHz]	6dB Bandwidth [MHz]	Limit [MHz]
802.11a	5720 (UNII 3 Band)	144	5728.12	3.12	> 0.5
802.11n(HT20)			5728.52	3.52	> 0.5
802.11ac(VHT20)			5728.72	3.72	> 0.5

Mode	Frequency [MHz]	Channel No.	Measured Frequency [MHz]	6dB Bandwidth [MHz]	Limit [MHz]
802.11n(HT40)	5710 (UNII 3 Band)	142	5727.76	2.76	> 0.5
802.11ac(VHT40)			5727.84	2.84	> 0.5

Mode	Frequency [MHz]	Channel No.	Measured Frequency [MHz]	6dB Bandwidth [MHz]	Limit [MHz]
802.11ac(VHT80)	5690 (UNII 3 Band)	138	5728.24	3.24	> 0.5

Note:

6dB Bandwidth = Measured Frequency[MHz] – 5725MHz

▣ Test Plots(UNII 3 Band 6dB Bandwidth)

802.11a CH.144	802.11n_HT20 CH.144
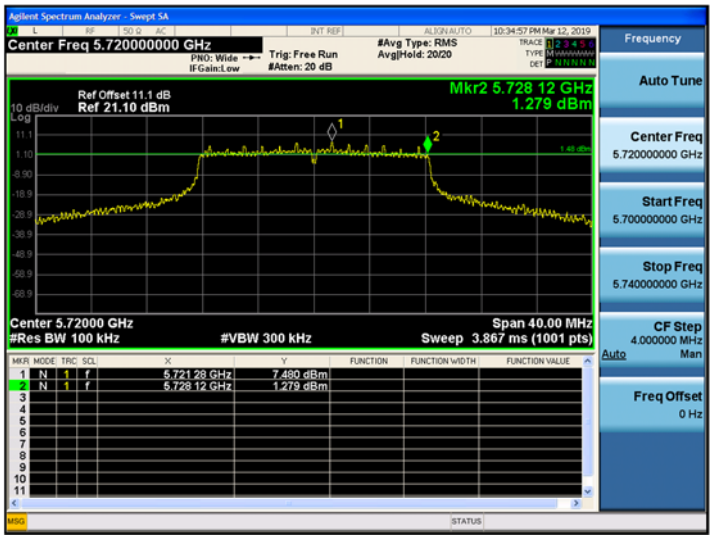	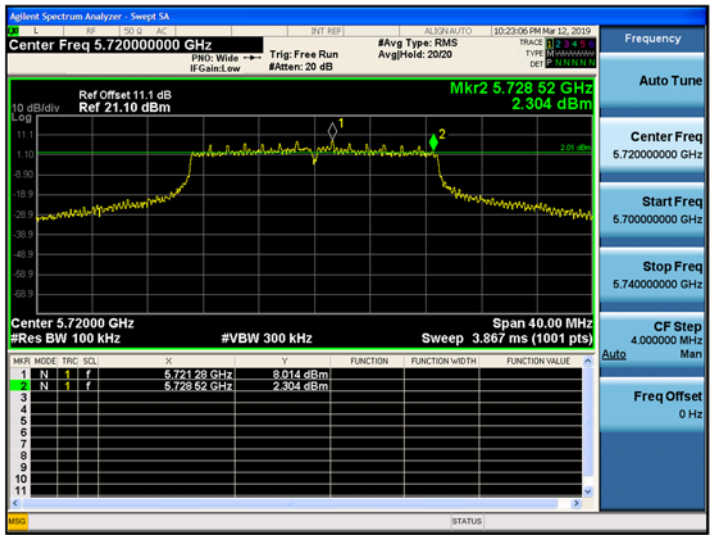

802.11ac_VHT20 CH.144
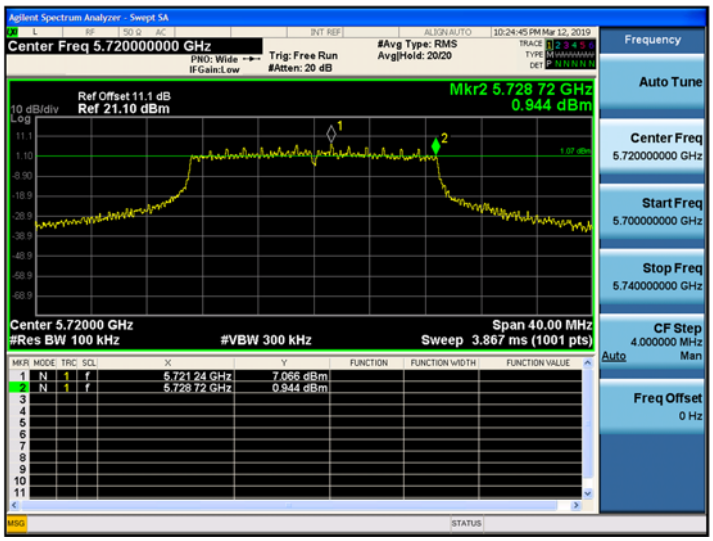

802.11n_HT40 CH.142	802.11ac_VHT40 CH.142
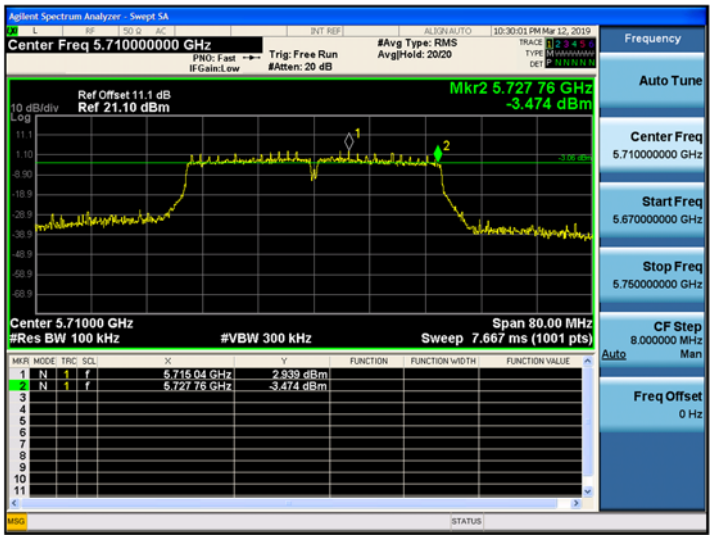	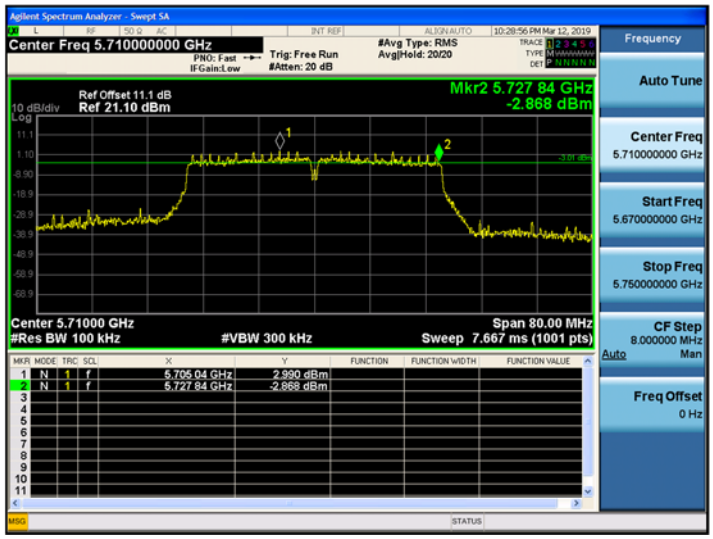

802.11ac_VHT80 CH.138
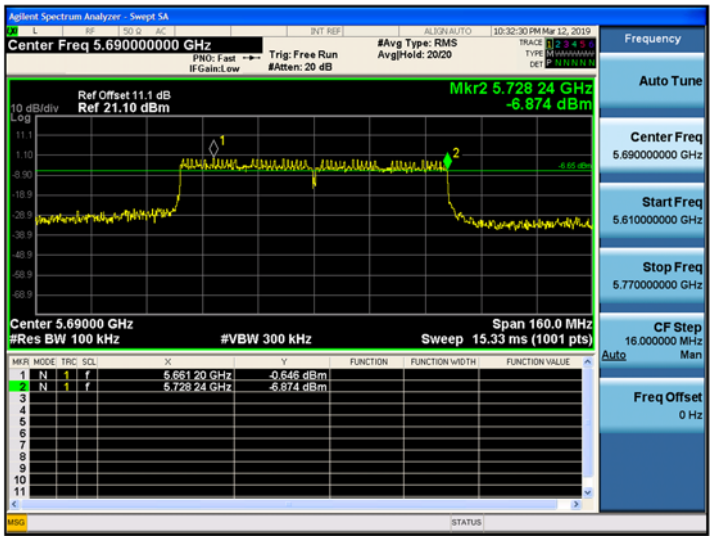

10.7.3 Output Power

Mode	Frequency [MHz]	Channel	Measured Power (dBm)	Duty Cycle Factor (dB)	Total Power (dBm)	Limit (dBm)
802.11a	5720 (UNII 2C Band)	144	16.38	0.308	16.69	22.80
802.11n(HT20)			16.43	0.425	16.86	22.84
802.11ac(VHT20)			15.65	0.420	16.07	22.89
802.11a	5720 (UNII 3 Band)	144	9.32	0.308	9.63	30.00
802.11n(HT20)			9.83	0.425	10.26	30.00
802.11ac(VHT20)			9.11	0.420	9.53	30.00

Mode	Frequency [MHz]	Channel	Measured Power (dBm)	Duty Cycle Factor (dB)	Total Power (dBm)	Limit (dBm)
802.11n(HT40)	5710 (UNII 2C Band)	142	15.76	0.224	15.98	23.98
802.11ac(VHT40)			15.61	0.409	16.02	23.98
802.11n(HT40)	5710 (UNII 3 Band)	142	4.51	0.224	4.73	30.00
802.11ac(VHT40)			4.41	0.409	4.82	30.00

Mode	Frequency [MHz]	Channel	Measured Power (dBm)	Duty Cycle Factor (dB)	Total Power (dBm)	Limit (dBm)
802.11ac(VHT80)	5690 (UNII 2C Band)	138	13.51	1.938	15.45	23.98
	5690 (UNII 3 Band)	138	-0.38	1.938	1.56	30.00

▣ Test Plots

802.11a UNII 2C Band

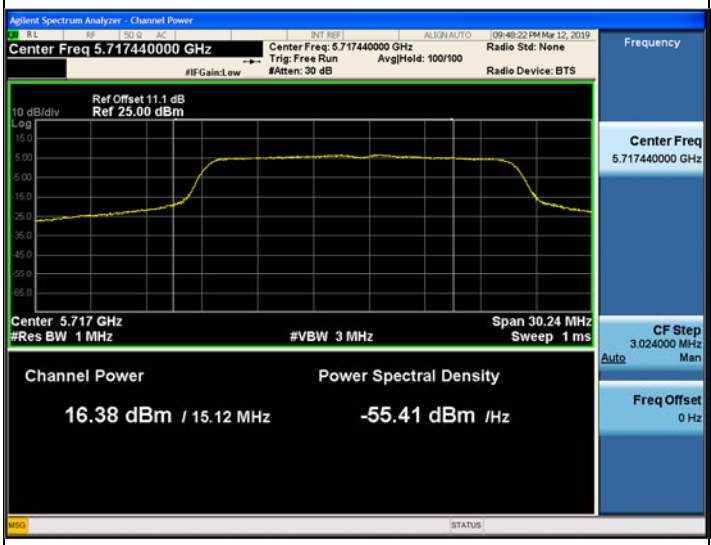

802.11a UNII 3 Band

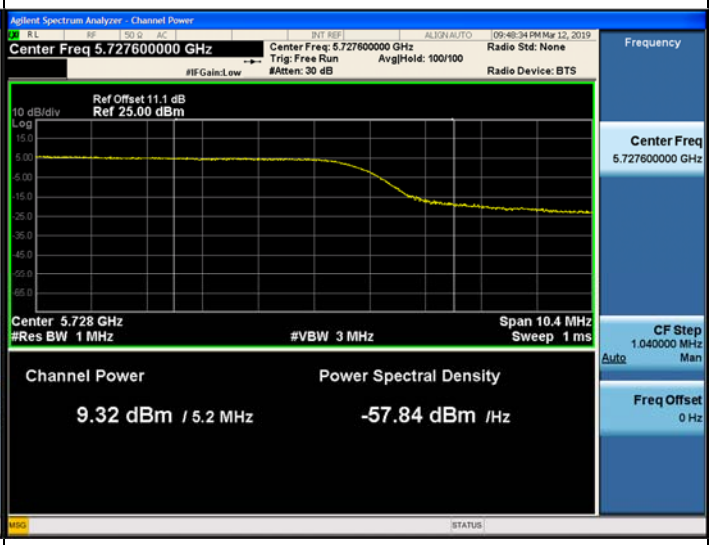

802.11n(HT20) UNII 2C Band

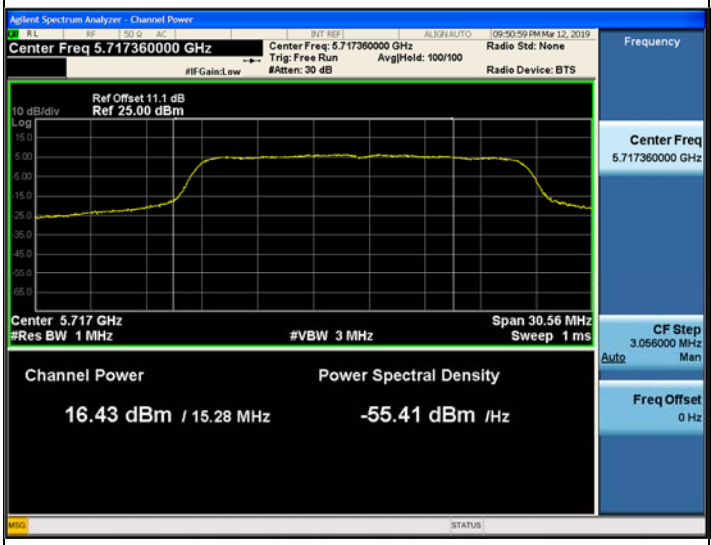

802.11n(HT20) UNII 3 Band

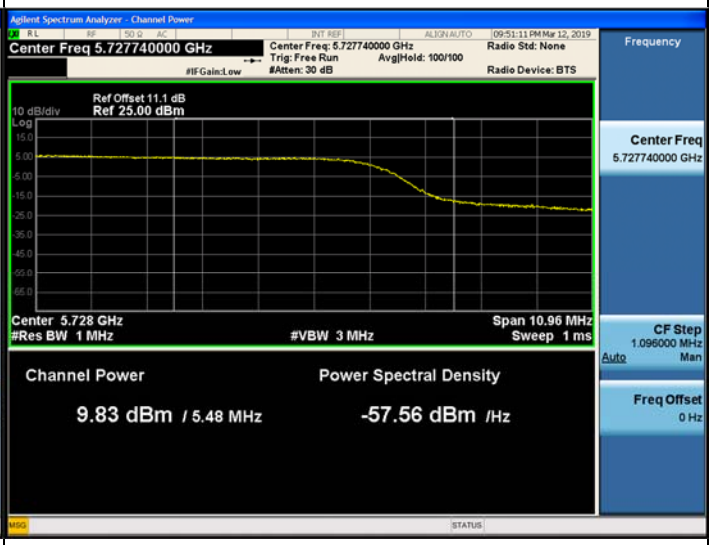

802.11ac(VHT20) UNII 2C Band

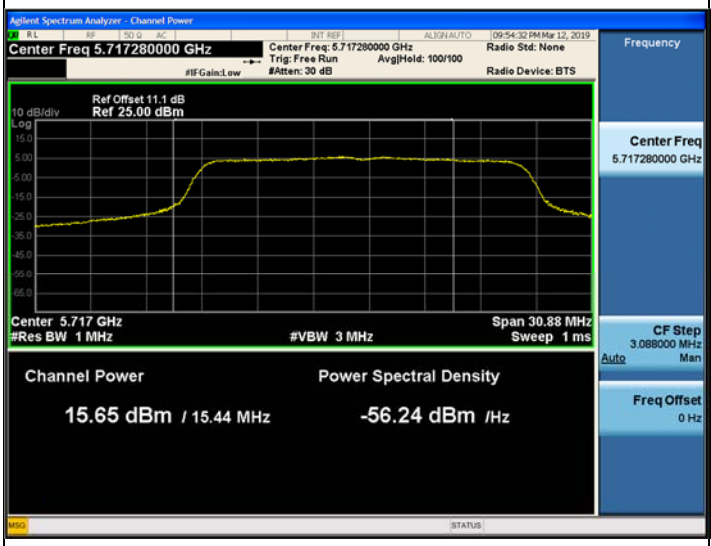

802.11ac(VHT20) UNII 3 Band

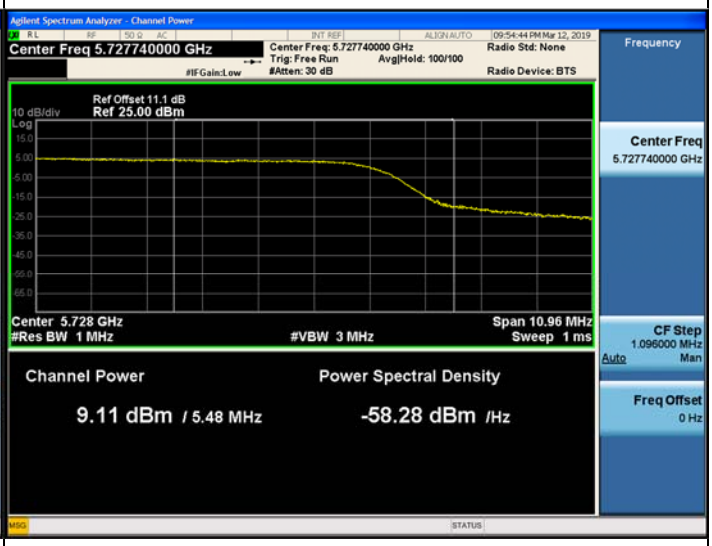

802.11n(HT40) UNII 2C Band	802.11n(HT40) UNII 3 Band
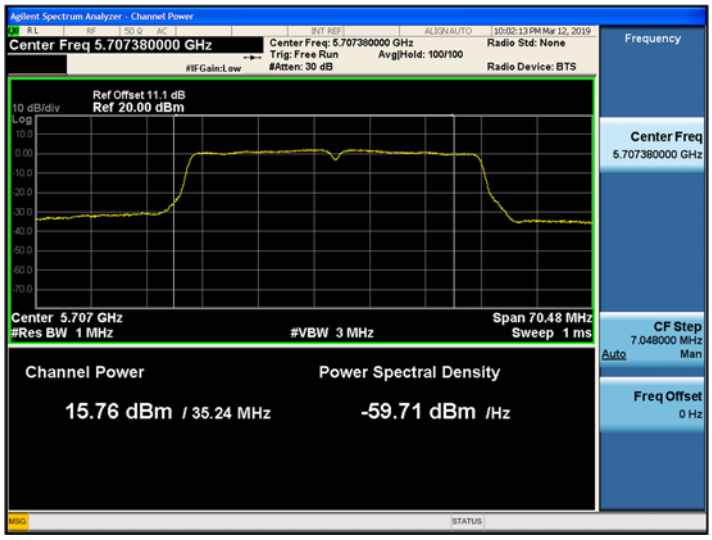	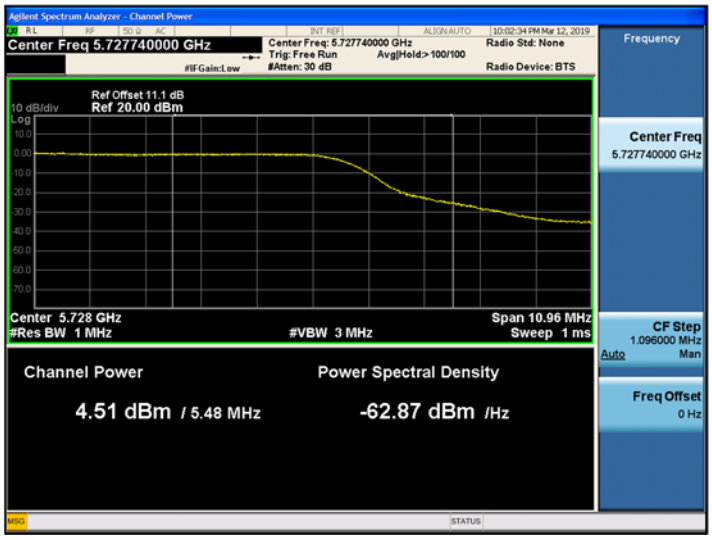
802.11ac(VHT40) UNII 2C Band	**802.11ac(VHT40) UNII 3 Band**
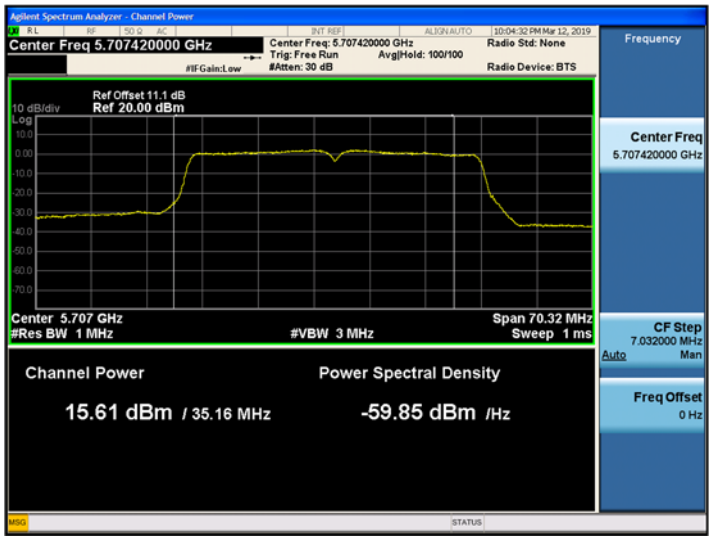	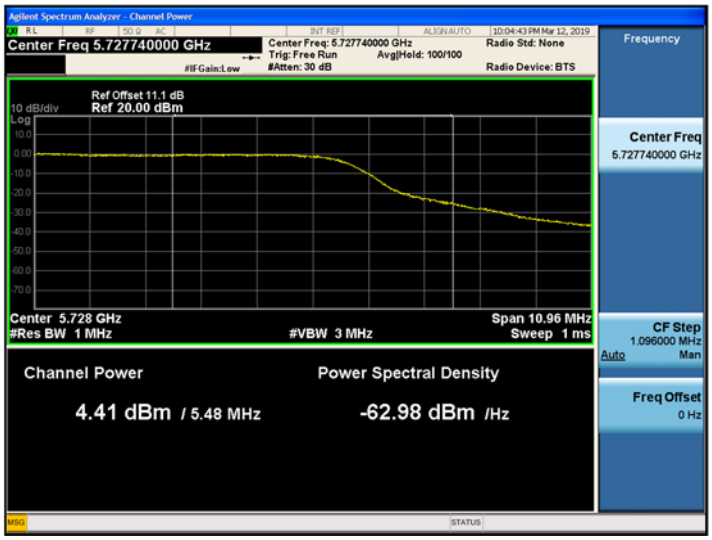
802.11ac(VHT80) UNII 2C Band	**802.11ac(VHT80) UNII 3 Band**
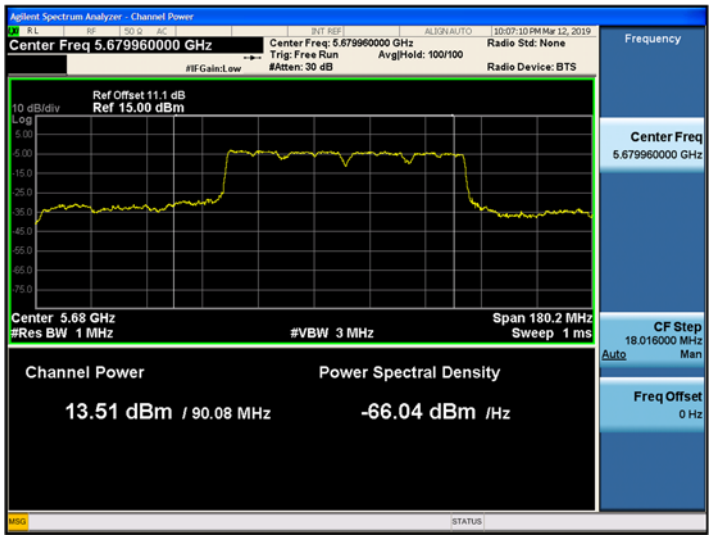	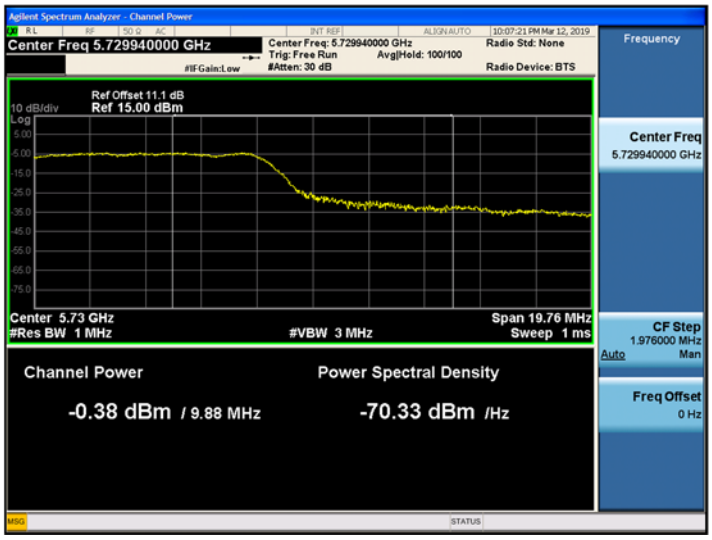

10.7.4 Power Spectral Density

Mode	Frequency [MHz]	Channel	Measured Density (dBm)	Duty Cycle Factor (dB)	Total PSD (dBm)	Limit (dBm)
802.11a	5720 (UNII 2C Band)	144	6.901	0.308	7.209	11.00
802.11n(HT20)			6.842	0.425	7.267	11.00
802.11ac(VHT20)			6.041	0.420	6.461	11.00
802.11a	5720 (UNII 3 Band)	144	2.234	0.308	2.542	30.00
802.11n(HT20)			2.858	0.425	3.283	30.00
802.11ac(VHT20)			1.631	0.420	2.051	30.00

Mode	Frequency [MHz]	Channel	Measured Density (dBm)	Duty Cycle Factor (dB)	Total PSD (dBm)	Limit (dBm)
802.11n(HT40)	5710 (UNII 2C Band)	142	2.310	0.224	2.534	11.00
802.11ac(VHT40)			2.318	0.409	2.727	11.00
802.11n(HT40)	5710 (UNII 3 Band)	142	-2.655	0.224	-2.431	30.00
802.11ac(VHT40)			-2.645	0.409	-2.236	30.00

Mode	Frequency [MHz]	Channel	Measured Density (dBm)	Duty Cycle Factor (dB)	Total PSD (dBm)	Limit (dBm)
802.11ac(VHT80)	5690 (UNII 2C Band)	138	-2.962	1.938	-1.024	11.00
	5690 (UNII 3 Band)	138	-7.707	1.938	-5.769	30.00

▣ Test Plots

802.11a UNII 2C Band	802.11a UNII 3 Band
	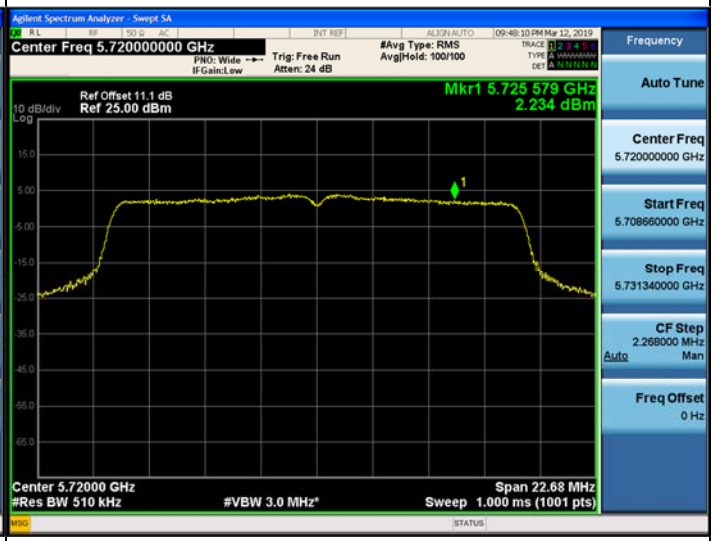
802.11n(HT20) UNII 2C Band	**802.11n(HT20) UNII 3 Band**
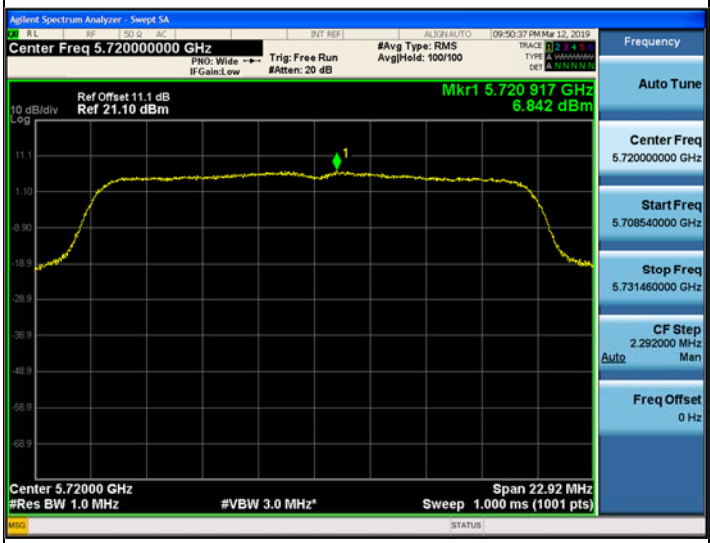	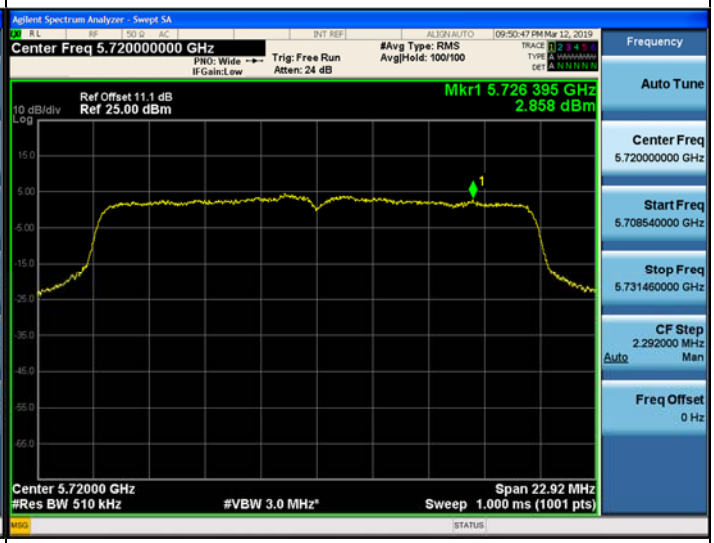
802.11ac(VHT20) UNII 2C Band	**802.11ac(VHT20) UNII 3 Band**

802.11n(HT40) UNII 2C Band

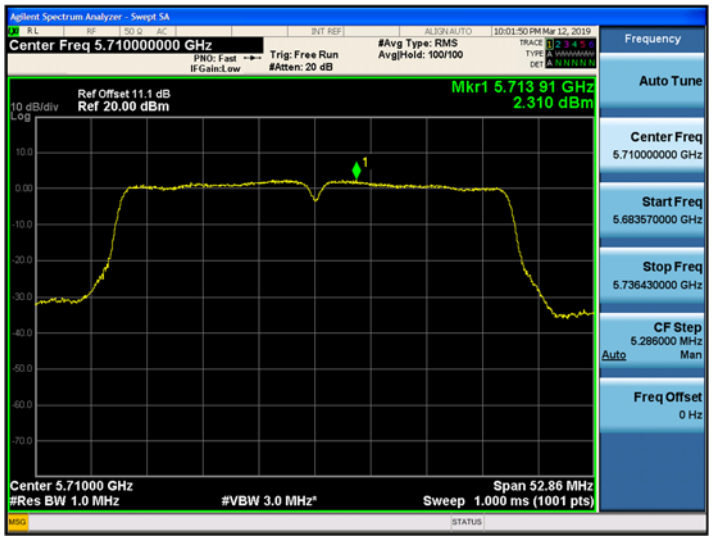

802.11n(HT40) UNII 3 Band

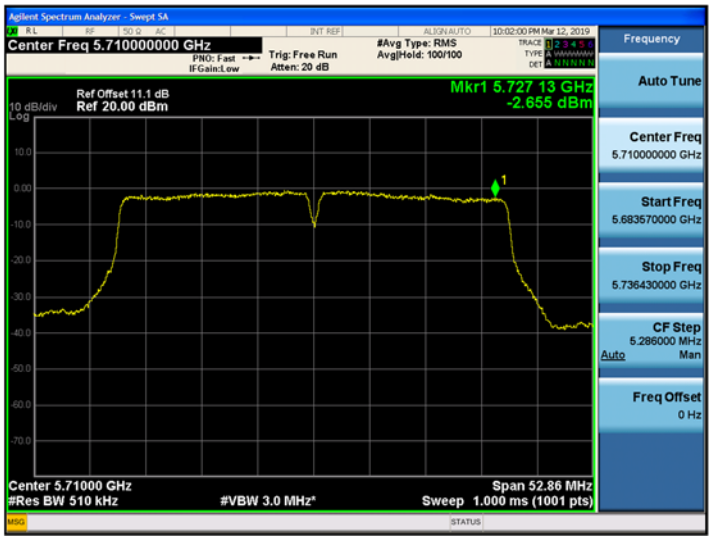

802.11ac(VHT40) UNII 2C Band

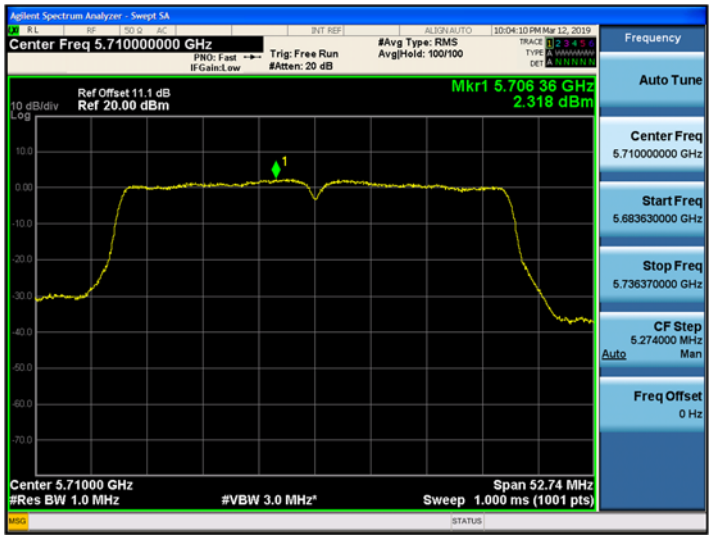

802.11ac(VHT40) UNII 3 Band

802.11ac(VHT80) UNII 2C Band

802.11ac(VHT80) UNII 3 Band

10.8 RADIATED SPURIOUS EMISSIONS

Frequency Range : 9 kHz – 30MHz

Frequency	Reading	Ant. factor	Cable loss	Ant. POL	Total	Limit	Margin
MHz	dBuV/m	dBm/m	dBm	(H/V)	dBuV/m	dBuV/m	dB
No Critical peaks found							

Note:

1. The reading of emissions are attenuated more than 20 dB below the permissible limits or the field strength is too small to be measured.
2. Distance extrapolation factor = 40*log (specific distance / test distance) (dB)
3. Limit line = specific Limits (dBuV) + Distance extrapolation factor
4. The test results for below 30 MHz is correlated to an open site.
   The result on OFS is about 2 dB higher than semi-anechoic chamber(10 m chamber)

Frequency Range : Below 1 GHz

Frequency	Reading	Ant. factor	Cable loss	Ant. POL	Total	Limit	Margin
MHz	dBuV/m	dBm/m	dBm	(H/V)	dBuV/m	dBuV/m	dB
No Critical peaks found							

Note:

1. Radiated emissions measured in frequency range from 30 MHz to 1000 MHz were made with an instrument using Quasi peak detector mode

Frequency Range : Above 1 GHz

Band : UNII 1
Operation Mode: 802.11 a
Transfer Rate: 6 Mbps
Operating Frequency 5180 MHz
Channel No. 36 Ch

Frequency [MHz]	Reading [dBuV]	A.F.+C.L.-A.G+D.F. [dB]	ANT. POL [H/V]	Total [dBuV/m]	Limit [dBuV/m]	Margin [dB]	Measurement Type
10360	49.82	6.89	V	56.71	68.20	11.49	PK
15540	43.87	12.57	V	56.44	73.98	17.54	PK
15540	31.06	12.57	V	43.63	53.98	10.35	AV
10360	50.70	6.89	H	57.59	68.20	10.61	PK
15540	44.95	12.57	H	57.52	73.98	16.46	PK
15540	31.24	12.57	H	43.81	53.98	10.17	AV

Band : UNII 1
Operation Mode: 802.11 a
Transfer Rate: 6 Mbps
Operating Frequency 5200 MHz
Channel No. 40 Ch

Frequency [MHz]	Reading [dBuV]	A.F.+C.L.-A.G+D.F. [dB]	ANT. POL [H/V]	Total [dBuV/m]	Limit [dBuV/m]	Margin [dB]	Measurement Type
10400	48.22	6.94	V	55.16	68.20	13.04	PK
15600	42.94	11.47	V	54.41	73.98	19.57	PK
15600	30.52	11.47	V	41.99	53.98	11.99	AV
10400	49.68	6.94	H	56.62	68.20	11.58	PK
15600	44.12	11.47	H	55.59	73.98	18.39	PK
15600	30.72	11.47	H	42.19	53.98	11.79	AV

Band :	UNII 1
Operation Mode:	802.11 a
Transfer Rate:	6 Mbps
Operating Frequency	5240 MHz
Channel No.	48 Ch

Frequency [MHz]	Reading [dBuV]	A.F.+C.L.-A.G+D.F. [dB]	ANT. POL [H/V]	Total [dBuV/m]	Limit [dBuV/m]	Margin [dB]	Measurement Type
10480	48.25	7.65	V	55.90	68.20	12.30	PK
15720	42.51	11.66	V	54.17	73.98	19.81	PK
15720	29.89	11.66	V	41.55	53.98	12.43	AV
10480	49.03	7.65	H	56.68	68.20	11.52	PK
15720	43.31	11.66	H	54.97	73.98	19.01	PK
15720	29.97	11.66	H	41.63	53.98	12.35	AV

Band : UNII 1

Operation Mode: 802.11 n(HT20)

Transfer MCS Index: MCS0

Operating Frequency 5180 MHz

Channel No. 36 Ch

Frequency [MHz]	Reading [dBuV]	A.F.+C.L.-A.G+D.F. [dB]	ANT. POL [H/V]	Total [dBuV/m]	Limit [dBuV/m]	Margin [dB]	Measurement Type
10360	49.89	6.89	V	56.78	68.20	11.42	PK
15540	44.09	12.57	V	56.66	73.98	17.32	PK
15540	31.06	12.57	V	43.63	53.98	10.35	AV
10360	51.27	6.89	H	58.16	68.20	10.04	PK
15540	45.63	12.57	H	58.20	73.98	15.78	PK
15540	31.37	12.57	H	43.94	53.98	10.04	AV

Band : UNII 1

Operation Mode: 802.11 n(HT20)

Transfer MCS Index: MCS0

Operating Frequency 5200 MHz

Channel No. 40 Ch

Frequency [MHz]	Reading [dBuV]	A.F.+C.L.-A.G+D.F. [dB]	ANT. POL [H/V]	Total [dBuV/m]	Limit [dBuV/m]	Margin [dB]	Measurement Type
10400	48.51	6.94	V	55.45	68.20	12.75	PK
15600	43.66	11.47	V	55.13	73.98	18.85	PK
15600	30.71	11.47	V	42.18	53.98	11.80	AV
10400	49.72	6.94	H	56.66	68.20	11.54	PK
15600	44.31	11.47	H	55.78	73.98	18.20	PK
15600	30.84	11.47	H	42.31	53.98	11.67	AV

Band :	UNII 1
Operation Mode:	802.11 n(HT20)
Transfer MCS Index:	MCS0
Operating Frequency	5240 MHz
Channel No.	48 Ch

Frequency [MHz]	Reading [dBuV]	A.F.+C.L.-A.G+D.F. [dB]	ANT. POL [H/V]	Total [dBuV/m]	Limit [dBuV/m]	Margin [dB]	Measurement Type
10480	47.94	7.65	V	55.59	68.20	12.61	PK
15720	43.22	11.66	V	54.88	73.98	19.10	PK
15720	28.74	11.66	V	40.40	53.98	13.58	AV
10480	48.99	7.65	H	56.64	68.20	11.56	PK
15720	43.49	11.66	H	55.15	73.98	18.83	PK
15720	29.99	11.66	H	41.65	53.98	12.33	AV

Band : UNII 1

Operation Mode: 802.11 ac(VHT20)

Transfer MCS Index: MCS0

Operating Frequency 5180 MHz

Channel No. 36 Ch

Frequency [MHz]	Reading [dBuV]	A.F.+C.L.-A.G+D.F. [dB]	ANT. POL [H/V]	Total [dBuV/m]	Limit [dBuV/m]	Margin [dB]	Measurement Type
10360	48.28	6.89	V	55.17	68.20	13.03	PK
15540	43.38	12.57	V	55.95	73.98	18.03	PK
15540	31.25	12.57	V	43.82	53.98	10.16	AV
10360	49.71	6.89	H	56.60	68.20	11.60	PK
15540	45.56	12.57	H	58.13	73.98	15.85	PK
15540	31.36	12.57	H	43.93	53.98	10.05	AV

Band : UNII 1

Operation Mode: 802.11 ac(VHT20)

Transfer MCS Index: MCS0

Operating Frequency 5200 MHz

Channel No. 40 Ch

Frequency [MHz]	Reading [dBuV]	A.F.+C.L.-A.G+D.F. [dB]	ANT. POL [H/V]	Total [dBuV/m]	Limit [dBuV/m]	Margin [dB]	Measurement Type
10400	49.52	6.94	V	56.46	68.20	11.74	PK
15600	44.14	11.47	V	55.61	73.98	18.37	PK
15600	30.25	11.47	V	41.72	53.98	12.26	AV
10400	50.28	6.94	H	57.22	68.20	10.98	PK
15600	45.28	11.47	H	56.75	73.98	17.23	PK
15600	30.76	11.47	H	42.23	53.98	11.75	AV

Band :	UNII 1
Operation Mode:	802.11 ac(VHT20)
Transfer MCS Index:	MCS0
Operating Frequency	5240 MHz
Channel No.	48 Ch

Frequency [MHz]	Reading [dBuV]	A.F.+C.L.-A.G+D.F. [dB]	ANT. POL [H/V]	Total [dBuV/m]	Limit [dBuV/m]	Margin [dB]	Measurement Type
10480	47.33	7.65	V	54.98	68.20	13.22	PK
15720	42.51	11.66	V	54.17	73.98	19.81	PK
15720	29.88	11.66	V	41.54	53.98	12.44	AV
10480	48.09	7.65	H	55.74	68.20	12.46	PK
15720	43.68	11.66	H	55.34	73.98	18.64	PK
15720	30.00	11.66	H	41.66	53.98	12.32	AV

Band : UNII 1
Operation Mode: 802.11 n(HT40)
Transfer MCS Index: 0
Operating Frequency 5190 MHz
Channel No. 38 Ch

Frequency [MHz]	Reading [dBuV]	A.F.+C.L.-A.G+D.F. [dB]	ANT. POL [H/V]	Total [dBuV/m]	Limit [dBuV/m]	Margin [dB]	Measurement Type
10380	44.72	6.54	V	51.26	68.20	16.94	PK
15570	43.61	11.95	V	55.56	73.98	18.42	PK
15570	31.47	11.95	V	43.42	53.98	10.56	AV
10380	45.98	6.54	H	52.52	68.20	15.68	PK
15570	44.35	11.95	H	56.30	73.98	17.68	PK
15570	31.73	11.95	H	43.68	53.98	10.30	AV

Band : UNII 1
Operation Mode: 802.11 n(HT40)
Transfer MCS Index: 0
Operating Frequency 5230 MHz
Channel No. 46 Ch

Frequency [MHz]	Reading [dBuV]	A.F.+C.L.-A.G+D.F. [dB]	ANT. POL [H/V]	Total [dBuV/m]	Limit [dBuV/m]	Margin [dB]	Measurement Type
10460	44.79	7.97	V	52.76	68.20	15.44	PK
15690	43.29	12.00	V	55.29	73.98	18.69	PK
15690	30.98	12.00	V	42.98	53.98	11.00	AV
10460	45.86	7.97	H	53.83	68.20	14.37	PK
15690	43.58	12.00	H	55.58	73.98	18.40	PK
15690	31.16	12.00	H	43.16	53.98	10.82	AV

Band : UNII 1
Operation Mode: 802.11 ac(VHT40)
Transfer MCS Index: 0
Operating Frequency 5190 MHz
Channel No. 38 Ch

Frequency [MHz]	Reading [dBuV]	A.F.+C.L.-A.G+D.F. [dB]	ANT. POL [H/V]	Total [dBuV/m]	Limit [dBuV/m]	Margin [dB]	Measurement Type
10380	45.84	6.54	V	52.38	68.20	15.82	PK
15570	44.06	11.95	V	56.01	73.98	17.97	PK
15570	31.36	11.95	V	43.31	53.98	10.67	AV
10380	46.13	6.54	H	52.67	68.20	15.53	PK
15570	44.77	11.95	H	56.72	73.98	17.26	PK
15570	31.61	11.95	H	43.56	53.98	10.42	AV

Band : UNII 1
Operation Mode: 802.11 ac(VHT40)
Transfer MCS Index: 0
Operating Frequency 5230 MHz
Channel No. 46 Ch

Frequency [MHz]	Reading [dBuV]	A.F.+C.L.-A.G+D.F. [dB]	ANT. POL [H/V]	Total [dBuV/m]	Limit [dBuV/m]	Margin [dB]	Measurement Type
10460	44.75	7.97	V	52.72	68.20	15.48	PK
15690	42.77	12.00	V	54.77	73.98	19.21	PK
15690	30.80	12.00	V	42.80	53.98	11.18	AV
10460	45.30	7.97	H	53.27	68.20	14.93	PK
15690	43.86	12.00	H	55.86	73.98	18.12	PK
15690	31.06	12.00	H	43.06	53.98	10.92	AV

Band :	UNII 1
Operation Mode:	802.11 ac(VHT80)
Transfer MCS Index:	0
Operating Frequency	5210 MHz
Channel No.	42 Ch

Frequency [MHz]	Reading [dBuV]	A.F.+C.L.-A.G+D.F. [dB]	ANT. POL [H/V]	Total [dBuV/m]	Limit [dBuV/m]	Margin [dB]	Measurement Type
10420	42.05	7.88	V	49.93	68.20	18.27	PK
15630	43.51	12.05	V	55.56	73.98	18.42	PK
15630	32.38	12.05	V	44.43	53.98	9.55	AV
10420	43.70	7.88	H	51.58	68.20	16.62	PK
15630	44.37	12.05	H	56.42	73.98	17.56	PK
15630	32.59	12.05	H	44.64	53.98	9.34	AV

Band : UNII 2A
Operation Mode: 802.11 a
Transfer Rate: 6 Mbps
Operating Frequency 5260 MHz
Channel No. 52 Ch

Frequency [MHz]	Reading [dBuV]	A.F.+C.L.-A.G+D.F. [dB]	ANT. POL [H/V]	Total [dBuV/m]	Limit [dBuV/m]	Margin [dB]	Measurement Type
10520	50.03	8.33	V	58.36	68.20	9.84	PK
15780	42.25	12.21	V	54.46	73.98	19.52	PK
15780	29.04	12.21	V	41.25	53.98	12.73	AV
10520	48.88	8.33	H	57.21	68.20	10.99	PK
15780	41.72	12.21	H	53.93	73.98	20.05	PK
15780	28.97	12.21	H	41.18	53.98	12.80	AV

Band : UNII 2A
Operation Mode: 802.11 a
Transfer Rate: 6 Mbps
Operating Frequency 5300 MHz
Channel No. 60 Ch

Frequency [MHz]	Reading [dBuV]	A.F.+C.L.-A.G+D.F. [dB]	ANT. POL [H/V]	Total [dBuV/m]	Limit [dBuV/m]	Margin [dB]	Measurement Type
10600	49.81	8.85	V	58.66	73.98	15.32	PK
10600	35.77	8.85	V	44.62	53.98	9.36	AV
15900	43.52	11.90	V	55.42	73.98	18.56	PK
15900	30.16	11.90	V	42.06	53.98	11.92	AV
10600	48.27	8.85	H	57.12	73.98	16.86	PK
10600	33.45	8.85	H	42.30	53.98	11.68	AV
15900	42.53	11.90	H	54.43	73.98	19.55	PK
15900	30.01	11.90	H	41.91	53.98	12.07	AV

Band :	UNII 2A
Operation Mode:	802.11 a
Transfer Rate:	6 Mbps
Operating Frequency	5320 MHz
Channel No.	64 Ch

Frequency [MHz]	Reading [dBuV]	A.F.+C.L.-A.G+D.F. [dB]	ANT. POL [H/V]	Total [dBuV/m]	Limit [dBuV/m]	Margin [dB]	Measurement Type
10640	49.02	9.25	V	58.27	73.98	15.71	PK
10640	35.09	9.25	V	44.34	53.98	9.64	AV
15960	43.79	10.55	V	54.34	73.98	19.64	PK
15960	30.00	10.55	V	40.55	53.98	13.43	AV
10640	48.58	9.25	H	57.83	73.98	16.15	PK
10640	34.71	9.25	H	43.96	53.98	10.02	AV
15960	43.06	10.55	H	53.61	73.98	20.37	PK
15960	29.79	10.55	H	40.34	53.98	13.64	AV

Band : UNII 2A
Operation Mode: 802.11 n(HT20)
Transfer MCS Index: MCS0
Operating Frequency 5260 MHz
Channel No. 52 Ch

Frequency [MHz]	Reading [dBuV]	A.F.+C.L.-A.G+D.F. [dB]	ANT. POL [H/V]	Total [dBuV/m]	Limit [dBuV/m]	Margin [dB]	Measurement Type
10520	50.06	8.33	V	58.39	68.20	9.81	PK
15780	42.68	12.21	V	54.89	73.98	19.09	PK
15780	29.16	12.21	V	41.37	53.98	12.61	AV
10520	49.86	8.33	H	58.19	68.20	10.01	PK
15780	41.77	12.21	H	53.98	73.98	20.00	PK
15780	29.09	12.21	H	41.30	53.98	12.68	AV

Band : UNII 2A
Operation Mode: 802.11 n(HT20)
Transfer MCS Index: MCS0
Operating Frequency 5300 MHz
Channel No. 60 Ch

Frequency [MHz]	Reading [dBuV]	A.F.+C.L.-A.G+D.F. [dB]	ANT. POL [H/V]	Total [dBuV/m]	Limit [dBuV/m]	Margin [dB]	Measurement Type
10600	49.82	8.85	V	58.67	73.98	15.31	PK
10600	34.50	8.85	V	43.35	53.98	10.63	AV
15900	43.22	11.90	V	55.12	73.98	18.86	PK
15900	29.94	11.90	V	41.84	53.98	12.14	AV
10600	48.12	8.85	H	56.97	73.98	17.01	PK
10600	33.88	8.85	H	42.73	53.98	11.25	AV
15900	42.69	11.90	H	54.59	73.98	19.39	PK
15900	29.05	11.90	H	40.95	53.98	13.03	AV

Band :	UNII 2A
Operation Mode:	802.11 n(HT20)
Transfer MCS Index:	MCS0
Operating Frequency	5320 MHz
Channel No.	64 Ch

Frequency [MHz]	Reading [dBuV]	A.F.+C.L.-A.G+D.F. [dB]	ANT. POL [H/V]	Total [dBuV/m]	Limit [dBuV/m]	Margin [dB]	Measurement Type
10640	48.96	9.25	V	58.21	73.98	15.77	PK
10640	33.69	9.25	V	42.94	53.98	11.04	AV
15960	44.67	10.55	V	55.22	73.98	18.76	PK
15960	30.11	10.55	V	40.66	53.98	13.32	AV
10640	47.26	9.25	H	56.51	73.98	17.47	PK
10640	33.28	9.25	H	42.53	53.98	11.45	AV
15960	43.81	10.55	H	54.36	73.98	19.62	PK
15960	29.67	10.55	H	40.22	53.98	13.76	AV

Band : UNII 2A
Operation Mode: 802.11 ac(VHT20)
Transfer MCS Index: MCS0
Operating Frequency 5260MHz
Channel No. 52 Ch

Frequency [MHz]	Reading [dBuV]	A.F.+C.L.-A.G+D.F. [dB]	ANT. POL [H/V]	Total [dBuV/m]	Limit [dBuV/m]	Margin [dB]	Measurement Type
10520	48.78	8.33	V	57.11	68.20	11.09	PK
15780	42.83	12.21	V	55.04	73.98	18.94	PK
15780	29.13	12.21	V	41.34	53.98	12.64	AV
10520	47.29	8.33	H	55.62	68.20	12.58	PK
15780	41.90	12.21	H	54.11	73.98	19.87	PK
15780	28.66	12.21	H	40.87	53.98	13.11	AV

Band : UNII 2A
Operation Mode: 802.11 ac(VHT20)
Transfer MCS Index: MCS0
Operating Frequency 5300 MHz
Channel No. 60 Ch

Frequency [MHz]	Reading [dBuV]	A.F.+C.L.-A.G+D.F. [dB]	ANT. POL [H/V]	Total [dBuV/m]	Limit [dBuV/m]	Margin [dB]	Measurement Type
10600	49.45	8.85	V	58.30	73.98	15.68	PK
10600	33.51	8.85	V	42.36	53.98	11.62	AV
15900	43.80	11.90	V	55.70	73.98	18.28	PK
15900	30.10	11.90	V	42.00	53.98	11.98	AV
10600	48.63	8.85	H	57.48	73.98	16.50	PK
10600	32.42	8.85	H	41.27	53.98	12.71	AV
15900	42.65	11.90	H	54.55	73.98	19.43	PK
15900	28.29	11.90	H	40.19	53.98	13.79	AV

Band :	UNII 2A
Operation Mode:	802.11 ac(VHT20)
Transfer MCS Index:	MCS0
Operating Frequency	5320 MHz
Channel No.	64 Ch

Frequency [MHz]	Reading [dBuV]	A.F.+C.L.-A.G+D.F. [dB]	ANT. POL [H/V]	Total [dBuV/m]	Limit [dBuV/m]	Margin [dB]	Measurement Type
10640	47.88	9.25	V	57.13	73.98	16.85	PK
10640	32.63	9.25	V	41.88	53.98	12.10	AV
15960	43.75	10.55	V	54.30	73.98	19.68	PK
15960	30.12	10.55	V	40.67	53.98	13.31	AV
10640	46.92	9.25	H	56.17	73.98	17.81	PK
10640	31.47	9.25	H	40.72	53.98	13.26	AV
15960	42.98	10.55	H	53.53	73.98	20.45	PK
15960	29.84	10.55	H	40.39	53.98	13.59	AV

Band : UNII 2A
Operation Mode: 802.11 n(HT40)
Transfer MCS Index: 0
Operating Frequency 5270 MHz
Channel No. 54 Ch

Frequency [MHz]	Reading [dBuV]	A.F.+C.L.-A.G+D.F. [dB]	ANT. POL [H/V]	Total [dBuV/m]	Limit [dBuV/m]	Margin [dB]	Measurement Type
10540	46.55	8.71	V	55.26	68.20	12.94	PK
15810	42.49	11.51	V	54.00	73.98	19.98	PK
15810	29.42	11.51	V	40.93	53.98	13.05	AV
10540	45.39	8.71	H	54.10	68.20	14.10	PK
15810	41.76	11.51	H	53.27	73.98	20.71	PK
15810	29.39	11.51	H	40.90	53.98	13.08	AV

Band : UNII 2A
Operation Mode: 802.11 n(HT40)
Transfer MCS Index: 0
Operating Frequency 5310 MHz
Channel No. 62 Ch

Frequency [MHz]	Reading [dBuV]	A.F.+C.L.-A.G+D.F. [dB]	ANT. POL [H/V]	Total [dBuV/m]	Limit [dBuV/m]	Margin [dB]	Measurement Type
10620	45.69	8.62	V	54.31	73.98	19.67	PK
10620	32.62	8.62	V	41.24	53.98	12.74	AV
15930	43.24	10.63	V	53.87	73.98	20.11	PK
15930	30.73	10.63	V	41.36	53.98	12.62	AV
10620	44.49	8.62	H	53.11	73.98	20.87	PK
10620	31.88	8.62	H	40.50	53.98	13.48	AV
15930	42.88	10.63	H	53.51	73.98	20.47	PK
15930	30.24	10.63	H	40.87	53.98	13.11	AV

Band : UNII 2A
Operation Mode: 802.11 ac(VHT40)
Transfer MCS Index: 0
Operating Frequency 5270 MHz
Channel No. 54 Ch

Frequency [MHz]	Reading [dBuV]	A.F.+C.L.-A.G+D.F. [dB]	ANT. POL [H/V]	Total [dBuV/m]	Limit [dBuV/m]	Margin [dB]	Measurement Type
10540	47.75	8.71	V	56.46	68.20	11.74	PK
15810	42.85	11.51	V	54.36	73.98	19.62	PK
15810	29.57	11.51	V	41.08	53.98	12.90	AV
10540	46.38	8.71	H	55.09	68.20	13.11	PK
15810	41.81	11.51	H	53.32	73.98	20.66	PK
15810	29.36	11.51	H	40.87	53.98	13.11	AV

Band : UNII 2A
Operation Mode: 802.11 ac(VHT40)
Transfer MCS Index: 0
Operating Frequency 5310 MHz
Channel No. 62 Ch

Frequency [MHz]	Reading [dBuV]	A.F.+C.L.-A.G+D.F. [dB]	ANT. POL [H/V]	Total [dBuV/m]	Limit [dBuV/m]	Margin [dB]	Measurement Type
10620	44.89	8.62	V	53.51	73.98	20.47	PK
10620	32.35	8.62	V	40.97	53.98	13.01	AV
15930	43.60	10.63	V	54.23	73.98	19.75	PK
15930	30.48	10.63	V	41.11	53.98	12.87	AV
10620	44.57	8.62	H	53.19	73.98	20.79	PK
10620	32.08	8.62	H	40.70	53.98	13.28	AV
15930	42.75	10.63	H	53.38	73.98	20.60	PK
15930	29.74	10.63	H	40.37	53.98	13.61	AV

Band :	UNII 2A
Operation Mode:	802.11 ac(VHT80)
Transfer MCS Index:	0
Operating Frequency	5290 MHz
Channel No.	58 Ch

Frequency [MHz]	Reading [dBuV]	A.F.+C.L.-A.G+D.F. [dB]	ANT. POL [H/V]	Total [dBuV/m]	Limit [dBuV/m]	Margin [dB]	Measurement Type
10580	44.34	8.83	V	53.17	68.20	15.03	PK
15870	42.81	11.15	V	53.96	73.98	20.02	PK
15870	31.61	11.15	V	42.76	53.98	11.22	AV
10580	43.56	8.83	H	52.39	68.20	15.81	PK
15870	41.36	11.15	H	52.51	73.98	21.47	PK
15870	30.53	11.15	H	41.68	53.98	12.30	AV

Band : UNII 2C
Operation Mode: 802.11 a
Transfer Rate: 6 Mbps
Operating Frequency 5500 MHz
Channel No. 100 Ch

Frequency [MHz]	Reading [dBuV]	A.F.+C.L.-A.G+D.F. [dB]	ANT. POL [H/V]	Total [dBuV/m]	Limit [dBuV/m]	Margin [dB]	Measurement Type
11000	45.30	10.23	V	55.53	73.98	18.45	PK
11000	30.63	10.23	V	40.86	53.98	13.12	AV
16500	43.31	11.62	V	54.93	68.20	13.27	PK
11000	45.93	10.23	H	56.16	73.98	17.82	PK
11000	31.81	10.23	H	42.04	53.98	11.94	AV
16500	44.38	11.62	H	56.00	68.20	12.20	PK

Band : UNII 2C
Operation Mode: 802.11 a
Transfer Rate: 6 Mbps
Operating Frequency 5600 MHz
Channel No. 120 Ch

Frequency [MHz]	Reading [dBuV]	A.F.+C.L.-A.G+D.F. [dB]	ANT. POL [H/V]	Total [dBuV/m]	Limit [dBuV/m]	Margin [dB]	Measurement Type
11200	49.11	9.94	V	59.05	73.98	14.93	PK
11200	34.56	9.94	V	44.50	53.98	9.48	AV
16800	43.99	10.84	V	54.83	68.20	13.37	PK
11200	50.16	9.94	H	60.10	73.98	13.88	PK
11200	35.74	9.94	H	45.68	53.98	8.30	AV
16800	44.47	10.84	H	55.31	68.20	12.89	PK

Band :	UNII 2C
Operation Mode:	802.11 a
Transfer Rate:	6 Mbps
Operating Frequency	5720 MHz
Channel No.	144 Ch

Frequency [MHz]	Reading [dBuV]	A.F.+C.L.-A.G+D.F. [dB]	ANT. POL [H/V]	Total [dBuV/m]	Limit [dBuV/m]	Margin [dB]	Measurement Type
11440	45.78	9.39	V	55.17	73.98	18.81	PK
11440	32.59	9.39	V	41.98	53.98	12.00	AV
17160	42.60	12.91	V	55.51	68.20	12.69	PK
11440	47.20	9.39	H	56.59	73.98	17.39	PK
11440	33.80	9.39	H	43.19	53.98	10.79	AV
17160	43.65	12.91	H	56.56	68.20	11.64	PK

Band : UNII 2C
Operation Mode: 802.11 n(HT20)
Transfer MCS Index: MCS0
Operating Frequency 5500 MHz
Channel No. 100 Ch

Frequency [MHz]	Reading [dBuV]	A.F.+C.L.-A.G+D.F. [dB]	ANT. POL [H/V]	Total [dBuV/m]	Limit [dBuV/m]	Margin [dB]	Measurement Type
11000	49.47	10.23	V	59.70	73.98	14.28	PK
11000	33.03	10.23	V	43.26	53.98	10.72	AV
16500	43.45	11.62	V	55.07	68.20	13.13	PK
11000	49.66	10.23	H	59.89	73.98	14.09	PK
11000	34.57	10.23	H	44.80	53.98	9.18	AV
16500	43.81	11.62	H	55.43	68.20	12.77	PK

Band : UNII 2C
Operation Mode: 802.11 n(HT20)
Transfer MCS Index: MCS0
Operating Frequency 5600 MHz
Channel No. 120 Ch

Frequency [MHz]	Reading [dBuV]	A.F.+C.L.-A.G+D.F. [dB]	ANT. POL [H/V]	Total [dBuV/m]	Limit [dBuV/m]	Margin [dB]	Measurement Type
11200	49.42	9.94	V	59.36	73.98	14.62	PK
11200	35.81	9.94	V	45.75	53.98	8.23	AV
16800	44.20	10.84	V	55.04	68.20	13.16	PK
11200	50.29	9.94	H	60.23	73.98	13.75	PK
11200	36.19	9.94	H	46.13	53.98	7.85	AV
16800	45.21	10.84	H	56.05	68.20	12.15	PK

Band :	UNII 2C
Operation Mode:	802.11 n(HT20)
Transfer MCS Index:	MCS0
Operating Frequency	5720 MHz
Channel No.	144 Ch

Frequency [MHz]	Reading [dBuV]	A.F.+C.L.-A.G+D.F. [dB]	ANT. POL [H/V]	Total [dBuV/m]	Limit [dBuV/m]	Margin [dB]	Measurement Type
11440	46.37	9.39	V	55.76	73.98	18.22	PK
11440	32.31	9.39	V	41.70	53.98	12.28	AV
17160	43.99	12.91	V	56.90	68.20	11.30	PK
11440	47.61	9.39	H	57.00	73.98	16.98	PK
11440	33.62	9.39	H	43.01	53.98	10.97	AV
17160	44.73	12.91	H	57.64	68.20	10.56	PK

Band : UNII 2C
Operation Mode: 802.11 ac(VHT20)
Transfer MCS Index: MCS0
Operating Frequency 5500 MHz
Channel No. 100 Ch

Frequency [MHz]	Reading [dBuV]	A.F.+C.L.-A.G+D.F. [dB]	ANT. POL [H/V]	Total [dBuV/m]	Limit [dBuV/m]	Margin [dB]	Measurement Type
11000	46.69	10.23	V	56.92	73.98	17.06	PK
11000	32.84	10.23	V	43.07	53.98	10.91	AV
16500	42.87	11.62	V	54.49	68.20	13.71	PK
11000	49.21	10.23	H	59.44	73.98	14.54	PK
11000	33.56	10.23	H	43.79	53.98	10.19	AV
16500	43.94	11.62	H	55.56	68.20	12.64	PK

Band : UNII 2C
Operation Mode: 802.11 ac(VHT20)
Transfer MCS Index: MCS0
Operating Frequency 5600 MHz
Channel No. 120 Ch

Frequency [MHz]	Reading [dBuV]	A.F.+C.L.-A.G+D.F. [dB]	ANT. POL [H/V]	Total [dBuV/m]	Limit [dBuV/m]	Margin [dB]	Measurement Type
11200	48.99	9.94	V	58.93	73.98	15.05	PK
11200	33.81	9.94	V	43.75	53.98	10.23	AV
16800	43.09	10.84	V	53.93	68.20	14.27	PK
11200	49.45	9.94	H	59.39	73.98	14.59	PK
11200	35.02	9.94	H	44.96	53.98	9.02	AV
16800	44.77	10.84	H	55.61	68.20	12.59	PK

Band :	UNII 2C
Operation Mode:	802.11 ac(VHT20)
Transfer MCS Index:	MCS0
Operating Frequency	5720 MHz
Channel No.	144 Ch

Frequency [MHz]	Reading [dBuV]	A.F.+C.L.-A.G+D.F. [dB]	ANT. POL [H/V]	Total [dBuV/m]	Limit [dBuV/m]	Margin [dB]	Measurement Type
11440	47.61	9.39	V	57.00	73.98	16.98	PK
11440	33.66	9.39	V	43.05	53.98	10.93	AV
17160	43.22	12.91	V	56.13	68.20	12.07	PK
11440	48.95	9.39	H	58.34	73.98	15.64	PK
11440	34.81	9.39	H	44.20	53.98	9.78	AV
17160	44.23	12.91	H	57.14	68.20	11.06	PK

Band : UNII 2C
Operation Mode: 802.11 n(HT40)
Transfer MCS Index: 0
Operating Frequency 5510 MHz
Channel No. 102 Ch

Frequency [MHz]	Reading [dBuV]	A.F.+C.L.-A.G+D.F. [dB]	ANT. POL [H/V]	Total [dBuV/m]	Limit [dBuV/m]	Margin [dB]	Measurement Type
11020	45.37	9.89	V	55.26	73.98	18.72	PK
11020	32.56	9.89	V	42.45	53.98	11.53	AV
16530	43.33	11.59	V	54.92	68.20	13.28	PK
11020	46.00	9.89	H	55.89	73.98	18.09	PK
11020	33.35	9.89	H	43.24	53.98	10.74	AV
16530	44.48	11.59	H	56.07	68.20	12.13	PK

Band : UNII 2C
Operation Mode: 802.11 n(HT40)
Transfer MCS Index: 0
Operating Frequency 5590 MHz
Channel No. 118 Ch

Frequency [MHz]	Reading [dBuV]	A.F.+C.L.-A.G+D.F. [dB]	ANT. POL [H/V]	Total [dBuV/m]	Limit [dBuV/m]	Margin [dB]	Measurement Type
11180	46.15	9.67	V	55.82	73.98	18.16	PK
11180	33.88	9.67	V	43.55	53.98	10.43	AV
16770	44.46	11.53	V	55.99	68.20	12.21	PK
11180	47.77	9.67	H	57.44	73.98	16.54	PK
11180	34.96	9.67	H	44.63	53.98	9.35	AV
16770	45.35	11.53	H	56.88	68.20	11.32	PK

Band :	UNII 2C
Operation Mode:	802.11 n(HT40)
Transfer MCS Index:	0
Operating Frequency	5710 MHz
Channel No.	142 Ch

Frequency [MHz]	Reading [dBuV]	A.F.+C.L.-A.G+D.F. [dB]	ANT. POL [H/V]	Total [dBuV/m]	Limit [dBuV/m]	Margin [dB]	Measurement Type
11420	45.97	9.18	V	55.15	73.98	18.83	PK
11420	33.99	9.18	V	43.17	53.98	10.81	AV
17130	42.57	13.20	V	55.77	68.20	12.43	PK
11420	46.65	9.18	H	55.83	73.98	18.15	PK
11420	34.20	9.18	H	43.38	53.98	10.60	AV
17130	43.94	13.20	H	57.14	68.20	11.06	PK

Band : UNII 2C
Operation Mode: 802.11 ac(VHT40)
Transfer MCS Index: 0
Operating Frequency 5510 MHz
Channel No. 102 Ch

Frequency [MHz]	Reading [dBuV]	A.F.+C.L.-A.G+D.F. [dB]	ANT. POL [H/V]	Total [dBuV/m]	Limit [dBuV/m]	Margin [dB]	Measurement Type
11020	44.46	9.89	V	54.35	73.98	19.63	PK
11020	32.82	9.89	V	42.71	53.98	11.27	AV
16530	44.02	11.59	V	55.61	68.20	12.59	PK
11020	45.19	9.89	H	55.08	73.98	18.90	PK
11020	33.38	9.89	H	43.27	53.98	10.71	AV
16530	44.67	11.59	H	56.26	68.20	11.94	PK

Band : UNII 2C
Operation Mode: 802.11 ac(VHT40)
Transfer MCS Index: 0
Operating Frequency 5590 MHz
Channel No. 118 Ch

Frequency [MHz]	Reading [dBuV]	A.F.+C.L.-A.G+D.F. [dB]	ANT. POL [H/V]	Total [dBuV/m]	Limit [dBuV/m]	Margin [dB]	Measurement Type
11180	47.18	9.67	V	56.85	73.98	17.13	PK
11180	34.74	9.67	V	44.41	53.98	9.57	AV
16770	43.28	11.53	V	54.81	68.20	13.39	PK
11180	48.03	9.67	H	57.70	73.98	16.28	PK
11180	35.00	9.67	H	44.67	53.98	9.31	AV
16770	44.76	11.53	H	56.29	68.20	11.91	PK

Band :	UNII 2C
Operation Mode:	802.11 ac(VHT40)
Transfer MCS Index:	0
Operating Frequency	5710 MHz
Channel No.	142 Ch

Frequency [MHz]	Reading [dBuV]	A.F.+C.L.-A.G+D.F. [dB]	ANT. POL [H/V]	Total [dBuV/m]	Limit [dBuV/m]	Margin [dB]	Measurement Type
11420	46.56	9.18	V	55.74	73.98	18.24	PK
11420	33.28	9.18	V	42.46	53.98	11.52	AV
17130	43.61	13.20	V	56.81	68.20	11.39	PK
11420	47.12	9.18	H	56.30	73.98	17.68	PK
11420	34.38	9.18	H	43.56	53.98	10.42	AV
17130	44.99	13.20	H	58.19	68.20	10.01	PK

Band : UNII 2C
Operation Mode: 802.11 ac(VHT80)
Transfer MCS Index: 0
Operating Frequency 5530 MHz
Channel No. 106 Ch

Frequency [MHz]	Reading [dBuV]	A.F.+C.L.-A.G+D.F. [dB]	ANT. POL [H/V]	Total [dBuV/m]	Limit [dBuV/m]	Margin [dB]	Measurement Type
11060	42.11	9.83	V	51.94	73.98	22.04	PK
11060	29.95	9.83	V	39.78	53.98	14.20	AV
16590	43.40	11.80	V	55.20	68.20	13.00	PK
11060	43.56	9.83	H	53.39	73.98	20.59	PK
11060	30.66	9.83	H	40.49	53.98	13.49	AV
16590	44.41	11.80	H	56.21	68.20	11.99	PK

Band : UNII 2C
Operation Mode: 802.11 ac(VHT80)
Transfer MCS Index: 0
Operating Frequency 5610 MHz
Channel No. 122 Ch

Frequency [MHz]	Reading [dBuV]	A.F.+C.L.-A.G+D.F. [dB]	ANT. POL [H/V]	Total [dBuV/m]	Limit [dBuV/m]	Margin [dB]	Measurement Type
11220	44.67	9.91	V	54.58	73.98	19.40	PK
11220	34.34	9.91	V	44.25	53.98	9.73	AV
16830	43.81	12.72	V	56.53	68.20	11.67	PK
11220	45.57	9.91	H	55.48	73.98	18.50	PK
11220	35.15	9.91	H	45.06	53.98	8.92	AV
16830	44.65	12.72	H	57.37	68.20	10.83	PK

Band :	UNII 2C
Operation Mode:	802.11 ac(VHT80)
Transfer MCS Index:	0
Operating Frequency	5690 MHz
Channel No.	138 Ch

Frequency [MHz]	Reading [dBuV]	A.F.+C.L.-A.G+D.F. [dB]	ANT. POL [H/V]	Total [dBuV/m]	Limit [dBuV/m]	Margin [dB]	Measurement Type
11380	45.78	9.91	V	55.69	73.98	18.29	PK
11380	33.87	9.91	V	43.78	53.98	10.20	AV
17070	42.98	12.72	V	55.70	68.20	12.50	PK
11380	46.39	9.91	H	56.30	73.98	17.68	PK
11380	34.50	9.91	H	44.41	53.98	9.57	AV
17070	43.10	12.72	H	55.82	68.20	12.38	PK

Band : UNII 3
Operation Mode: 802.11 a
Transfer Rate: 6 Mbps
Operating Frequency 5745MHz
Channel No. 149 Ch

Frequency [MHz]	Reading [dBuV]	A.F.+C.L.-A.G+D.F. [dB]	ANT. POL [H/V]	Total [dBuV/m]	Limit [dBuV/m]	Margin [dB]	Measurement Type
11490	48.69	9.31	V	58.00	73.98	15.98	PK
11490	34.78	9.31	V	44.09	53.98	9.89	AV
17235	43.91	14.49	V	58.40	68.20	9.80	PK
11490	47.04	9.31	H	56.35	73.98	17.63	PK
11490	33.69	9.31	H	43.00	53.98	10.98	AV
17235	43.30	14.49	H	57.79	68.20	10.41	PK

Band : UNII 3
Operation Mode: 802.11 a
Transfer Rate: 6 Mbps
Operating Frequency 5785 MHz
Channel No. 157 Ch

Frequency [MHz]	Reading [dBuV]	A.F.+C.L.-A.G+D.F. [dB]	ANT. POL [H/V]	Total [dBuV/m]	Limit [dBuV/m]	Margin [dB]	Measurement Type
11570	47.99	9.38	V	57.37	73.98	16.61	PK
11570	34.01	9.38	V	43.39	53.98	10.59	AV
17355	43.74	15.74	V	59.48	68.20	8.72	PK
11570	46.37	9.38	H	55.75	73.98	18.23	PK
11570	32.77	9.38	H	42.15	53.98	11.83	AV
17355	42.51	15.74	H	58.25	68.20	9.95	PK

Band :	UNII 3
Operation Mode:	802.11 a
Transfer Rate:	6 Mbps
Operating Frequency	5825 MHz
Channel No.	165 Ch

Frequency [MHz]	Reading [dBuV]	A.F.+C.L.-A.G+D.F. [dB]	ANT. POL [H/V]	Total [dBuV/m]	Limit [dBuV/m]	Margin [dB]	Measurement Type
11650	48.11	8.33	V	56.44	73.98	17.54	PK
11650	35.07	8.33	V	43.40	53.98	10.58	AV
17475	44.84	16.79	V	61.63	68.20	6.57	PK
11650	47.52	8.33	H	55.85	73.98	18.13	PK
11650	34.22	8.33	H	42.55	53.98	11.43	AV
17475	43.76	16.79	H	60.55	68.20	7.65	PK

Band : UNII 3
Operation Mode: 802.11 n(HT20)
Transfer MCS Index: MCS0
Operating Frequency 5745MHz
Channel No. 149 Ch

Frequency [MHz]	Reading [dBuV]	A.F.+C.L.-A.G+D.F. [dB]	ANT. POL [H/V]	Total [dBuV/m]	Limit [dBuV/m]	Margin [dB]	Measurement Type
11490	50.03	9.31	V	59.34	73.98	14.64	PK
11490	34.77	9.31	V	44.08	53.98	9.90	AV
17235	44.87	14.49	V	59.36	68.20	8.84	PK
11490	48.02	9.31	H	57.33	73.98	16.65	PK
11490	36.52	9.31	H	45.83	53.98	8.15	AV
17235	43.66	14.49	H	58.15	68.20	10.05	PK

Band : UNII 3
Operation Mode: 802.11 n(HT20)
Transfer MCS Index: MCS0
Operating Frequency 5785 MHz
Channel No. 157 Ch

Frequency [MHz]	Reading [dBuV]	A.F.+C.L.-A.G+D.F. [dB]	ANT. POL [H/V]	Total [dBuV/m]	Limit [dBuV/m]	Margin [dB]	Measurement Type
11570	47.66	9.38	V	57.04	73.98	16.94	PK
11570	33.58	9.38	V	42.96	53.98	11.02	AV
17355	44.13	15.74	V	59.87	68.20	8.33	PK
11570	47.01	9.38	H	56.39	73.98	17.59	PK
11570	32.29	9.38	H	41.67	53.98	12.31	AV
17355	42.61	15.74	H	58.35	68.20	9.85	PK

Band :	UNII 3
Operation Mode:	802.11 n(HT20)
Transfer MCS Index:	MCS0
Operating Frequency	5825 MHz
Channel No.	165 Ch

Frequency [MHz]	Reading [dBuV]	A.F.+C.L.-A.G+D.F. [dB]	ANT. POL [H/V]	Total [dBuV/m]	Limit [dBuV/m]	Margin [dB]	Measurement Type
11650	49.08	8.33	V	57.41	73.98	16.57	PK
11650	34.65	8.33	V	42.98	53.98	11.00	AV
17475	45.55	16.79	V	62.34	68.20	5.86	PK
11650	47.20	8.33	H	55.53	73.98	18.45	PK
11650	33.25	8.33	H	41.58	53.98	12.40	AV
17475	44.82	16.79	H	61.61	68.20	6.59	PK

Band : UNII 3
Operation Mode: 802.11 ac(VHT20)
Transfer MCS Index: MCS0
Operating Frequency 5745MHz
Channel No. 149 Ch

Frequency [MHz]	Reading [dBuV]	A.F.+C.L.-A.G+D.F. [dB]	ANT. POL [H/V]	Total [dBuV/m]	Limit [dBuV/m]	Margin [dB]	Measurement Type
11490	48.13	9.31	V	57.44	73.98	16.54	PK
11490	34.19	9.31	V	43.50	53.98	10.48	AV
17235	43.83	14.49	V	58.32	68.20	9.88	PK
11490	47.44	9.31	H	56.75	73.98	17.23	PK
11490	33.82	9.31	H	43.13	53.98	10.85	AV
17235	42.51	14.49	H	57.00	68.20	11.20	PK

Band : UNII 3
Operation Mode: 802.11 ac(VHT20)
Transfer MCS Index: MCS0
Operating Frequency 5785 MHz
Channel No. 157 Ch

Frequency [MHz]	Reading [dBuV]	A.F.+C.L.-A.G+D.F. [dB]	ANT. POL [H/V]	Total [dBuV/m]	Limit [dBuV/m]	Margin [dB]	Measurement Type
11570	47.40	9.38	V	56.78	73.98	17.20	PK
11570	33.33	9.38	V	42.71	53.98	11.27	AV
17355	43.98	15.74	V	59.72	68.20	8.48	PK
11570	46.23	9.38	H	55.61	73.98	18.37	PK
11570	32.03	9.38	H	41.41	53.98	12.57	AV
17355	43.06	15.74	H	58.80	68.20	9.40	PK

Band :	UNII 3
Operation Mode:	802.11 ac(VHT20)
Transfer MCS Index:	MCS0
Operating Frequency	5825 MHz
Channel No.	165 Ch

Frequency [MHz]	Reading [dBuV]	A.F.+C.L.-A.G+D.F. [dB]	ANT. POL [H/V]	Total [dBuV/m]	Limit [dBuV/m]	Margin [dB]	Measurement Type
11650	48.22	8.33	V	56.55	73.98	17.43	PK
11650	33.71	8.33	V	42.04	53.98	11.94	AV
17475	44.19	16.79	V	60.98	68.20	7.22	PK
11650	47.50	8.33	H	55.83	73.98	18.15	PK
11650	32.68	8.33	H	41.01	53.98	12.97	AV
17475	43.22	16.79	H	60.01	68.20	8.19	PK

Band : UNII 3
Operation Mode: 802.11 n(HT40)
Transfer MCS Index: 0
Operating Frequency 5755 MHz
Channel No. 151 Ch

Frequency [MHz]	Reading [dBuV]	A.F.+C.L.-A.G+D.F. [dB]	ANT. POL [H/V]	Total [dBuV/m]	Limit [dBuV/m]	Margin [dB]	Measurement Type
11510	45.29	9.19	V	54.48	73.98	19.50	PK
11510	33.30	9.19	V	42.49	53.98	11.49	AV
17265	43.47	14.32	V	57.79	68.20	10.41	PK
11510	44.17	9.19	H	53.36	73.98	20.62	PK
11510	32.14	9.19	H	41.33	53.98	12.65	AV
17265	42.11	14.32	H	56.43	68.20	11.77	PK

Band : UNII 3
Operation Mode: 802.11 n(HT40)
Transfer MCS Index: 0
Operating Frequency 5795 MHz
Channel No. 159 Ch

Frequency [MHz]	Reading [dBuV]	A.F.+C.L.-A.G+D.F. [dB]	ANT. POL [H/V]	Total [dBuV/m]	Limit [dBuV/m]	Margin [dB]	Measurement Type
11590	45.55	9.46	V	55.01	73.98	18.97	PK
11590	33.00	9.46	V	42.46	53.98	11.52	AV
17385	44.20	15.37	V	59.57	68.20	8.63	PK
11590	44.89	9.46	H	54.35	73.98	19.63	PK
11590	32.66	9.46	H	42.12	53.98	11.86	AV
17385	42.36	15.37	H	57.73	68.20	10.47	PK

Band : UNII 3
Operation Mode: 802.11 ac(VHT40)
Transfer MCS Index: 0
Operating Frequency 5755 MHz
Channel No. 151 Ch

Frequency [MHz]	Reading [dBuV]	A.F.+C.L.-A.G+D.F. [dB]	ANT. POL [H/V]	Total [dBuV/m]	Limit [dBuV/m]	Margin [dB]	Measurement Type
11510	46.41	9.19	V	55.60	73.98	18.38	PK
11510	33.52	9.19	V	42.71	53.98	11.27	AV
17265	43.19	14.32	V	57.51	68.20	10.69	PK
11510	44.97	9.19	H	54.16	73.98	19.82	PK
11510	32.21	9.19	H	41.40	53.98	12.58	AV
17265	42.31	14.32	H	56.63	68.20	11.57	PK

Band : UNII 3
Operation Mode: 802.11 ac(VHT40)
Transfer MCS Index: 0
Operating Frequency 5795 MHz
Channel No. 159 Ch

Frequency [MHz]	Reading [dBuV]	A.F.+C.L.-A.G+D.F. [dB]	ANT. POL [H/V]	Total [dBuV/m]	Limit [dBuV/m]	Margin [dB]	Measurement Type
11590	45.36	9.46	V	54.82	73.98	19.16	PK
11590	33.04	9.46	V	42.50	53.98	11.48	AV
17385	44.28	15.37	V	59.65	68.20	8.55	PK
11590	44.38	9.46	H	53.84	73.98	20.14	PK
11590	32.94	9.46	H	42.40	53.98	11.58	AV
17385	43.99	15.37	H	59.36	68.20	8.84	PK

Band :	UNII 3
Operation Mode:	802.11 ac(VHT80)
Transfer MCS Index:	0
Operating Frequency	5775 MHz
Channel No.	155 Ch

Frequency [MHz]	Reading [dBuV]	A.F.+C.L.-A.G+D.F. [dB]	ANT. POL [H/V]	Total [dBuV/m]	Limit [dBuV/m]	Margin [dB]	Measurement Type
11550	44.61	8.90	V	53.51	73.98	20.47	PK
11550	32.84	8.90	V	41.74	53.98	12.24	AV
17325	44.91	15.33	V	60.24	68.20	7.96	PK
11550	43.05	8.90	H	51.95	73.98	22.03	PK
11550	32.16	8.90	H	41.06	53.98	12.92	AV
17325	42.81	15.33	H	58.14	68.20	10.06	PK

▣ Test Plots

Peak Reading (802.11n_HT20, Ch.165 3rd Harmonic)

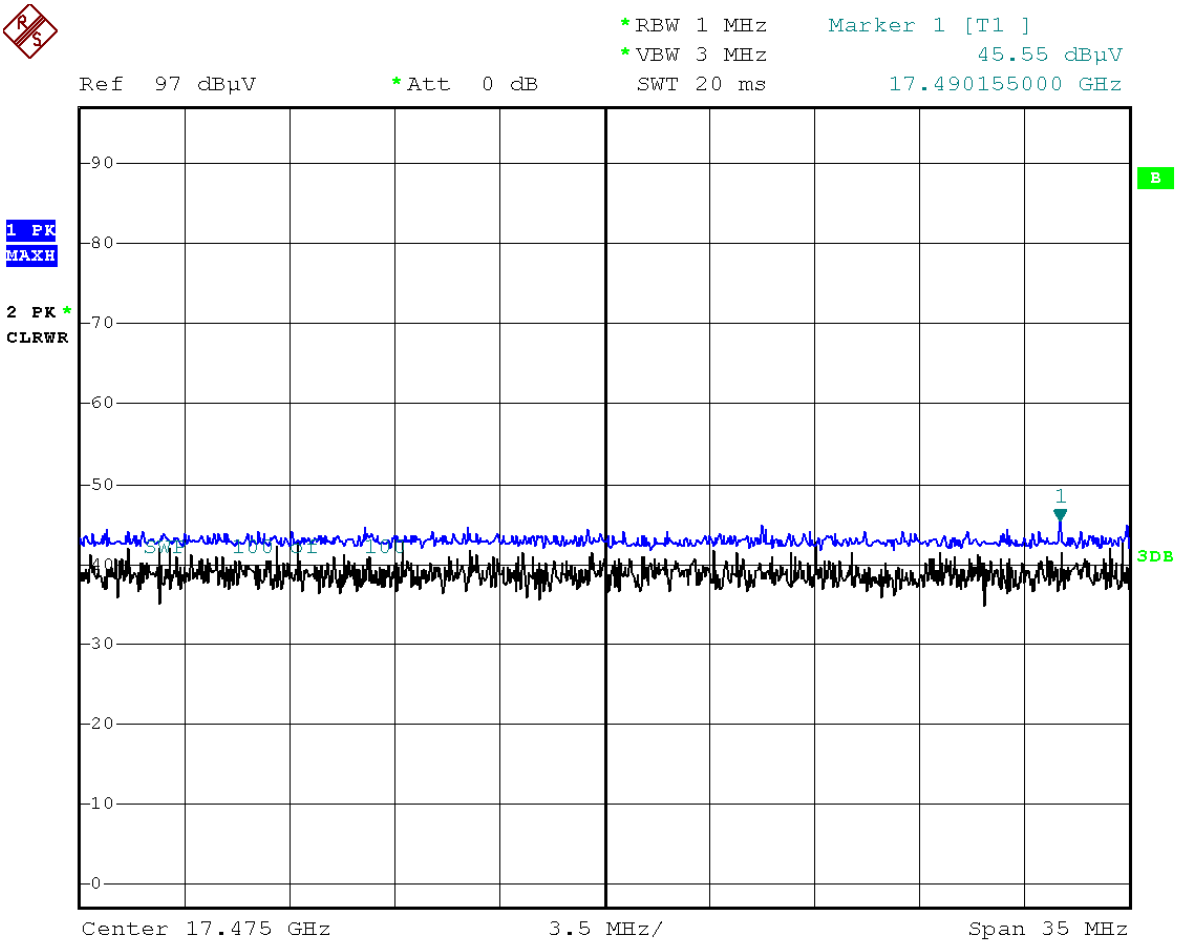

Date: 13.MAR.2019 13:51:38

Note : Only the worst case plots for Radiated Spurious Emissions.

10.9 RADIATED RESTRICTED BAND EDGE

Band :	UNII 1
Operation Mode:	802.11 a
Transfer Rate:	6 Mbps
Operating Frequency	5180 MHz
Channel No.	36 Ch

Frequency [MHz]	Reading dBuV	AN.+CL+AMP+ATT. +D.F. [dB]	ANT. POL [H/V]	Total [dBuV/m]	Limit [dBuV/m]	Margin [dB]	Measurement Type
5150	55.02	5.75	H	60.77	73.98	13.21	PK
5150	43.67	5.75	H	49.42	53.98	4.56	AV
5150	54.64	5.75	V	60.39	73.98	13.59	PK
5150	42.15	5.75	V	47.9	53.98	6.08	AV

Band :	UNII 1
Operation Mode:	802.11 n_HT20
Transfer MCS Index:	0
Operating Frequency	5180 MHz
Channel No.	36 Ch

Frequency [MHz]	Reading dBuV	AN.+CL+AMP+ATT. +D.F. [dB]	ANT. POL [H/V]	Total [dBuV/m]	Limit [dBuV/m]	Margin [dB]	Measurement Type
5150	54.85	5.75	H	60.60	73.98	13.38	PK
5150	42.09	5.75	H	47.84	53.98	6.14	AV
5150	53.77	5.75	V	59.52	73.98	14.46	PK
5150	41.84	5.75	V	47.59	53.98	6.39	AV

Band :	UNII 1
Operation Mode:	802.11 ac_VHT20
Transfer MCS Index:	0
Operating Frequency	5180 MHz
Channel No.	36 Ch

Frequency [MHz]	Reading dBuV	AN.+CL+AMP+ATT. +D.F. [dB]	ANT. POL [H/V]	Total [dBuV/m]	Limit [dBuV/m]	Margin [dB]	Measurement Type
5150	55.04	5.75	H	60.79	73.98	13.19	PK
5150	42.23	5.75	H	47.98	53.98	6.00	AV
5150	54.61	5.75	V	60.36	73.98	13.62	PK
5150	41.19	5.75	V	46.94	53.98	7.04	AV

Band :	UNII 1
Operation Mode:	802.11 n_HT40
Transfer MCS Index:	0
Operating Frequency	5190 MHz
Channel No.	38 Ch

Frequency [MHz]	Reading dBuV	AN.+CL+AMP+ATT. +D.F. [dB]	ANT. POL [H/V]	Total [dBuV/m]	Limit [dBuV/m]	Margin [dB]	Measurement Type
5150	55.16	5.75	H	60.91	73.98	13.07	PK
5150	44.70	5.75	H	50.45	53.98	3.53	AV
5150	54.66	5.75	V	60.41	73.98	13.57	PK
5150	43.25	5.75	V	49.00	53.98	4.98	AV

Band :	UNII 1
Operation Mode:	802.11 n_HT40
Transfer MCS Index:	0
Operating Frequency	5230 MHz
Channel No.	46 Ch

Frequency [MHz]	Reading dBuV	AN.+CL+AMP+ATT. +D.F. [dB]	ANT. POL [H/V]	Total [dBuV/m]	Limit [dBuV/m]	Margin [dB]	Measurement Type
5150	52.62	5.75	H	58.37	73.98	15.61	PK
5150	41.64	5.75	H	47.39	53.98	6.59	AV
5150	51.79	5.75	V	57.54	73.98	16.44	PK
5150	40.67	5.75	V	46.42	53.98	7.56	AV

Band :	UNII 1
Operation Mode:	802.11 ac_VHT40
Transfer MCS Index:	0
Operating Frequency	5190 MHz
Channel No.	38 Ch

Frequency [MHz]	Reading dBuV	AN.+CL+AMP+ATT. +D.F. [dB]	ANT. POL [H/V]	Total [dBuV/m]	Limit [dBuV/m]	Margin [dB]	Measurement Type
5150	57.13	5.75	H	62.88	73.98	11.10	PK
5150	44.67	5.75	H	50.42	53.98	3.56	AV
5150	56.43	5.75	V	62.18	73.98	11.80	PK
5150	43.82	5.75	V	49.57	53.98	4.41	AV

Band :	UNII 1
Operation Mode:	802.11 ac_VHT80
Transfer MCS Index:	0
Operating Frequency	5210 MHz
Channel No.	42 Ch

Frequency [MHz]	Reading dBuV	AN.+CL+AMP+ATT. +D.F. [dB]	ANT. POL [H/V]	Total [dBuV/m]	Limit [dBuV/m]	Margin [dB]	Measurement Type
5150	56.82	5.75	H	62.57	73.98	11.41	PK
5150	45.72	5.75	H	51.47	53.98	2.51	AV
5150	55.89	5.75	V	61.64	73.98	12.34	PK
5150	44.81	5.75	V	50.56	53.98	3.42	AV

Band :	UNII 2A
Operation Mode:	802.11 a
Transfer Rate:	6 Mbps
Operating Frequency	5320 MHz
Channel No.	64 Ch

Frequency [MHz]	Reading dBuV	AN.+CL+AMP+ATT. +D.F. [dB]	ANT. POL [H/V]	Total [dBuV/m]	Limit [dBuV/m]	Margin [dB]	Measurement Type
5350	56.89	6.66	H	63.55	73.98	10.43	PK
5350	43.75	6.66	H	50.41	53.98	3.57	AV
5350	55.48	6.66	V	62.14	73.98	11.84	PK
5350	42.62	6.66	V	49.28	53.98	4.70	AV

Band :	UNII 2A
Operation Mode:	802.11 n_HT20
Transfer MCS Index:	0
Operating Frequency	5320 MHz
Channel No.	64 Ch

Frequency [MHz]	Reading dBuV	AN.+CL+AMP+ATT. +D.F. [dB]	ANT. POL [H/V]	Total [dBuV/m]	Limit [dBuV/m]	Margin [dB]	Measurement Type
5350	54.97	6.66	H	61.63	73.98	12.35	PK
5350	42.67	6.66	H	49.33	53.98	4.65	AV
5350	54.03	6.66	V	60.69	73.98	13.29	PK
5350	42.38	6.66	V	49.04	53.98	4.94	AV

Band :	UNII 2A
Operation Mode:	802.11 ac_VHT20
Transfer MCS Index:	0
Operating Frequency	5320 MHz
Channel No.	64 Ch

Frequency [MHz]	Reading dBuV	AN.+CL+AMP+ATT. +D.F. [dB]	ANT. POL [H/V]	Total [dBuV/m]	Limit [dBuV/m]	Margin [dB]	Measurement Type
5350	54.96	6.66	H	61.62	73.98	12.36	PK
5350	42.03	6.66	H	48.69	53.98	5.29	AV
5350	53.54	6.66	V	60.2	73.98	13.78	PK
5350	41.85	6.66	V	48.51	53.98	5.47	AV

Band :	UNII 2A
Operation Mode:	802.11 n_HT40
Transfer MCS Index:	0
Operating Frequency	5310 MHz
Channel No.	62 Ch

Frequency [MHz]	Reading dBuV	AN.+CL+AMP+ATT. +D.F. [dB]	ANT. POL [H/V]	Total [dBuV/m]	Limit [dBuV/m]	Margin [dB]	Measurement Type
5350	56.98	6.66	H	63.64	73.98	10.34	PK
5350	45.15	6.66	H	51.81	53.98	2.17	AV
5350	55.37	6.66	V	62.03	73.98	11.95	PK
5350	44.04	6.66	V	50.7	53.98	3.28	AV

Band :	UNII 2A
Operation Mode:	802.11 ac_VHT40
Transfer MCS Index:	0
Operating Frequency	5310 MHz
Channel No.	62 Ch

Frequency [MHz]	Reading dBuV	AN.+CL+AMP+ATT. +D.F. [dB]	ANT. POL [H/V]	Total [dBuV/m]	Limit [dBuV/m]	Margin [dB]	Measurement Type
5350	56.43	6.66	H	63.09	73.98	10.89	PK
5350	44.22	6.66	H	50.88	53.98	3.10	AV
5350	55.59	6.66	V	62.25	73.98	11.73	PK
5350	43.62	6.66	V	50.28	53.98	3.70	AV

Band :	UNII 2A
Operation Mode:	802.11 ac_VHT80
Transfer MCS Index:	0
Operating Frequency	5290 MHz
Channel No.	58 Ch

Frequency [MHz]	Reading dBuV	AN.+CL+AMP+ATT. +D.F. [dB]	ANT. POL [H/V]	Total [dBuV/m]	Limit [dBuV/m]	Margin [dB]	Measurement Type
5350	54.96	6.66	H	61.62	73.98	12.36	PK
5350	44.69	6.66	H	51.35	53.98	2.63	AV
5350	54.39	6.66	V	61.05	73.98	12.93	PK
5350	43.92	6.66	V	50.58	53.98	3.40	AV

Band :	UNII 2C
Operation Mode:	802.11 a
Transfer Rate:	6 Mbps
Operating Frequency	5500 MHz
Channel No.	100 Ch

Frequency [MHz]	Reading DBuV	AN.+CL+AMP+ATT. +D.F. [dB]	ANT. POL [H/V]	Total [dBuV/m]	Limit [dBuV/m]	Margin [dB]	Measurement Type
5460	54.36	6.08	H	60.44	73.98	13.54	PK
5460	41.42	6.08	H	47.5	53.98	6.48	AV
5470	57.28	6.19	H	63.47	68.20	4.73	PK
5460	53.22	6.08	V	59.3	73.98	14.68	PK
5460	40.81	6.08	V	46.89	53.98	7.09	AV
5470	56.94	6.19	V	63.13	68.20	5.07	PK

Band :	UNII 2C
Operation Mode:	802.11 n_HT20
Transfer MCS Index:	0
Operating Frequency	5500 MHz
Channel No.	100 Ch

Frequency [MHz]	Reading DBuV	AN.+CL+AMP+ATT. +D.F. [dB]	ANT. POL [H/V]	Total [dBuV/m]	Limit [dBuV/m]	Margin [dB]	Measurement Type
5460	54.21	6.08	H	60.29	73.98	13.69	PK
5460	41.64	6.08	H	47.72	53.98	6.26	AV
5470	57.41	6.19	H	63.6	68.20	4.60	PK
5460	52.81	6.08	V	58.89	73.98	15.09	PK
5460	40.27	6.08	V	46.35	53.98	7.63	AV
5470	56.05	6.19	V	62.24	68.20	5.96	PK

Band :	UNII 2C
Operation Mode:	802.11 ac_VHT20
Transfer MCS Index:	0
Operating Frequency	5500 MHz
Channel No.	100 Ch

Frequency [MHz]	Reading DBuV	AN.+CL+AMP+ATT. +D.F. [dB]	ANT. POL [H/V]	Total [dBuV/m]	Limit [dBuV/m]	Margin [dB]	Measurement Type
5460	54.35	6.08	H	60.43	73.98	13.55	PK
5460	41.34	6.08	H	47.42	53.98	6.56	AV
5470	55.98	6.19	H	62.17	68.20	6.03	PK
5460	53.08	6.08	V	59.16	73.98	14.82	PK
5460	40.05	6.08	V	46.13	53.98	7.85	AV
5470	55.42	6.19	V	61.61	68.20	6.59	PK

Band :	UNII 2C
Operation Mode:	802.11 n_HT40
Transfer MCS Index:	0
Operating Frequency	5510 MHz
Channel No.	102 Ch

Frequency [MHz]	Reading DBuV	AN.+CL+AMP+ATT. +D.F. [dB]	ANT. POL [H/V]	Total [dBuV/m]	Limit [dBuV/m]	Margin [dB]	Measurement Type
5460	56.39	6.08	H	62.47	73.98	11.51	PK
5460	43.29	6.08	H	49.37	53.98	4.61	AV
5470	59.52	6.19	H	65.71	68.20	2.49	PK
5460	54.35	6.08	V	60.43	73.98	13.55	PK
5460	42.56	6.08	V	48.64	53.98	5.34	AV
5470	58.49	6.19	V	64.68	68.20	3.52	PK

Band :	UNII 2C
Operation Mode:	802.11 ac_VHT40
Transfer MCS Index:	0
Operating Frequency	5510 MHz
Channel No.	102 Ch

Frequency [MHz]	Reading DBuV	AN.+CL+AMP+ATT. +D.F. [dB]	ANT. POL [H/V]	Total [dBuV/m]	Limit [dBuV/m]	Margin [dB]	Measurement Type
5460	55.66	6.08	H	61.74	73.98	12.24	PK
5460	43.20	6.08	H	49.28	53.98	4.70	AV
5470	59.30	6.19	H	65.49	68.20	2.71	PK
5460	54.60	6.08	V	60.68	73.98	13.30	PK
5460	41.68	6.08	V	47.76	53.98	6.22	AV
5470	58.21	6.19	V	64.4	68.20	3.80	PK

Band :	UNII 2C
Operation Mode:	802.11 ac_VHT80
Transfer MCS Index:	0
Operating Frequency	5530 MHz
Channel No.	106 Ch

Frequency [MHz]	Reading DBuV	AN.+CL+AMP+ATT. +D.F. [dB]	ANT. POL [H/V]	Total [dBuV/m]	Limit [dBuV/m]	Margin [dB]	Measurement Type
5460	58.59	6.08	H	64.67	73.98	9.31	PK
5460	45.47	6.08	H	51.55	53.98	2.43	AV
5470	58.24	6.19	H	64.43	68.20	3.77	PK
5460	57.81	6.08	V	63.89	73.98	10.09	PK
5460	44.62	6.08	V	50.7	53.98	3.28	AV
5470	57.92	6.19	V	64.11	68.20	4.09	PK

Band : UNII 2C
Operation Mode: 802.11 a
Transfer Rate: 6 Mbps
Operating Frequency 5720 MHz
Channel No. 144 Ch
Measured Frequency Range Above 5850MHz

Frequency [MHz]	Reading dBuV	AN.+CL+AMP+ATT. +D.F. [dB]	ANT. POL [H/V]	Total [dBuV/m]	Limit [dBuV/m]	Margin [dB]	Measurement Type
5850	54.54	7.07	H	61.61	68.20	6.59	PK
5850	52.94	7.07	V	60.01	68.20	8.19	PK

Band : UNII 2C
Operation Mode: 802.11 n_HT20
Transfer MCS Index: 0
Operating Frequency 5720 MHz
Channel No. 144 Ch
Measured Frequency Range Above 5850MHz

Frequency [MHz]	Reading dBuV	AN.+CL+AMP+ATT. +D.F. [dB]	ANT. POL [H/V]	Total [dBuV/m]	Limit [dBuV/m]	Margin [dB]	Measurement Type
5850	54.44	7.07	H	61.51	68.20	6.69	PK
5850	53.01	7.07	V	60.08	68.20	8.12	PK

Band : UNII 2C
Operation Mode: 802.11 ac_VHT20
Transfer MCS Index: 0
Operating Frequency 5720 MHz
Channel No. 144 Ch
Measured Frequency Range Above 5850MHz

Frequency [MHz]	Reading dBuV	AN.+CL+AMP+ATT. +D.F. [dB]	ANT. POL [H/V]	Total [dBuV/m]	Limit [dBuV/m]	Margin [dB]	Measurement Type
5850	53.88	7.07	H	60.95	68.20	7.25	PK
5850	52.44	7.07	V	59.51	68.20	8.69	PK

Band : UNII 2C
Operation Mode: 802.11 n_HT40
Transfer MCS Index: 0
Operating Frequency 5710 MHz
Channel No. 142 Ch
Measured Frequency Range Above 5850MHz

Frequency [MHz]	Reading dBuV	AN.+CL+AMP+ATT. +D.F. [dB]	ANT. POL [H/V]	Total [dBuV/m]	Limit [dBuV/m]	Margin [dB]	Measurement Type
5850	53.66	7.07	H	60.73	68.20	7.47	PK
5850	53.02	7.07	V	60.09	68.20	8.11	PK

Band : UNII 2C
Operation Mode: 802.11 ac_VHT40
Transfer MCS Index: 0
Operating Frequency 5710 MHz
Channel No. 142 Ch
Measured Frequency Range Above 5850MHz

Frequency [MHz]	Reading dBuV	AN.+CL+AMP+ATT. +D.F. [dB]	ANT. POL [H/V]	Total [dBuV/m]	Limit [dBuV/m]	Margin [dB]	Measurement Type
5850	53.97	7.07	H	61.04	68.20	7.16	PK
5850	53.24	7.07	V	60.31	68.20	7.89	PK

Band : UNII 2C
Operation Mode: 802.11 ac_VHT80
Transfer MCS Index: 0
Operating Frequency 5690 MHz
Channel No. 138 Ch
Measured Frequency Range Above 5850MHz

Frequency [MHz]	Reading dBuV	AN.+CL+AMP+ATT. +D.F. [dB]	ANT. POL [H/V]	Total [dBuV/m]	Limit [dBuV/m]	Margin [dB]	Measurement Type
5850	53.89	7.07	H	60.96	68.20	7.24	PK
5850	53.03	7.07	V	60.10	68.20	8.10	PK

▣ Test Plots(UNII 1, 2A, 2C)

Average Reading (802.11n_HT40, Ch.62)

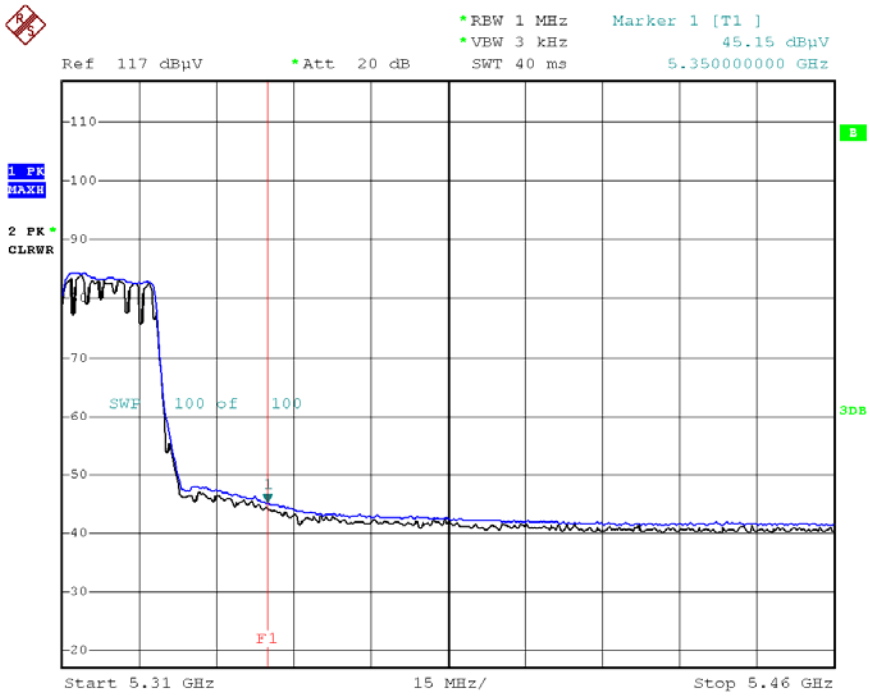

Date: 8.MAR.2019 13:30:40

Peak Reading (802.11n_HT40, Ch.62)

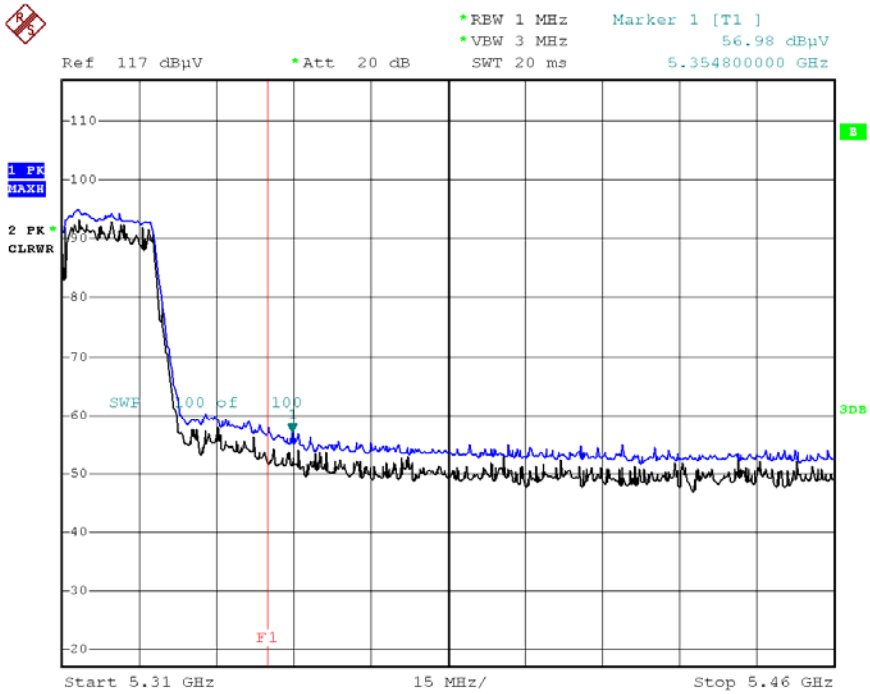

Date: 8.MAR.2019 13:31:28

Note : Only the worst case plots for Radiated Restricted Band Edge.

Peak Reading (802.11a, Ch.144)

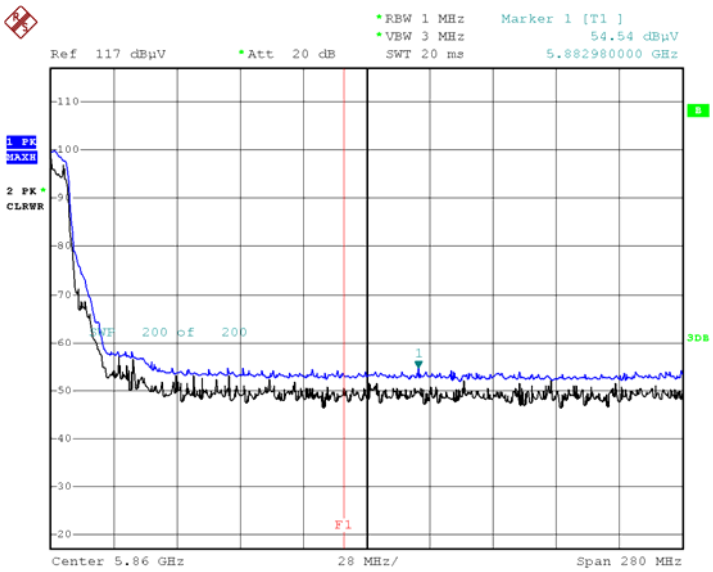

Date: 18.MAR.2019 13:38:40

Peak Reading (802.11ac(VHT80), Ch.138)

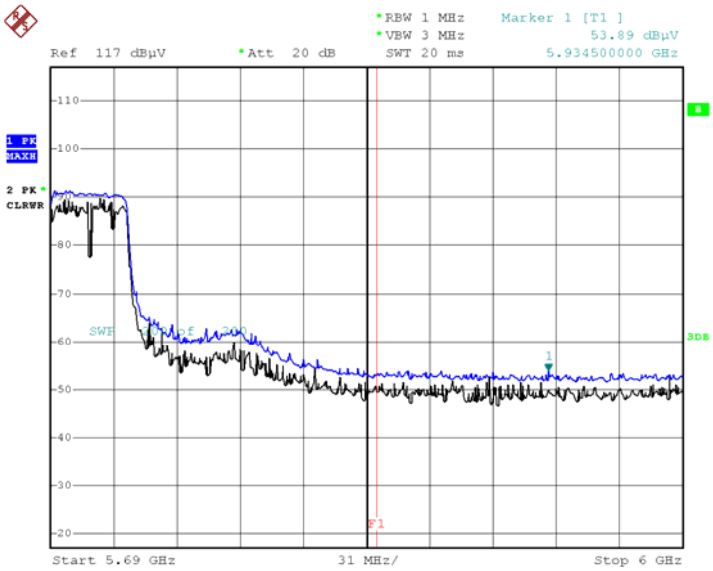

Date: 18.MAR.2019 13:51:58

Note :

1. Only the worst case plots for Radiated Restricted Band Edge.
2. Red line : 5850MHz

▣ Test Plots(UNII 3)

Peak Reading (802.11a, Ch.149)

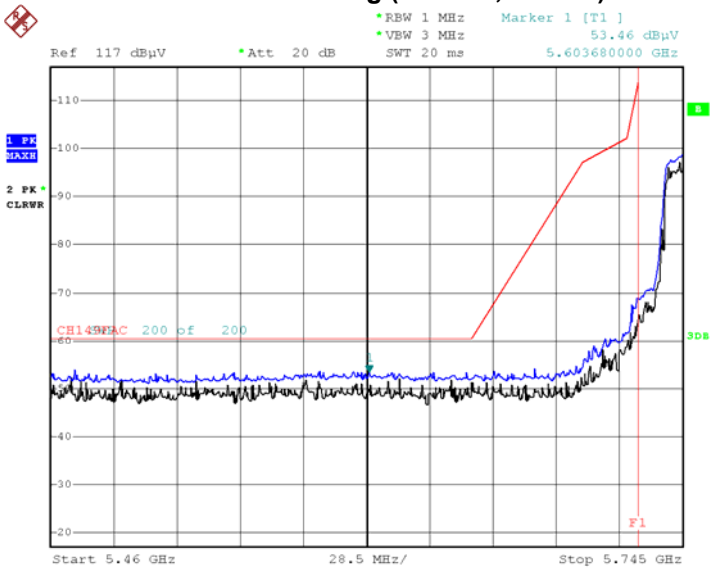

Date: 17.MAR.2019 14:06:22

Peak Reading (802.11n_HT20, Ch.149)

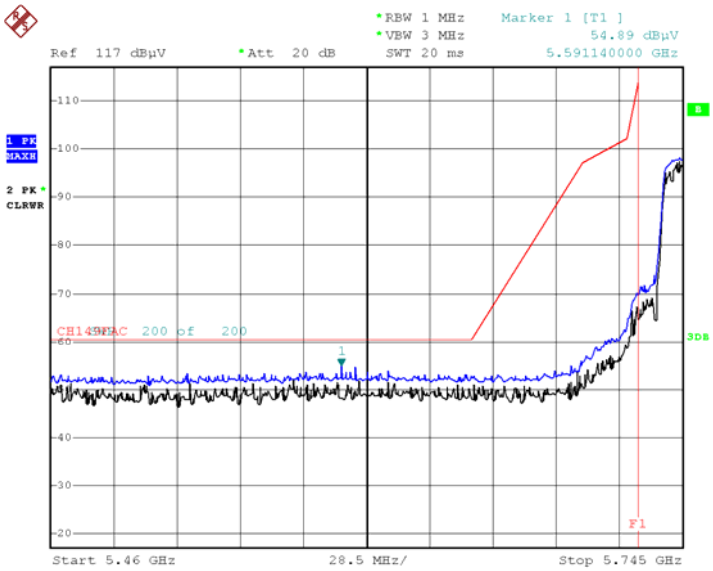

Date: 17.MAR.2019 14:07:37

Peak Reading (802.11ac_VHT20, Ch.149)

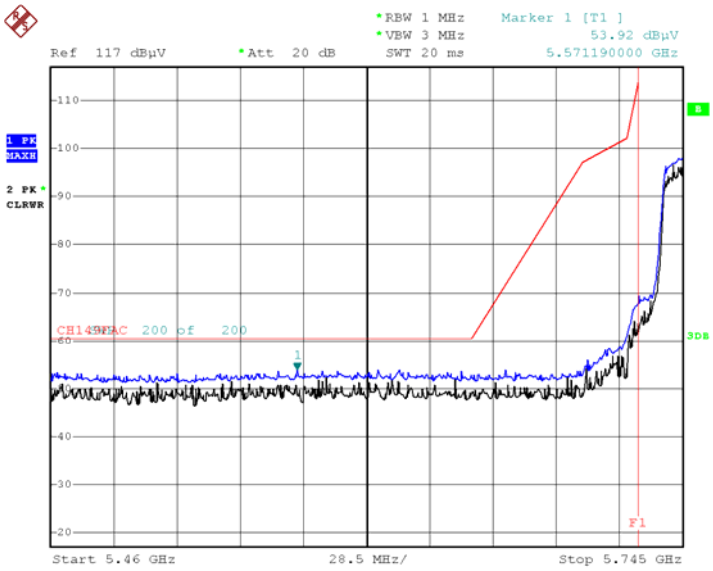

Date: 17.MAR.2019 14:09:01

Peak Reading (802.11n_HT40, Ch.151)

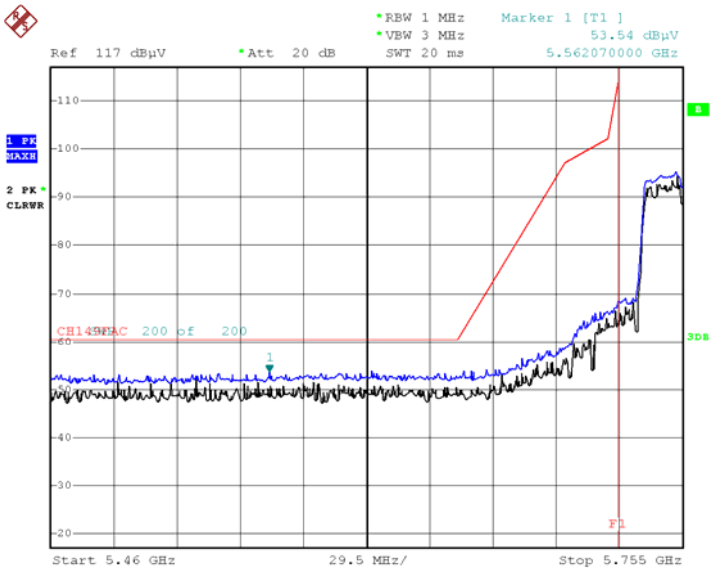

Date: 17.MAR.2019 14:04:45

Peak Reading (802.11ac_VHT40, Ch.151)

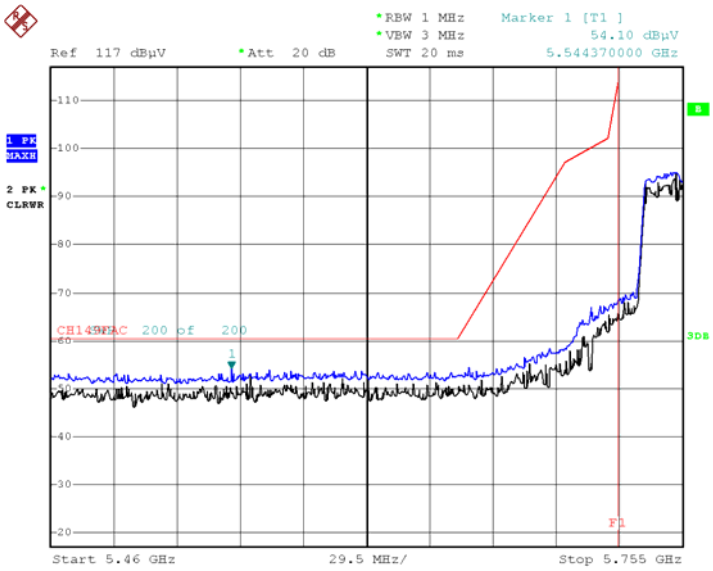

Date: 17.MAR.2019 14:03:35

Peak Reading (802.11ac_VHT80, Ch.155)

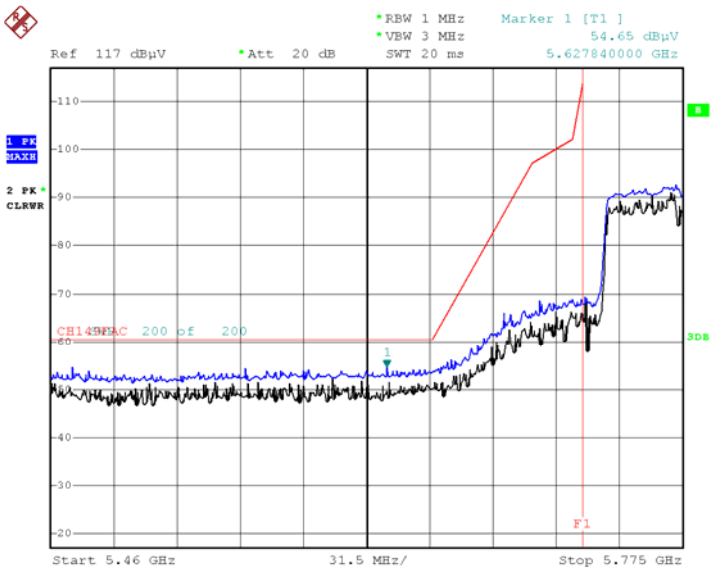

Date: 17.MAR.2019 14:01:53

Peak Reading (802.11a, Ch.165)

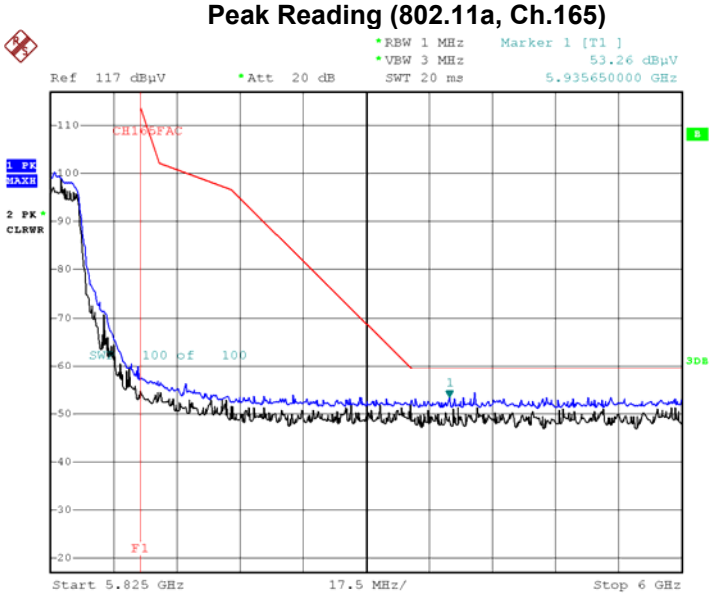

Date: 8.MAR.2019 14:30:00

Peak Reading (802.11n_HT20, Ch.165)

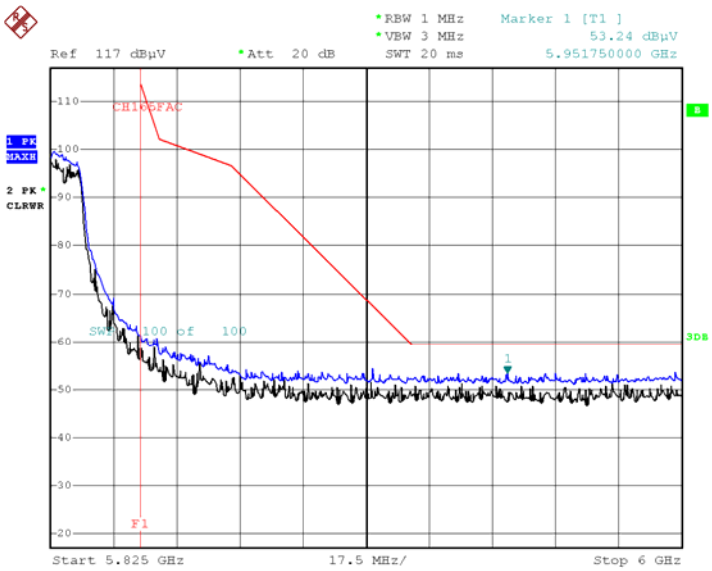

Date: 8.MAR.2019 14:31:53

Peak Reading (802.11ac_VHT20, Ch.165)

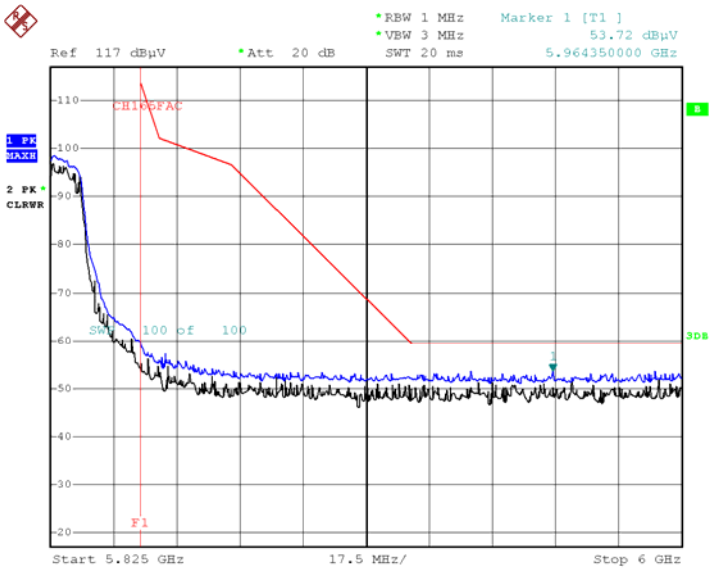

Date: 8.MAR.2019 14:33:24

Peak Reading (802.11n_HT40, Ch.159)

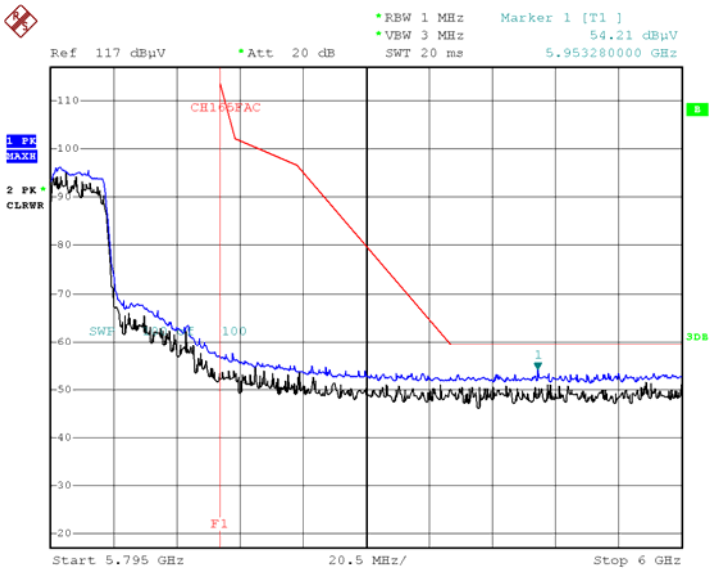

Date: 8.MAR.2019 14:35:15

Peak Reading (802.11ac_VHT40, Ch.159)

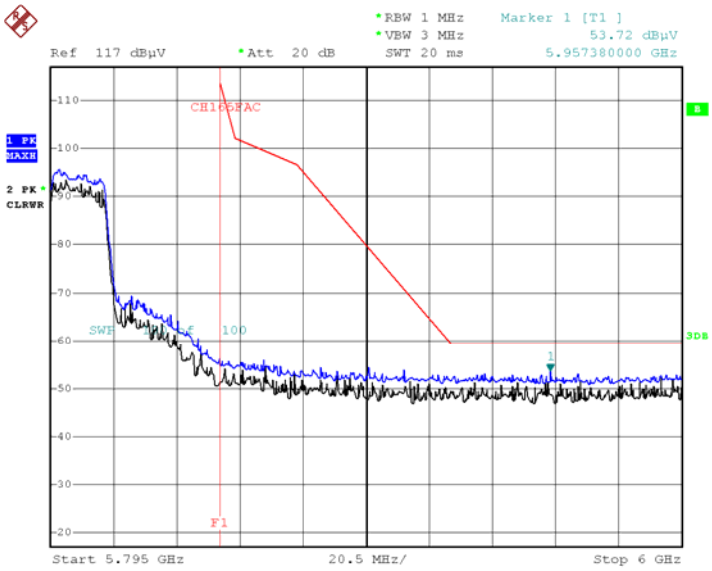

Date: 8.MAR.2019 14:36:20

Peak Reading (802.11ac_VHT80, Ch.155)

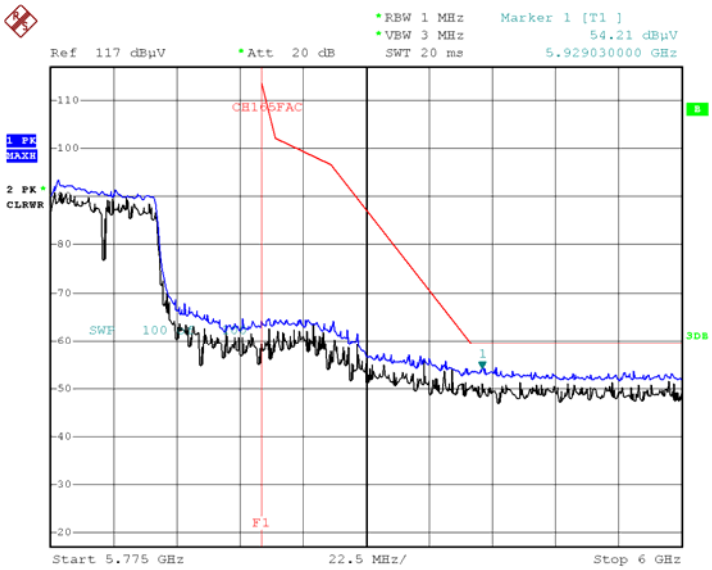

Date: 8.MAR.2019 14:38:29

10.10 POWERLINE CONDUCTED EMISSIONS

Conducted Emissions (Line 1)

Test 1 / 2

HCT TEST Report

Common Information

EUT:	SM-T725
Manufacturer:	SAMSUNG
Test Site:	SHIELD ROOM
Operating Conditions:	5G WLAN_L1

FCC CLASS B_Exten Cable

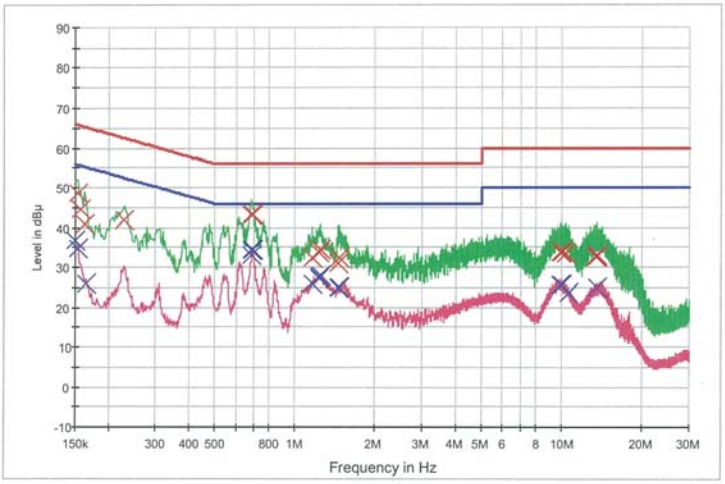

FCC CLASS B_QP
Preview Result 2-AVG
FCC CLASS B_ AV
Final Result 1-QPK
Preview Result 1-PK+
Final Result 2-CAV

Final Result 1

Frequency (MHz)	QuasiPeak (dBuV)	Bandwidth (kHz)	Filter	Line	Corr. (dB)	Margin (dB)	Limit (dBuV)
0.154000	48.8	9.000	Off	L1	9.7	17.0	65.8
0.158000	44.6	9.000	Off	L1	9.7	21.0	65.6
0.162000	40.9	9.000	Off	L1	9.7	24.5	65.4
0.228000	41.7	9.000	Off	L1	9.7	20.8	62.5
0.686000	43.2	9.000	Off	L1	9.8	12.8	56.0
0.692000	43.4	9.000	Off	L1	9.8	12.6	56.0
1.158000	32.3	9.000	Off	L1	9.8	23.7	56.0
1.226000	33.7	9.000	Off	L1	9.8	22.3	56.0
1.240000	34.5	9.000	Off	L1	9.9	21.5	56.0
1.246000	34.4	9.000	Off	L1	9.9	21.6	56.0
1.454000	31.1	9.000	Off	L1	9.9	24.9	56.0
1.476000	32.5	9.000	Off	L1	9.9	23.5	56.0
9.868000	33.8	9.000	Off	L1	10.2	26.2	60.0
9.966000	33.7	9.000	Off	L1	10.2	26.3	60.0
10.320000	33.5	9.000	Off	L1	10.2	26.5	60.0
13.334000	32.7	9.000	Off	L1	10.4	27.3	60.0
13.530000	33.2	9.000	Off	L1	10.4	26.8	60.0
13.602000	32.8	9.000	Off	L1	10.4	27.2	60.0

Test 2 / 2

Final Result 2

Frequency (MHz)	CAverage (dBuV)	Bandwidth (kHz)	Filter	Line	Corr. (dB)	Margin (dB)	Limit (dBuV)
0.150000	36.6	9.000	Off	L1	9.7	19.4	56.0
0.154000	34.9	9.000	Off	L1	9.7	20.9	55.8
0.164000	26.1	9.000	Off	L1	9.7	29.2	55.3
0.686000	33.1	9.000	Off	L1	9.8	12.9	46.0
0.690000	34.4	9.000	Off	L1	9.8	11.6	46.0
0.694000	34.4	9.000	Off	L1	9.8	11.6	46.0
1.158000	26.1	9.000	Off	L1	9.8	19.9	46.0
1.226000	27.4	9.000	Off	L1	9.8	18.6	46.0
1.232000	27.6	9.000	Off	L1	9.8	18.4	46.0
1.240000	27.8	9.000	Off	L1	9.9	18.2	46.0
1.454000	24.8	9.000	Off	L1	9.9	21.2	46.0
1.476000	24.8	9.000	Off	L1	9.9	21.2	46.0
9.868000	25.7	9.000	Off	L1	10.2	24.3	50.0
9.966000	25.6	9.000	Off	L1	10.2	24.4	50.0
10.012000	25.6	9.000	Off	L1	10.2	24.4	50.0
10.624000	23.6	9.000	Off	L1	10.3	26.4	50.0
13.530000	25.0	9.000	Off	L1	10.4	25.0	50.0
13.602000	24.8	9.000	Off	L1	10.4	25.2	50.0

Conducted Emissions (Line 2)

Test 1 / 2

HCT TEST Report

Common Information

EUT:	SM-T725
Manufacturer:	SAMSUNG
Test Site:	SHIELD ROOM
Operating Conditions:	5G WLAN_N

FCC CLASS B_Exten Cable

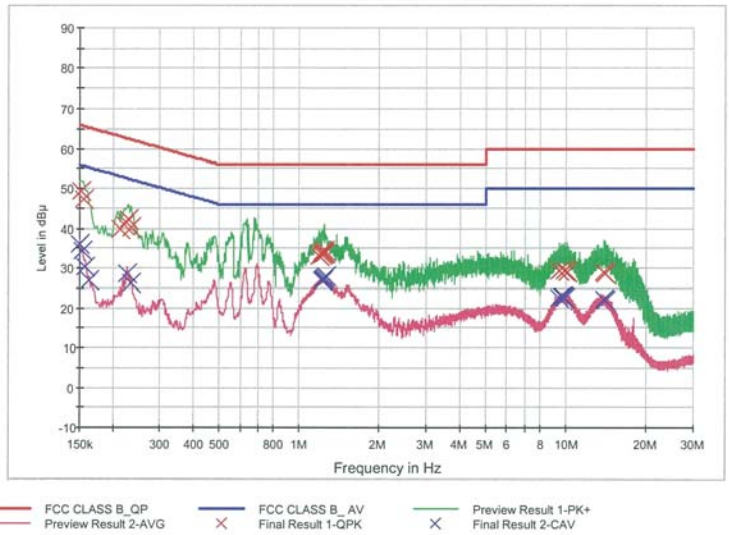

Final Result 1

Frequency (MHz)	QuasiPeak (dBuV)	Bandwidth (kHz)	Filter	Line	Corr. (dB)	Margin (dB)	Limit (dBuV)
0.152000	49.5	9.000	Off	N	9.8	16.4	65.9
0.156000	47.3	9.000	Off	N	9.8	18.4	65.7
0.214000	39.8	9.000	Off	N	9.9	23.3	63.0
0.220000	40.7	9.000	Off	N	9.9	22.1	62.8
0.228000	42.3	9.000	Off	N	9.9	20.2	62.5
0.234000	40.1	9.000	Off	N	9.9	22.2	62.3
1.184000	33.1	9.000	Off	N	10.0	22.9	56.0
1.212000	33.3	9.000	Off	N	10.0	22.7	56.0
1.224000	34.0	9.000	Off	N	10.0	22.0	56.0
1.230000	33.7	9.000	Off	N	10.0	22.3	56.0
1.240000	34.4	9.000	Off	N	10.0	21.6	56.0
1.248000	33.8	9.000	Off	N	10.0	22.2	56.0
9.372000	29.2	9.000	Off	N	10.4	30.8	60.0
9.442000	29.3	9.000	Off	N	10.4	30.7	60.0
9.886000	29.5	9.000	Off	N	10.4	30.5	60.0
10.098000	28.9	9.000	Off	N	10.5	31.1	60.0
13.806000	28.9	9.000	Off	N	10.6	31.1	60.0
14.080000	28.7	9.000	Off	N	10.6	31.3	60.0

Test 2 / 2

Final Result 2

Frequency (MHz)	CAverage (dBuV)	Bandwidth (kHz)	Filter	Line	Corr. (dB)	Margin (dB)	Limit (dBuV)
0.150000	36.1	9.000	Off	N	9.8	19.9	56.0
0.154000	34.2	9.000	Off	N	9.8	21.5	55.8
0.158000	30.4	9.000	Off	N	9.8	25.1	55.6
0.162000	27.0	9.000	Off	N	9.8	28.3	55.4
0.226000	28.5	9.000	Off	N	9.9	24.1	52.6
0.234000	26.4	9.000	Off	N	9.9	25.9	52.3
1.212000	27.1	9.000	Off	N	10.0	18.9	46.0
1.228000	26.8	9.000	Off	N	10.0	19.2	46.0
1.232000	27.1	9.000	Off	N	10.0	18.9	46.0
1.238000	27.4	9.000	Off	N	10.0	18.6	46.0
1.248000	27.5	9.000	Off	N	10.0	18.5	46.0
1.254000	27.8	9.000	Off	N	10.0	18.2	46.0
9.442000	22.4	9.000	Off	N	10.4	27.6	50.0
9.592000	22.7	9.000	Off	N	10.4	27.3	50.0
9.716000	22.8	9.000	Off	N	10.4	27.2	50.0
9.886000	22.7	9.000	Off	N	10.4	27.3	50.0
13.806000	22.0	9.000	Off	N	10.6	28.0	50.0
14.080000	21.8	9.000	Off	N	10.6	28.2	50.0

11. LIST OF TEST EQUIPMENT

Conducted Test

Manufacturer	Model / Equipment	Calibration Date	Calibration Interval	Serial No.
Rohde & Schwarz	ENV216 / LISN	12/12/2018	Annual	102245
Rohde & Schwarz	ESCI / Test Receiver	06/27/2018	Annual	100033
ESPAC	SU-642 /Temperature Chamber	03/30/2018	Annual	0093008124
Agilent	N9020A / Signal Analyzer	06/08/2018	Annual	MY51110085
Agilent	N9030A / Signal Analyzer	11/20/2018	Annual	MY49431210
Agilent	N1911A / Power Meter	04/16/2018	Annual	MY45100523
Agilent	N1921A / Power Sensor	04/16/2018	Annual	MY52260025
Agilent	87300B / Directional Coupler	11/20/2018	Annual	3116A03621
Hewlett Packard	11667B / Power Splitter	06/07/2018	Annual	05001
Hewlett Packard	E3632A / DC Power Supply	06/26/2018	Annual	KR75303960
Agilent	8493C / Attenuator(10 dB)	07/10/2018	Annual	07560
Rohde & Schwarz	EMC32 / Software	N/A	N/A	N/A
HCT CO., LTD.	FCC WLAN&BT&BLE Conducted Test Software v3.0	N/A	N/A	N/A
Rohde & Schwarz	CBT / Bluetooth Tester	05/17/2018	Annual	100422

Note:

1. Equipment listed above that calibrated during the testing period was set for test after the calibration.
2. Equipment listed above that has a calibration due date during the testing period, the testing is completed before equipment expiration date.

Radiated Test

Manufacturer	Model / Equipment	Calibration Date	Calibration Interval	Serial No.
Innco system	CO3000 / Controller(Antenna mast)	N/A	N/A	CO3000-4p
Innco system	MA4640/800-XP-EP / Antenna Position Tower	N/A	N/A	N/A
Audix	EM1000 / Controller	N/A	N/A	060520
Audix	Turn Table	N/A	N/A	N/A
Rohde & Schwarz	Loop Antenna	08/23/2018	Biennial	1513-175
Schwarzbeck	VULB 9168 / Hybrid Antenna	04/06/2017	Biennial	760
Schwarzbeck	VULB 9168 / Hybrid Antenna	08/09/2018	Annual	3368
Schwarzbeck	BBHA 9120D / Horn Antenna	06/30/2017	Biennial	1300
Schwarzbeck	BBHA9170 / Horn Antenna(15 GHz ~ 40 GHz)	12/04/2017	Biennial	BBHA9170541
Rohde & Schwarz	FSP(9 kHz ~ 40 GHz) / Spectrum Analyzer	07/24/2018	Annual	100843
Wainwright Instruments	WHK3.0/18G-10EF / High Pass Filter	01/03/2019	Annual	F6
Wainwright Instruments	WHFX7.0/18G-8SS / High Pass Filter	05/09/2018	Annual	29
Wainwright Instruments	WRCJV2400/2483.5-2370/2520-60/12SS / Band Reject Filter	06/29/2018	Annual	2
Wainwright Instruments	WRCJV5100/5850-40/50-8EEK / Band Reject Filter	01/03/2019	Annual	2
Weinschel	2-3 / Attenuator (3 dB)	10/10/2018	Annual	BR0617
H+S	5910-N-50-010 / Attenuator(10 dB)	11/08/2018	Annual	NONE
CERNEX	CBLU1183540B-01 / Power Amplifier	12/21/2018	Annual	25540
CERNEX	CBL06185030 / Power Amplifier	03/28/2018	Annual	28550
CERNEX	CBL18265035 / Power Amplifier	01/03/2019	Annual	22966
CERNEX	CBL26405040 / Power Amplifier	06/29/2018	Annual	25956
TESCOM	TC-3000C / Bluetooth Tester	03/27/2018	Annual	3000C000276

Note:

1. Equipment listed above that calibrated during the testing period was set for test after the calibration.
2. Equipment listed above that has a calibration due date during the testing period, the testing is completed before equipment expiration date.

12. ANNEX A_ TEST SETUP PHOTO

Please refer to test setup photo file no. as follows;

No.	Description
1	HCT-RF-1903-FC027-P
2	HCT-RF-1903-FC028-P
3	HCT-RF-1903-FC029-P
4	HCT-RF-1903-FC030-P
5	HCT-RF-1903-FC031-P
6	HCT-RF-1903-FC032-P