HCT Co., Ltd.
74, Seoicheon-ro 578beon-gil, Majang-myeon, Icheon-si, Gyeonggi-do, 17383 KOREA
Tel. +82 31 634 6300 Fax. +82 31 645 6401

Appendix A: Test Setup Photo

FCC ID.
A3LSMT727U

File No.
HCT-SR-1906-FC003-P

REVISION HISTORY

The revision history for this document is shown in table.

Revision No.	Date of Issue	Description
0	Jun. 26, 2019	Initial Release

- DUT Antenna Information

* Diagonal dimension of Display and device

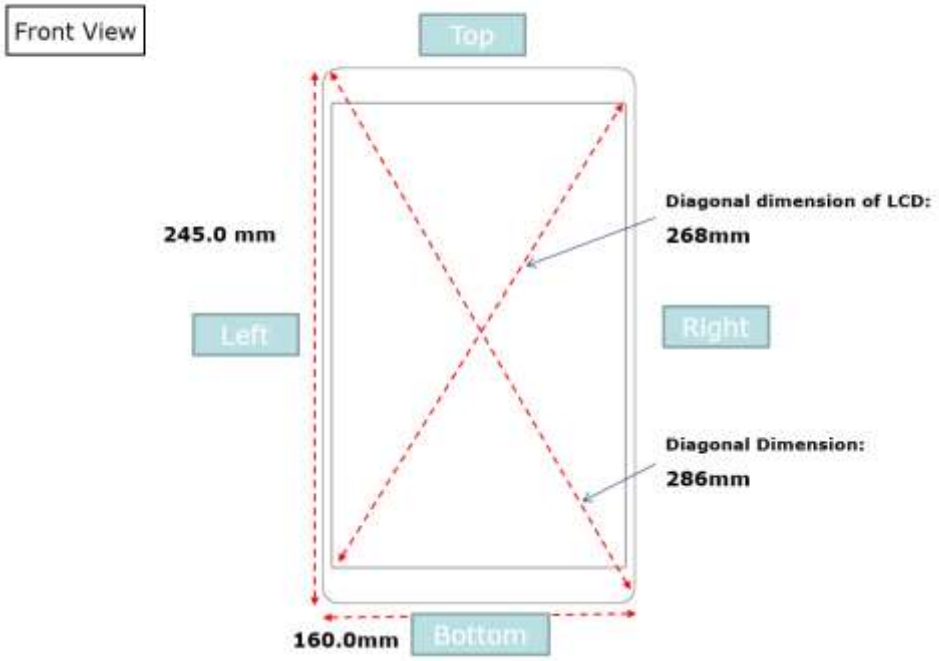

* Placement of each antenna

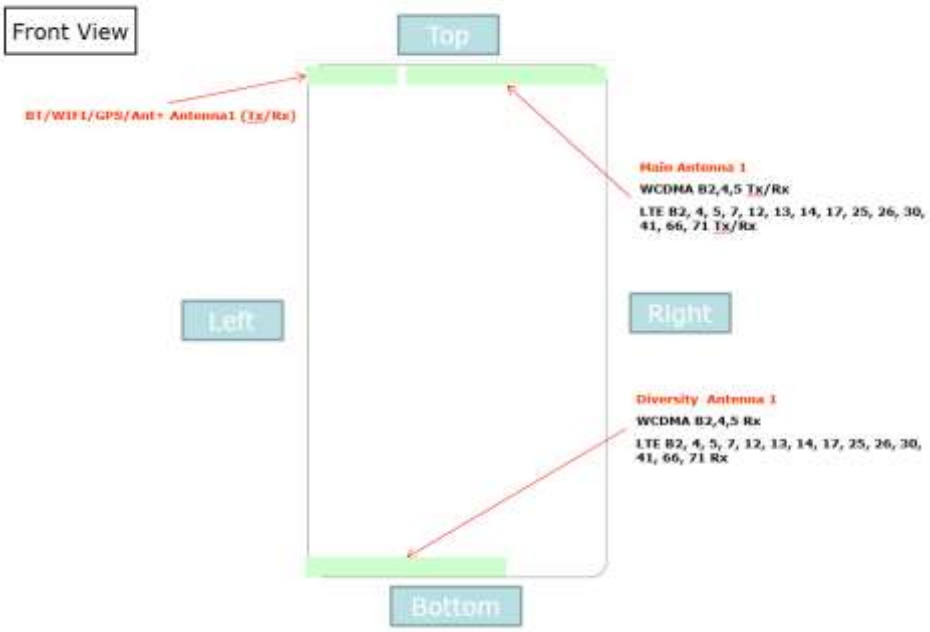

* Distance between Main antenna and edge

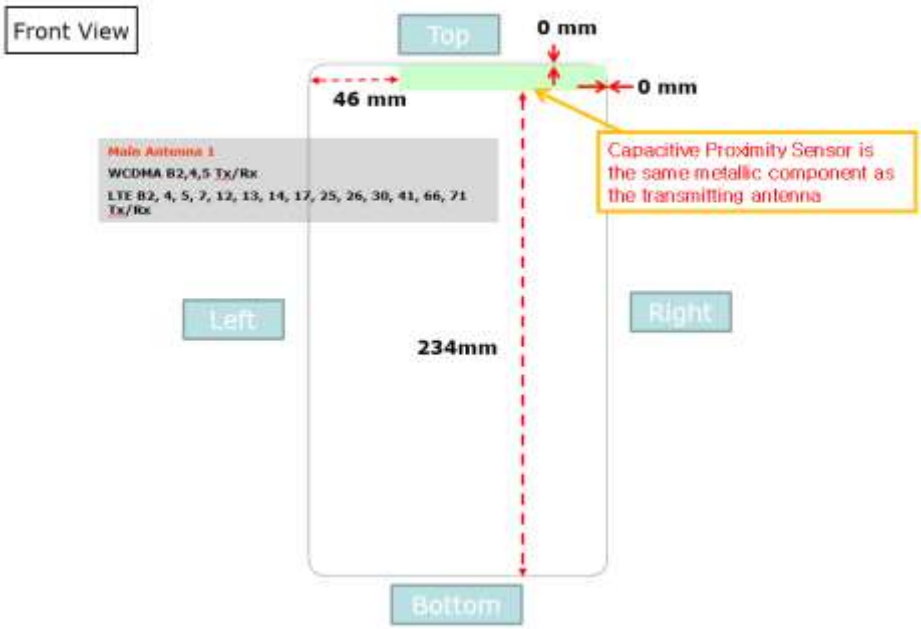

* Distance between BT/WIFI/GPS/Ant+ Antenna and edge

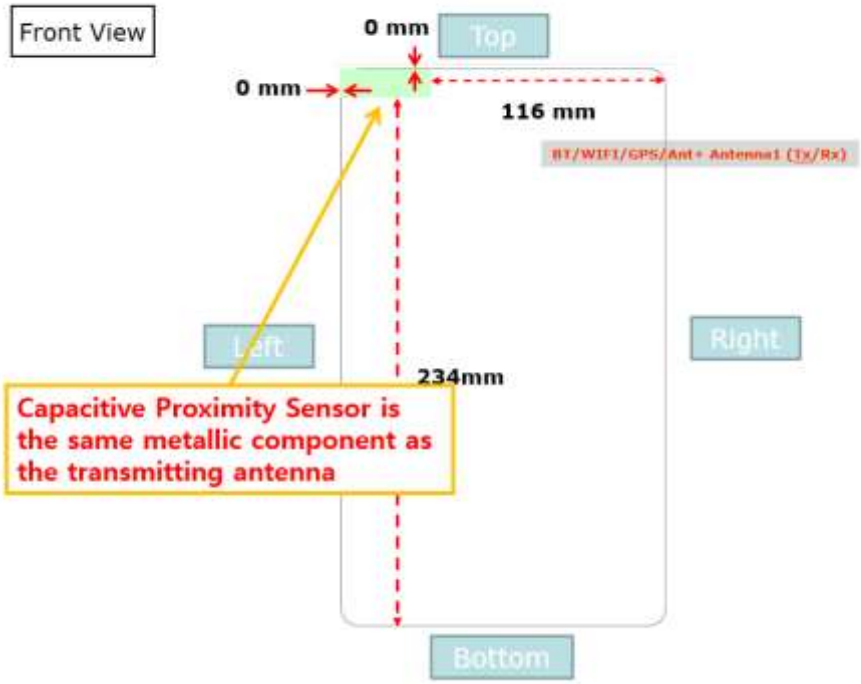

1. Body

1.1 Body All



1.2 Body Rear

Distance of 0 mm from the EUT(Without Holder)



Distance of 16 mm from the EUT

Distance of 0 mm from the EUT (With Holder)

1.3 Body Left

Distance of 0 mm from the EUT

1.4 Body Right

Distance of 0 mm from the EUT



Distance of 10 mm from the EUT

1.5 Body Top

Distance of 0 mm from the EUT

Distance of 17 mm from the EUT

1.6 Body Right Corner

Distance of 0 mm from the EUT

Distance of 6 mm from the EUT