VERTICAL PEAK AND AVERAGE PLOT

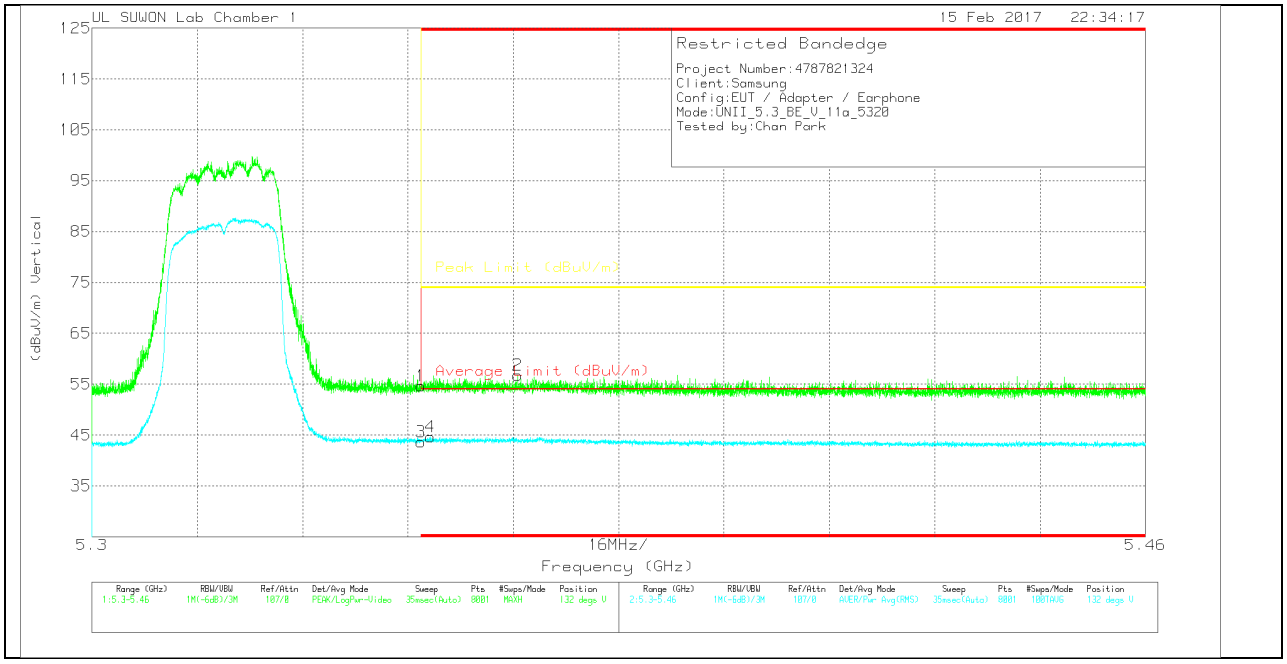

VERTICAL DATA

Trace Markers

Marker	Frequency (GHz)	Meter Reading (dBuV)	Det	3117(00168717)_150619	10dB_Att(dB)	DC Corr (dB)	Corrected Reading (dBuV/m)	Average Limit (dBuV/m)	Margin (dB)	Peak Limit (dBuV/m)	PK Margin (dB)	Azimuth (Degs)	Height (cm)	Polarity
1	* 5.35	43.65	Pk	34.5	-23.5	0	54.65	-	-	74	-19.35	132	384	V
2	* 5.365	45.66	Pk	34.5	-23.4	0	56.76	-	-	74	-17.24	132	384	V
3	* 5.35	32.69	RMS	34.5	-23.8	.29	43.68	54	-10.32	-	-	132	384	V
4	* 5.351	33.64	RMS	34.5	-23.8	.29	44.63	54	-9.37	-	-	132	384	V

* - indicates frequency in CFR15.205/IC7.2.2 Restricted Band

Pk - Peak detector

RMS - RMS detection

UL Korea, Ltd. Confidential
This report shall not be reproduced except in full, without the written approval of UL Korea, Ltd.

HARMONICS AND SPURIOUS EMISSIONS

LOW CHANNEL HORIZONTAL

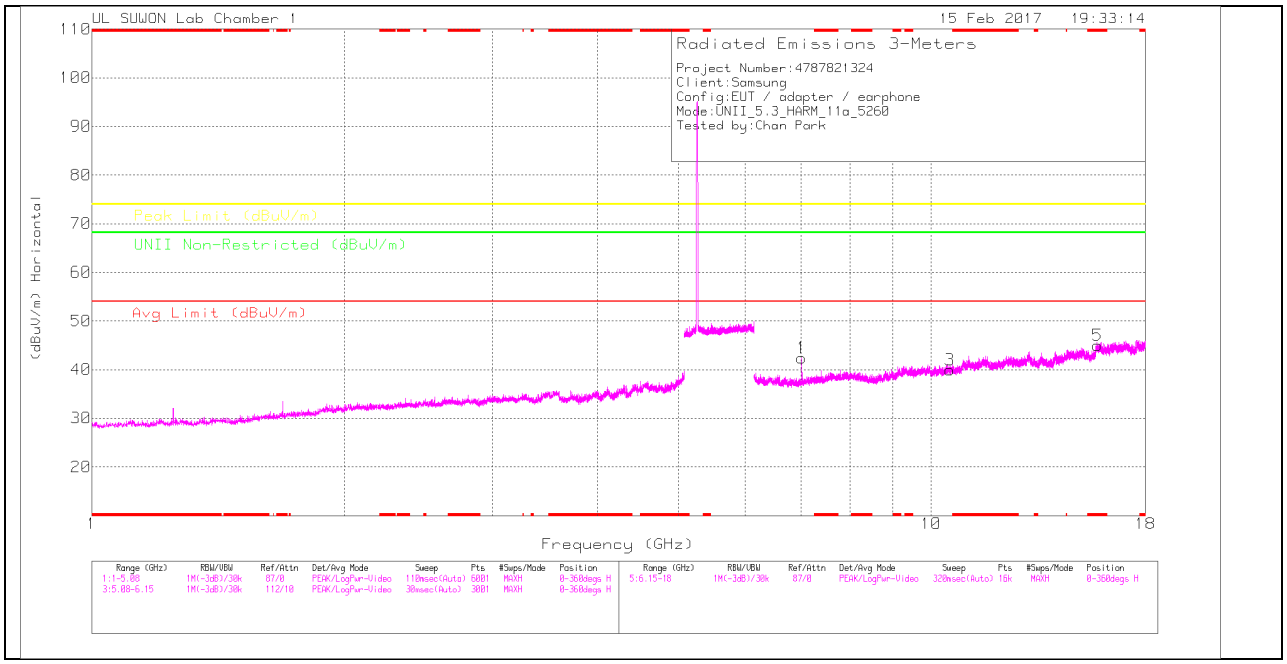

LOW CHANNEL VERTICAL

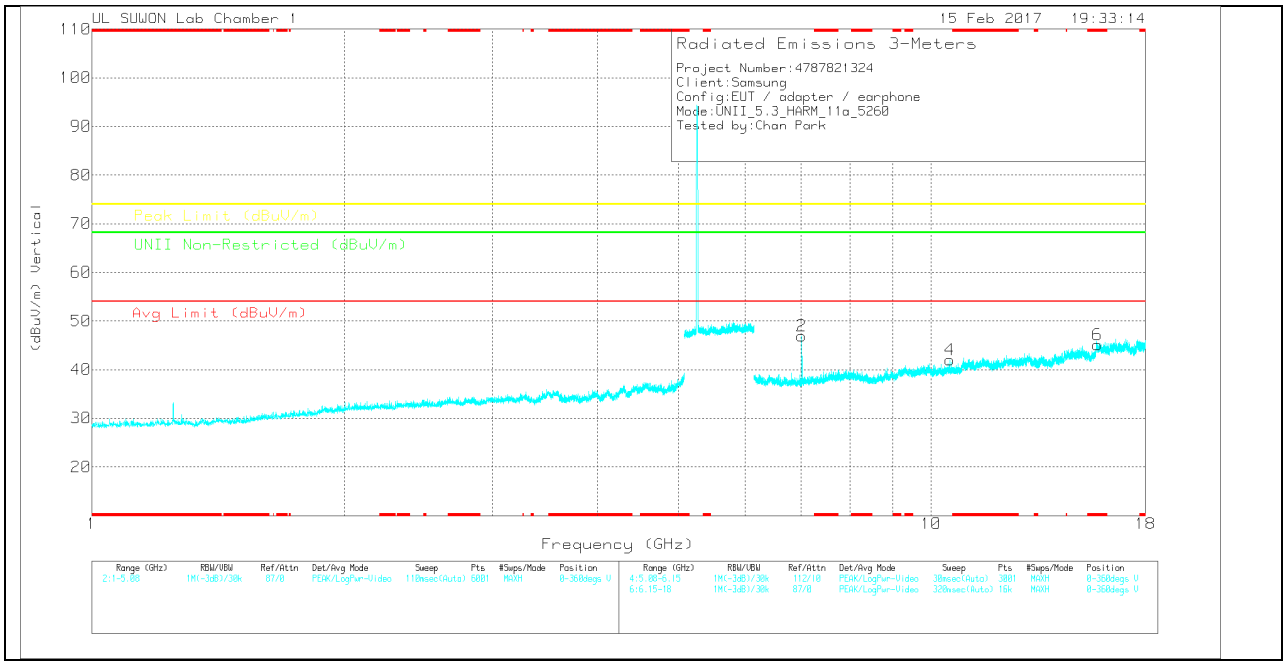

Note: Emission was scanned up to 40GHz; No emissions were detected above the noise floor which was at least 20dB below the specification limit.

UL Korea, Ltd. Confidential
This report shall not be reproduced except in full, without the written approval of UL Korea, Ltd.

LOW CHANNEL DATA

Trace Markers

Marker	Frequency (GHz)	Meter Reading (dBuV)	Det	3117(001688717)_150619	6Ghz_HP(dB)	DC Corr (dB)	Corrected Reading (dBuV/m)	Avg Limit (dBuV/m)	Margin (dB)	Peak Limit (dBuV/m)	Margin (dB)	UNII Non-Restricted (dBuV/m)	Margin (dB)	Azimuth (Degs)	Height (cm)	Polarity
1	7.013	37.82	Pk	35.7	-31.1	0	42.42	-	-	-	-	68.2	-25.78	0-360	150	H
3	10.524	30.37	Pk	37.9	-28.3	0	39.97	-	-	-	-	68.2	-28.23	0-360	150	H
5	* 15.783	21.51	Pk	40.4	-16.9	0	45.01	-	-	74	-28.99	-	-	0-360	150	H
2	7.013	42.29	Pk	35.7	-31.1	0	46.89	-	-	-	-	68.2	-21.31	0-360	150	V
4	10.523	32.39	Pk	37.9	-28.3	0	41.99	-	-	-	-	68.2	-26.21	0-360	250	V
6	* 15.778	21.53	Pk	40.4	-16.8	0	45.13	-	-	74	-28.87	-	-	0-360	150	V

* - indicates frequency in CFR15.205/IC7.2.2 Restricted Band

Pk – Peak detector

Radiated Emissions

Frequency (GHz)	Meter Reading (dBuV)	Det	3117(00168717)_150619	6Ghz_HP(dB)	DC Corr (dB)	Corrected Reading (dBuV/m)	Avg Limit (dBuV/m)	Margin (dB)	Peak Limit (dBuV/m)	Margin (dB)	UNII Non-Restricted (dBuV/m)	Margin (dB)	Azimuth (Degs)	Height (cm)	Polarity
7.013	47.13	PK-U	35.7	-31.2	0	51.63	-	-	-	-	68.2	-16.57	225	106	H
7.013	48.21	PK-U	35.7	-31.2	0	52.71	-	-	-	-	68.2	-15.49	91	150	V

* - indicates frequency in CFR15.205/IC7.2.2 Restricted Band

PK-U - U-NII: Maximum Peak

UL Korea, Ltd. Confidential
This report shall not be reproduced except in full, without the written approval of UL Korea, Ltd.

MID CHANNEL HORIZONTAL

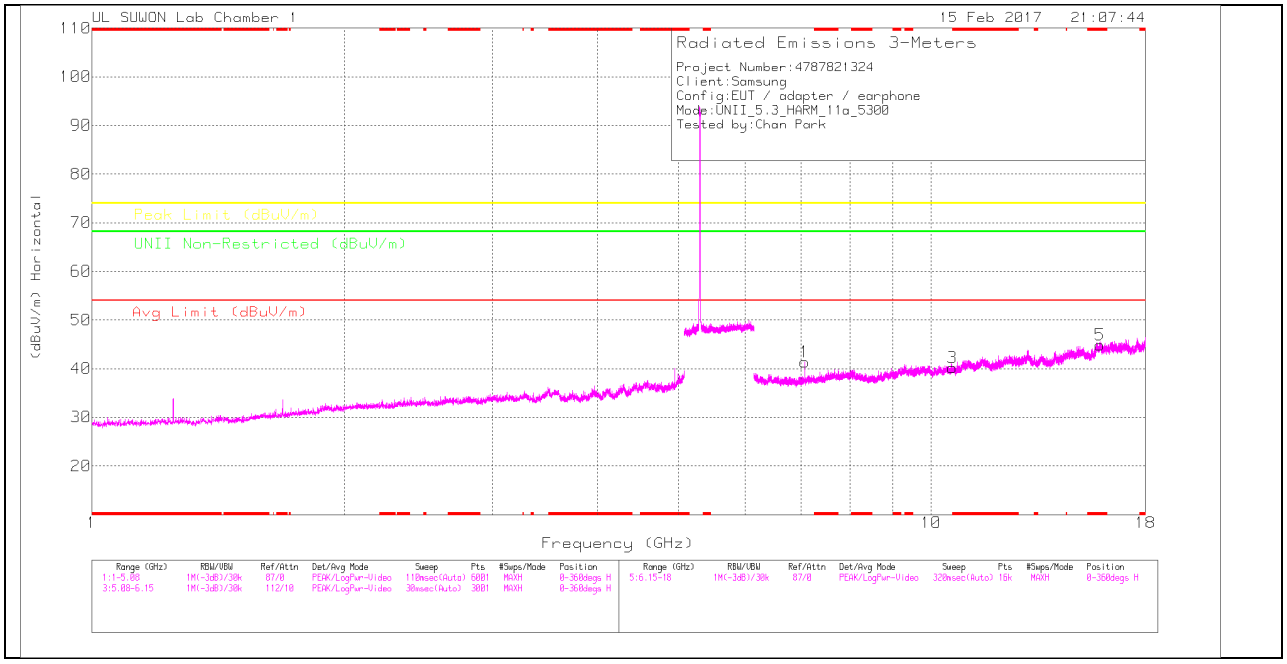

MID CHANNEL VERTICAL

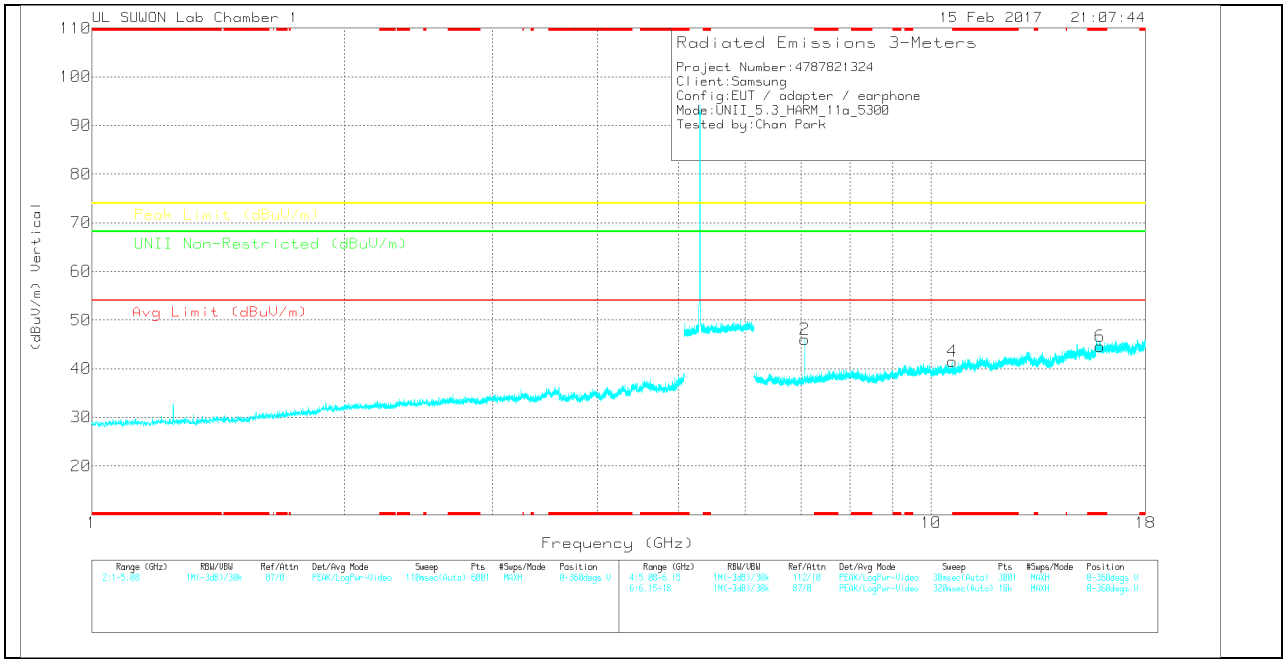

Note: Emission was scanned up to 40GHz; No emissions were detected above the noise floor which was at least 20dB below the specification limit.

UL Korea, Ltd. Confidential
This report shall not be reproduced except in full, without the written approval of UL Korea, Ltd.

MID CHANNEL DATA

Trace Markers

Marker	Frequency (GHz)	Meter Reading (dBuV)	Det	3117(00168717)_150619	6Ghz_HP(dB)	DC Corr (dB)	Corrected Reading (dBuV/m)	Avg Limit (dBuV/m)	Margin (dB)	Peak Limit (dBuV/m)	Margin (dB)	UNII Non-Restricted (dBuV/m)	Margin (dB)	Azimuth (Degs)	Height (cm)	Polarity
1	7.066	36.61	Pk	35.7	-31	0	41.31	-	-	-	-	68.2	-26.89	0-360	150	H
3	* 10.6	30.16	Pk	37.9	-27.9	0	40.16	-	-	74	-33.84	-	-	0-360	250	H
5	* 15.9	23.5	Pk	40.5	-19.2	0	44.8	-	-	74	-29.2	-	-	0-360	150	H
2	7.066	41.28	Pk	35.7	-31	0	45.98	-	-	-	-	68.2	-22.22	0-360	150	V
4	* 10.602	31.48	Pk	37.9	-27.9	0	41.48	-	-	74	-32.52	-	-	0-360	250	V
6	* 15.895	23.3	Pk	40.5	-19.2	0	44.6	-	-	74	-29.4	-	-	0-360	150	V

* - indicates frequency in CFR15.205/IC7.2.2 Restricted Band

Pk – Peak detector

Radiated Emissions

Frequency (GHz)	Meter Reading (dBuV)	Det	3117(00168717)_150619	6Ghz_HP(dB)	DC Corr (dB)	Corrected Reading (dBuV/m)	Avg Limit (dBuV/m)	Margin (dB)	Peak Limit (dBuV/m)	Margin (dB)	UNII Non-Restricted (dBuV/m)	Margin (dB)	Azimuth (Degs)	Height (cm)	Polarity
7.067	46.38	PK-U	35.7	-31	0	51.08	-	-	-	-	68.2	-17.12	228	104	H
7.067	47.82	PK-U	35.7	-31	0	52.52	-	-	-	-	68.2	-15.68	103	117	V

* - indicates frequency in CFR15.205/IC7.2.2 Restricted Band

PK-U - U-NII: Maximum Peak

UL Korea, Ltd. Confidential
This report shall not be reproduced except in full, without the written approval of UL Korea, Ltd.

HIGH CHANNEL HORIZONTAL

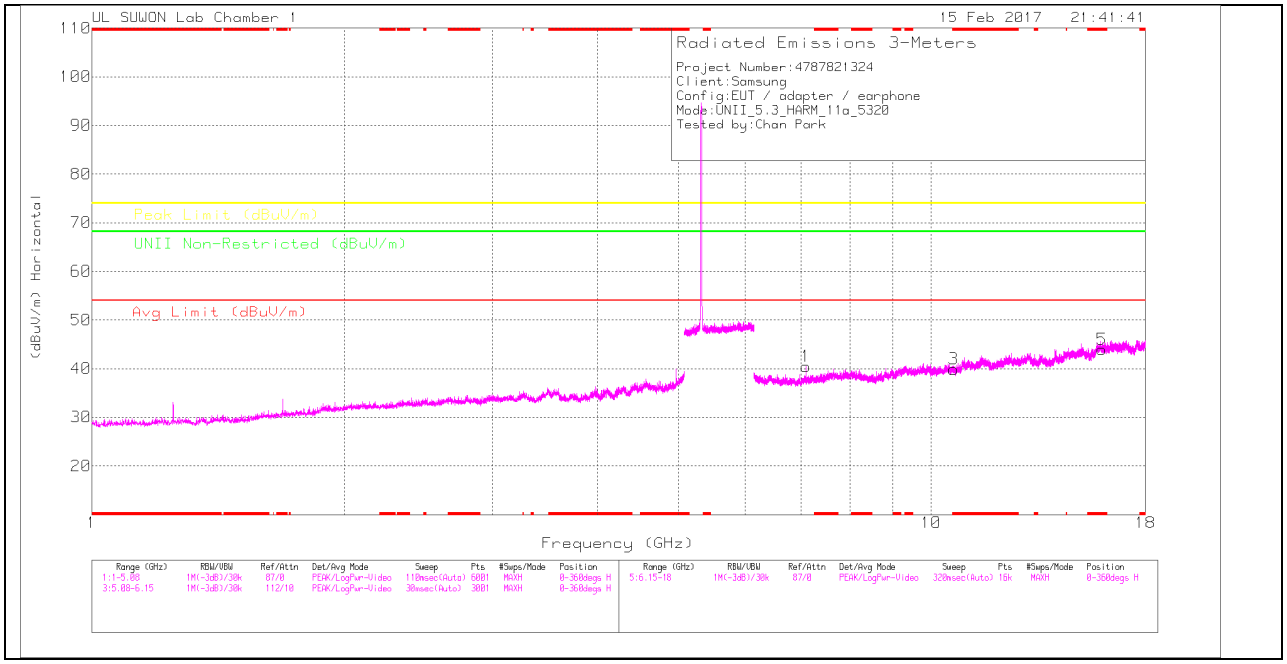

HIGH CHANNEL VERTICAL

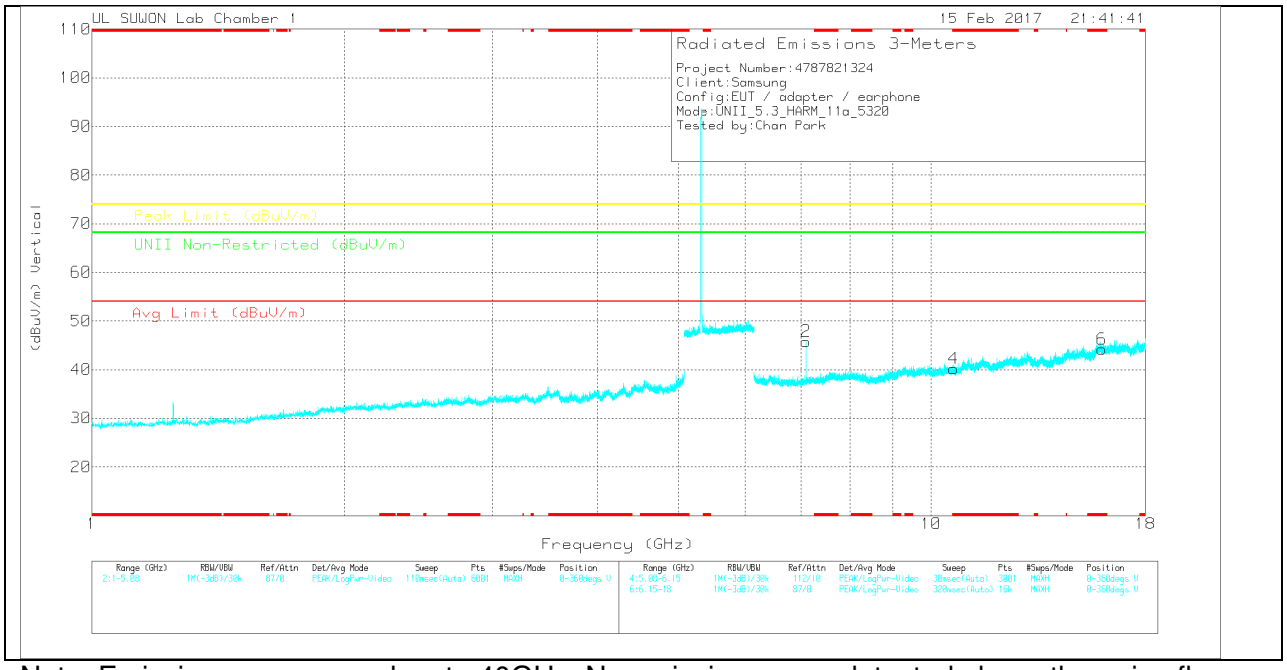

Note: Emission was scanned up to 40GHz; No emissions were detected above the noise floor which was at least 20dB below the specification limit.

UL Korea, Ltd. Confidential
This report shall not be reproduced except in full, without the written approval of UL Korea, Ltd.

HIGH CHANNEL DATA

Trace Markers

Marker	Frequency (GHz)	Meter Reading (dBuV)	Det	3117(00168717)_150619	6Ghz_HP(dB)	DC Corr (dB)	Corrected Reading (dBuV/m)	Avg Limit (dBuV/m)	Margin (dB)	Peak Limit (dBuV/m)	Margin (dB)	UNII Non-Restricted (dBuV/m)	Margin (dB)	Azimuth (Degs)	Height (cm)	Polarity
1	7.093	35.79	Pk	35.7	-31	0	40.49	-	-	-	-	68.2	-27.71	0-360	250	H
3	* 10.639	30.58	Pk	37.9	-28.6	0	39.88	-	-	74	-34.12	-	-	0-360	250	H
5	* 15.96	23.26	Pk	40.6	-19.9	0	43.96	-	-	74	-30.04	-	-	0-360	250	H
2	7.093	41.12	Pk	35.7	-31	0	45.82	-	-	-	-	68.2	-22.38	0-360	150	V
4	* 10.639	30.86	Pk	37.9	-28.6	0	40.16	-	-	74	-33.84	-	-	0-360	250	V
6	* 15.963	23.52	Pk	40.6	-19.9	0	44.22	-	-	74	-29.78	-	-	0-360	250	V

* - indicates frequency in CFR15.205/IC7.2.2 Restricted Band

Pk – Peak detector

Radiated Emissions

Frequency (GHz)	Meter Reading (dBuV)	Det	3117(00168717)_150619	6Ghz_HP(dB)	DC Corr (dB)	Corrected Reading (dBuV/m)	Avg Limit (dBuV/m)	Margin (dB)	Peak Limit (dBuV/m)	Margin (dB)	UNII Non-Restricted (dBuV/m)	Margin (dB)	Azimuth (Degs)	Height (cm)	Polarity
7.093	46	PK-U	35.7	-31	0	50.7	-	-	-	-	68.2	-17.5	227	100	H
7.093	47.51	PK-U	35.7	-31	0	52.21	-	-	-	-	68.2	-15.99	103	105	V

* - indicates frequency in CFR15.205/IC7.2.2 Restricted Band

PK-U - U-NII: Maximum Peak

UL Korea, Ltd. Confidential
This report shall not be reproduced except in full, without the written approval of UL Korea, Ltd.

10.2.2.TX ABOVE 1GHz 802.11n HT20 2Tx CDD MODE IN THE 5.3GHz BAND

AUTHORIZED BANDEDGE (HIGH CHANNEL)

HORIZONTAL PEAK AND AVERAGE PLOT

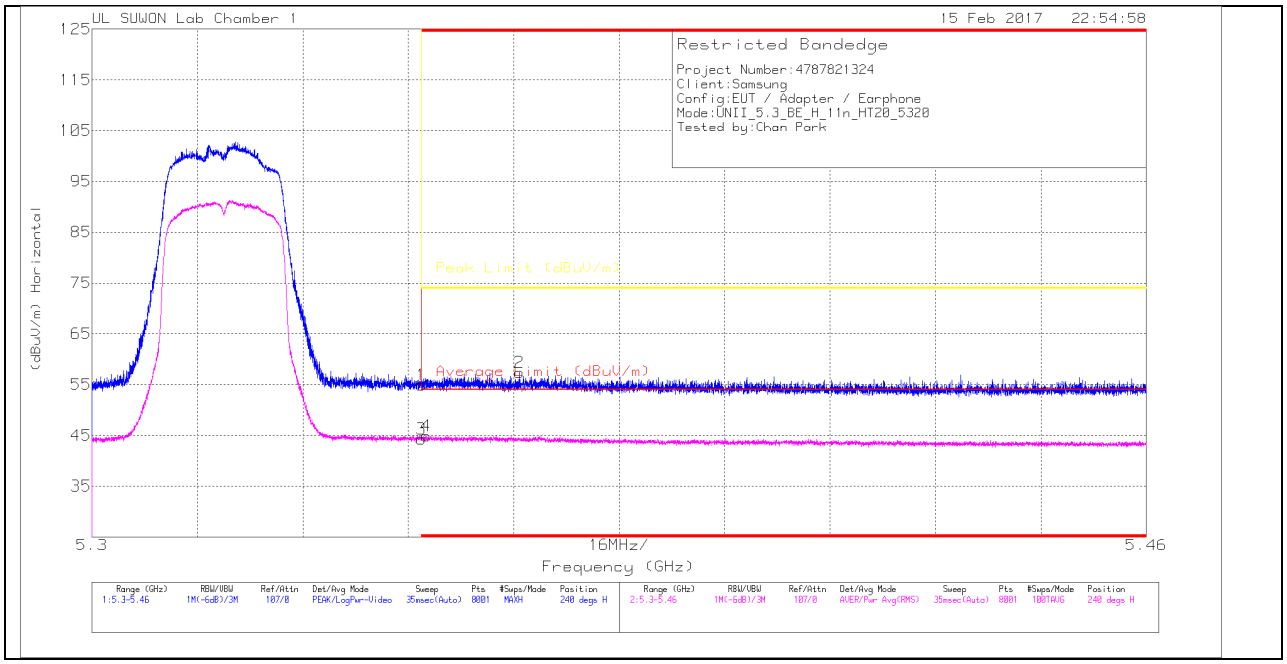

HORIZONTAL DATA

Trace Markers

Marker	Frequency (GHz)	Meter Reading (dBuV)	Det	3117(00168717)_150619	10dB_Att(dB)	DC Corr (dB)	Corrected Reading (dBuV/m)	Average Limit (dBuV/m)	Margin (dB)	Peak Limit (dBuV/m)	PK Margin (dB)	Azimuth (Degs)	Height (cm)	Polarity
1	* 5.35	43.88	Pk	34.5	-23.5	0	54.88	-	-	74	-19.12	240	102	H
2	* 5.365	46.25	Pk	34.5	-23.4	0	57.35	-	-	74	-16.65	240	102	H
3	* 5.35	33.22	RMS	34.5	-23.8	.3	44.22	54	-9.78	-	-	240	102	H
4	* 5.351	33.92	RMS	34.5	-23.8	.3	44.92	54	-9.08	-	-	240	102	H

* - indicates frequency in CFR15.205/IC7.2.2 Restricted Band

Pk - Peak detector

RMS - RMS detection

UL Korea, Ltd. Confidential
This report shall not be reproduced except in full, without the written approval of UL Korea, Ltd.

VERTICAL PEAK AND AVERAGE PLOT

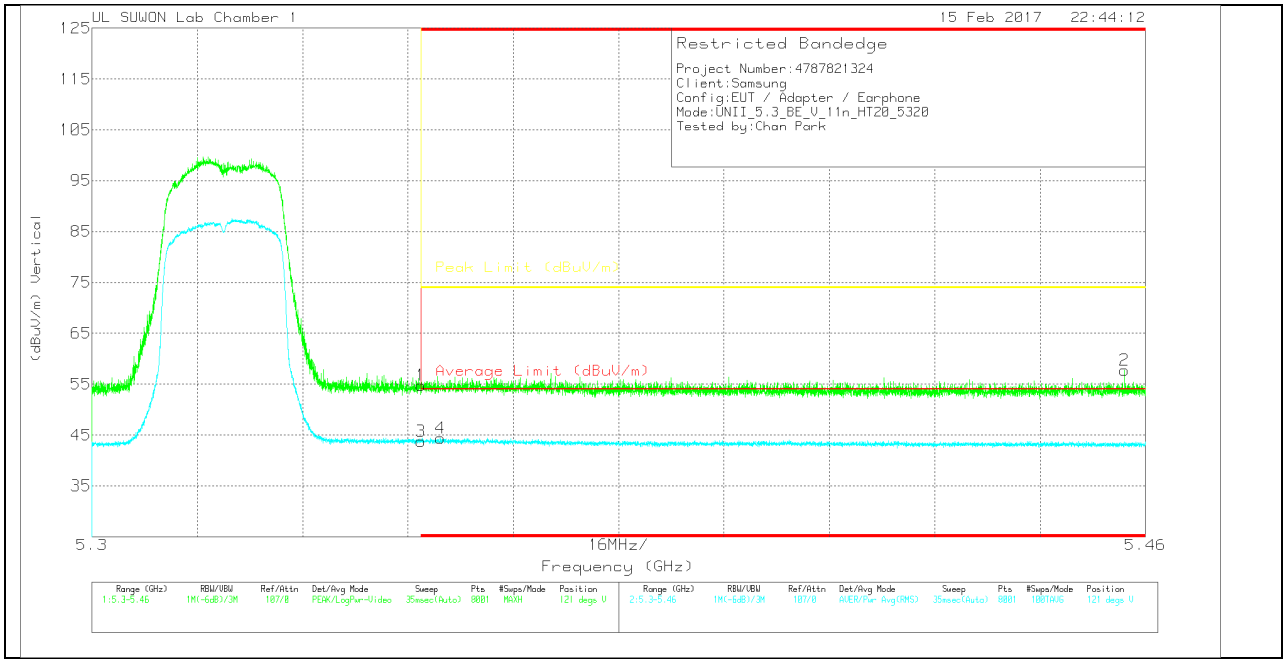

VERTICAL DATA

Trace Markers

Marker	Frequency (GHz)	Meter Reading (dBuV)	Det	3117(00168717)_150619	10dB_Att(dB)	DC Corr (dB)	Corrected Reading (dBuV/m)	Average Limit (dBuV/m)	Margin (dB)	Peak Limit (dBuV/m)	PK Margin (dB)	Azimuth (Degs)	Height (cm)	Polarity
1	* 5.35	43.74	Pk	34.5	-23.5	0	54.74	-	-	74	-19.26	121	391	V
2	* 5.457	46.38	Pk	34.6	-23.2	0	57.78	-	-	74	-16.22	121	391	V
3	* 5.35	32.79	RMS	34.5	-23.8	.3	43.79	54	-10.21	-	-	121	391	V
4	* 5.353	33.38	RMS	34.5	-23.8	.3	44.38	54	-9.62	-	-	121	391	V

* - indicates frequency in CFR15.205/IC7.2.2 Restricted Band

Pk - Peak detector

RMS - RMS detection

UL Korea, Ltd. Confidential
This report shall not be reproduced except in full, without the written approval of UL Korea, Ltd.

HARMONICS AND SPURIOUS EMISSIONS

LOW CHANNEL HORIZONTAL

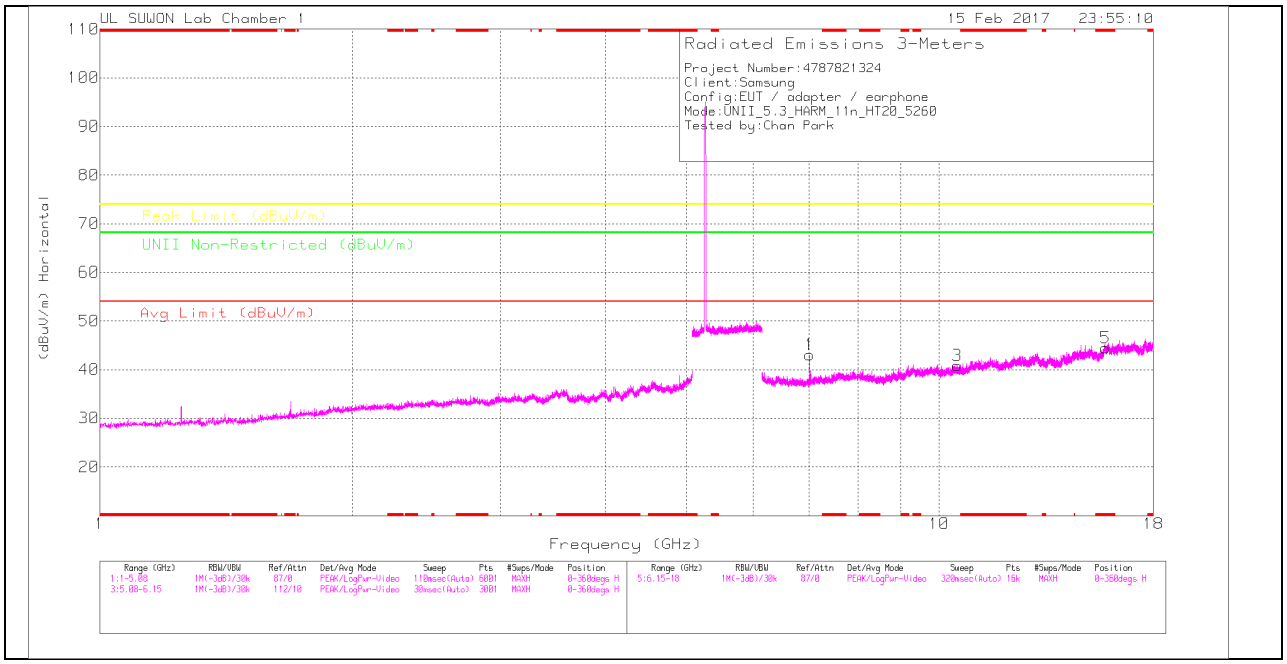

LOW CHANNEL VERTICAL

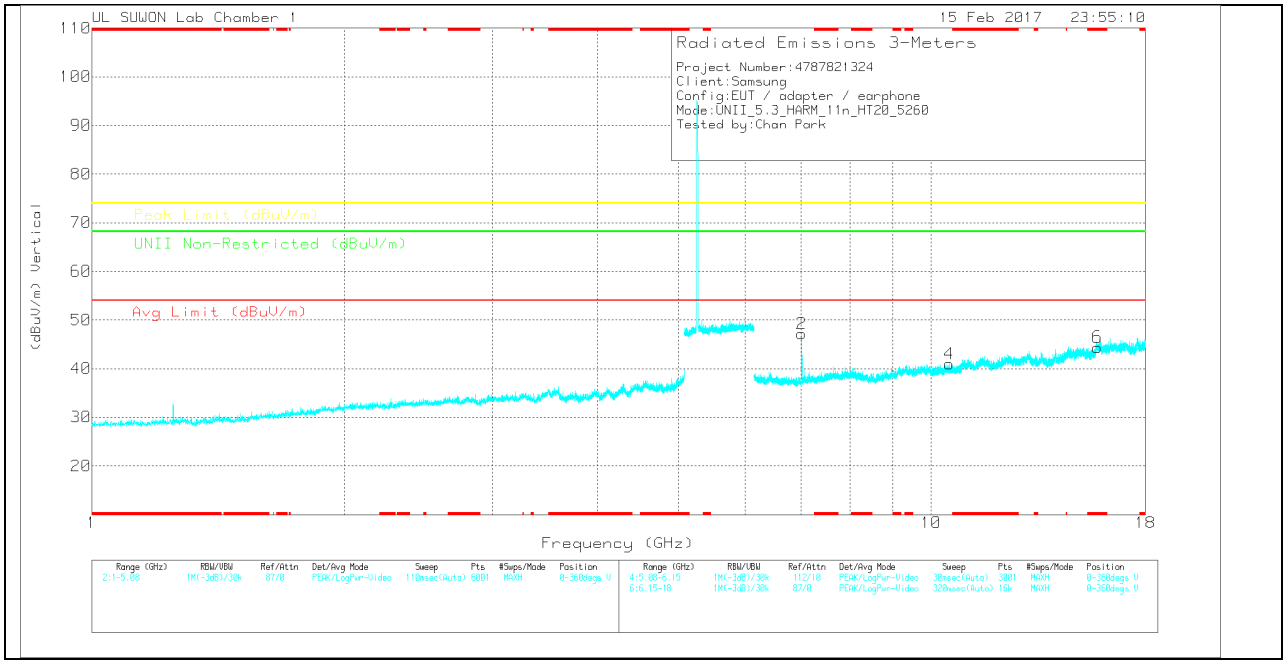

Note: Emission was scanned up to 40GHz; No emissions were detected above the noise floor which was at least 20dB below the specification limit.

UL Korea, Ltd. Confidential
This report shall not be reproduced except in full, without the written approval of UL Korea, Ltd.

LOW CHANNEL DATA

Trace Markers

Marker	Frequency (GHz)	Meter Reading (dBuV)	Det	3117(00168717)_150619	6Ghz_HP(dB)	DC Corr (dB)	Corrected Reading (dBuV/m)	Avg Limit (dBuV/m)	Margin (dB)	Peak Limit (dBuV/m)	Margin (dB)	UNII Non-Restricted (dBuV/m)	Margin (dB)	Azimuth (Degs)	Height (cm)	Polarity
1	7.013	38.49	Pk	35.7	-31.1	0	43.09	-	-	-	-	68.2	-25.11	0-360	150	H
3	10.514	31.3	Pk	37.9	-28.3	0	40.9	-	-	-	-	68.2	-27.3	0-360	150	H
5	* 15.779	20.89	Pk	40.4	-16.8	0	44.49	-	-	74	-29.51	-	-	0-360	250	H
2	7.013	42.62	Pk	35.7	-31.1	0	47.22	-	-	-	-	68.2	-20.98	0-360	150	V
4	10.515	31.48	Pk	37.9	-28.4	0	40.98	-	-	-	-	68.2	-27.22	0-360	250	V
6	* 15.78	20.8	Pk	40.4	-16.8	0	44.4	-	-	74	-29.6	-	-	0-360	150	V

* - indicates frequency in CFR15.205/IC7.2.2 Restricted Band

Pk – Peak detector

Radiated Emissions

Frequency (GHz)	Meter Reading (dBuV)	Det	3117(00168717)_150619	6Ghz_HP(dB)	DC Corr (dB)	Corrected Reading (dBuV/m)	Avg Limit (dBuV/m)	Margin (dB)	Peak Limit (dBuV/m)	Margin (dB)	UNII Non-Restricted (dBuV/m)	Margin (dB)	Azimuth (Degs)	Height (cm)	Polarity
7.013	46.56	PK-U	35.7	-31.2	0	51.06	-	-	-	-	68.2	-17.14	224	100	H
7.013	47.92	PK-U	35.7	-31.2	0	52.42	-	-	-	-	68.2	-15.78	92	150	V

* - indicates frequency in CFR15.205/IC7.2.2 Restricted Band

PK-U - U-NII: Maximum Peak

UL Korea, Ltd. Confidential
This report shall not be reproduced except in full, without the written approval of UL Korea, Ltd.

MID CHANNEL HORIZONTAL

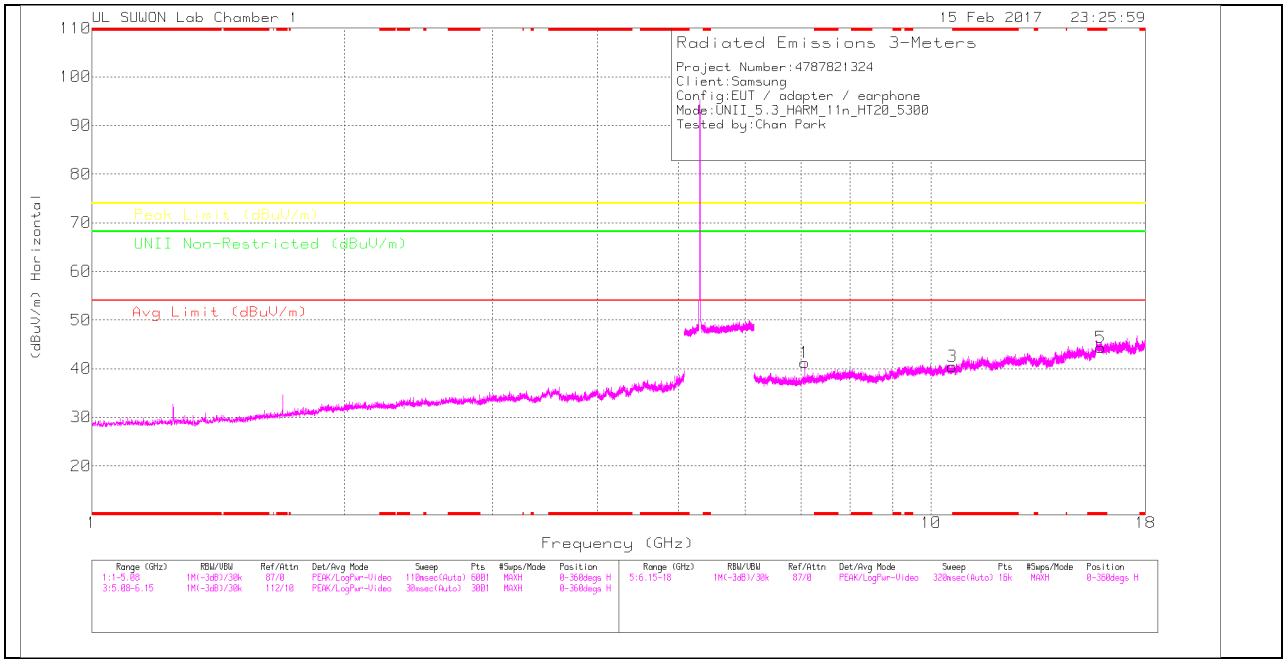

MID CHANNEL VERTICAL

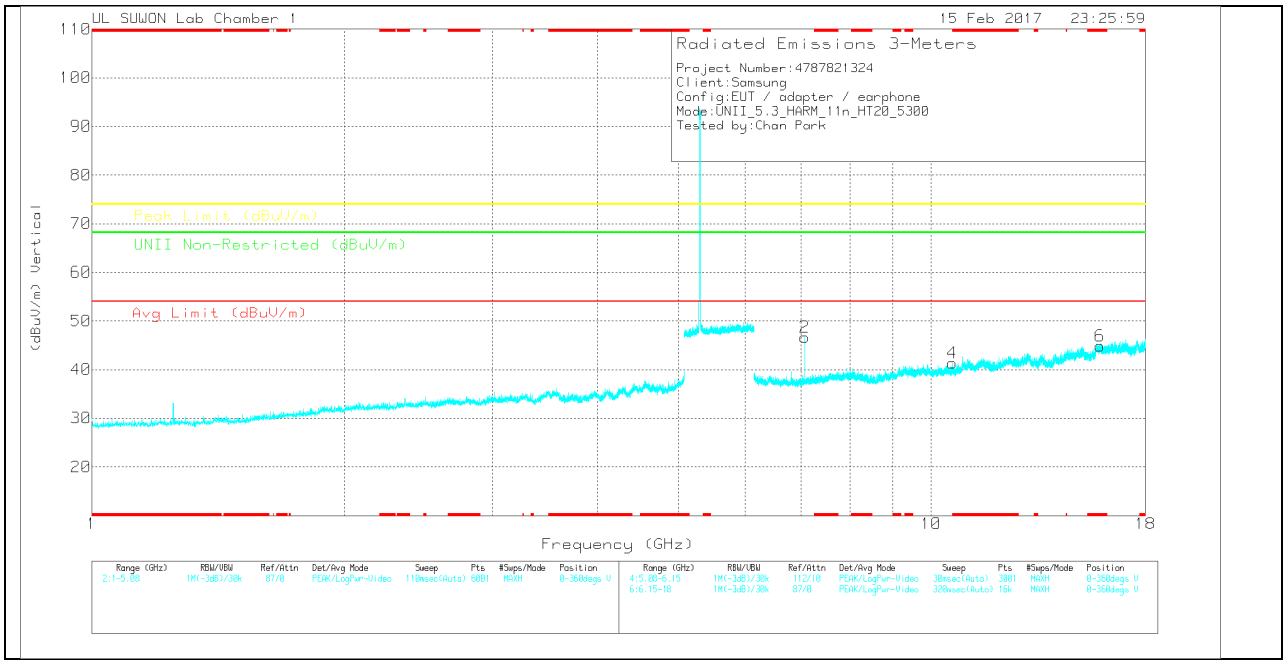

Note: Emission was scanned up to 40GHz; No emissions were detected above the noise floor which was at least 20dB below the specification limit.

UL Korea, Ltd. Confidential
This report shall not be reproduced except in full, without the written approval of UL Korea, Ltd.

MID CHANNEL DATA

Trace Markers

Marker	Frequency (GHz)	Meter Reading (dBuV)	Det	3117(001688717)_150619	6Ghz_HP(dB)	DC Corr (dB)	Corrected Reading (dBuV/m)	Avg Limit (dBuV/m)	Margin (dB)	Peak Limit (dBuV/m)	Margin (dB)	UNII Non-Restricted (dBuV/m)	Margin (dB)	Azimuth (Degs)	Height (cm)	Polarity
1	7.066	36.52	Pk	35.7	-31	0	41.22	-	-	-	-	68.2	-26.98	0-360	150	H
3	* 10.601	30.4	Pk	37.9	-27.9	0	40.4	-	-	74	-33.6	-	-	0-360	150	H
5	* 15.903	22.98	Pk	40.5	-19.2	0	44.28	-	-	74	-29.72	-	-	0-360	250	H
2	7.066	41.99	Pk	35.7	-31	0	46.69	-	-	-	-	68.2	-21.51	0-360	150	V
4	* 10.602	31.31	Pk	37.9	-27.9	0	41.31	-	-	74	-32.69	-	-	0-360	150	V
6	* 15.901	23.52	Pk	40.5	-19.2	0	44.82	-	-	74	-29.18	-	-	0-360	150	V

* - indicates frequency in CFR15.205/IC7.2.2 Restricted Band

Pk – Peak detector

Radiated Emissions

Frequency (GHz)	Meter Reading (dBuV)	Det	3117(00168717)_150619	6Ghz_HP(dB)	DC Corr (dB)	Corrected Reading (dBuV/m)	Avg Limit (dBuV/m)	Margin (dB)	Peak Limit (dBuV/m)	Margin (dB)	UNII Non-Restricted (dBuV/m)	Margin (dB)	Azimuth (Degs)	Height (cm)	Polarity
7.067	47.56	PK-U	35.7	-31	0	52.26	-	-	-	-	68.2	-15.94	99	122	V

* - indicates frequency in CFR15.205/IC7.2.2 Restricted Band

PK-U - U-NII: Maximum Peak

UL Korea, Ltd. Confidential
This report shall not be reproduced except in full, without the written approval of UL Korea, Ltd.

HIGH CHANNEL HORIZONTAL

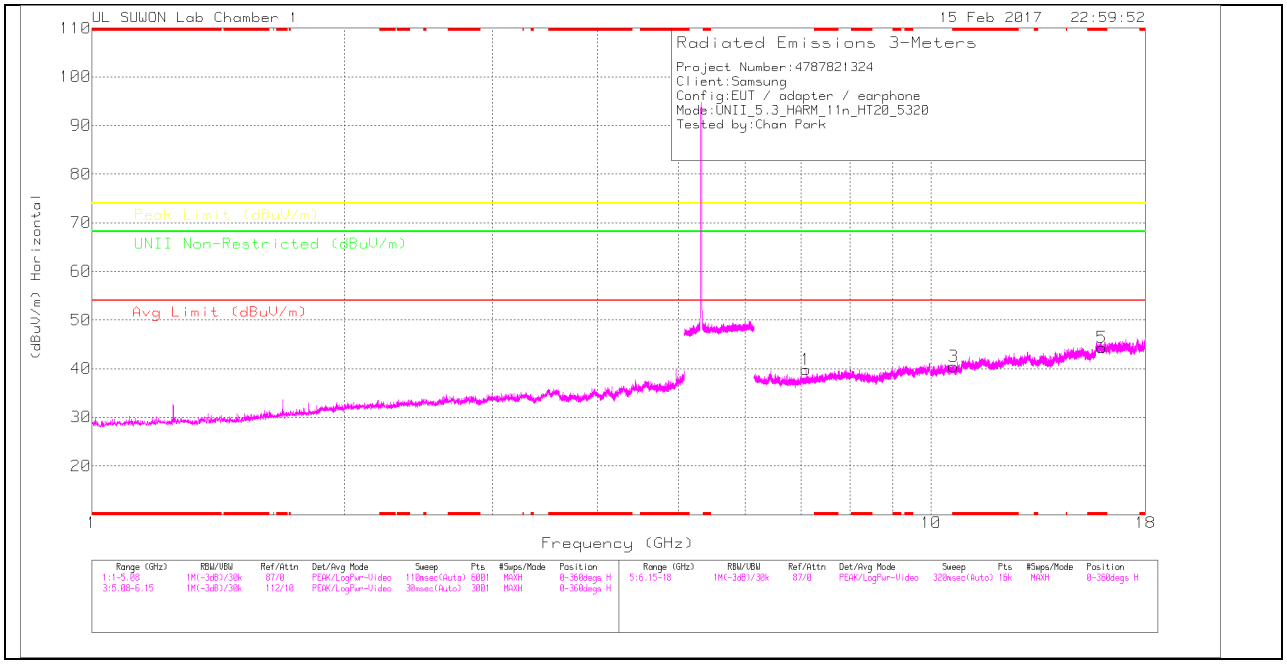

HIGH CHANNEL VERTICAL

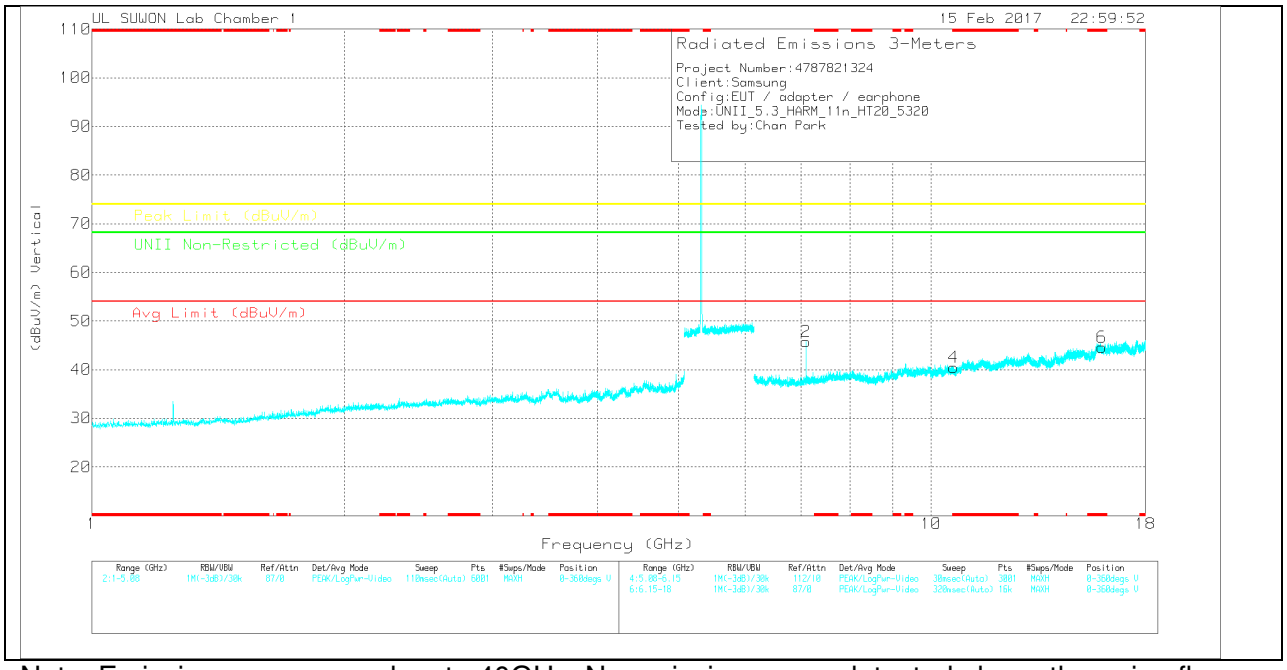

Note: Emission was scanned up to 40GHz; No emissions were detected above the noise floor which was at least 20dB below the specification limit.

UL Korea, Ltd. Confidential
This report shall not be reproduced except in full, without the written approval of UL Korea, Ltd.

HIGH CHANNEL DATA

Trace Markers

Marker	Frequency (GHz)	Meter Reading (dBuV)	Det	3117(00168717)_150619	6Ghz_HP(dB)	DC Corr (dB)	Corrected Reading (dBuV/m)	Avg Limit (dBuV/m)	Margin (dB)	Peak Limit (dBuV/m)	Margin (dB)	UNII Non-Restricted (dBuV/m)	Margin (dB)	Azimuth (Degs)	Height (cm)	Polarity
1	7.093	35.12	Pk	35.7	-31	0	39.82	-	-	-	-	68.2	-28.38	0-360	150	H
3	* 10.64	31.13	Pk	37.9	-28.6	0	40.43	-	-	74	-33.57	-	-	0-360	150	H
5	* 15.961	23.58	Pk	40.6	-19.9	0	44.28	-	-	74	-29.72	-	-	0-360	250	H
2	7.093	41.1	Pk	35.7	-31	0	45.8	-	-	-	-	68.2	-22.4	0-360	150	V
4	* 10.64	31.18	Pk	37.9	-28.6	0	40.48	-	-	74	-33.52	-	-	0-360	150	V
6	* 15.96	23.92	Pk	40.6	-19.9	0	44.62	-	-	74	-29.38	-	-	0-360	250	V

* - indicates frequency in CFR15.205/IC7.2.2 Restricted Band

Pk – Peak detector

Radiated Emissions

Frequency (GHz)	Meter Reading (dBuV)	Det	3117(00168717)_150619	6Ghz_HP(dB)	DC Corr (dB)	Corrected Reading (dBuV/m)	Avg Limit (dBuV/m)	Margin (dB)	Peak Limit (dBuV/m)	Margin (dB)	UNII Non-Restricted (dBuV/m)	Margin (dB)	Azimuth (Degs)	Height (cm)	Polarity
7.093	48.02	PK-U	35.7	-31	0	52.72	-	-	-	-	68.2	-15.48	102	104	V

* - indicates frequency in CFR15.205/IC7.2.2 Restricted Band

PK-U - U-NII: Maximum Peak

UL Korea, Ltd. Confidential
This report shall not be reproduced except in full, without the written approval of UL Korea, Ltd.

10.2.3. TX ABOVE 1GHz 802.11n HT40 2Tx CDD MODE IN THE 5.3GHz BAND AUTHORIZED BANDEDGE (HIGH CHANNEL)

HORIZONTAL PEAK AND AVERAGE PLOT

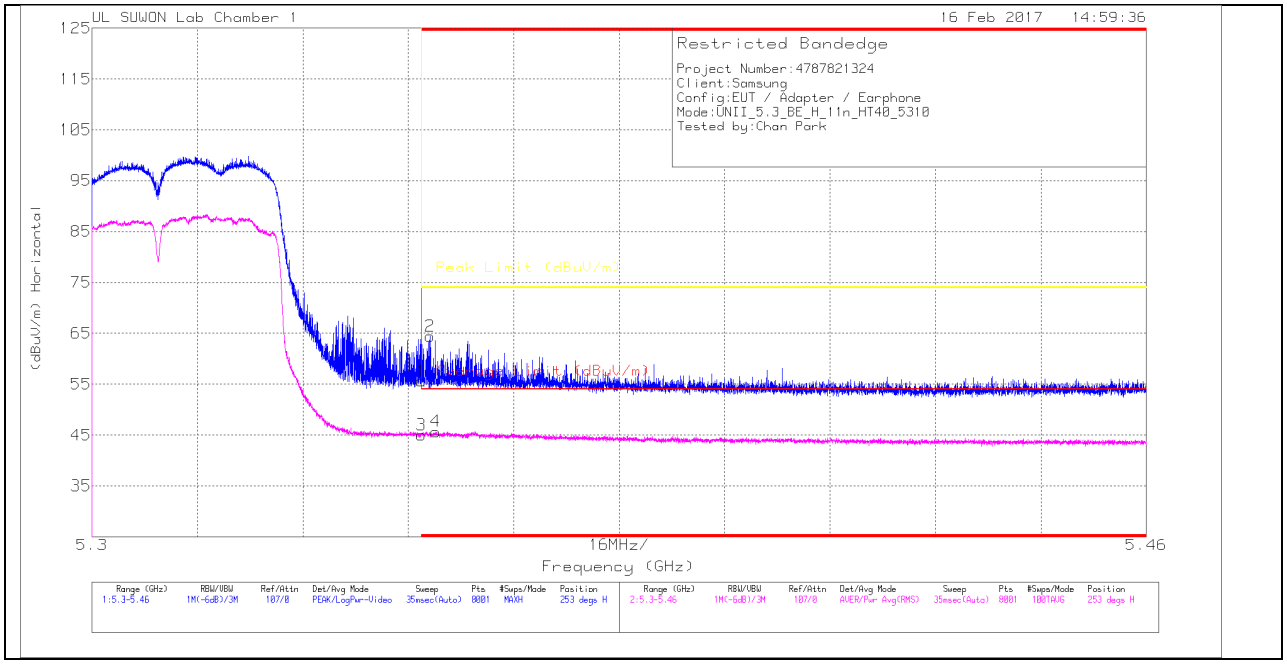

HORIZONTAL DATA

Trace Markers

Marker	Frequency (GHz)	Meter Reading (dBuV)	Det	3117(00168717)_150619	10dB_Att(dB)	DC Corr (dB)	Corrected Reading (dBuV/m)	Average Limit (dBuV/m)	Margin (dB)	Peak Limit (dBuV/m)	PK Margin (dB)	Azimuth (Degs)	Height (cm)	Polarity
1	* 5.35	44.63	Pk	34.5	-23.5	0	55.63	-	-	74	-18.37	253	385	H
2	* 5.351	53.46	Pk	34.5	-23.5	0	64.46	-	-	74	-9.54	253	385	H
3	* 5.35	33.67	RMS	34.5	-23.8	.59	44.96	54	-9.04	-	-	253	385	H
4	* 5.352	34.4	RMS	34.5	-23.8	.59	45.69	54	-8.31	-	-	253	385	H

* - indicates frequency in CFR15.205/IC7.2.2 Restricted Band

Pk - Peak detector

RMS - RMS detection

UL Korea, Ltd. Confidential
This report shall not be reproduced except in full, without the written approval of UL Korea, Ltd.

VERTICAL PEAK AND AVERAGE PLOT

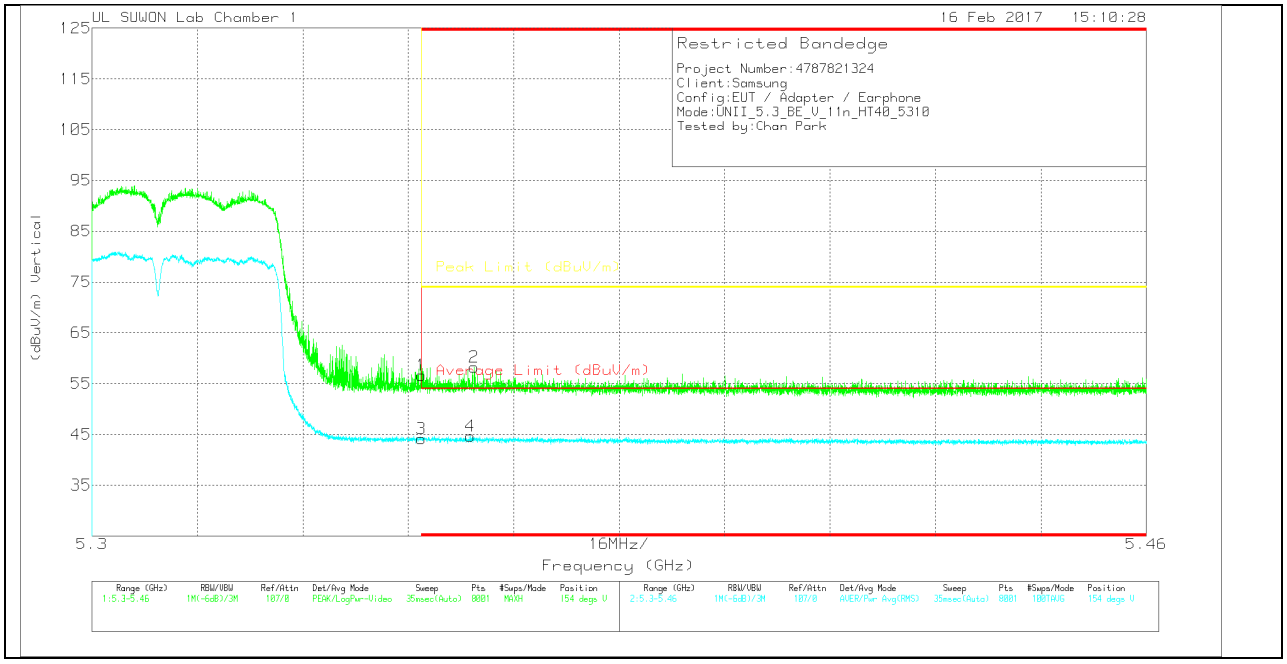

VERTICAL DATA

Trace Markers

Marker	Frequency (GHz)	Meter Reading (dBuV)	Det	3117(00168717)_150619	10dB_Att(dB)	DC Corr (dB)	Corrected Reading (dBuV/m)	Average Limit (dBuV/m)	Margin (dB)	Peak Limit (dBuV/m)	PK Margin (dB)	Azimuth (Degs)	Height (cm)	Polarity
1	* 5.35	45.69	Pk	34.5	-23.5	0	56.69	-	-	74	-17.31	154	106	V
2	* 5.358	47.04	Pk	34.5	-23.3	0	58.24	-	-	74	-15.76	154	106	V
3	* 5.35	32.83	RMS	34.5	-23.8	.59	44.12	54	-9.88	-	-	154	106	V
4	* 5.357	33.35	RMS	34.5	-23.8	.59	44.64	54	-9.36	-	-	154	106	V

* - indicates frequency in CFR15.205/IC7.2.2 Restricted Band

Pk - Peak detector

RMS - RMS detection

UL Korea, Ltd. Confidential
This report shall not be reproduced except in full, without the written approval of UL Korea, Ltd.

HARMONICS AND SPURIOUS EMISSIONS

LOW CHANNEL HORIZONTAL

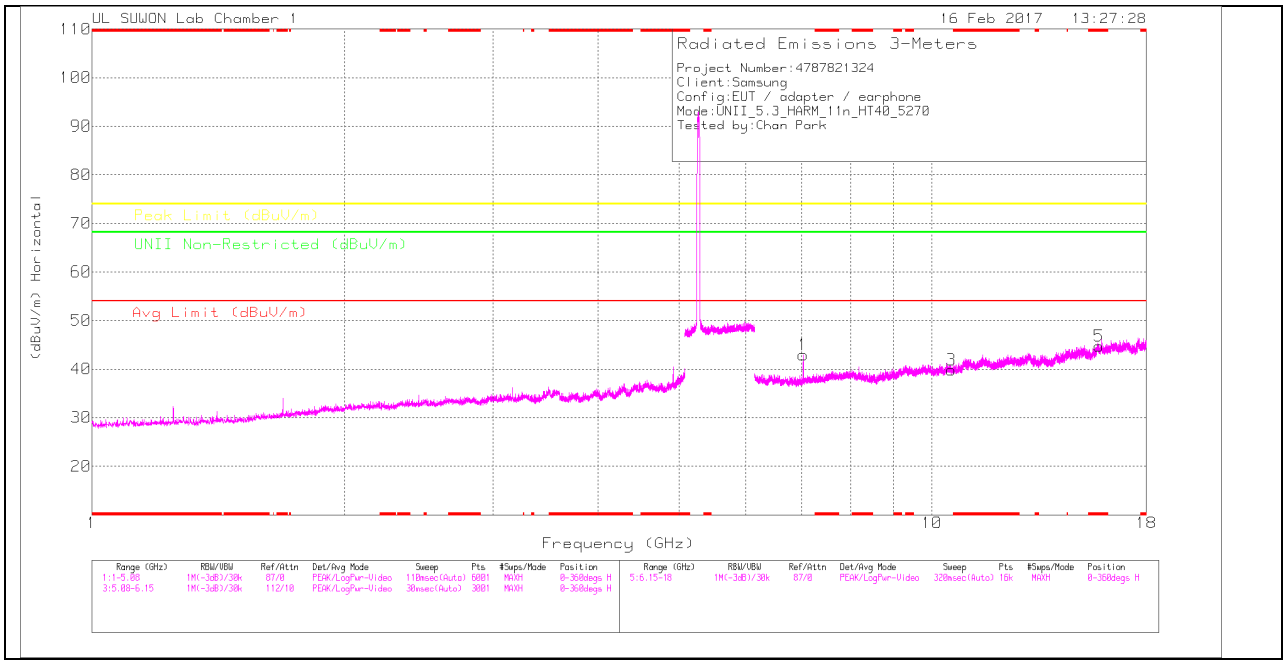

LOW CHANNEL VERTICAL

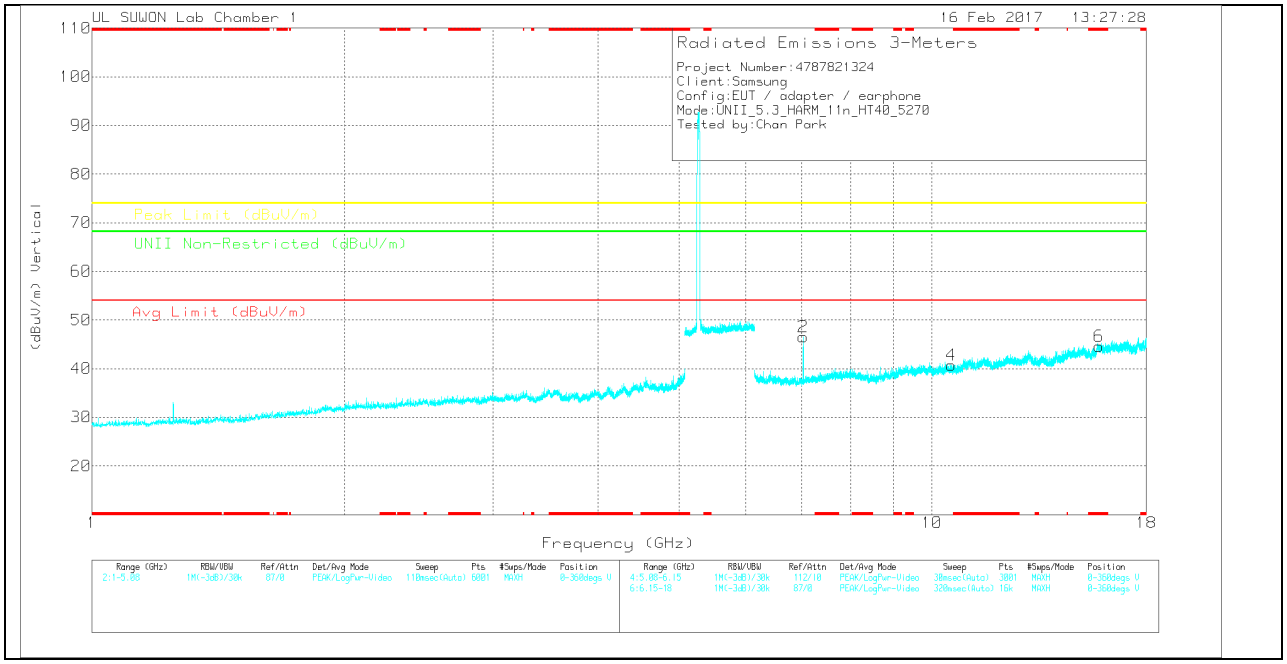

Note: Emission was scanned up to 40GHz; No emissions were detected above the noise floor which was at least 20dB below the specification limit.

UL Korea, Ltd. Confidential
This report shall not be reproduced except in full, without the written approval of UL Korea, Ltd.

LOW CHANNEL DATA

Trace Markers

Marker	Frequency (GHz)	Meter Reading (dBuV)	Det	3117(00168717)_150619	6Ghz_HP(dB)	DC Corr (dB)	Corrected Reading (dBuV/m)	Avg Limit (dBuV/m)	Margin (dB)	Peak Limit (dBuV/m)	Margin (dB)	UNII Non-Restricted (dBuV/m)	Margin (dB)	Azimuth (Degs)	Height (cm)	Polarity
1	7.026	38.26	Pk	35.7	-31.1	0	42.86	-	-	-	-	68.2	-25.34	0-360	250	H
3	10.541	30.03	Pk	37.9	-28.1	0	39.83	-	-	-	-	68.2	-28.37	0-360	150	H
5	* 15.805	21.78	Pk	40.5	-17.5	0	44.78	-	-	74	-29.22	-	-	0-360	150	H
2	7.026	41.9	Pk	35.7	-31.1	0	46.5	-	-	-	-	68.2	-21.7	0-360	150	V
4	10.539	30.87	Pk	37.9	-28.1	0	40.67	-	-	-	-	68.2	-27.53	0-360	150	V
6	* 15.806	21.64	Pk	40.5	-17.6	0	44.54	-	-	74	-29.46	-	-	0-360	150	V

* - indicates frequency in CFR15.205/IC7.2.2 Restricted Band

Pk – Peak detector

Radiated Emissions

Frequency (GHz)	Meter Reading (dBuV)	Det	3117(00168717)_150619	6Ghz_HP(dB)	DC Corr (dB)	Corrected Reading (dBuV/m)	Avg Limit (dBuV/m)	Margin (dB)	Peak Limit (dBuV/m)	Margin (dB)	UNII Non-Restricted (dBuV/m)	Margin (dB)	Azimuth (Degs)	Height (cm)	Polarity
7.027	47.13	PK-U	35.7	-31.1	0	51.73	-	-	-	-	68.2	-16.47	225	100	H
7.027	47.62	PK-U	35.7	-31.1	0	52.22	-	-	-	-	68.2	-15.98	264	114	V

* - indicates frequency in CFR15.205/IC7.2.2 Restricted Band

PK-U - U-NII: Maximum Peak

UL Korea, Ltd. Confidential
This report shall not be reproduced except in full, without the written approval of UL Korea, Ltd.

HIGH CHANNEL HORIZONTAL

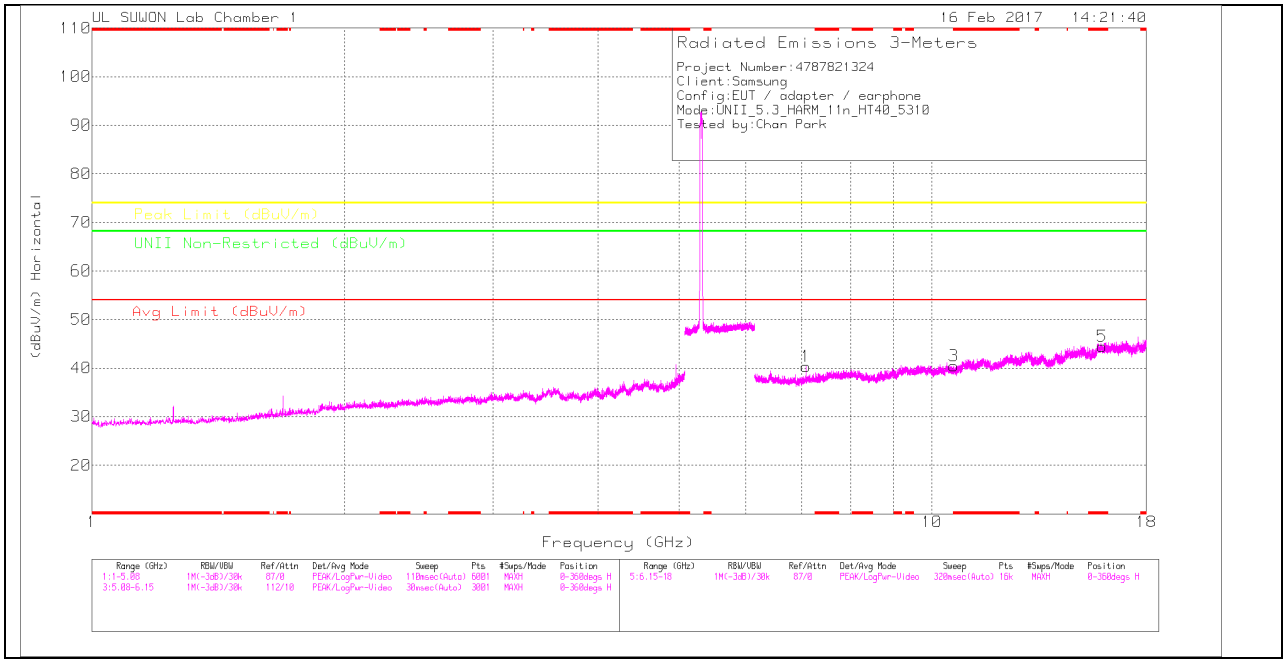

HIGH CHANNEL VERTICAL

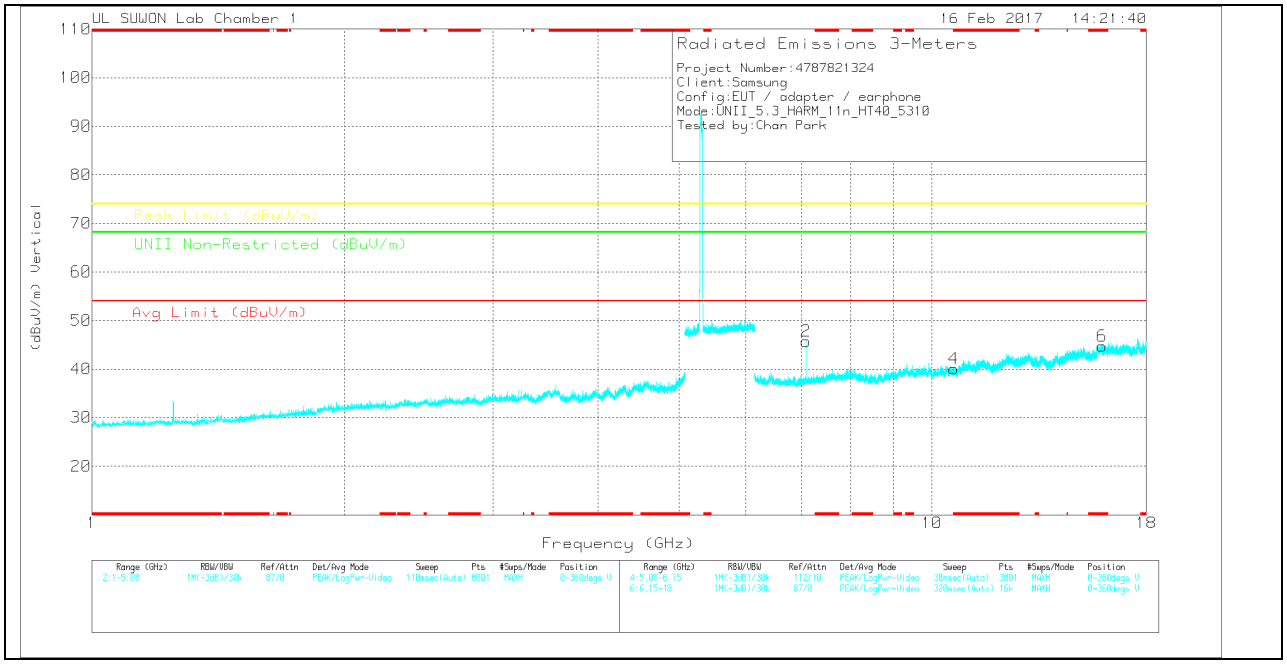

Note: Emission was scanned up to 40GHz; No emissions were detected above the noise floor which was at least 20dB below the specification limit.

UL Korea, Ltd. Confidential
This report shall not be reproduced except in full, without the written approval of UL Korea, Ltd.

HIGH CHANNEL DATA

Trace Markers

Marker	Frequency (GHz)	Meter Reading (dBuV)	Det	3117(00168717)_150619	6Ghz_HP(dB)	DC Corr (dB)	Corrected Reading (dBuV/m)	Avg Limit (dBuV/m)	Margin (dB)	Peak Limit (dBuV/m)	Margin (dB)	UNII Non-Restricted (dBuV/m)	Margin (dB)	Azimuth (Degs)	Height (cm)	Polarity
1	7.079	35.62	Pk	35.7	-31	0	40.32	-	-	-	-	68.2	-27.88	0-360	250	H
3	* 10.621	30.71	Pk	37.9	-28.2	0	40.41	-	-	74	-33.59	-	-	0-360	250	H
5	* 15.935	23.28	Pk	40.6	-19.4	0	44.48	-	-	74	-29.52	-	-	0-360	150	H
2	7.079	41	Pk	35.7	-31	0	45.7	-	-	-	-	68.2	-22.5	0-360	250	V
4	* 10.623	30.45	Pk	37.9	-28.3	0	40.05	-	-	74	-33.95	-	-	0-360	250	V
6	* 15.936	23.57	Pk	40.6	-19.5	0	44.67	-	-	74	-29.33	-	-	0-360	250	V

* - indicates frequency in CFR15.205/IC7.2.2 Restricted Band

Pk – Peak detector

Radiated Emissions

Frequency (GHz)	Meter Reading (dBuV)	Det	3117(00168717)_150619	6Ghz_HP(dB)	DC Corr (dB)	Corrected Reading (dBuV/m)	Avg Limit (dBuV/m)	Margin (dB)	Peak Limit (dBuV/m)	Margin (dB)	UNII Non-Restricted (dBuV/m)	Margin (dB)	Azimuth (Degs)	Height (cm)	Polarity
7.08	46.22	PK-U	35.7	-31	0	50.92	-	-	-	-	68.2	-17.28	228	103	H
7.08	47.7	PK-U	35.7	-31	0	52.4	-	-	-	-	68.2	-15.8	264	107	V

* - indicates frequency in CFR15.205/IC7.2.2 Restricted Band

PK-U - U-NII: Maximum Peak

UL Korea, Ltd. Confidential
This report shall not be reproduced except in full, without the written approval of UL Korea, Ltd.

10.2.4. TX ABOVE 1GHz 802.11ac VHT80 2Tx CDD MODE IN THE 5.3GHz BAND

RESTRICTED BANDEDGE (High CHANNEL)

HORIZONTAL PEAK AND AVERAGE PLOT

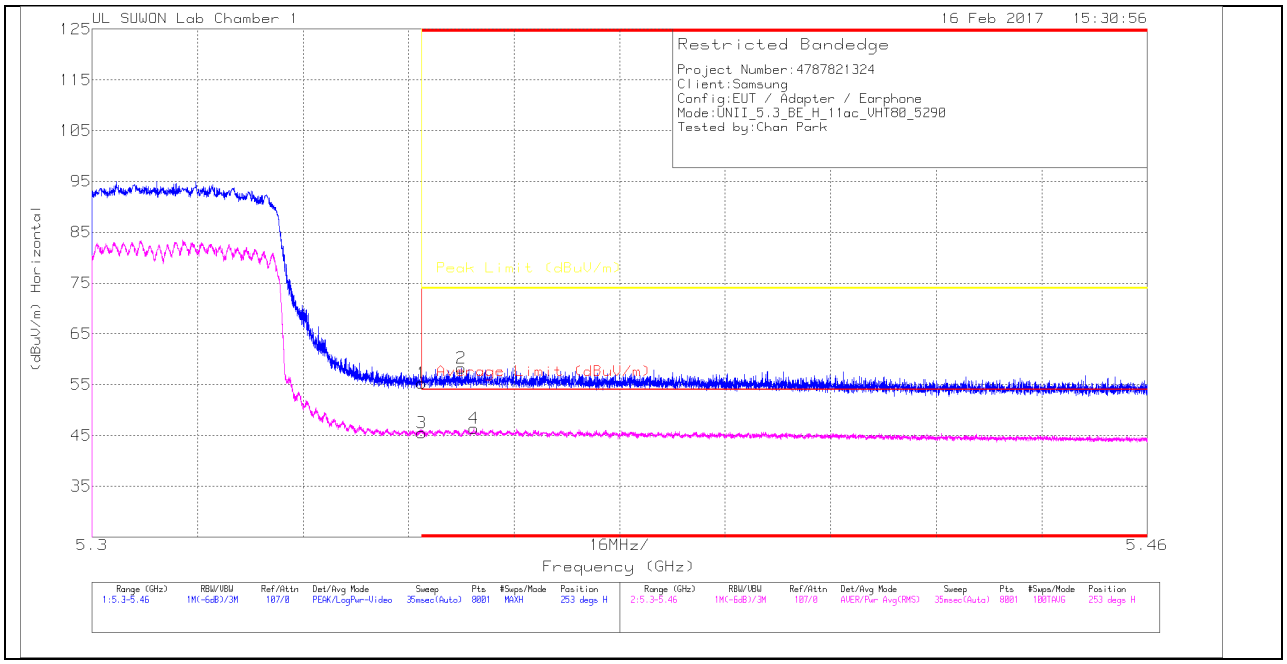

HORIZONTAL DATA

Trace Markers

Marker	Frequency (GHz)	Meter Reading (dBuV)	Det	3117(00168717)_150619	10dB_Att(dB)	DC Corr (dB)	Corrected Reading (dBuV/m)	Average Limit (dBuV/m)	Margin (dB)	Peak Limit (dBuV/m)	PK Margin (dB)	Azimuth (Degs)	Height (cm)	Polarity
1	* 5.35	44.24	Pk	34.5	-23.5	0	55.24	-	-	74	-18.76	253	386	H
2	* 5.356	47.02	Pk	34.5	-23.3	0	58.22	-	-	74	-15.78	253	386	H
3	* 5.35	33.68	RMS	34.5	-23.8	1.12	45.5	54	-8.5	-	-	253	386	H
4	* 5.358	34.54	RMS	34.5	-23.8	1.12	46.36	54	-7.64	-	-	253	386	H

* - indicates frequency in CFR15.205/IC7.2.2 Restricted Band

Pk - Peak detector

RMS - RMS detection

UL Korea, Ltd. Confidential
This report shall not be reproduced except in full, without the written approval of UL Korea, Ltd.

VERTICAL PEAK AND AVERAGE PLOT

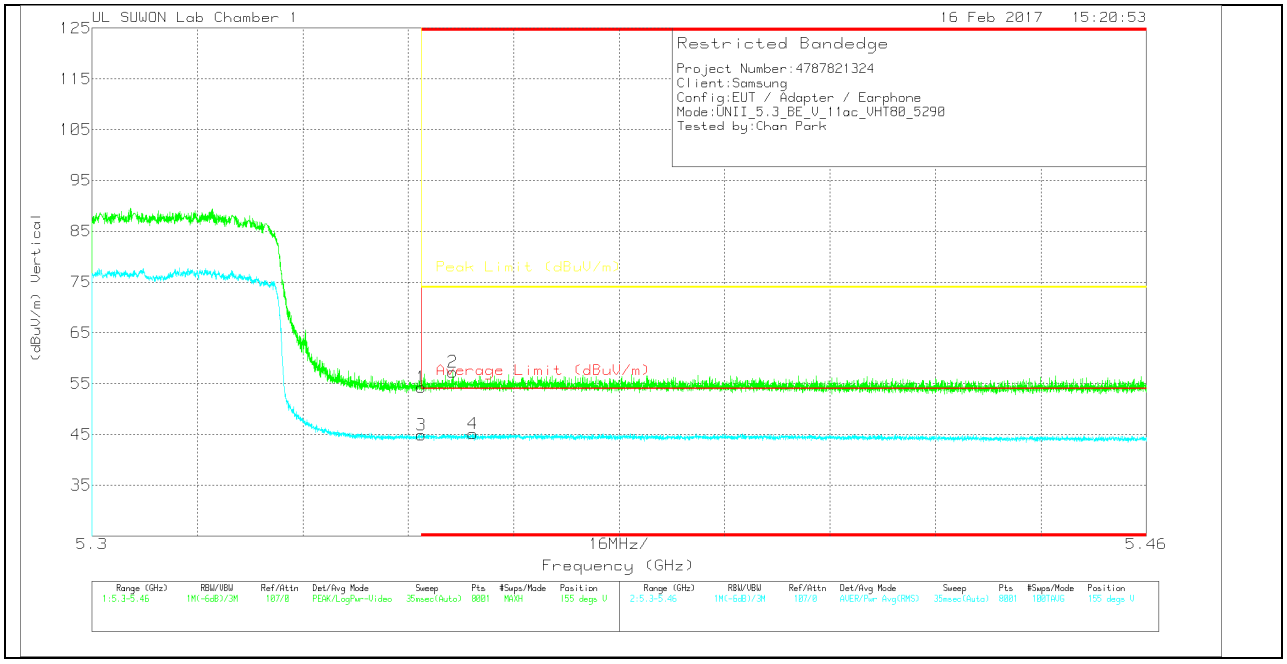

VERTICAL DATA

Trace Markers

Marker	Frequency (GHz)	Meter Reading (dBuV)	Det	3117(00168717)_150619	10dB_Att(dB)	DC Corr (dB)	Corrected Reading (dBuV/m)	Average Limit (dBuV/m)	Margin (dB)	Peak Limit (dBuV/m)	PK Margin (dB)	Azimuth (Degs)	Height (cm)	Polarity
1	* 5.35	43.29	Pk	34.5	-23.5	0	54.29	-	-	74	-19.71	155	125	V
2	* 5.355	46.11	Pk	34.5	-23.3	0	57.31	-	-	74	-16.69	155	125	V
3	* 5.35	33.01	RMS	34.5	-23.8	1.12	44.83	54	-9.17	-	-	155	125	V
4	* 5.358	33.34	RMS	34.5	-23.8	1.12	45.16	54	-8.84	-	-	155	125	V

* - indicates frequency in CFR15.205/IC7.2.2 Restricted Band

Pk - Peak detector

RMS - RMS detection

UL Korea, Ltd. Confidential
This report shall not be reproduced except in full, without the written approval of UL Korea, Ltd.

HARMONICS AND SPURIOUS EMISSIONS

MID CHANNEL HORIZONTAL

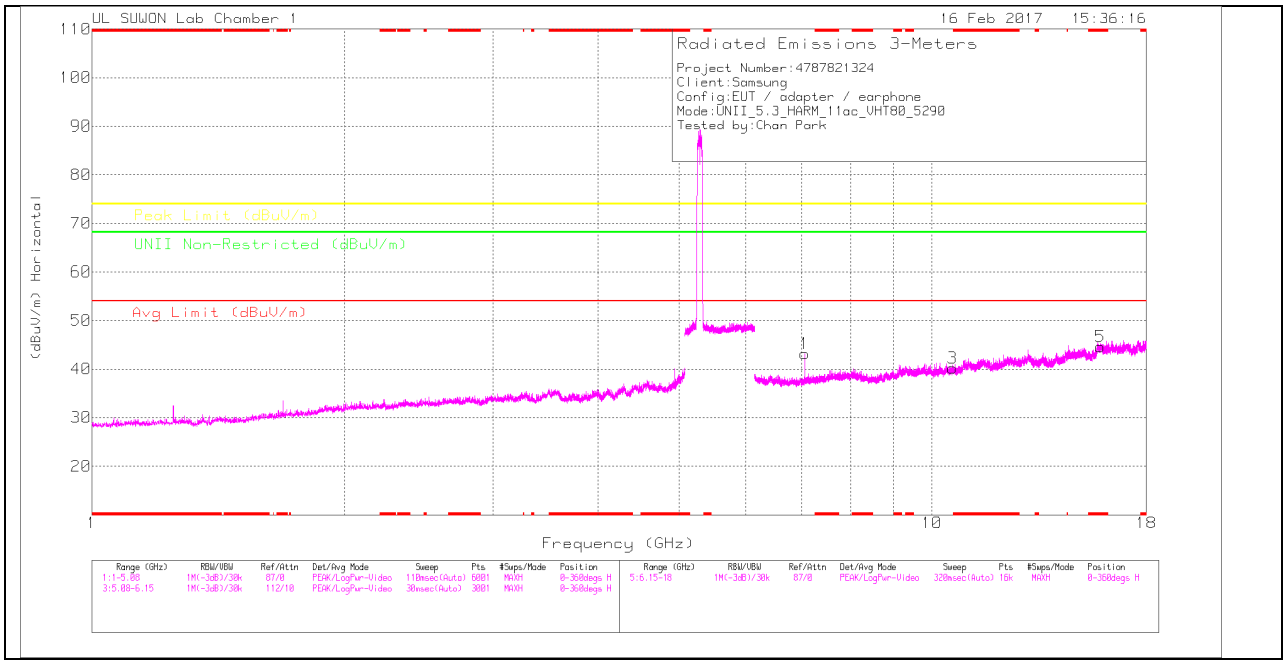

MID CHANNEL VERTICAL

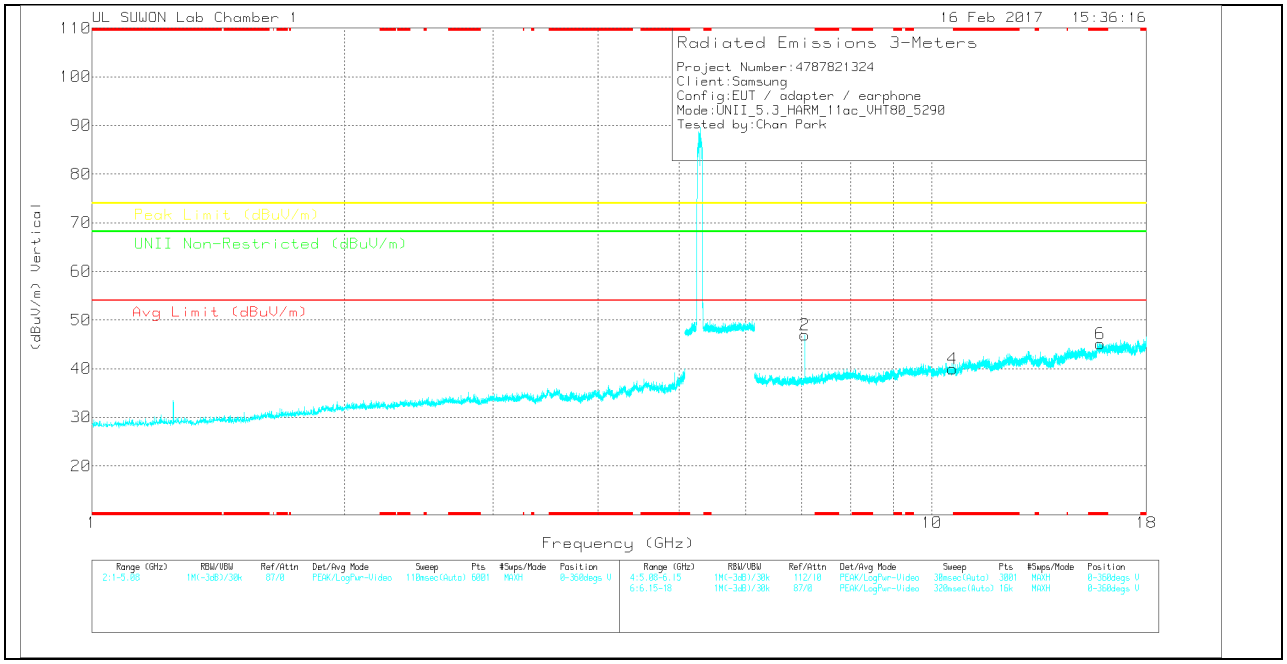

Note: Emission was scanned up to 40GHz; No emissions were detected above the noise floor which was at least 20dB below the specification limit.

UL Korea, Ltd. Confidential
This report shall not be reproduced except in full, without the written approval of UL Korea, Ltd.

MID CHANNEL DATA

Trace Markers

Marker	Frequency (GHz)	Meter Reading (dBuV)	Det	3117(001688717)_150619	6Ghz_HP(dB)	DC Corr (dB)	Corrected Reading (dBuV/m)	Avg Limit (dBuV/m)	Margin (dB)	Peak Limit (dBuV/m)	Margin (dB)	UNII Non-Restricted (dBuV/m)	Margin (dB)	Azimuth (Degs)	Height (cm)	Polarity
1	7.053	38.45	Pk	35.7	-31	0	43.15	-	-	-	-	68.2	-25.05	0-360	150	H
3	10.576	29.96	Pk	37.9	-27.7	0	40.16	-	-	-	-	68.2	-28.04	0-360	150	H
5	* 15.869	23.39	Pk	40.5	-19.3	0	44.59	-	-	74	-29.41	-	-	0-360	250	H
2	7.053	42.27	Pk	35.7	-31	0	46.97	-	-	-	-	68.2	-21.23	0-360	150	V
4	10.582	29.74	Pk	37.9	-27.7	0	39.94	-	-	-	-	68.2	-28.26	0-360	250	V
6	* 15.874	24.02	Pk	40.5	-19.4	0	45.12	-	-	74	-28.88	-	-	0-360	250	V

* - indicates frequency in CFR15.205/IC7.2.2 Restricted Band

Pk – Peak detector

Radiated Emissions

Frequency (GHz)	Meter Reading (dBuV)	Det	3117(00168717)_150619	6Ghz_HP(dB)	DC Corr (dB)	Corrected Reading (dBuV/m)	Avg Limit (dBuV/m)	Margin (dB)	Peak Limit (dBuV/m)	Margin (dB)	UNII Non-Restricted (dBuV/m)	Margin (dB)	Azimuth (Degs)	Height (cm)	Polarity
7.053	46.2	PK-U	35.7	-31	0	50.9	-	-	-	-	68.2	-17.3	229	122	H
7.054	47.29	PK-U	35.7	-31	0	51.99	-	-	-	-	68.2	-16.21	264	117	V

* - indicates frequency in CFR15.205/IC7.2.2 Restricted Band

PK-U - U-NII: Maximum Peak

UL Korea, Ltd. Confidential
This report shall not be reproduced except in full, without the written approval of UL Korea, Ltd.

10.3. 5.5-5.6 GHz

10.3.1. TX ABOVE 1 GHz 802.11a 2Tx CDD MODE IN THE 5.5 GHz BAND

RESTRICTED BANDEDGE (LOW CHANNEL)

HORIZONTAL PEAK AND AVERAGE PLOT

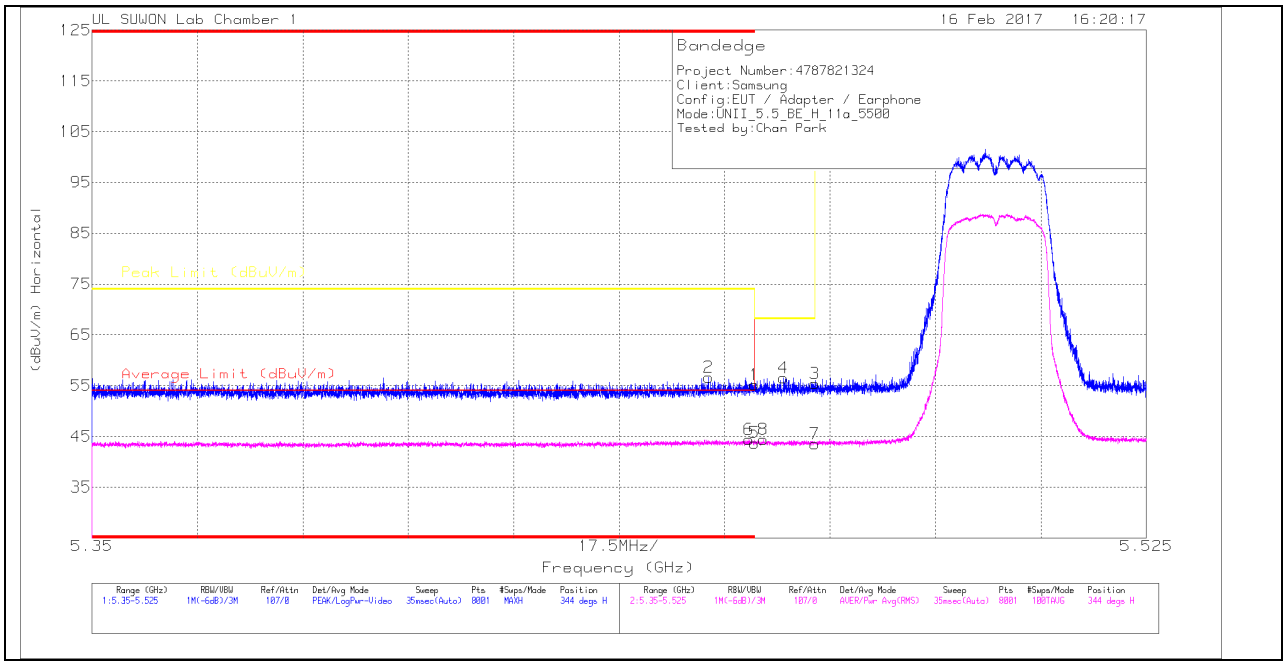

HORIZONTAL DATA

Trace Markers

Marker	Frequency (GHz)	Meter Reading (dBuV)	Det	3117(00168717)_150619	10dB_Att(dB)	DC Corr (dB)	Corrected Reading (dBuV/m)	Average Limit (dBuV/m)	Margin (dB)	Peak Limit (dBuV/m)	PK Margin (dB)	Azimuth (Degs)	Height (cm)	Polarity
1	* 5.46	43.6	Pk	34.6	-23.1	0	55.1	-	-	74	-18.9	344	100	H
2	* 5.452	45.39	Pk	34.6	-23.3	0	56.69	-	-	74	-17.31	344	100	H
3	5.47	43.94	Pk	34.6	-23.1	0	55.44	-	-	68.2	-12.76	344	100	H
4	5.465	44.89	Pk	34.6	-23	0	56.49	-	-	68.2	-11.71	344	100	H
5	* 5.46	32.52	RMS	34.6	-23.7	.29	43.71	54	-10.29	-	-	344	100	H
6	* 5.459	33.2	RMS	34.6	-23.7	.29	44.39	54	-9.61	-	-	344	100	H

* - indicates frequency in CFR15.205/IC7.2.2 Restricted Band

Pk - Peak detector

RMS - RMS detection

UL Korea, Ltd. Confidential
This report shall not be reproduced except in full, without the written approval of UL Korea, Ltd.

VERTICAL PEAK AND AVERAGE PLOT

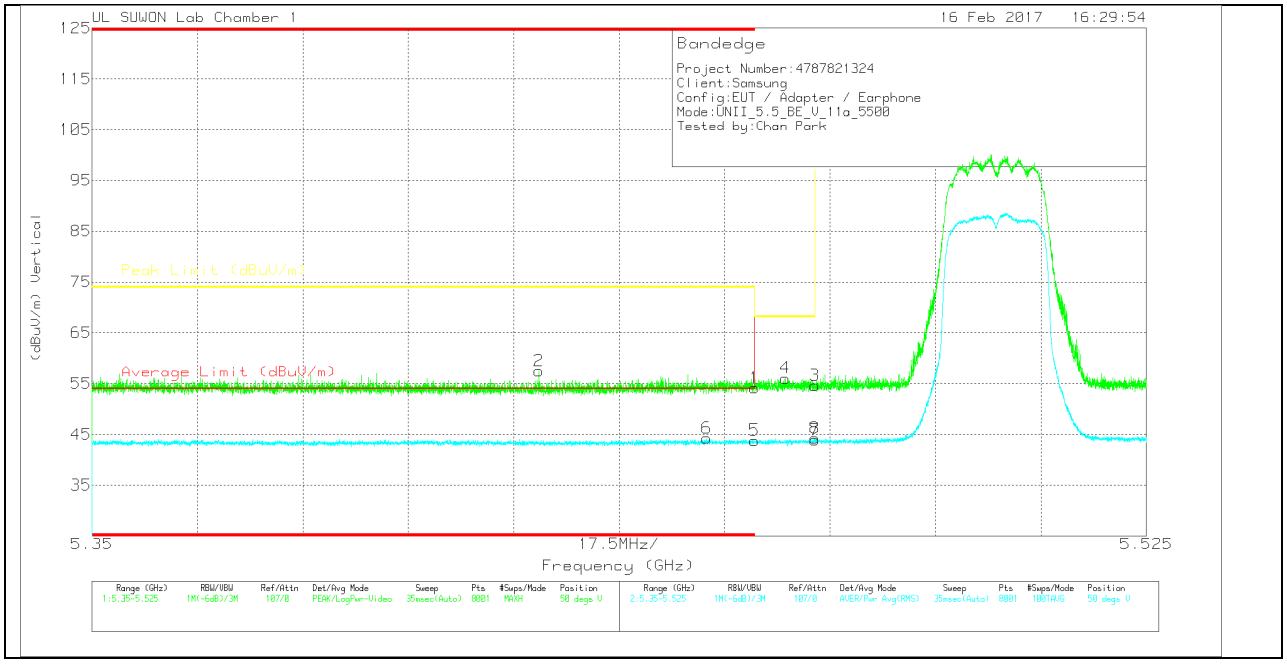

VERTICAL DATA

Trace Markers

Marker	Frequency (GHz)	Meter Reading (dBuV)	Det	3117(00168717)_150619	10dB_Att(dB)	DC Corr (dB)	Corrected Reading (dBuV/m)	Average Limit (dBuV/m)	Margin (dB)	Peak Limit (dBuV/m)	PK Margin (dB)	Azimuth (Degs)	Height (cm)	Polarity
1	* 5.46	42.7	Pk	34.6	-23.1	0	54.2	-	-	74	-19.8	50	273	V
2	* 5.424	46.36	Pk	34.6	-23.5	0	57.46	-	-	74	-16.54	50	273	V
3	5.47	43.18	Pk	34.6	-23.1	0	54.68	-	-	68.2	-13.52	50	273	V
4	5.465	44.48	Pk	34.6	-23	0	56.08	-	-	68.2	-12.12	50	273	V
5	* 5.46	32.64	RMS	34.6	-23.7	.29	43.83	54	-10.17	-	-	50	273	V
6	* 5.452	33.03	RMS	34.6	-23.7	.29	44.22	54	-9.78	-	-	50	273	V

* - indicates frequency in CFR15.205/IC7.2.2 Restricted Band

Pk - Peak detector

RMS - RMS detection

UL Korea, Ltd. Confidential
This report shall not be reproduced except in full, without the written approval of UL Korea, Ltd.

AUTHORIZED BANDEDGE (HIGH CHANNEL)

HORIZONTAL PEAK AND AVERAGE PLOT

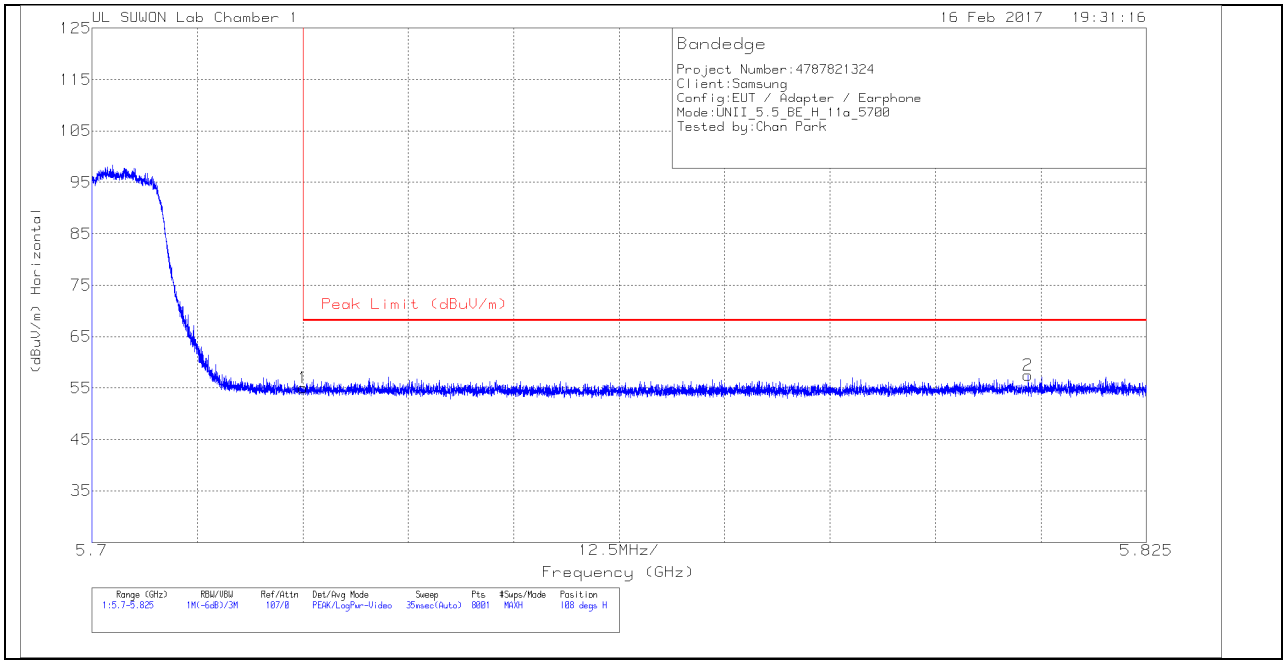

HORIZONTAL DATA

Trace Markers

Marker	Frequency (GHz)	Meter Reading (dBuV)	Det	3117(00168717)_150619	10dB_Att(dB)	DC Corr (dB)	Corrected Reading (dBuV/m)	Peak Limit (dBuV/m)	PK Margin (dB)	Azimuth (Degs)	Height (cm)	Polarity
1	5.725	43.14	Pk	34.8	-22.9	0	55.04	68.2	-13.16	108	114	H
2	5.811	45.16	Pk	34.8	-22.5	0	57.46	68.2	-10.74	108	114	H

Pk - Peak detector

UL Korea, Ltd. Confidential
This report shall not be reproduced except in full, without the written approval of UL Korea, Ltd.

VERTICAL PEAK AND AVERAGE PLOT

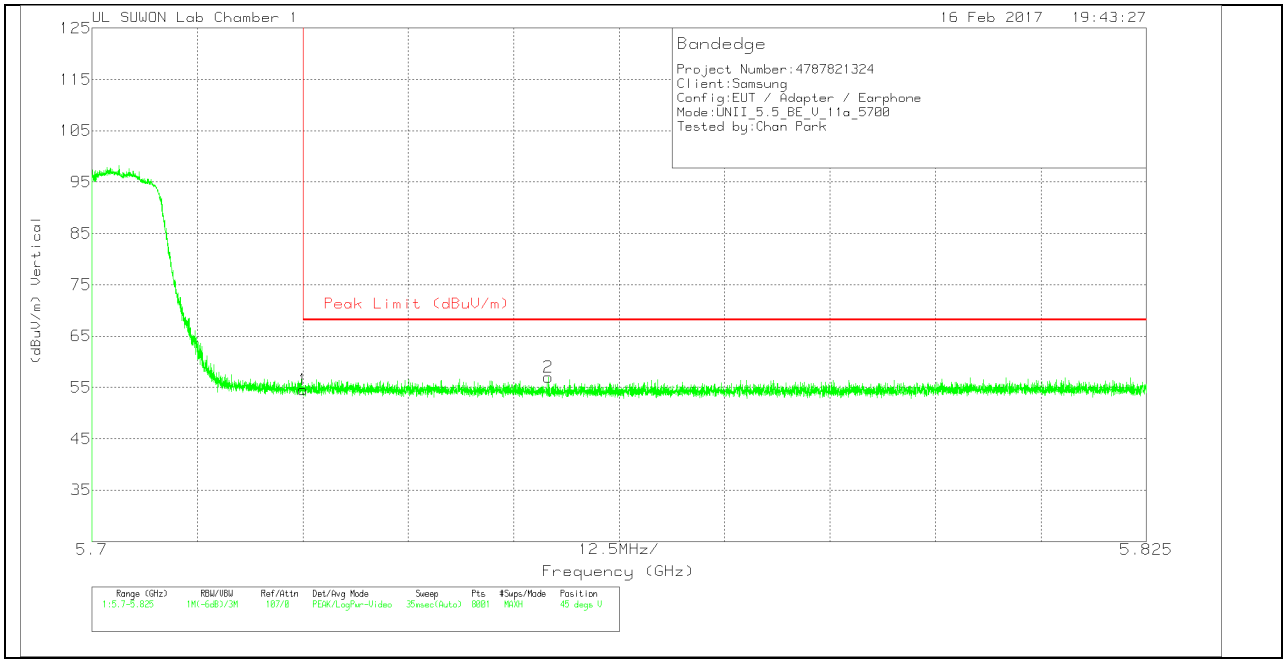

VERTICAL DATA

Trace Markers

Marker	Frequency (GHz)	Meter Reading (dBuV)	Det	3117(00168717)_150619	10dB_Att(dB)	DC Corr (dB)	Corrected Reading (dBuV/m)	Peak Limit (dBuV/m)	PK Margin (dB)	Azimuth (Degs)	Height (cm)	Polarity
1	5.725	42.7	Pk	34.8	-22.9	0	54.6	68.2	-13.6	45	227	V
2	5.754	45.15	Pk	34.8	-23	0	56.95	68.2	-11.25	45	227	V

Pk - Peak detector

UL Korea, Ltd. Confidential
This report shall not be reproduced except in full, without the written approval of UL Korea, Ltd.

HARMONICS AND SPURIOUS EMISSIONS

LOW CHANNEL HORIZONTAL

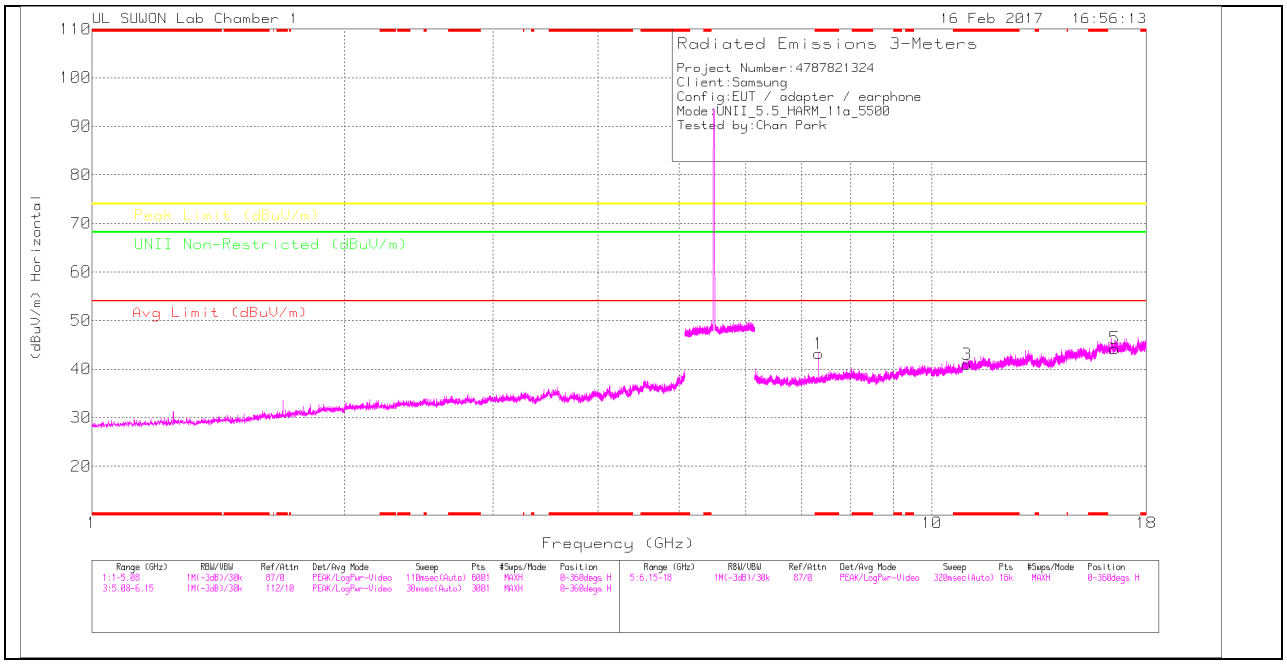

LOW CHANNEL VERTICAL

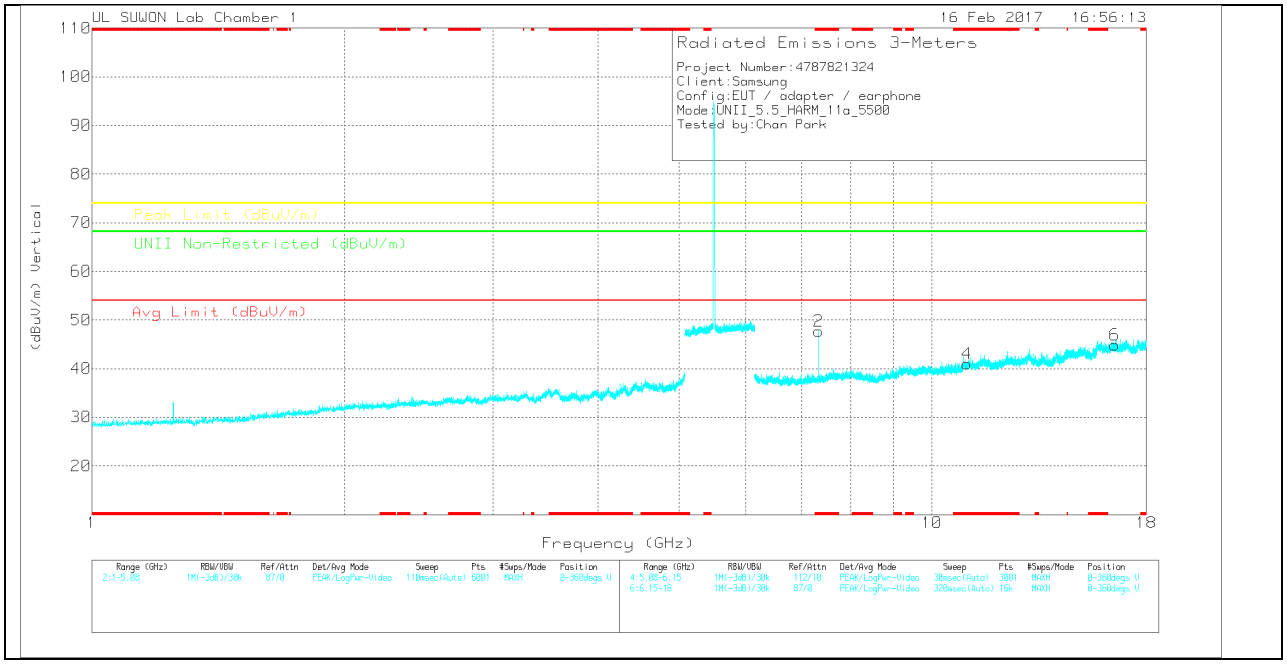

Note: Emission was scanned up to 40GHz; No emissions were detected above the noise floor which was at least 20dB below the specification limit.

UL Korea, Ltd. Confidential
This report shall not be reproduced except in full, without the written approval of UL Korea, Ltd.

LOW CHANNEL DATA

Trace Markers

Marker	Frequency (GHz)	Meter Reading (dBuV)	Det	3117(00168717)_150619	6Ghz_HP(dB)	DC Corr (dB)	Corrected Reading (dBuV/m)	Avg Limit (dBuV/m)	Margin (dB)	Peak Limit (dBuV/m)	Margin (dB)	UNII Non-Restricted (dBuV/m)	Margin (dB)	Azimuth (Degs)	Height (cm)	Polarity
1	* 7.333	38.3	Avg	35.8	-30.9	0	43.2	-	-	74	-30.8	-	-	0-360	150	H
3	* 11.009	30.75	Avg	38.2	-28	0	40.95	-	-	74	-33.05	-	-	0-360	250	H
5	16.498	26.77	Avg	41.1	-23.6	0	44.27	-	-	-	-	68.2	-23.93	0-360	150	H
2	* 7.333	42.79	Avg	35.8	-30.9	0	47.69	-	-	74	-26.31	-	-	0-360	250	V
4	* 11.007	30.78	Avg	38.2	-28	0	40.98	-	-	74	-33.02	-	-	0-360	250	V
6	16.497	27.36	Avg	41.1	-23.6	0	44.86	-	-	-	-	68.2	-23.34	0-360	250	V

* - indicates frequency in CFR15.205/IC7.2.2 Restricted Band

Avg - Video bandwidth < Resolution bandwidth

Radiated Emissions

Frequency (GHz)	Meter Reading (dBuV)	Det	3117(00168717)_150619	6Ghz_HP(dB)	DC Corr (dB)	Corrected Reading (dBuV/m)	Avg Limit (dBuV/m)	Margin (dB)	Peak Limit (dBuV/m)	Margin (dB)	UNII Non-Restricted (dBuV/m)	Margin (dB)	Azimuth (Degs)	Height (cm)	Polarity
* 7.333	46.79	PK-U	35.8	-30.9	0	51.69	-	-	74	-22.31	-	-	283	301	H
* 7.333	39.27	ADR	35.8	-30.9	0	44.17	54	-9.83	-	-	-	-	283	301	H
* 7.333	46.3	PK-U	35.8	-30.9	0	51.2	-	-	74	-22.8	-	-	233	348	H
* 7.333	37.95	ADR	35.8	-30.9	0	42.85	54	-11.15	-	-	-	-	233	348	H

* - indicates frequency in CFR15.205/IC7.2.2 Restricted Band

PK-U - U-NII: Maximum Peak

ADR - U-NII AD primary method, RMS average

UL Korea, Ltd. Confidential
This report shall not be reproduced except in full, without the written approval of UL Korea, Ltd.

MID CHANNEL HORIZONTAL

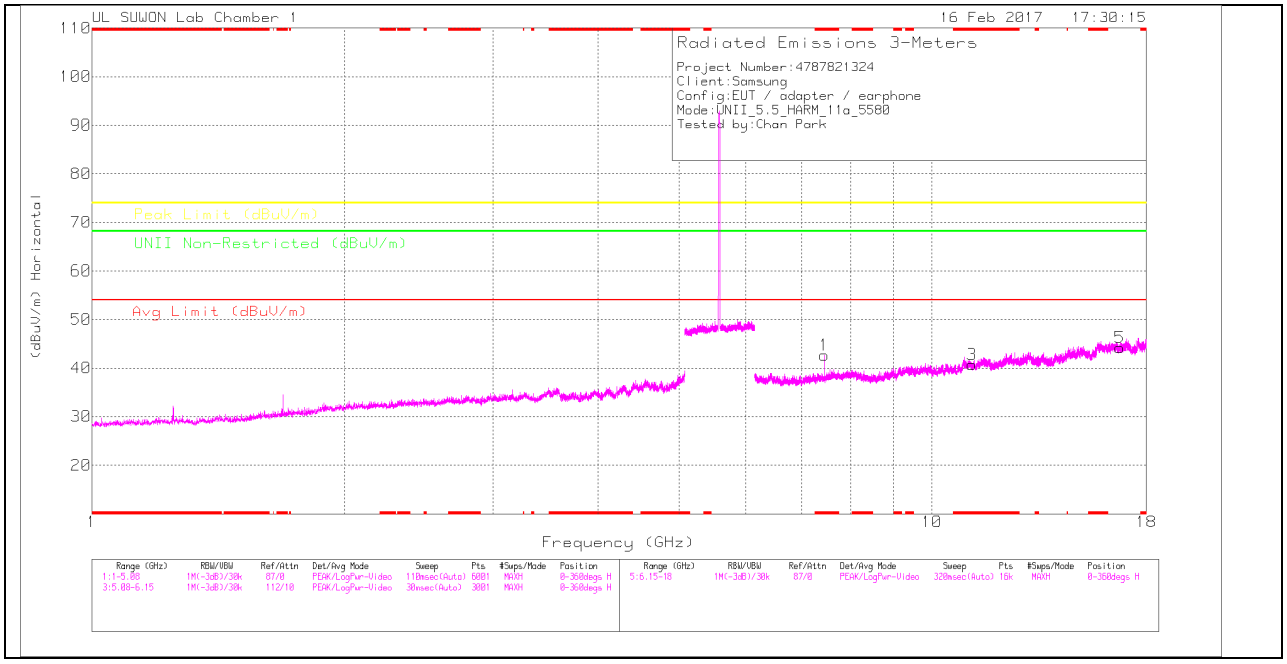

MID CHANNEL VERTICAL

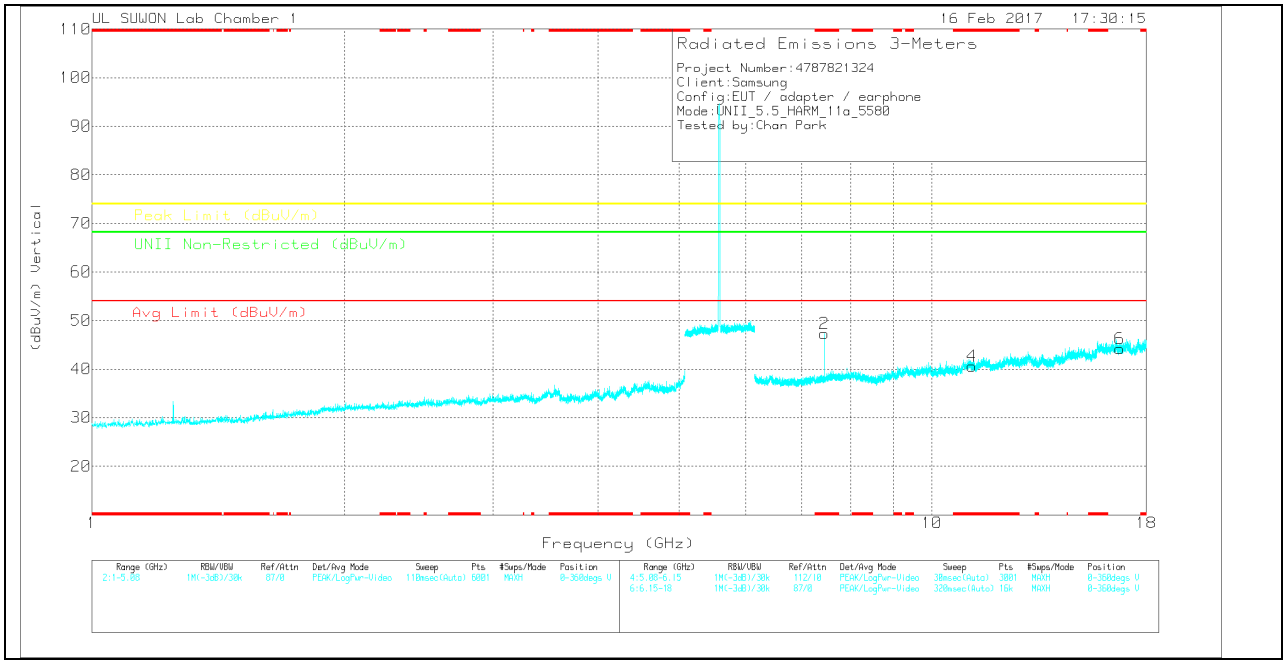

Note: Emission was scanned up to 40GHz; No emissions were detected above the noise floor which was at least 20dB below the specification limit.

UL Korea, Ltd. Confidential
This report shall not be reproduced except in full, without the written approval of UL Korea, Ltd.

MID CHANNEL DATA

Trace Markers

Marker	Frequency (GHz)	Meter Reading (dBuV)	Det	3117(00168717)_150619	6Ghz_HP(dB)	DC Corr (dB)	Corrected Reading (dBuV/m)	Avg Limit (dBuV/m)	Margin (dB)	Peak Limit (dBuV/m)	Margin (dB)	UNII Non-Restricted (dBuV/m)	Margin (dB)	Azimuth (Degs)	Height (cm)	Polarity
1	* 7.439	38	Pk	35.8	-31.2	0	42.6	-	-	74	-31.4	-	-	0-360	250	H
3	* 11.163	29.98	Pk	38.3	-27.6	0	40.68	-	-	74	-33.32	-	-	0-360	150	H
5	16.743	26.16	Pk	41.3	-23.2	0	44.26	-	-	-	-	68.2	-23.94	0-360	250	H
2	* 7.439	42.77	Pk	35.8	-31.2	0	47.37	-	-	74	-26.63	-	-	0-360	150	V
4	* 11.16	30.02	Pk	38.3	-27.7	0	40.62	-	-	74	-33.38	-	-	0-360	150	V
6	16.741	26.11	Pk	41.3	-23.2	0	44.21	-	-	-	-	68.2	-23.99	0-360	150	V

* - indicates frequency in CFR15.205/IC7.2.2 Restricted Band

Pk – Peak detector

Radiated Emissions

Frequency (GHz)	Meter Reading (dBuV)	Det	3117(00168717)_150619	6Ghz_HP(dB)	DC Corr (dB)	Corrected Reading (dBuV/m)	Avg Limit (dBuV/m)	Margin (dB)	Peak Limit (dBuV/m)	Margin (dB)	UNII Non-Restricted (dBuV/m)	Margin (dB)	Azimuth (Degs)	Height (cm)	Polarity
* 7.44	46.43	PK-U	35.8	-31.1	0	51.13	-	-	74	-22.87	-	-	235	366	H
* 7.44	38.2	ADR	35.8	-31.1	0	42.9	54	-11.1	-	-	-	-	235	366	H
* 7.44	48.94	PK-U	35.8	-31.1	0	53.64	-	-	74	-20.36	-	-	76	144	V
* 7.44	43.45	ADR	35.8	-31.1	0	48.15	54	-5.85	-	-	-	-	76	144	V

* - indicates frequency in CFR15.205/IC7.2.2 Restricted Band

PK-U - U-NII: Maximum Peak

ADR - U-NII AD primary method, RMS average

UL Korea, Ltd. Confidential
This report shall not be reproduced except in full, without the written approval of UL Korea, Ltd.

HIGH CHANNEL HORIZONTAL

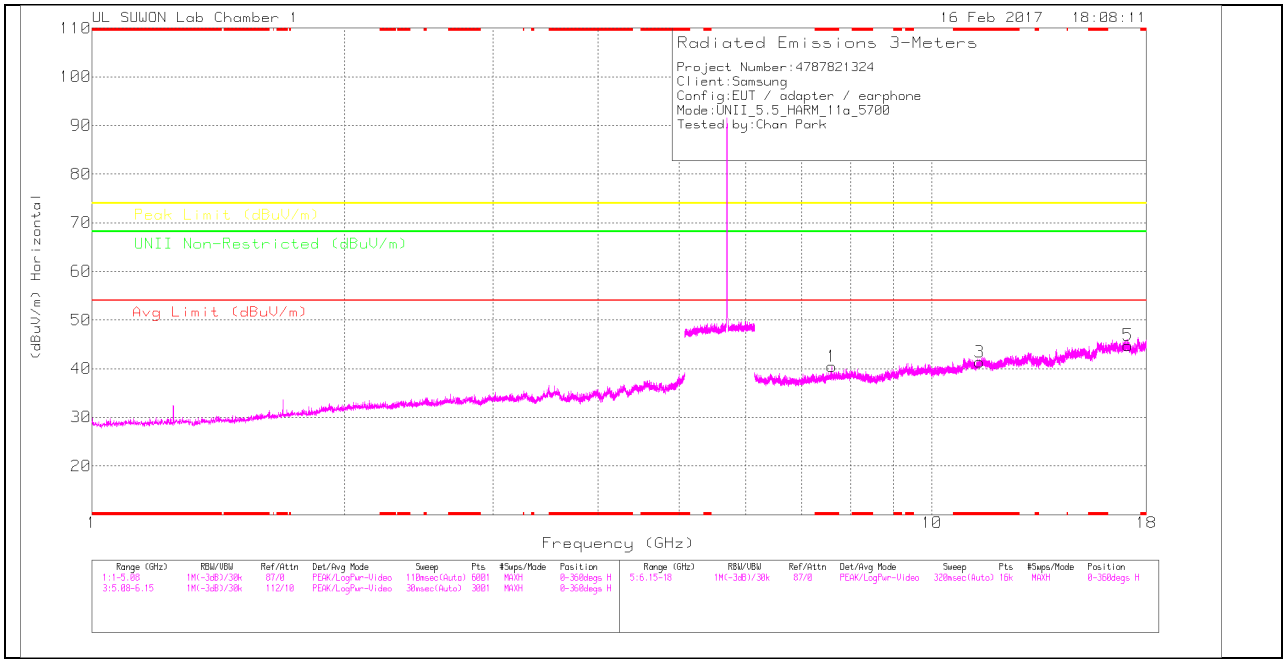

HIGH CHANNEL VERTICAL

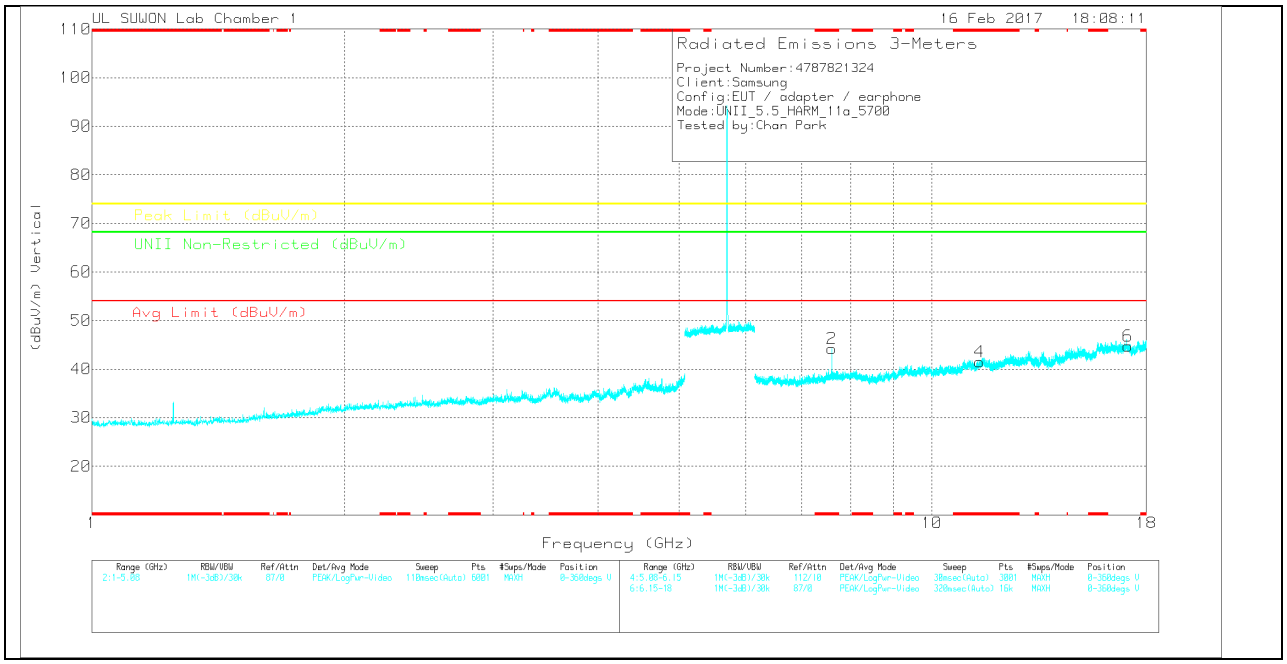

Note: Emission was scanned up to 40GHz; No emissions were detected above the noise floor which was at least 20dB below the specification limit.

UL Korea, Ltd. Confidential
This report shall not be reproduced except in full, without the written approval of UL Korea, Ltd.

HIGH CHANNEL DATA

Trace Markers

Marker	Frequency (GHz)	Meter Reading (dBuV)	Det	3117(001688717)_150619	6Ghz_HP(dB)	DC Corr (dB)	Corrected Reading (dBuV/m)	Avg Limit (dBuV/m)	Margin (dB)	Peak Limit (dBuV/m)	Margin (dB)	UNII Non-Restricted (dBuV/m)	Margin (dB)	Azimuth (Degs)	Height (cm)	Polarity
1	* 7.599	35.28	Pk	35.9	-30.7	0	40.48	-	-	74	-33.52	-	-	0-360	150	H
3	* 11.398	30.94	Pk	38.5	-28.1	0	41.34	-	-	74	-32.66	-	-	0-360	150	H
5	17.106	26.79	Pk	41.3	-23.3	0	44.79	-	-	-	-	68.2	-23.41	0-360	150	H
2	* 7.6	39.1	Pk	35.9	-30.8	0	44.2	-	-	74	-29.8	-	-	0-360	150	V
4	* 11.395	30.94	Pk	38.5	-28	0	41.44	-	-	74	-32.56	-	-	0-360	150	V
6	17.1	26.58	Pk	41.3	-23.1	0	44.78	-	-	-	-	68.2	-23.42	0-360	250	V

* - indicates frequency in CFR15.205/IC7.2.2 Restricted Band

Pk – Peak detector

Radiated Emissions

Frequency (GHz)	Meter Reading (dBuV)	Det	3117(00168717)_150619	6Ghz_HP(dB)	DC Corr (dB)	Corrected Reading (dBuV/m)	Avg Limit (dBuV/m)	Margin (dB)	Peak Limit (dBuV/m)	Margin (dB)	UNII Non-Restricted (dBuV/m)	Margin (dB)	Azimuth (Degs)	Height (cm)	Polarity
* 7.6	46.42	PK-U	35.9	-30.8	0	51.52	-	-	74	-22.48	-	-	6	126	V
* 7.6	38.07	ADR	35.9	-30.8	0	43.17	54	-10.83	-	-	-	-	6	126	V

* - indicates frequency in CFR15.205/IC7.2.2 Restricted Band

PK-U - U-NII: Maximum Peak

ADR - U-NII AD primary method, RMS average

UL Korea, Ltd. Confidential
This report shall not be reproduced except in full, without the written approval of UL Korea, Ltd.

10.3.2. TX ABOVE 1GHz 802.11n HT20 2Tx CDD MODE IN THE 5.5GHz BAND RESTRICTED BANDEDGE (LOW CHANNEL)

HORIZONTAL PEAK AND AVERAGE PLOT

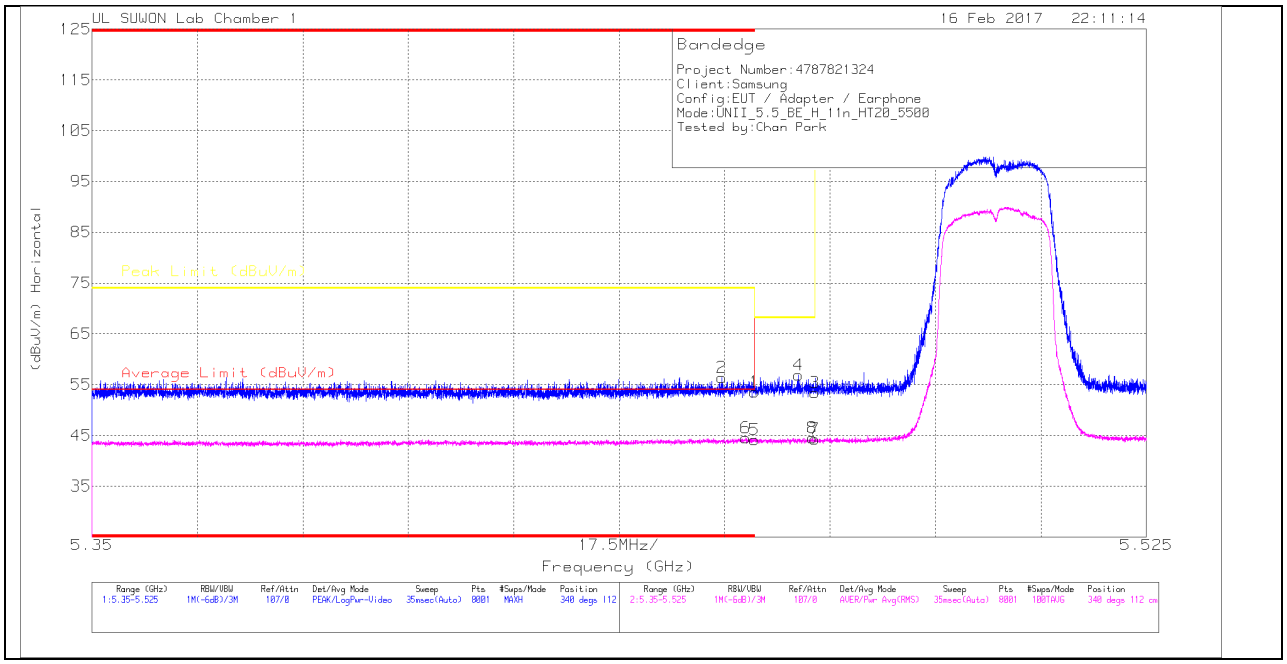

HORIZONTAL DATA

Trace Markers

Marker	Frequency (GHz)	Meter Reading (dBuV)	Det	3117(00168717)_150619	10dB_Att(dB)	DC Corr (dB)	Corrected Reading (dBuV/m)	Average Limit (dBuV/m)	Margin (dB)	Peak Limit (dBuV/m)	PK Margin (dB)	Azimuth (Degs)	Height (cm)	Polarity
1	* 5.46	42	Pk	34.6	-23.1	0	53.5	-	-	74	-20.5	340	112	H
2	* 5.455	45	Pk	34.6	-23.2	0	56.4	-	-	74	-17.6	340	112	H
3	5.47	41.95	Pk	34.6	-23.1	0	53.45	-	-	68.2	-14.75	340	112	H
4	5.467	45.35	Pk	34.6	-23.1	0	56.85	-	-	68.2	-11.35	340	112	H
5	* 5.46	32.95	RMS	34.6	-23.7	.3	44.15	54	-9.85	-	-	340	112	H
6	* 5.459	33.27	RMS	34.6	-23.7	.3	44.47	54	-9.53	-	-	340	112	H

* - indicates frequency in CFR15.205/IC7.2.2 Restricted Band

Pk - Peak detector

RMS - RMS detection

UL Korea, Ltd. Confidential
This report shall not be reproduced except in full, without the written approval of UL Korea, Ltd.

VERTICAL PEAK AND AVERAGE PLOT

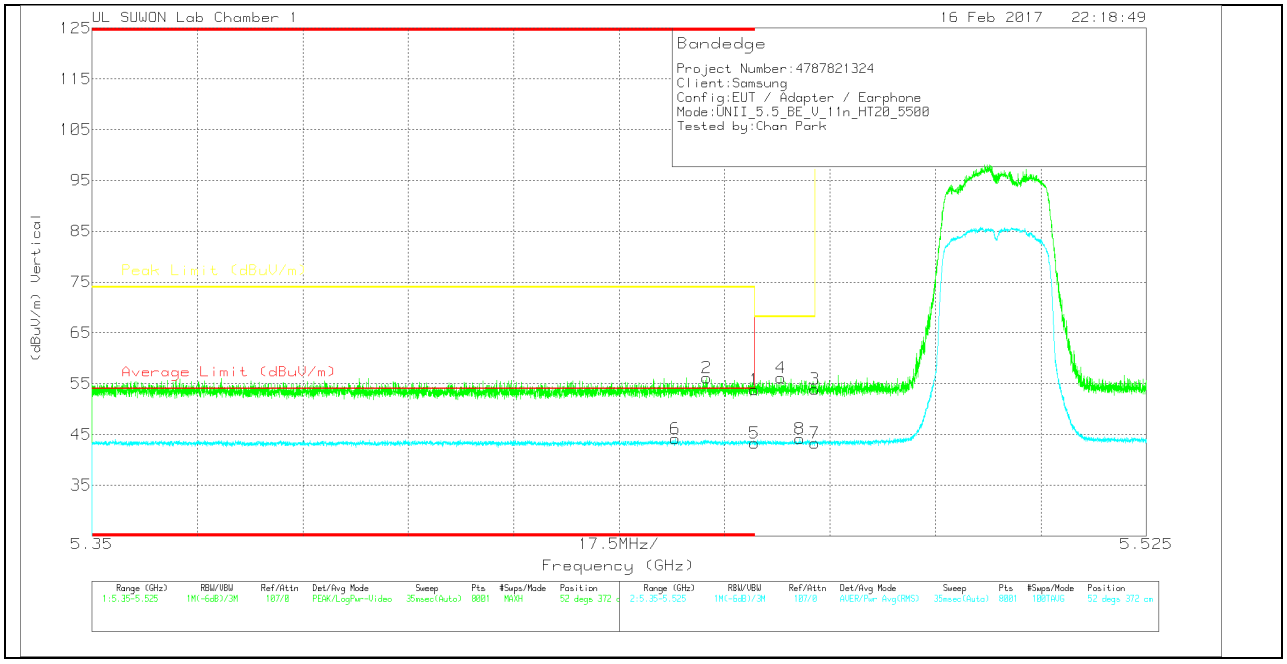

VERTICAL DATA

Trace Markers

Marker	Frequency (GHz)	Meter Reading (dBuV)	Det	3117(00168717)_150619	10dB_Att(dB)	DC Corr (dB)	Corrected Reading (dBuV/m)	Average Limit (dBuV/m)	Margin (dB)	Peak Limit (dBuV/m)	PK Margin (dB)	Azimuth (Degs)	Height (cm)	Polarity
1	* 5.46	42.33	Pk	34.6	-23.1	0	53.83	-	-	74	-20.17	52	372	V
2	* 5.452	44.89	Pk	34.6	-23.3	0	56.19	-	-	74	-17.81	52	372	V
3	5.47	42.47	Pk	34.6	-23.1	0	53.97	-	-	68.2	-14.23	52	372	V
4	5.464	44.52	Pk	34.6	-23	0	56.12	-	-	68.2	-12.08	52	372	V
5	* 5.46	32.11	RMS	34.6	-23.7	.3	43.31	54	-10.69	-	-	52	372	V
6	* 5.447	32.91	RMS	34.6	-23.7	.3	44.11	54	-9.89	-	-	52	372	V

* - indicates frequency in CFR15.205/IC7.2.2 Restricted Band

Pk - Peak detector

RMS - RMS detection

UL Korea, Ltd. Confidential
This report shall not be reproduced except in full, without the written approval of UL Korea, Ltd.

AUTHORIZED BANDEDGE (HIGH CHANNEL)

HORIZONTAL PEAK AND AVERAGE PLOT

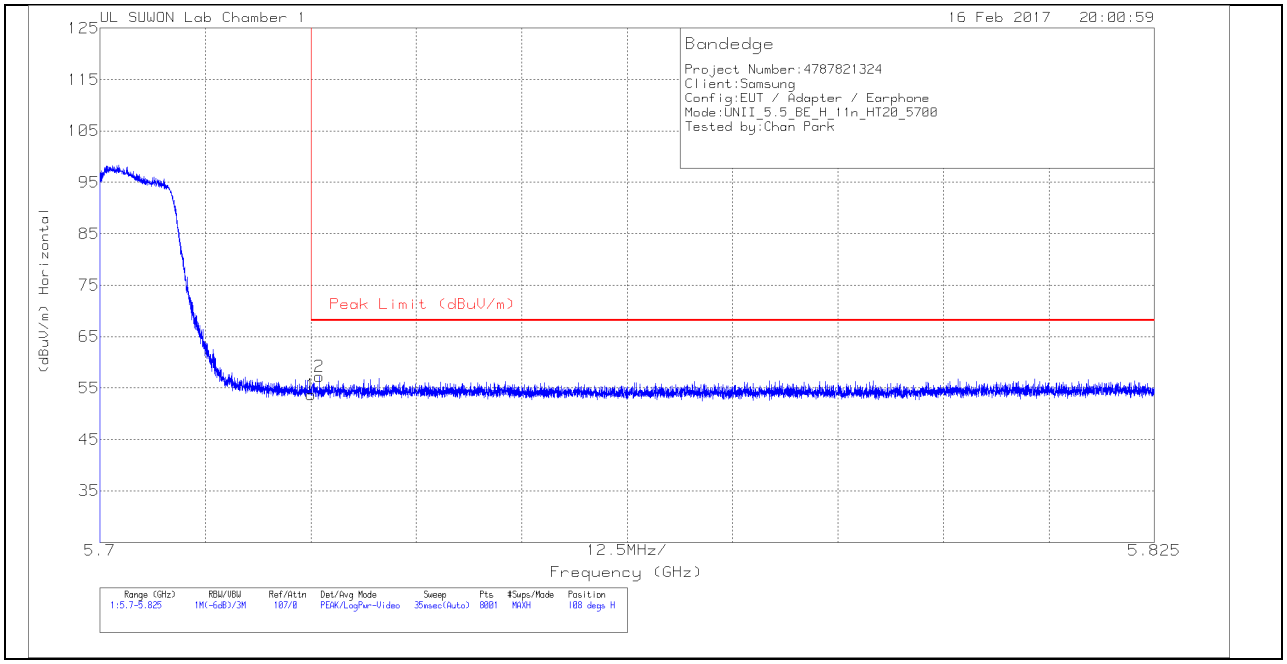

HORIZONTAL DATA

Trace Markers

Marker	Frequency (GHz)	Meter Reading (dBuV)	Det	3117(00168717)_150619	10dB_Att(dB)	DC Corr (dB)	Corrected Reading (dBuV/m)	Peak Limit (dBuV/m)	PK Margin (dB)	Azimuth (Degs)	Height (cm)	Polarity
1	5.725	41.77	Pk	34.8	-22.9	0	53.67	68.2	-14.53	108	103	H
2	5.726	45.3	Pk	34.8	-22.9	0	57.2	68.2	-11	108	103	H

Pk - Peak detector

UL Korea, Ltd. Confidential
This report shall not be reproduced except in full, without the written approval of UL Korea, Ltd.

VERTICAL PEAK AND AVERAGE PLOT

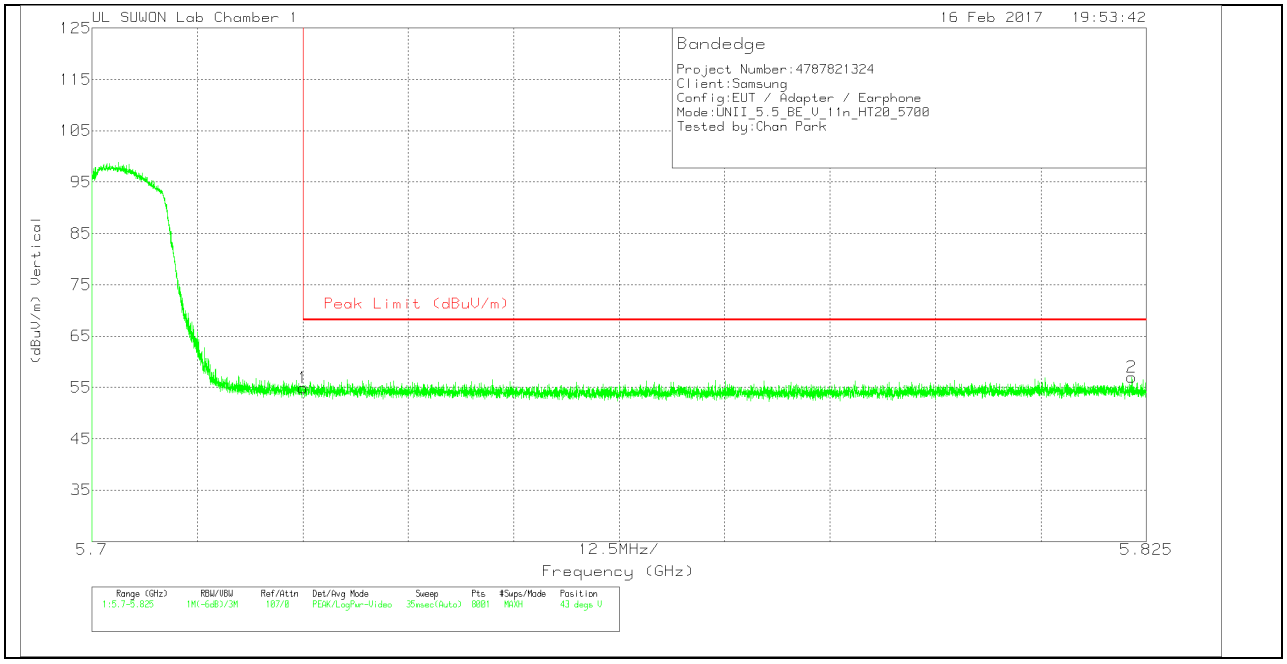

VERTICAL DATA

Trace Markers

Marker	Frequency (GHz)	Meter Reading (dBuV)	Det	3117(00168717)_150619	10dB_Att(dB)	DC Corr (dB)	Corrected Reading (dBuV/m)	Peak Limit (dBuV/m)	PK Margin (dB)	Azimuth (Degs)	Height (cm)	Polarity
1	5.725	43.02	Pk	34.8	-22.9	0	54.92	68.2	-13.28	43	238	V
2	5.823	44.62	Pk	34.8	-22.4	0	57.02	68.2	-11.18	43	238	V

Pk - Peak detector

UL Korea, Ltd. Confidential
This report shall not be reproduced except in full, without the written approval of UL Korea, Ltd.

HARMONICS AND SPURIOUS EMISSIONS

LOW CHANNEL HORIZONTAL

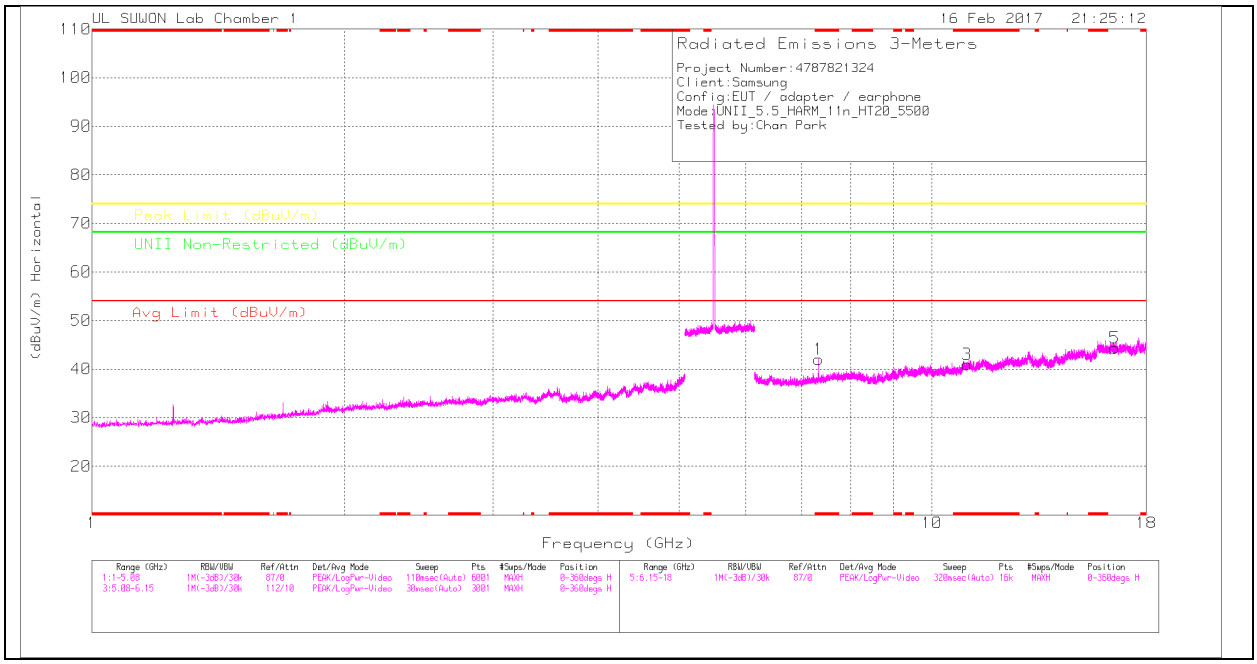

LOW CHANNEL VERTICAL

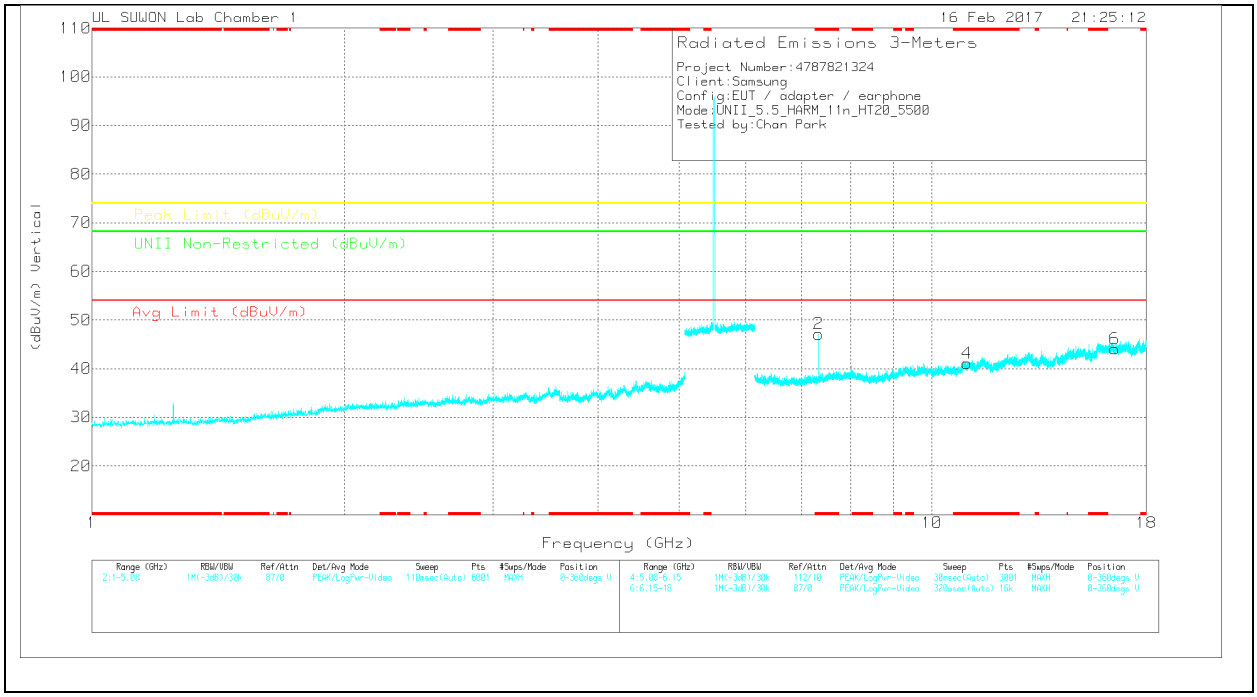

Note: Emission was scanned up to 40GHz; No emissions were detected above the noise floor which was at least 20dB below the specification limit.

UL Korea, Ltd. Confidential
This report shall not be reproduced except in full, without the written approval of UL Korea, Ltd.

LOW CHANNEL DATA

Trace Markers

Marker	Frequency (GHz)	Meter Reading (dBuV)	Det	3117(00168717)_150619	6Ghz_HP(dB)	DC Corr (dB)	Corrected Reading (dBuV/m)	Avg Limit (dBuV/m)	Margin (dB)	Peak Limit (dBuV/m)	Margin (dB)	UNII Non-Restricted (dBuV/m)	Margin (dB)	Azimuth (Degs)	Height (cm)	Polarity
1	* 7.333	37.08	Pk	35.8	-30.9	0	41.98	-	-	74	-32.02	-	-	0-360	150	H
3	* 11.002	30.73	Pk	38.2	-28	0	40.93	-	-	74	-33.07	-	-	0-360	250	H
5	16.501	26.84	Pk	41.1	-23.6	0	44.34	-	-	-	-	68.2	-23.86	0-360	250	H
2	* 7.333	42.22	Pk	35.8	-30.9	0	47.12	-	-	74	-26.88	-	-	0-360	250	V
4	* 11	30.91	Pk	38.2	-28	0	41.11	-	-	74	-32.89	-	-	0-360	150	V
6	16.499	26.6	Pk	41.1	-23.6	0	44.1	-	-	-	-	68.2	-24.1	0-360	150	V

* - indicates frequency in CFR15.205/IC7.2.2 Restricted Band

Pk – Peak detector

Radiated Emissions

Frequency (GHz)	Meter Reading (dBuV)	Det	3117(00168717)_150619	6Ghz_HP(dB)	DC Corr (dB)	Corrected Reading (dBuV/m)	Avg Limit (dBuV/m)	Margin (dB)	Peak Limit (dBuV/m)	Margin (dB)	UNII Non-Restricted (dBuV/m)	Margin (dB)	Azimuth (Degs)	Height (cm)	Polarity
* 7.333	46.58	PK-U	35.8	-30.9	0	51.48	-	-	74	-22.52	-	-	286	106	H
* 7.333	37.82	ADR	35.8	-30.9	0	42.72	54	-11.28	-	-	-	-	286	106	H
* 7.333	48.05	PK-U	35.8	-30.9	0	52.95	-	-	74	-21.05	-	-	37	106	V
* 7.333	41.31	ADR	35.8	-30.9	0	46.21	54	-7.79	-	-	-	-	37	106	V

* - indicates frequency in CFR15.205/IC7.2.2 Restricted Band

PK-U - U-NII: Maximum Peak

ADR - U-NII AD primary method, RMS average

UL Korea, Ltd. Confidential
This report shall not be reproduced except in full, without the written approval of UL Korea, Ltd.

MID CHANNEL HORIZONTAL

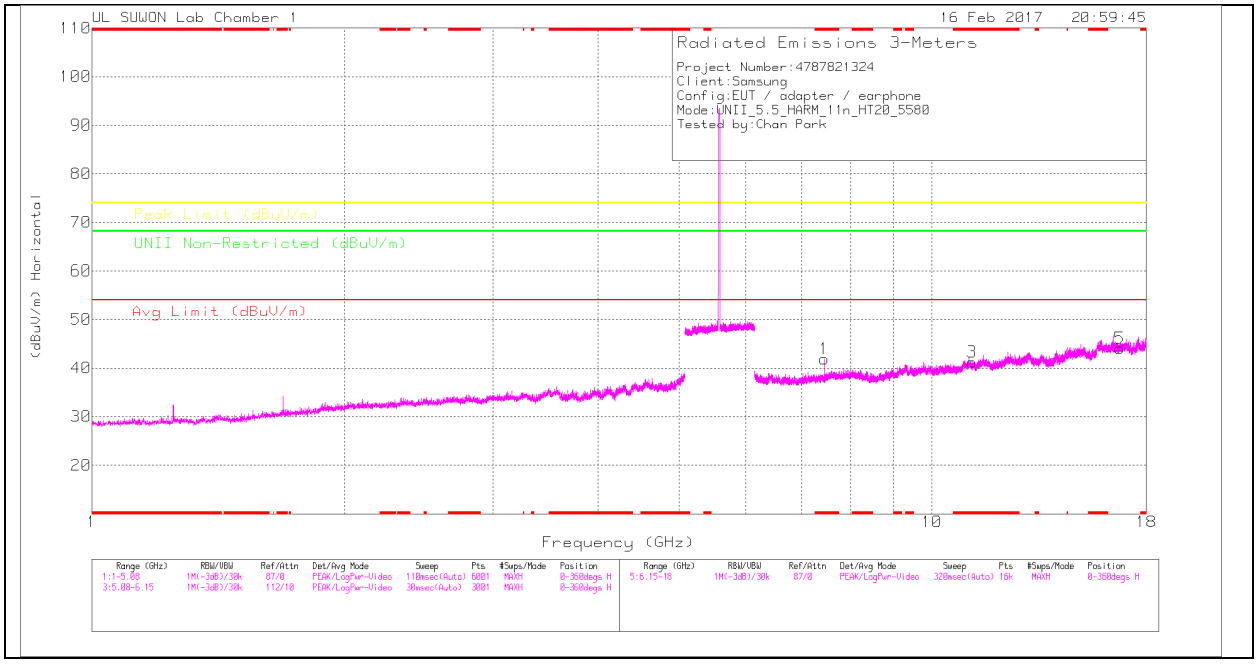

MID CHANNEL VERTICAL

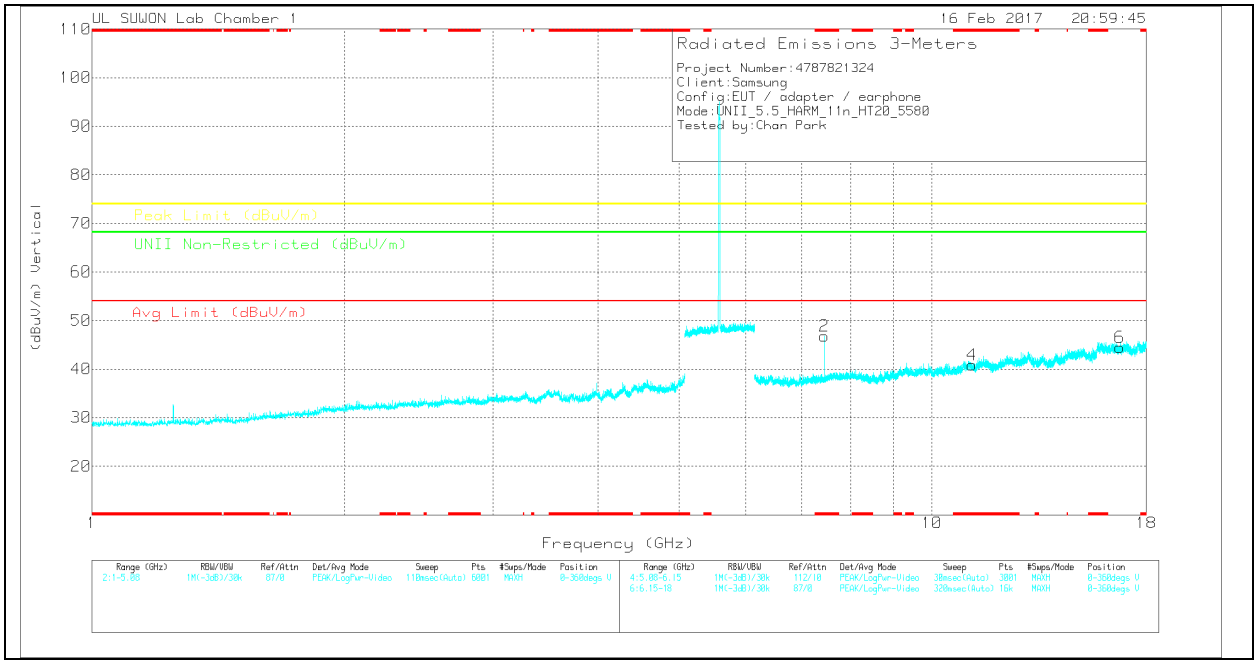

Note: Emission was scanned up to 40GHz; No emissions were detected above the noise floor which was at least 20dB below the specification limit.

UL Korea, Ltd. Confidential
This report shall not be reproduced except in full, without the written approval of UL Korea, Ltd.

MID CHANNEL DATA

Trace Markers

Marker	Frequency (GHz)	Meter Reading (dBuV)	Det	3117(00168717)_150619	6Ghz_HP(dB)	DC Corr (dB)	Corrected Reading (dBuV/m)	Avg Limit (dBuV/m)	Margin (dB)	Peak Limit (dBuV/m)	Margin (dB)	UNII Non-Restricted (dBuV/m)	Margin (dB)	Azimuth (Degs)	Height (cm)	Polarity
1	* 7.439	37.28	Pk	35.8	-31.2	0	41.88	-	-	74	-32.12	-	-	0-360	150	H
3	* 11.159	30.69	Pk	38.3	-27.7	0	41.29	-	-	74	-32.71	-	-	0-360	150	H
5	16.74	25.97	Pk	41.3	-23.2	0	44.07	-	-	-	-	68.2	-24.13	0-360	250	H
2	* 7.44	42.07	Pk	35.8	-31.1	0	46.77	-	-	74	-27.23	-	-	0-360	250	V
4	* 11.161	30.11	Pk	38.3	-27.6	0	40.81	-	-	74	-33.19	-	-	0-360	150	V
6	16.737	26.42	Pk	41.2	-23.2	0	44.42	-	-	-	-	68.2	-23.78	0-360	150	V

* - indicates frequency in CFR15.205/IC7.2.2 Restricted Band

Pk – Peak detector

Radiated Emissions

Frequency (GHz)	Meter Reading (dBuV)	Det	3117(00168717)_150619	6Ghz_HP(dB)	DC Corr (dB)	Corrected Reading (dBuV/m)	Avg Limit (dBuV/m)	Margin (dB)	Peak Limit (dBuV/m)	Margin (dB)	UNII Non-Restricted (dBuV/m)	Margin (dB)	Azimuth (Degs)	Height (cm)	Polarity
* 7.44	46.52	PK-U	35.8	-31.2	0	51.12	-	-	74	-22.88	-	-	294	329	H
* 7.44	37.47	ADR	35.8	-31.1	0	42.17	54	-11.83	-	-	-	-	294	329	H
* 7.44	48.6	PK-U	35.8	-31.1	0	53.3	-	-	74	-20.7	-	-	76	133	V
* 7.44	42.56	ADR	35.8	-31.1	0	47.26	54	-6.74	-	-	-	-	76	133	V

* - indicates frequency in CFR15.205/IC7.2.2 Restricted Band

PK-U - U-NII: Maximum Peak

ADR - U-NII AD primary method, RMS average

UL Korea, Ltd. Confidential
This report shall not be reproduced except in full, without the written approval of UL Korea, Ltd.

HIGH CHANNEL HORIZONTAL

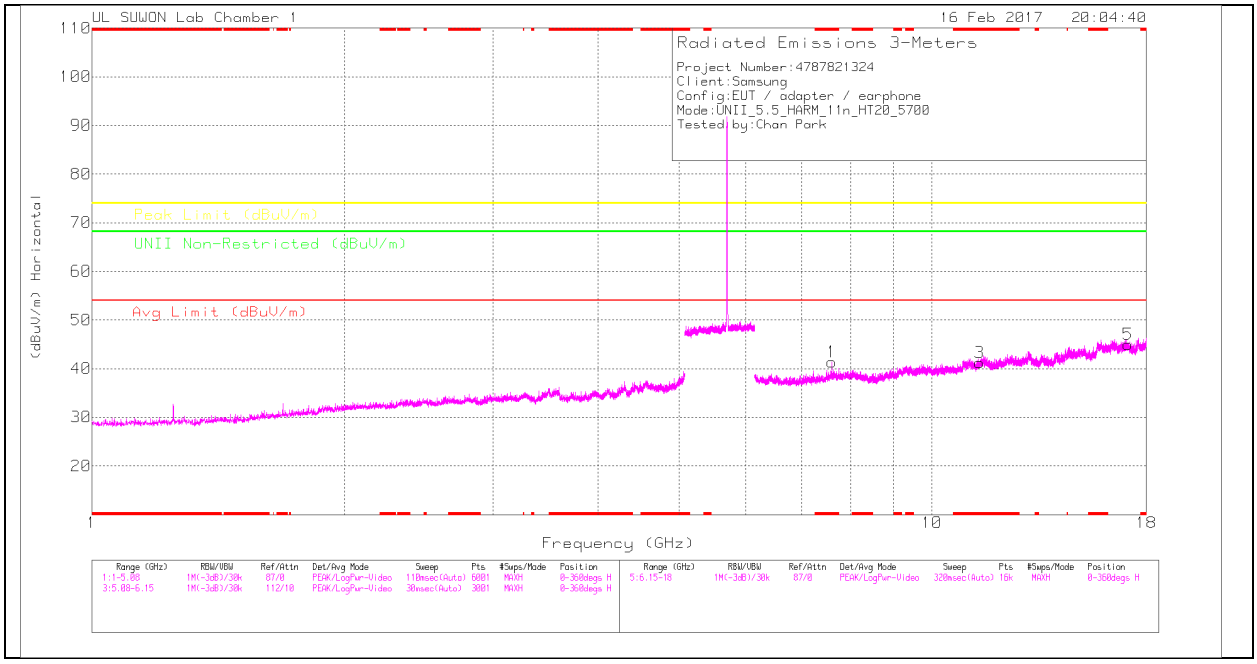

HIGH CHANNEL VERTICAL

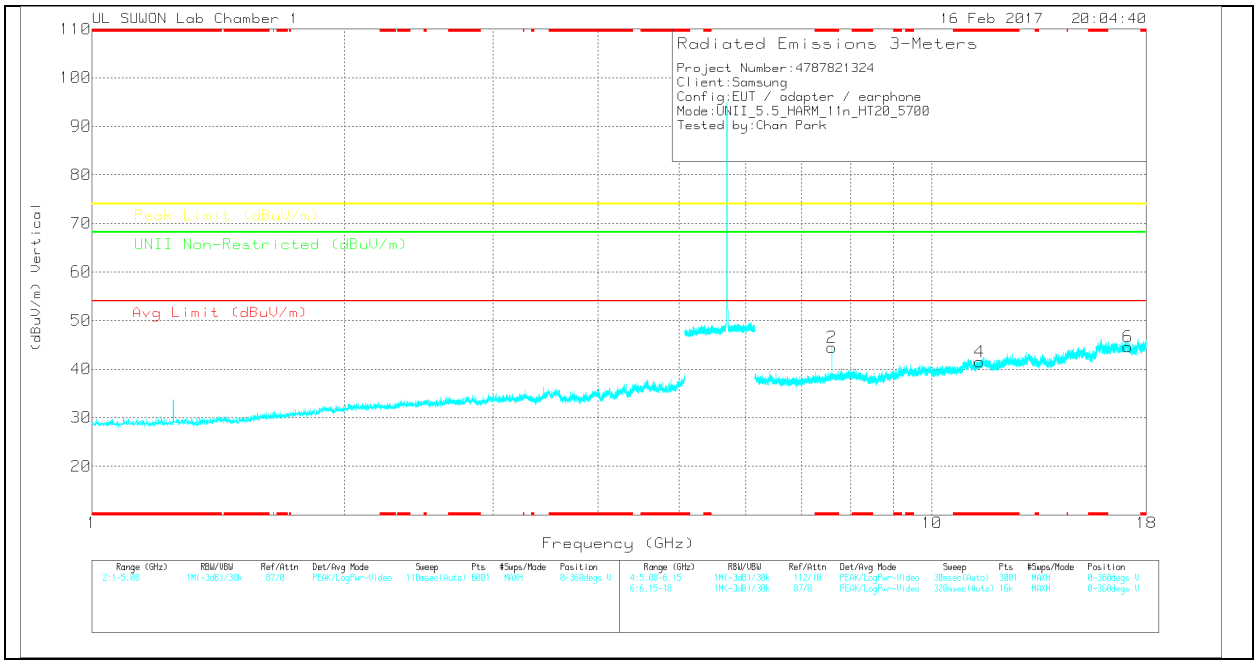

Note: Emission was scanned up to 40GHz; No emissions were detected above the noise floor which was at least 20dB below the specification limit.

UL Korea, Ltd. Confidential
This report shall not be reproduced except in full, without the written approval of UL Korea, Ltd.

HIGH CHANNEL DATA

Trace Markers

Marker	Frequency (GHz)	Meter Reading (dBuV)	Det	3117(001688717)_150619	6Ghz_HP(dB)	DC Corr (dB)	Corrected Reading (dBuV/m)	Avg Limit (dBuV/m)	Margin (dB)	Peak Limit (dBuV/m)	Margin (dB)	UNII Non-Restricted (dBuV/m)	Margin (dB)	Azimuth (Degs)	Height (cm)	Polarity
1	* 7.599	36.19	Pk	35.9	-30.7	0	41.39	-	-	74	-32.61	-	-	0-360	250	H
3	* 11.402	30.81	Pk	38.5	-28.1	0	41.21	-	-	74	-32.79	-	-	0-360	150	H
5	17.104	26.94	Pk	41.3	-23.2	0	45.04	-	-	-	-	68.2	-23.16	0-360	250	H
2	* 7.6	39.32	Pk	35.9	-30.8	0	44.42	-	-	74	-29.58	-	-	0-360	150	V
4	* 11.399	31.21	Pk	38.5	-28.2	0	41.51	-	-	74	-32.49	-	-	0-360	150	V
6	17.102	26.49	Pk	41.3	-23.2	0	44.59	-	-	-	-	68.2	-23.61	0-360	250	V

* - indicates frequency in CFR15.205/IC7.2.2 Restricted Band

Pk – Peak detector

Radiated Emissions

Frequency (GHz)	Meter Reading (dBuV)	Det	3117(00168717)_150619	6Ghz_HP(dB)	DC Corr (dB)	Corrected Reading (dBuV/m)	Avg Limit (dBuV/m)	Margin (dB)	Peak Limit (dBuV/m)	Margin (dB)	UNII Non-Restricted (dBuV/m)	Margin (dB)	Azimuth (Degs)	Height (cm)	Polarity
* 7.6	46.79	PK-U	35.9	-30.8	0	51.89	-	-	74	-22.11	-	-	6	127	V
* 7.6	39.19	ADR	35.9	-30.8	0	44.29	54	-9.71	-	-	-	-	6	127	V

* - indicates frequency in CFR15.205/IC7.2.2 Restricted Band

PK-U - U-NII: Maximum Peak

ADR - U-NII AD primary method, RMS average

UL Korea, Ltd. Confidential
This report shall not be reproduced except in full, without the written approval of UL Korea, Ltd.

10.3.3. TX ABOVE 1GHz 802.11n HT40 2Tx CDD MODE IN THE 5.5GHz BAND RESTRICTED BANDEDGE (LOW CHANNEL)

HORIZONTAL PEAK AND AVERAGE PLOT

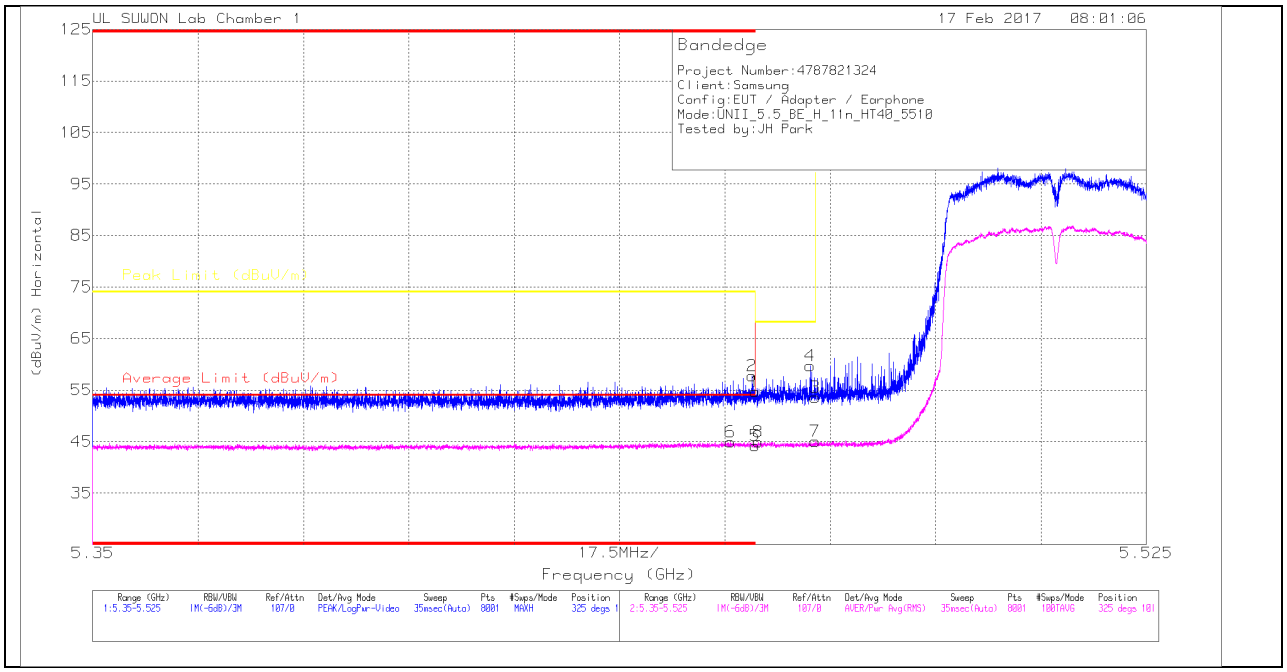

HORIZONTAL DATA

Trace Markers

Marker	Frequency (GHz)	Meter Reading (dBuV)	Det	3117(00168717)_150619	10dB_Att(dB)	DC Corr (dB)	Corrected Reading (dBuV/m)	Average Limit (dBuV/m)	Margin (dB)	Peak Limit (dBuV/m)	PK Margin (dB)	Azimuth (Degs)	Height (cm)	Polarity
1	* 5.46	43.18	Pk	34.6	-23.1	0	54.68	-	-	74	-19.32	325	101	H
2	* 5.46	46.25	Pk	34.6	-23.1	0	57.75	-	-	74	-16.25	325	101	H
3	5.47	42.11	Pk	34.6	-23.1	0	53.61	-	-	68.2	-14.59	325	101	H
4	5.469	48.2	Pk	34.6	-23.1	0	59.7	-	-	68.2	-8.5	325	101	H
5	* 5.46	32.66	RMS	34.6	-23.7	.59	44.15	54	-9.85	-	-	325	101	H
6	* 5.456	33.41	RMS	34.6	-23.7	.59	44.9	54	-9.1	-	-	325	101	H

* - indicates frequency in CFR15.205/IC7.2.2 Restricted Band

Pk - Peak detector

RMS - RMS detection

UL Korea, Ltd. Confidential
This report shall not be reproduced except in full, without the written approval of UL Korea, Ltd.

VERTICAL PEAK AND AVERAGE PLOT

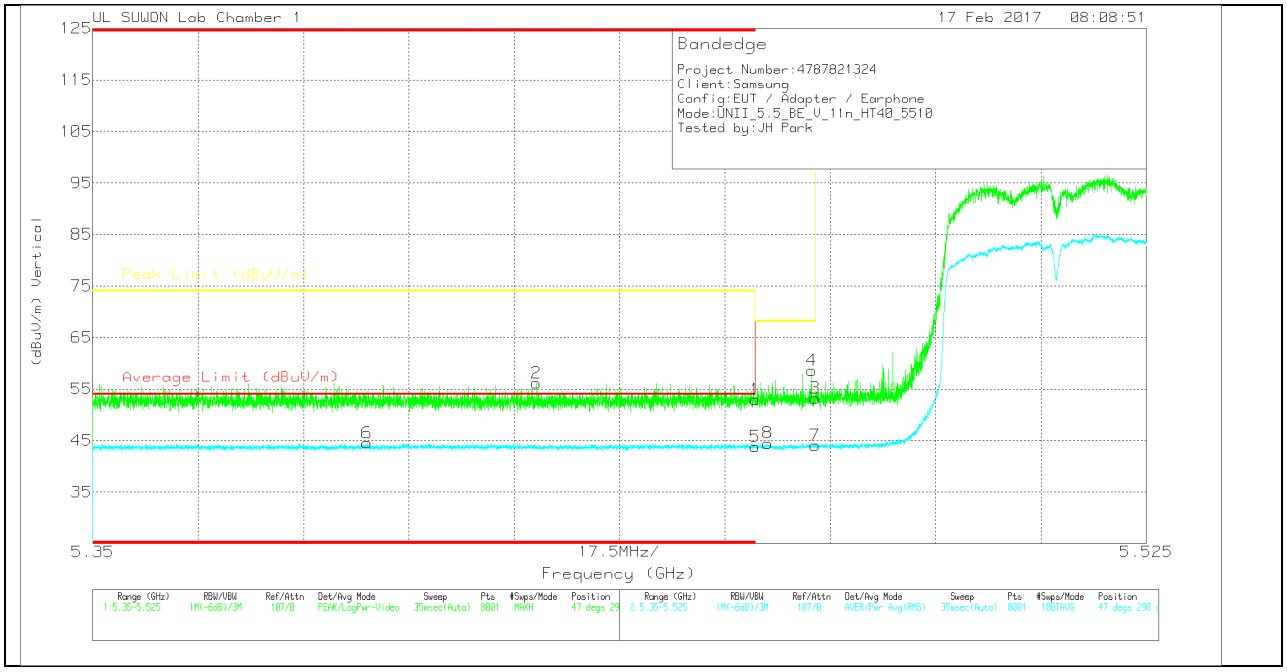

VERTICAL DATA

Trace Markers

Marker	Frequency (GHz)	Meter Reading (dBuV)	Det	3117(00168717)_150619	10dB_Att(dB)	DC Corr (dB)	Corrected Reading (dBuV/m)	Average Limit (dBuV/m)	Margin (dB)	Peak Limit (dBuV/m)	PK Margin (dB)	Azimuth (Degs)	Height (cm)	Polarity
1	* 5.46	41.49	Pk	34.6	-23.1	0	52.99	-	-	74	-21.01	47	298	V
2	* 5.424	45.08	Pk	34.6	-23.5	0	56.18	-	-	74	-17.82	47	298	V
3	5.47	41.71	Pk	34.6	-23.1	0	53.21	-	-	68.2	-14.99	47	298	V
4	5.469	47.11	Pk	34.6	-23.1	0	58.61	-	-	68.2	-9.59	47	298	V
5	* 5.46	32.33	RMS	34.6	-23.7	.59	43.82	54	-10.18	-	-	47	298	V
6	* 5.396	33.16	RMS	34.6	-23.8	.59	44.55	54	-9.45	-	-	47	298	V

* - indicates frequency in CFR15.205/IC7.2.2 Restricted Band

Pk - Peak detector

RMS - RMS detection

UL Korea, Ltd. Confidential
This report shall not be reproduced except in full, without the written approval of UL Korea, Ltd.

AUTHORIZED BANDEDGE (HIGH CHANNEL)

HORIZONTAL PEAK AND AVERAGE PLOT

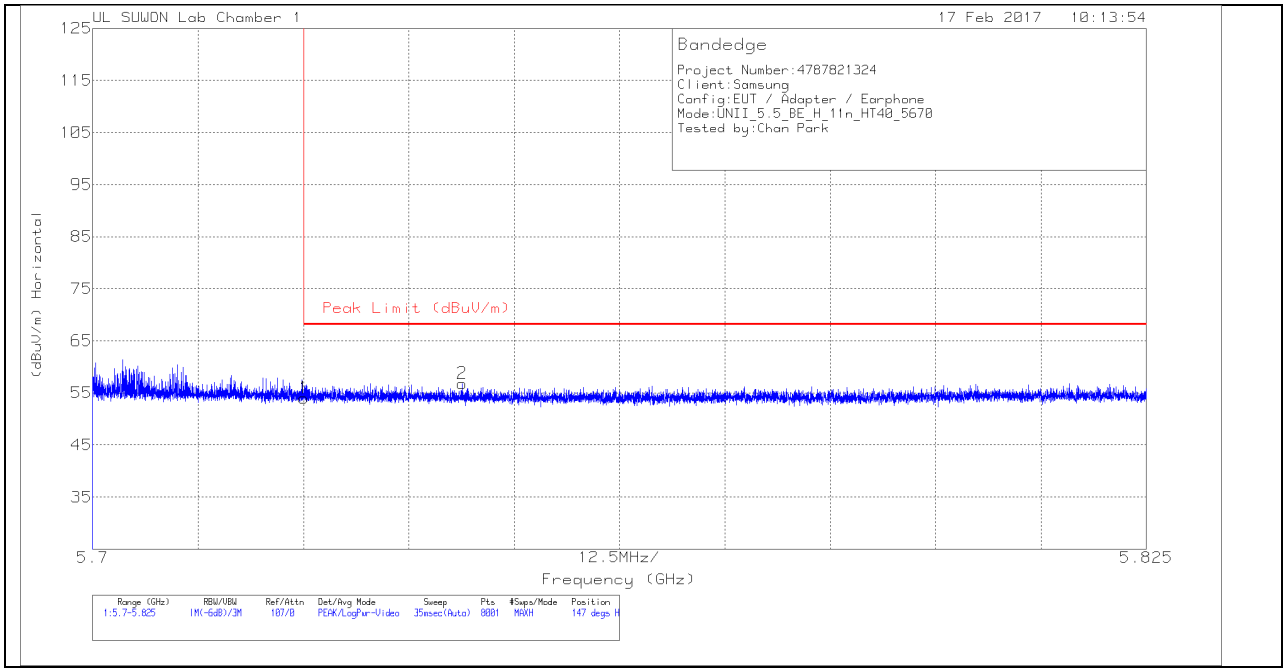

HORIZONTAL DATA

Trace Markers

Marker	Frequency (GHz)	Meter Reading (dBuV)	Det	3117(00168717)_150619	10dB_Att(dB)	DC Corr (dB)	Corrected Reading (dBuV/m)	Peak Limit (dBuV/m)	PK Margin (dB)	Azimuth (Degs)	Height (cm)	Polarity
1	5.725	42.15	Pk	34.8	-22.9	0	54.05	68.2	-14.15	147	100	H
2	5.744	44.82	Pk	34.8	-22.8	0	56.82	68.2	-11.38	147	100	H

Pk - Peak detector

UL Korea, Ltd. Confidential
This report shall not be reproduced except in full, without the written approval of UL Korea, Ltd.

VERTICAL PEAK AND AVERAGE PLOT

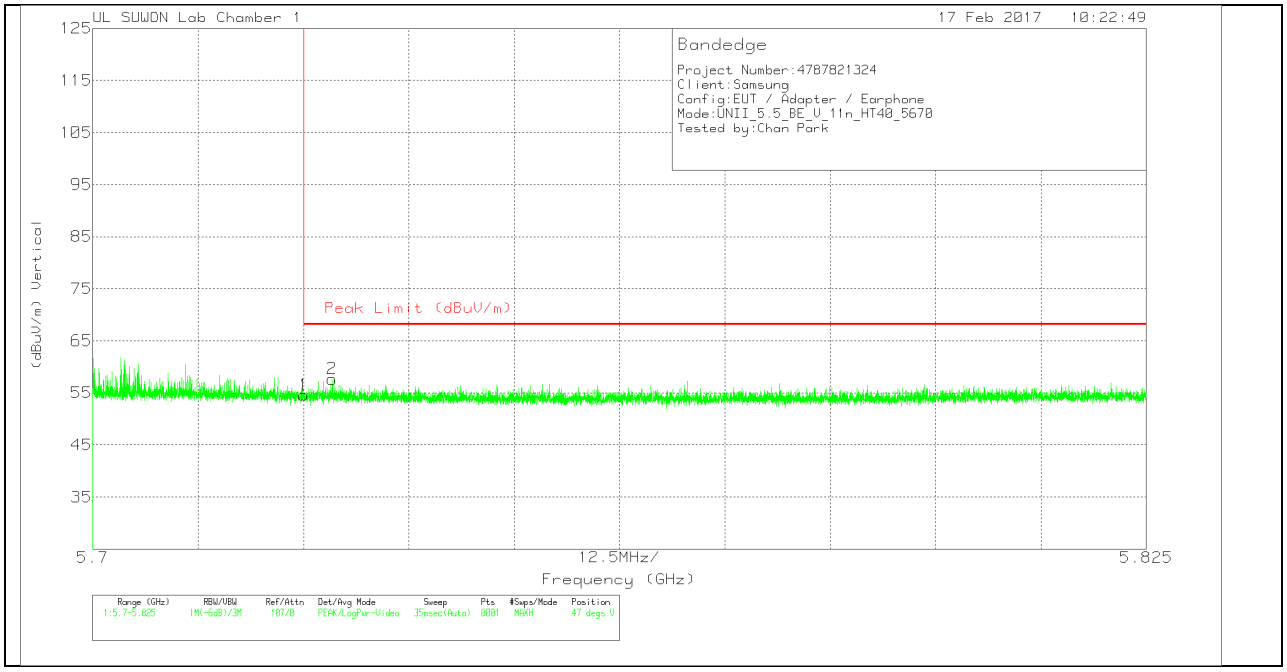

VERTICAL DATA

Trace Markers

Marker	Frequency (GHz)	Meter Reading (dBuV)	Det	3117(00168717)_150619	10dB_Att(dB)	DC Corr (dB)	Corrected Reading (dBuV/m)	Peak Limit (dBuV/m)	PK Margin (dB)	Azimuth (Degs)	Height (cm)	Polarity
1	5.725	42.69	Pk	34.8	-22.9	0	54.59	68.2	-13.61	47	256	V
2	5.728	45.69	Pk	34.8	-22.8	0	57.69	68.2	-10.51	47	256	V

Pk - Peak detector

UL Korea, Ltd. Confidential
This report shall not be reproduced except in full, without the written approval of UL Korea, Ltd.

HARMONICS AND SPURIOUS EMISSIONS

LOW CHANNEL HORIZONTAL

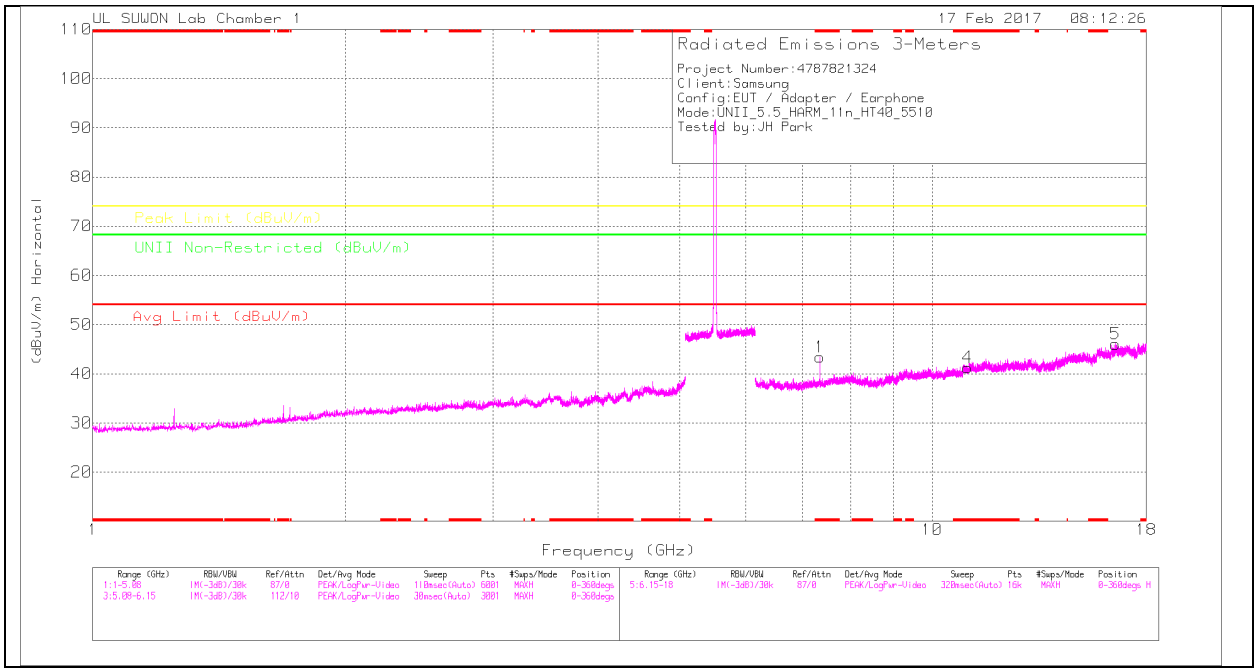

LOW CHANNEL VERTICAL

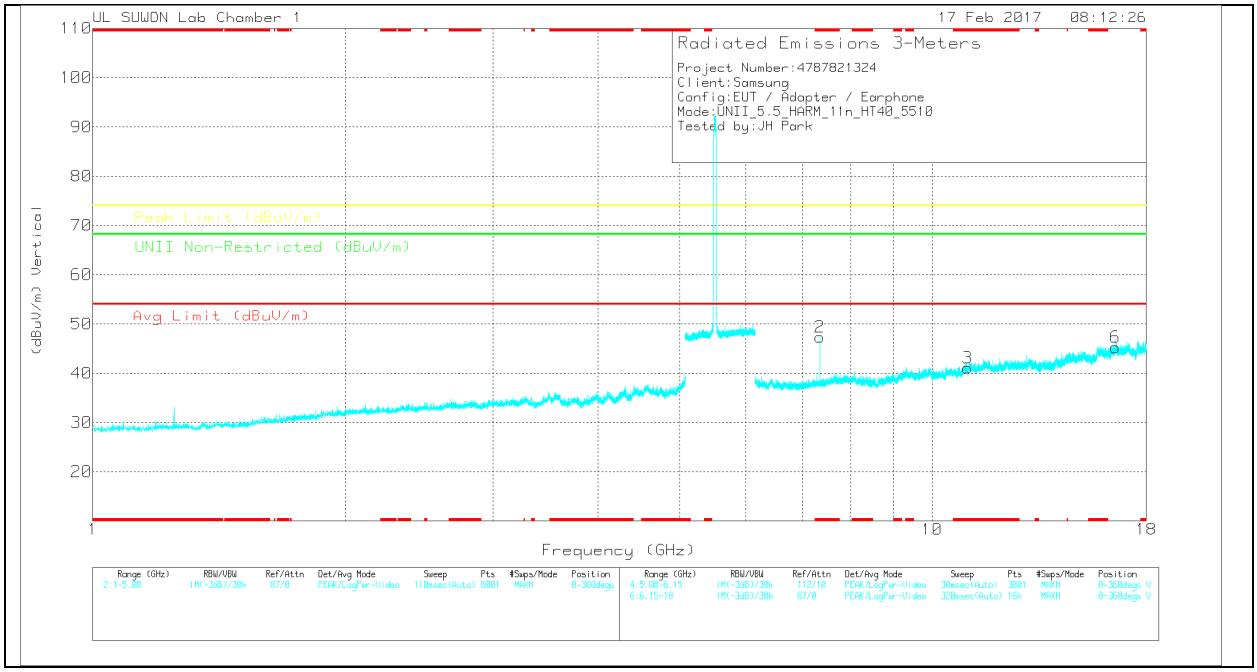

Note: Emission was scanned up to 40GHz; No emissions were detected above the noise floor which was at least 20dB below the specification limit.

UL Korea, Ltd. Confidential
This report shall not be reproduced except in full, without the written approval of UL Korea, Ltd.

LOW CHANNEL DATA

Trace Markers

Marker	Frequency (GHz)	Meter Reading (dBuV)	Det	3117(001688717)_150619	6Ghz_HP(dB)	DC Corr (dB)	Corrected Reading (dBuV/m)	Avg Limit (dBuV/m)	Margin (dB)	Peak Limit (dBuV/m)	Margin (dB)	UNII Non-Restricted (dBuV/m)	Margin (dB)	Azimuth (Degs)	Height (cm)	Polarity
1	* 7.347	38.45	PK	35.8	-30.9	0	43.35	-	-	74	-30.65	-	-	0-360	150	H
4	* 11.02	31.25	PK	38.2	-28.2	0	41.25	-	-	74	-32.75	-	-	0-360	150	H
5	16.531	28.02	PK	41.2	-23.2	0	46.02	-	-	-	-	68.2	-22.18	0-360	150	H
2	* 7.346	42.45	PK	35.8	-30.9	0	47.35	-	-	74	-26.65	-	-	0-360	250	V
3	* 11.021	31.11	PK	38.2	-28.2	0	41.11	-	-	74	-32.89	-	-	0-360	150	V
6	16.53	27.26	PK	41.2	-23.2	0	45.26	-	-	-	-	68.2	-22.94	0-360	250	V

* - indicates frequency in CFR15.205/IC7.2.2 Restricted Band

PK – Peak Detector

Radiated Emissions

Frequency (GHz)	Meter Reading (dBuV)	Det	3117(00168717)_150619	6Ghz_HP(dB)	DC Corr (dB)	Corrected Reading (dBuV/m)	Avg Limit (dBuV/m)	Margin (dB)	Peak Limit (dBuV/m)	Margin (dB)	UNII Non-Restricted (dBuV/m)	Margin (dB)	Azimuth (Degs)	Height (cm)	Polarity
* 7.347	46.3	PK-U	35.8	-30.9	0	51.2	-	-	74	-22.8	-	-	222	112	H
* 7.347	37.69	ADR	35.8	-30.9	0	42.59	54	-11.41	-	-	-	-	222	112	H
* 7.347	47.61	PK-U	35.8	-30.9	0	52.51	-	-	74	-21.49	-	-	78	250	V
* 7.347	41.24	ADR	35.8	-30.9	0	46.14	54	-7.86	-	-	-	-	78	250	V

* - indicates frequency in CFR15.205/IC7.2.2 Restricted Band

PK-U - U-NII: Maximum Peak

ADR - U-NII AD primary method, RMS average

UL Korea, Ltd. Confidential
This report shall not be reproduced except in full, without the written approval of UL Korea, Ltd.

MID CHANNEL(5550MHz) HORIZONTAL

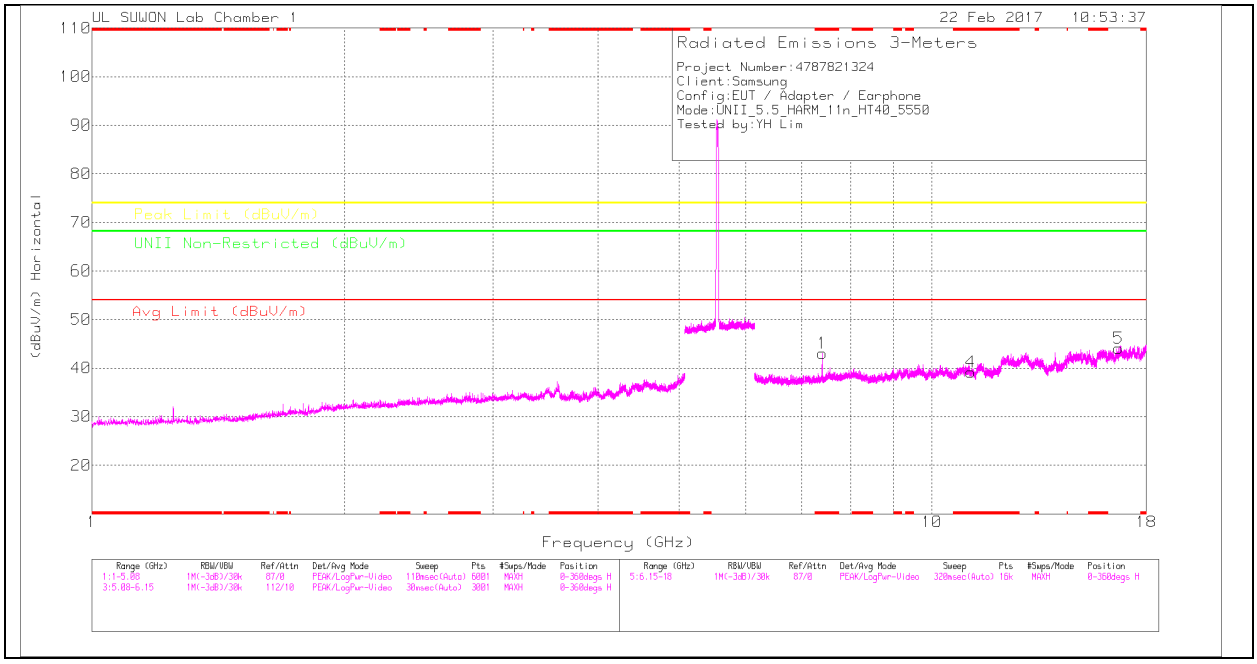

MID CHANNEL(5550MHz) VERTICAL

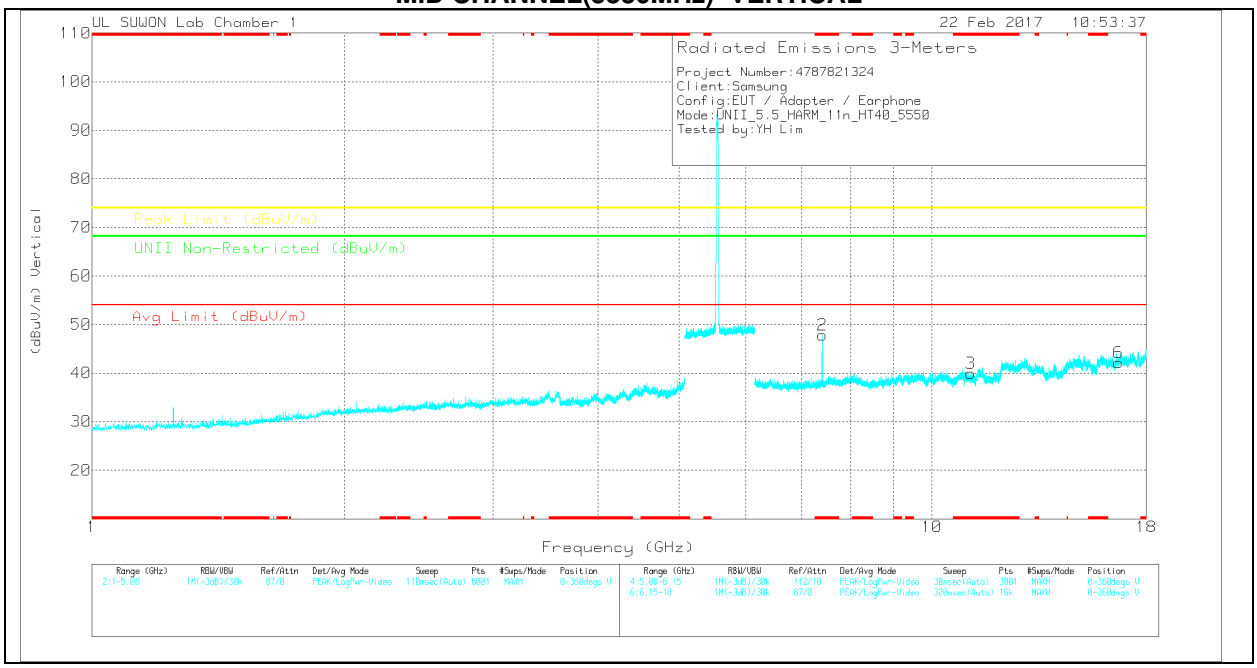

Note: Emission was scanned up to 40GHz; No emissions were detected above the noise floor which was at least 20dB below the specification limit.

UL Korea, Ltd. Confidential
This report shall not be reproduced except in full, without the written approval of UL Korea, Ltd.

MID CHANNEL(5550MHz) DATA

Trace Markers

Marker	Frequency (GHz)	Meter Reading (dBuV)	Det	3117(00168717)_150619	6Ghz_HP(dB)	DC Corr (dB)	Corrected Reading (dBuV/m)	Avg Limit (dBuV/m)	Margin (dB)	Peak Limit (dBuV/m)	Margin (dB)	UNII Non-Restricted (dBuV/m)	Margin (dB)	Azimuth (Degs)	Height (cm)	Polarity
1	* 7.399	38.03	Pk	35.8	-30.8	0	43.03	-	-	74	-30.97	-	-	0-360	250	H
4	* 11.117	29.05	Pk	38.3	-28.2	0	39.15	-	-	74	-34.85	-	-	0-360	150	H
5	16.686	25.99	Pk	41.2	-23.1	0	44.09	-	-	-	-	68.2	-24.11	0-360	150	H
2	* 7.399	42.81	Pk	35.8	-30.8	0	47.81	-	-	74	-26.19	-	-	0-360	250	V
3	* 11.116	29.73	Pk	38.3	-28.1	0	39.93	-	-	74	-34.07	-	-	0-360	250	V
6	16.672	24.13	Pk	41.2	-23.2	0	42.13	-	-	-	-	68.2	-26.07	0-360	250	V

* - indicates frequency in CFR15.205/IC7.2.2 Restricted Band

Pk – Peak detector

Radiated Emissions

Frequency (GHz)	Meter Reading (dBuV)	Det	3117(00168717)_150619	6Ghz_HP(dB)	DC Corr (dB)	Corrected Reading (dBuV/m)	Avg Limit (dBuV/m)	Margin (dB)	Peak Limit (dBuV/m)	Margin (dB)	UNII Non-Restricted (dBuV/m)	Margin (dB)	Azimuth (Degs)	Height (cm)	Polarity
* 7.4	46.24	PK-U	35.8	-30.9	0	51.14	-	-	74	-22.86	-	-	224	111	H
* 7.4	37.53	ADR	35.8	-30.9	0	42.43	54	-11.57	-	-	-	-	224	111	H
* 7.4	48.22	PK-U	35.8	-30.9	0	53.12	-	-	74	-20.88	-	-	76	171	V
* 7.4	41.87	ADR	35.8	-30.9	0	46.77	54	-7.23	-	-	-	-	76	171	V

* - indicates frequency in CFR15.205/IC7.2.2 Restricted Band

PK-U - U-NII: Maximum Peak

ADR - U-NII AD primary method, RMS average

UL Korea, Ltd. Confidential
This report shall not be reproduced except in full, without the written approval of UL Korea, Ltd.

HIGH CHANNEL HORIZONTAL

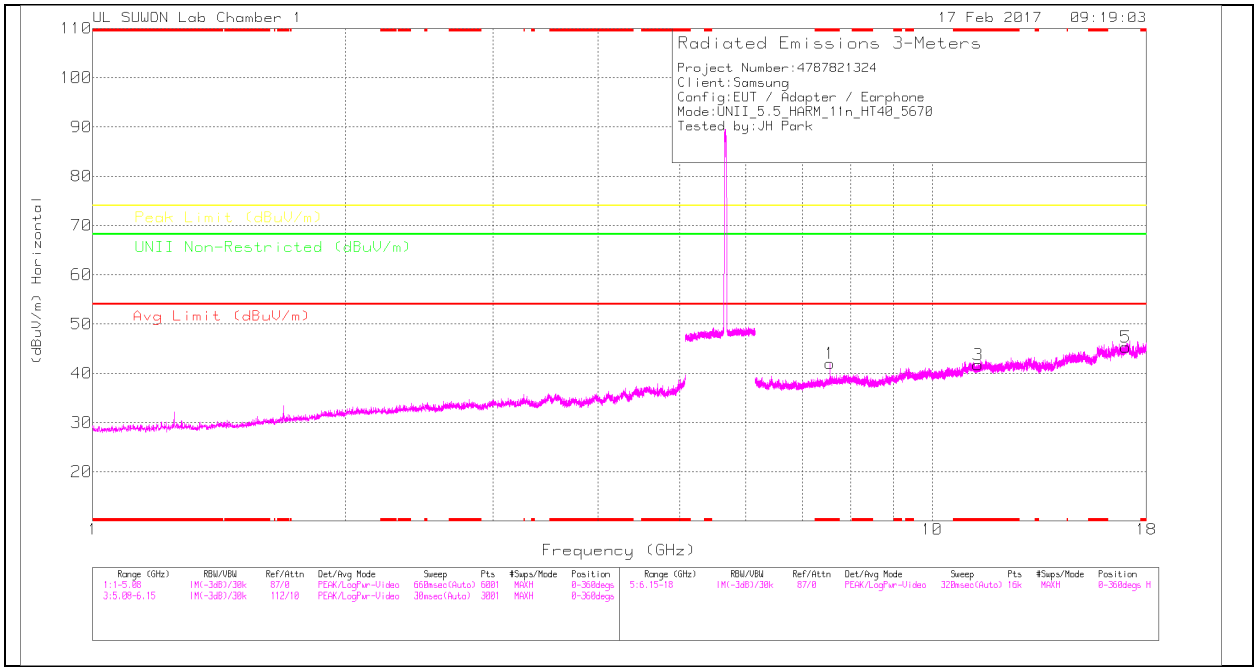

HIGH CHANNEL VERTICAL

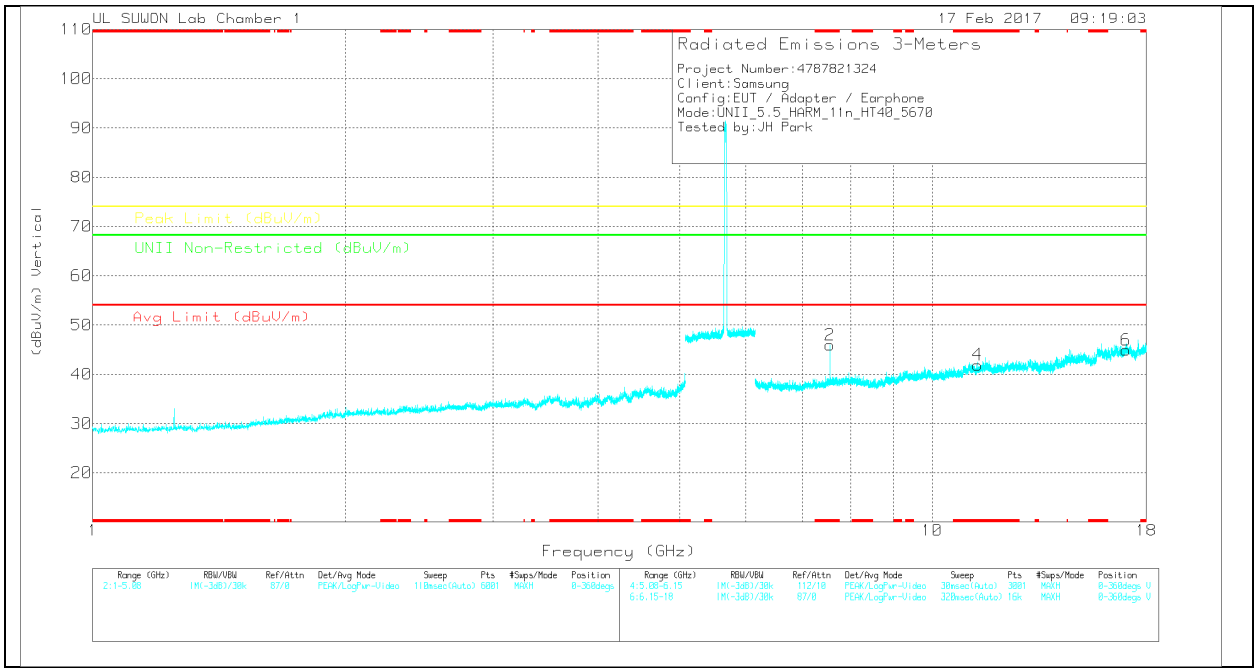

Note: Emission was scanned up to 40GHz; No emissions were detected above the noise floor which was at least 20dB below the specification limit.

UL Korea, Ltd. Confidential
This report shall not be reproduced except in full, without the written approval of UL Korea, Ltd.

HIGH CHANNEL DATA

Trace Markers

Marker	Frequency (GHz)	Meter Reading (dBuV)	Det	3117(00168717)_150619	6Ghz_HP(dB)	DC Corr (dB)	Corrected Reading (dBuV/m)	Avg Limit (dBuV/m)	Margin (dB)	Peak Limit (dBuV/m)	Margin (dB)	UNII Non-Restricted (dBuV/m)	Margin (dB)	Azimuth (Degs)	Height (cm)	Polarity
1	* 7.56	36.56	PK	35.9	-30.5	0	41.96	-	-	74	-32.04	-	-	0-360	250	H
3	* 11.342	30.59	PK	38.5	-27.4	0	41.69	-	-	74	-32.31	-	-	0-360	250	H
5	17.009	27.01	PK	41.4	-23.1	0	45.31	-	-	-	-	68.2	-22.89	0-360	250	H
2	* 7.559	40.51	PK	35.9	-30.5	0	45.91	-	-	74	-28.09	-	-	0-360	150	V
4	* 11.338	30.71	PK	38.5	-27.3	0	41.91	-	-	74	-32.09	-	-	0-360	150	V
6	17.012	26.64	PK	41.4	-23.1	0	44.94	-	-	-	-	68.2	-23.26	0-360	250	V

* - indicates frequency in CFR15.205/IC7.2.2 Restricted Band

PK – Peak Detector

Radiated Emissions

Frequency (GHz)	Meter Reading (dBuV)	Det	3117(00168717)_150619	6Ghz_HP(dB)	DC Corr (dB)	Corrected Reading (dBuV/m)	Avg Limit (dBuV/m)	Margin (dB)	Peak Limit (dBuV/m)	Margin (dB)	UNII Non-Restricted (dBuV/m)	Margin (dB)	Azimuth (Degs)	Height (cm)	Polarity
* 7.56	45.2	PK-U	35.9	-30.5	0	50.6	-	-	74	-23.4	-	-	227	102	H
* 7.56	35.39	ADR	35.9	-30.5	0	40.79	54	-13.21	-	-	-	-	227	102	H
* 7.56	47.85	PK-U	35.9	-30.5	0	53.25	-	-	74	-20.75	-	-	74	114	V
* 7.56	41.04	ADR	35.9	-30.5	0	46.44	54	-7.56	-	-	-	-	74	114	V

* - indicates frequency in CFR15.205/IC7.2.2 Restricted Band

PK-U - U-NII: Maximum Peak

ADR - U-NII AD primary method, RMS average

UL Korea, Ltd. Confidential
This report shall not be reproduced except in full, without the written approval of UL Korea, Ltd.

10.3.4. TX ABOVE 1GHz 802.11ac VHT80 2Tx CDD MODE IN THE 5.5GHz BAND RESTRICTED BANDEDGE (LOW CHANNEL)

HORIZONTAL PEAK AND AVERAGE PLOT

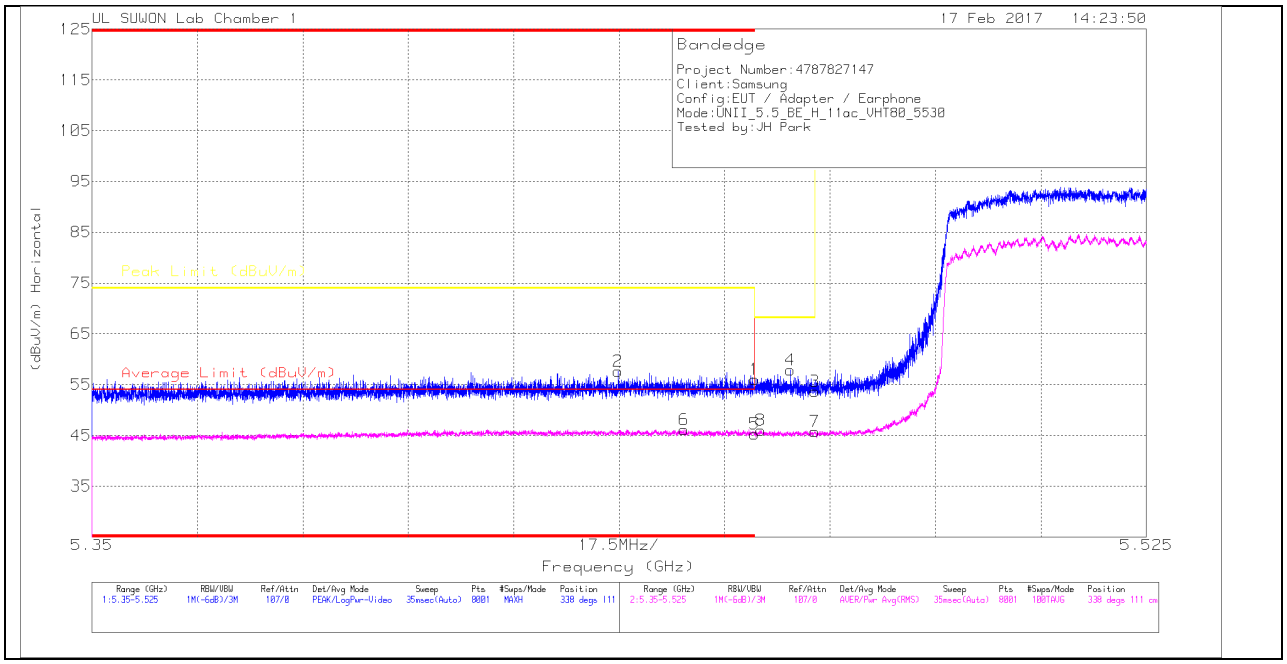

HORIZONTAL DATA

Trace Markers

Marker	Frequency (GHz)	Meter Reading (dBuV)	Det	3117(00168717)_150619	10dB_Att(dB)	DC Corr (dB)	Corrected Reading (dBuV/m)	Average Limit (dBuV/m)	Margin (dB)	Peak Limit (dBuV/m)	PK Margin (dB)	Azimuth (Degs)	Height (cm)	Polarity
1	* 5.46	44.51	Pk	34.6	-23.1	0	56.01	-	-	74	-17.99	338	111	H
2	* 5.437	46.44	Pk	34.6	-23.4	0	57.64	-	-	74	-16.36	338	111	H
3	5.47	42.19	Pk	34.6	-23.1	0	53.69	-	-	68.2	-14.51	338	111	H
4	5.466	46.28	Pk	34.6	-23	0	57.88	-	-	68.2	-10.32	338	111	H
5	* 5.46	33.27	RMS	34.6	-23.7	1.12	45.29	54	-8.71	-	-	338	111	H
6	* 5.448	34.15	RMS	34.6	-23.7	1.12	46.17	54	-7.83	-	-	338	111	H

* - indicates frequency in CFR15.205/IC7.2.2 Restricted Band

Pk - Peak detector

RMS - RMS detection

UL Korea, Ltd. Confidential
This report shall not be reproduced except in full, without the written approval of UL Korea, Ltd.

VERTICAL PEAK AND AVERAGE PLOT

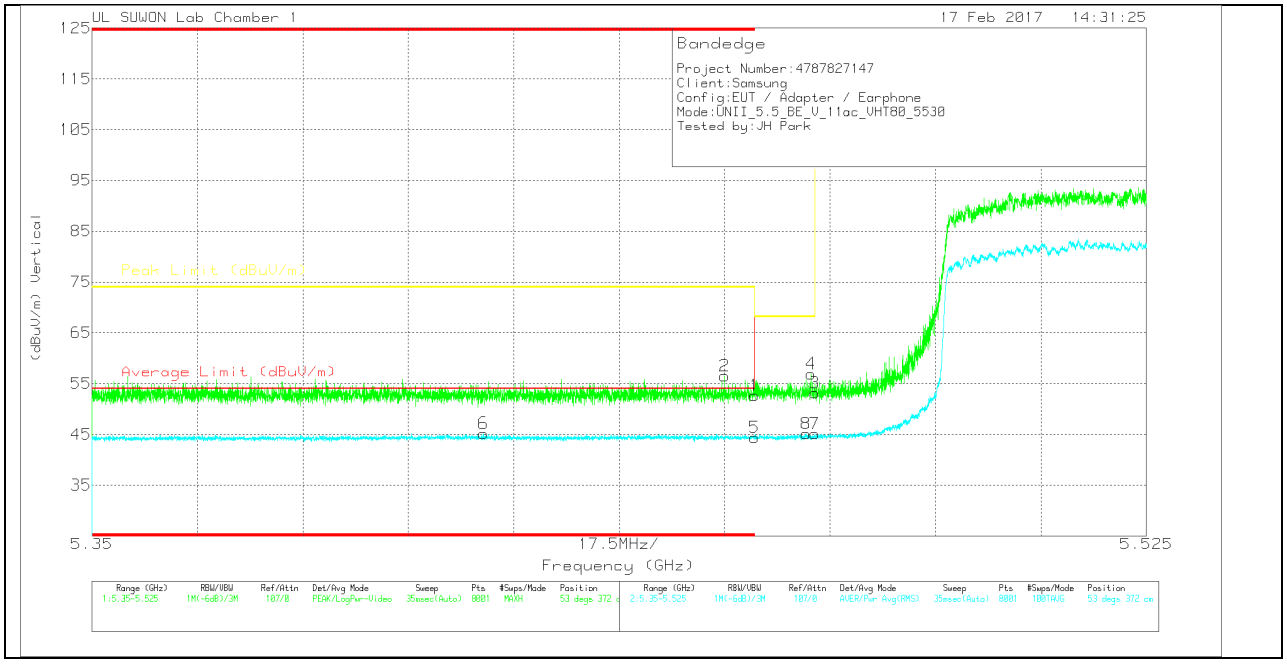

VERTICAL DATA

Trace Markers

Marker	Frequency (GHz)	Meter Reading (dBuV)	Det	3117(00168717)_150619	10dB_Att(dB)	DC Corr (dB)	Corrected Reading (dBuV/m)	Average Limit (dBuV/m)	Margin (dB)	Peak Limit (dBuV/m)	PK Margin (dB)	Azimuth (Degs)	Height (cm)	Polarity
1	* 5.46	41.18	Pk	34.6	-23.1	0	52.68	-	-	74	-21.32	53	372	V
2	* 5.455	45.06	Pk	34.6	-23.2	0	56.46	-	-	74	-17.54	53	372	V
3	5.47	41.72	Pk	34.6	-23.1	0	53.22	-	-	68.2	-14.98	53	372	V
4	5.469	45.44	Pk	34.6	-23.1	0	56.94	-	-	68.2	-11.26	53	372	V
5	* 5.46	32.4	RMS	34.6	-23.7	1.12	44.42	54	-9.58	-	-	53	372	V
6	* 5.415	33.27	RMS	34.6	-23.8	1.12	45.19	54	-8.81	-	-	53	372	V

* - indicates frequency in CFR15.205/IC7.2.2 Restricted Band

Pk - Peak detector

RMS - RMS detection

UL Korea, Ltd. Confidential
This report shall not be reproduced except in full, without the written approval of UL Korea, Ltd.

HARMONICS AND SPURIOUS EMISSIONS

LOW CHANNEL HORIZONTAL

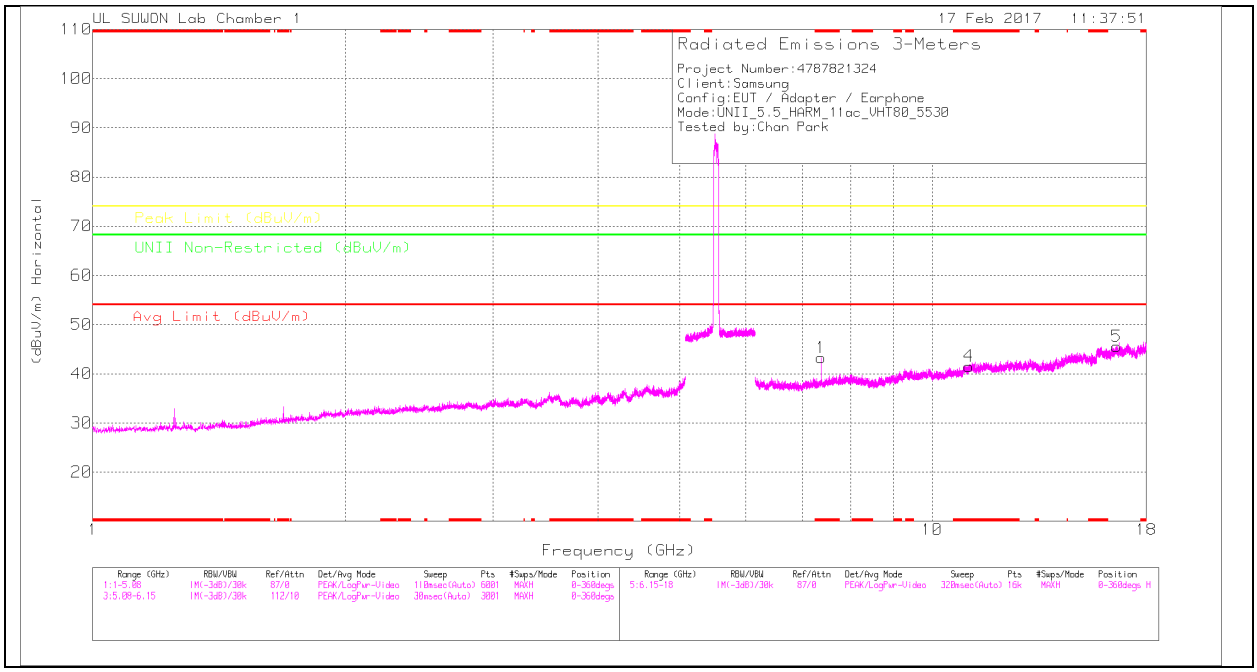

LOW CHANNEL VERTICAL

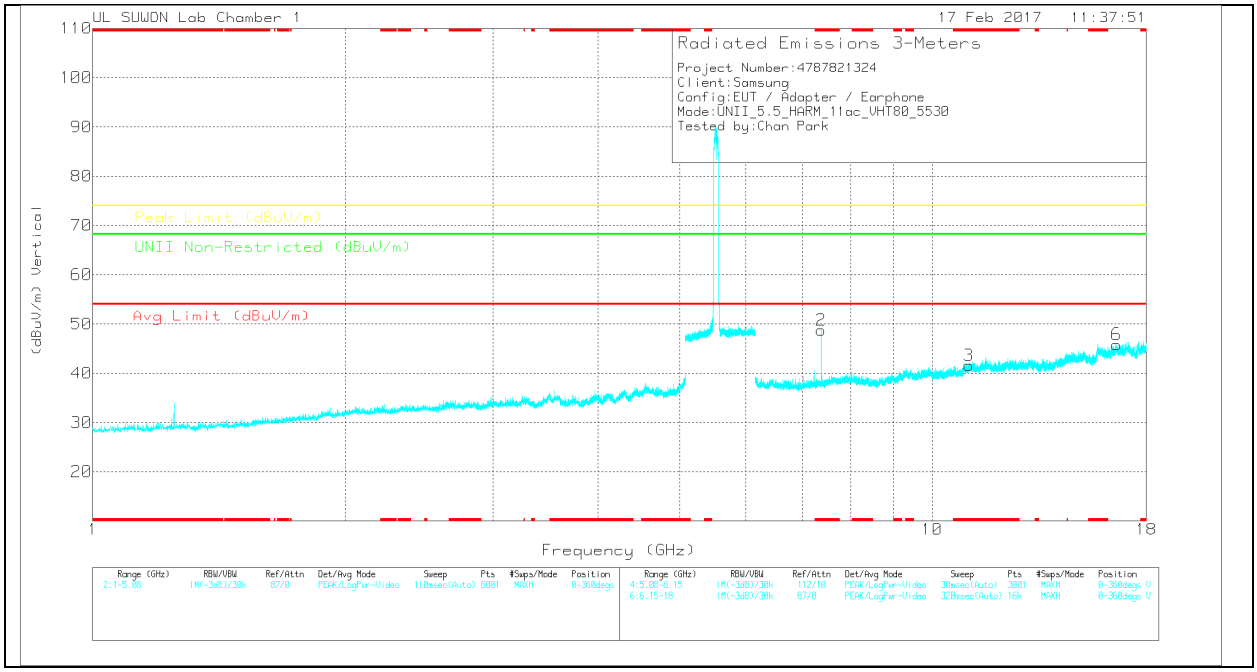

Note: Emission was scanned up to 40GHz; No emissions were detected above the noise floor which was at least 20dB below the specification limit.

UL Korea, Ltd. Confidential
This report shall not be reproduced except in full, without the written approval of UL Korea, Ltd.

LOW CHANNEL DATA

Trace Markers

Marker	Frequency (GHz)	Meter Reading (dBuV)	Det	3117(00168717)_150619	6Ghz_HP(dB)	DC Corr (dB)	Corrected Reading (dBuV/m)	Avg Limit (dBuV/m)	Margin (dB)	Peak Limit (dBuV/m)	Margin (dB)	UNII Non-Restricted (dBuV/m)	Margin (dB)	Azimuth (Degs)	Height (cm)	Polarity
1	* 7.373	38.24	PK	35.8	-30.8	0	43.24	-	-	74	-30.76	-	-	0-360	250	H
4	* 11.06	31.42	PK	38.2	-28.1	0	41.52	-	-	74	-32.48	-	-	0-360	250	H
5	16.591	26.68	PK	41.2	-22.3	0	45.58	-	-	-	-	68.2	-22.62	0-360	150	H
2	* 7.373	43.73	PK	35.8	-30.8	0	48.73	-	-	74	-25.27	-	-	0-360	250	V
3	* 11.06	31.5	PK	38.2	-28.1	0	41.6	-	-	74	-32.4	-	-	0-360	150	V
6	16.594	26.94	PK	41.2	-22.3	0	45.84	-	-	-	-	68.2	-22.36	0-360	150	V

* - indicates frequency in CFR15.205/IC7.2.2 Restricted Band

PK – Peak Detector

Radiated Emissions

Frequency (GHz)	Meter Reading (dBuV)	Det	3117(00168717)_150619	6Ghz_HP(dB)	DC Corr (dB)	Corrected Reading (dBuV/m)	Avg Limit (dBuV/m)	Margin (dB)	Peak Limit (dBuV/m)	Margin (dB)	UNII Non-Restricted (dBuV/m)	Margin (dB)	Azimuth (Degs)	Height (cm)	Polarity
* 7.373	46.94	PK-U	35.8	-30.8	0	51.94	-	-	74	-22.06	-	-	227	113	H
* 7.373	39.14	ADR	35.8	-30.8	0	44.14	54	-9.86	-	-	-	-	227	113	H
* 7.373	47.66	PK-U	35.8	-30.8	0	52.66	-	-	74	-21.34	-	-	73	190	V
* 7.373	40.01	ADR	35.8	-30.8	0	45.01	54	-8.99	-	-	-	-	73	190	V

* - indicates frequency in CFR15.205/IC7.2.2 Restricted Band

PK-U - U-NII: Maximum Peak

ADR - U-NII AD primary method, RMS average

UL Korea, Ltd. Confidential
This report shall not be reproduced except in full, without the written approval of UL Korea, Ltd.

10.4. 5.8 GHz

10.4.1. TX ABOVE 1GHz 802.11a 2Tx CDD MODE IN THE 5.8GHz BAND BANDEDGE (LOW CHANNEL)

HORIZONTAL PEAK PLOT

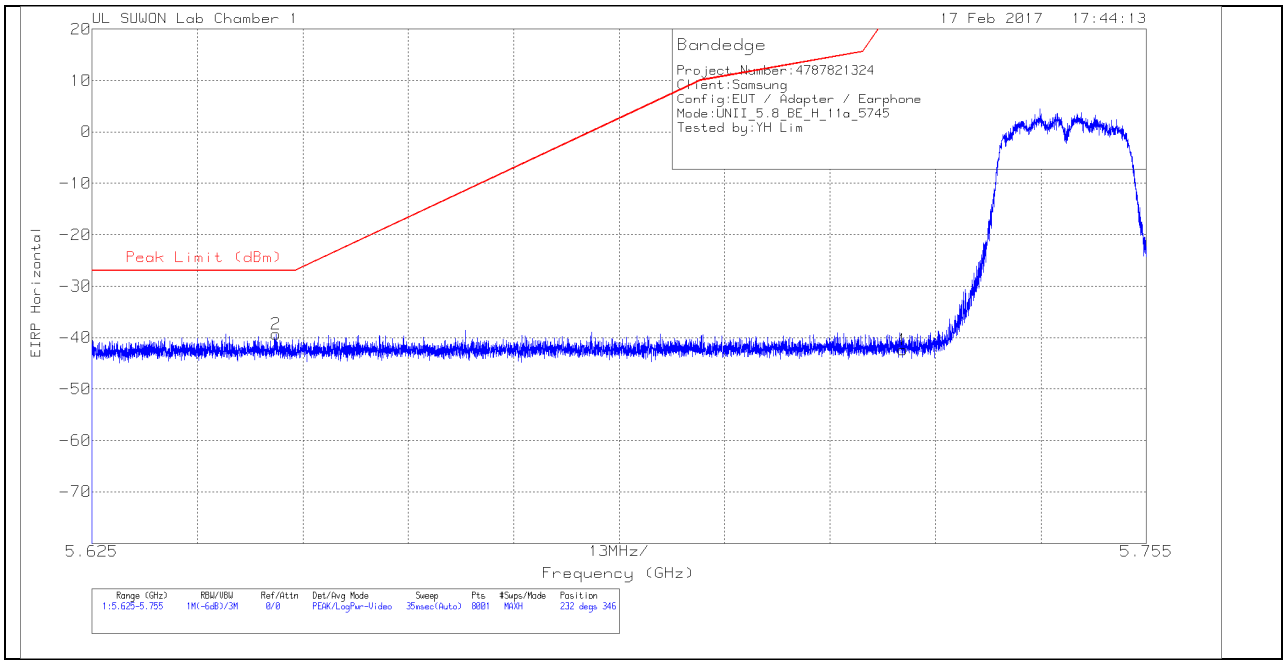

HORIZONTAL DATA

Trace Markers

Marker	Frequency (GHz)	Meter Reading (dBm)	Det	3117(00168717)_150619	10dB_Att(dB)	Conversion Factor (dB)	DC Corr (dB)	Corrected Reading EIRP	Peak Limit (dBm)	PK Margin (dB)	Azimuth (Degs)	Height (cm)	Polarity
1	5.725	-66.03	Pk	34.8	-22.9	11.8	0	-42.33	26.97	-69.3	232	346	H
2	5.648	-62.93	Pk	34.8	-23	11.8	0	-39.33	-27	-12.33	232	346	H

Pk - Peak detector

UL Korea, Ltd. Confidential
This report shall not be reproduced except in full, without the written approval of UL Korea, Ltd.

VERTICAL PEAK PLOT

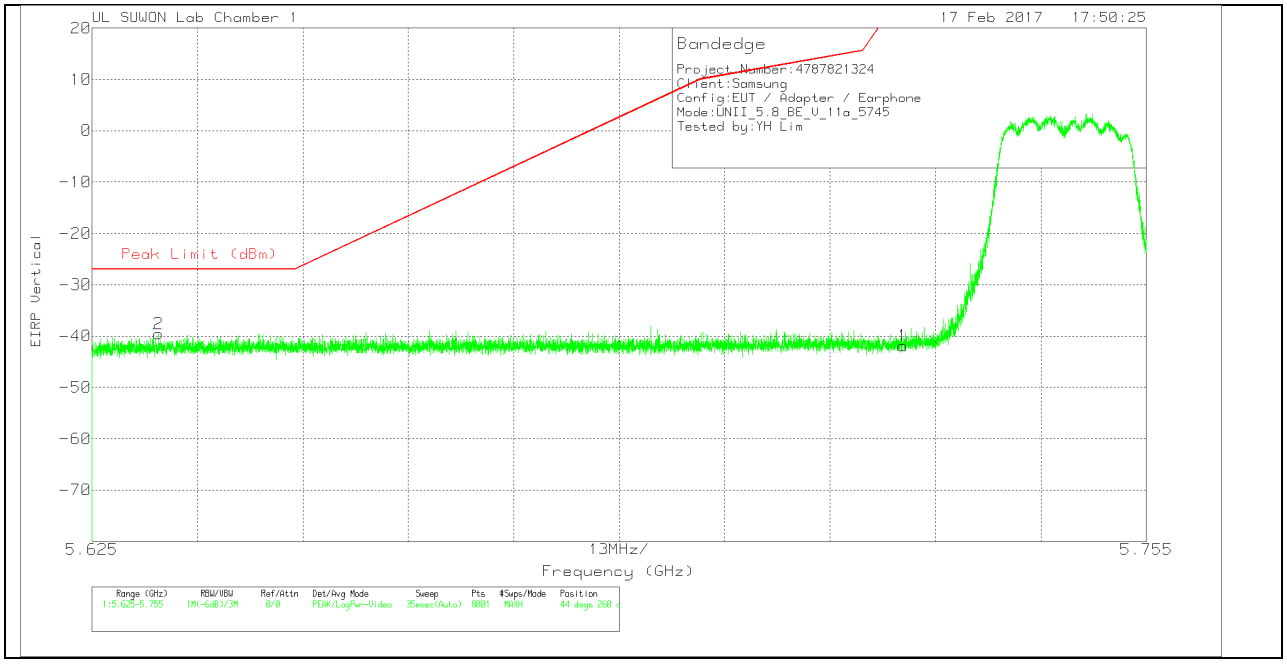

VERTICAL DATA

Trace Markers

Marker	Frequency (GHz)	Meter Reading (dBm)	Det	3117(00168717)_150619	10dB_Att(dB)	Conversion Factor (dB)	DC Corr (dB)	Corrected Reading EIRP	Peak Limit (dBm)	PK Margin (dB)	Azimuth (Degs)	Height (cm)	Polarity
1	5.725	-65.63	Pk	34.8	-22.9	11.8	0	-41.93	26.97	-68.9	44	260	V
2	5.633	-62.91	Pk	34.7	-23.1	11.8	0	-39.51	-27	-12.51	44	260	V

Pk - Peak detector

UL Korea, Ltd. Confidential
This report shall not be reproduced except in full, without the written approval of UL Korea, Ltd.

BANDEDGE (HIGH CHANNEL)

HORIZONTAL PEAK PLOT

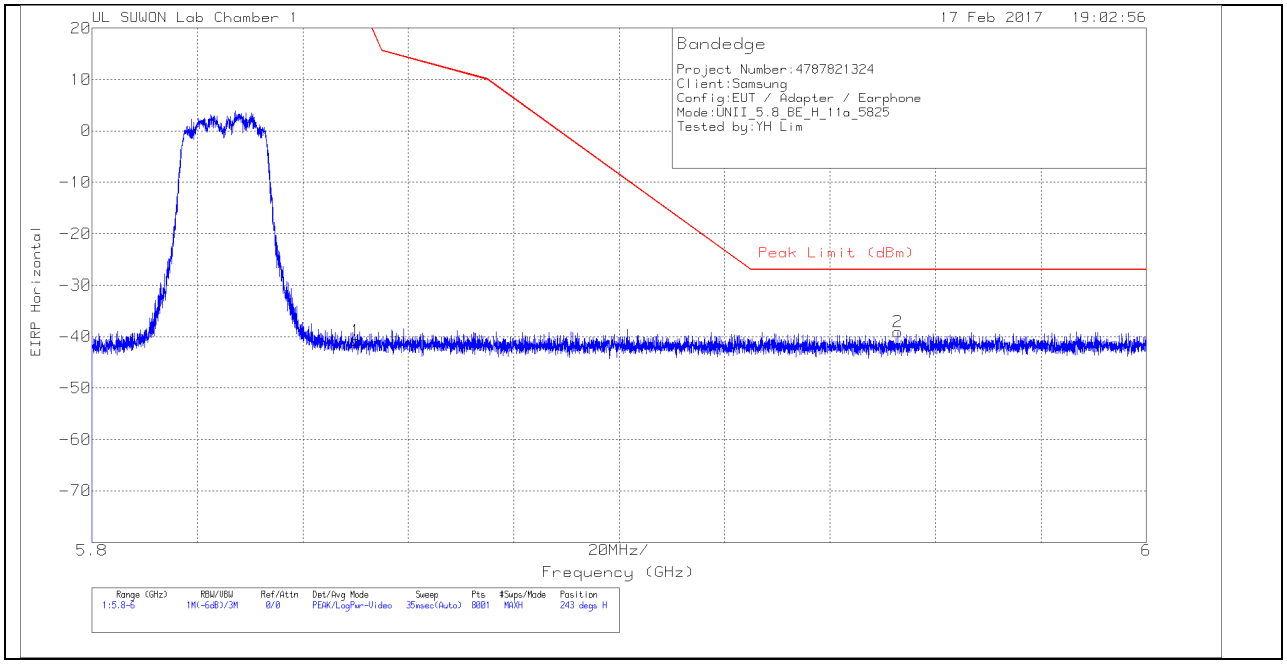

HORIZONTAL DATA

Trace Markers

Marker	Frequency (GHz)	Meter Reading (dBm)	Det	3117(00168717)_150619	Path_2	Conversion Factor (dB)	DC Corr (dB)	Corrected Reading EIRP	Peak Limit (dBm)	PK Margin (dB)	Azimuth (Degs)	Height (cm)	Polarity
1	5.85	-65.33	Pk	34.9	-22.2	11.8	0	-40.83	26.94	-67.77	243	374	H
2	5.953	-63.31	Pk	34.9	-22.4	11.8	0	-39.01	-27	-12.01	243	374	H

Pk - Peak detector

UL Korea, Ltd. Suwon Laboratory FORM ID: FCC_15E
218 Maeyeong-ro, Yeongtong-gu, Suwon-si, Gyeonggi-do, 16675 Korea TEL: (031) 337-9902,FAX: (031) 213-5433
UL Korea, Ltd. Confidential
This report shall not be reproduced except in full, without the written approval of UL Korea, Ltd.

VERTICAL PEAK PLOT

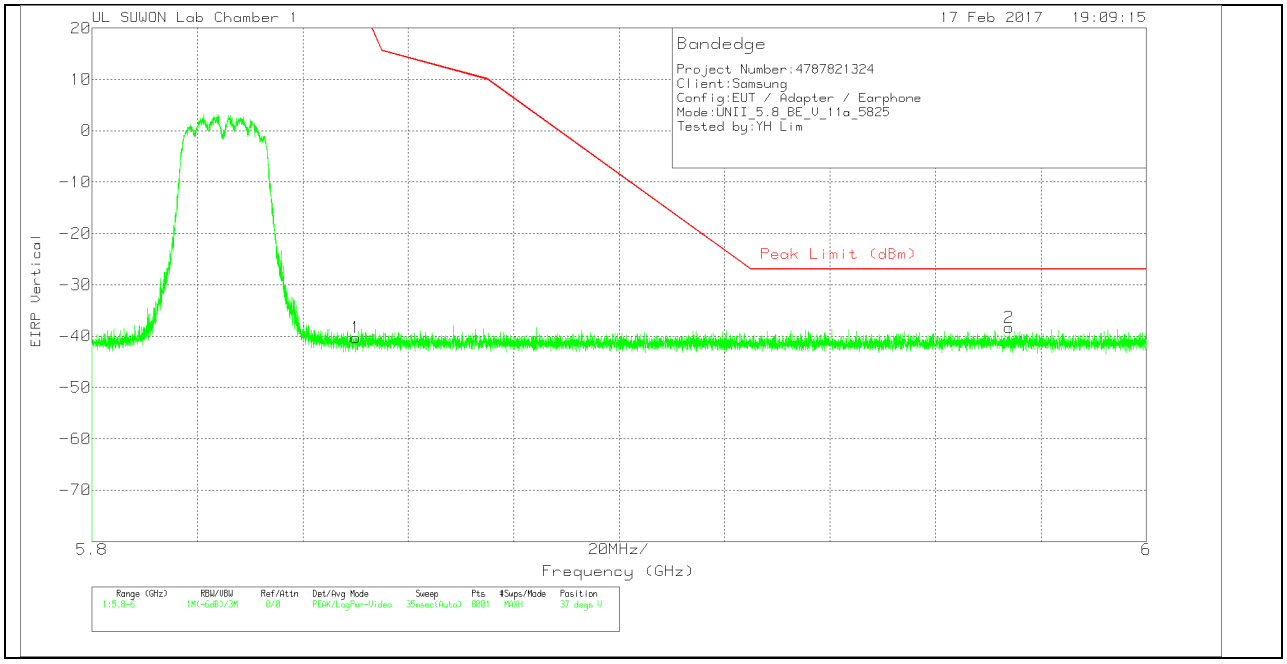

VERTICAL DATA

Trace Markers

Marker	Frequency (GHz)	Meter Reading (dBm)	Det	3117(00168717)_150619	Path_2	Conversion Factor (dB)	DC Corr (dB)	Corrected Reading EIRP	Peak Limit (dBm)	PK Margin (dB)	Azimuth (Degs)	Height (cm)	Polarity
1	5.85	-64.78	Pk	34.9	-22.2	11.8	0	-40.28	26.94	-67.22	37	248	V
2	5.974	-62.74	Pk	34.9	-22.3	11.8	0	-38.34	-27	-11.34	37	248	V

Pk - Peak detector

UL Korea, Ltd. Confidential
This report shall not be reproduced except in full, without the written approval of UL Korea, Ltd.

LOW CHANNEL HORIZONTAL

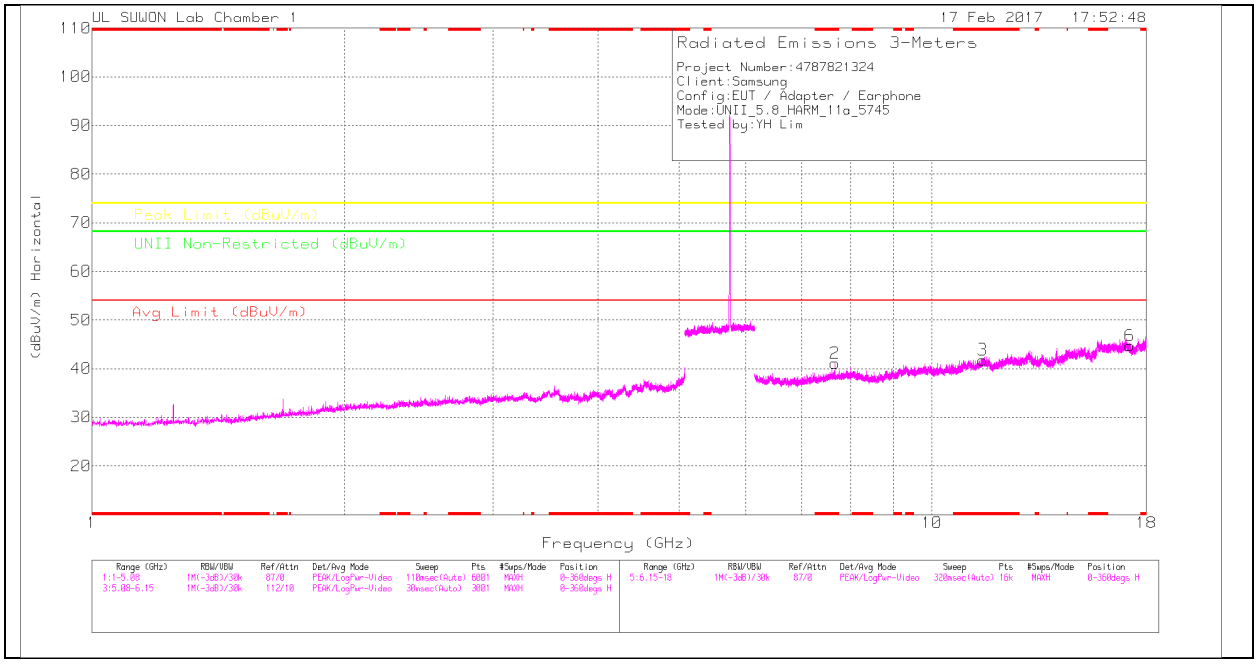

LOW CHANNEL VERTICAL

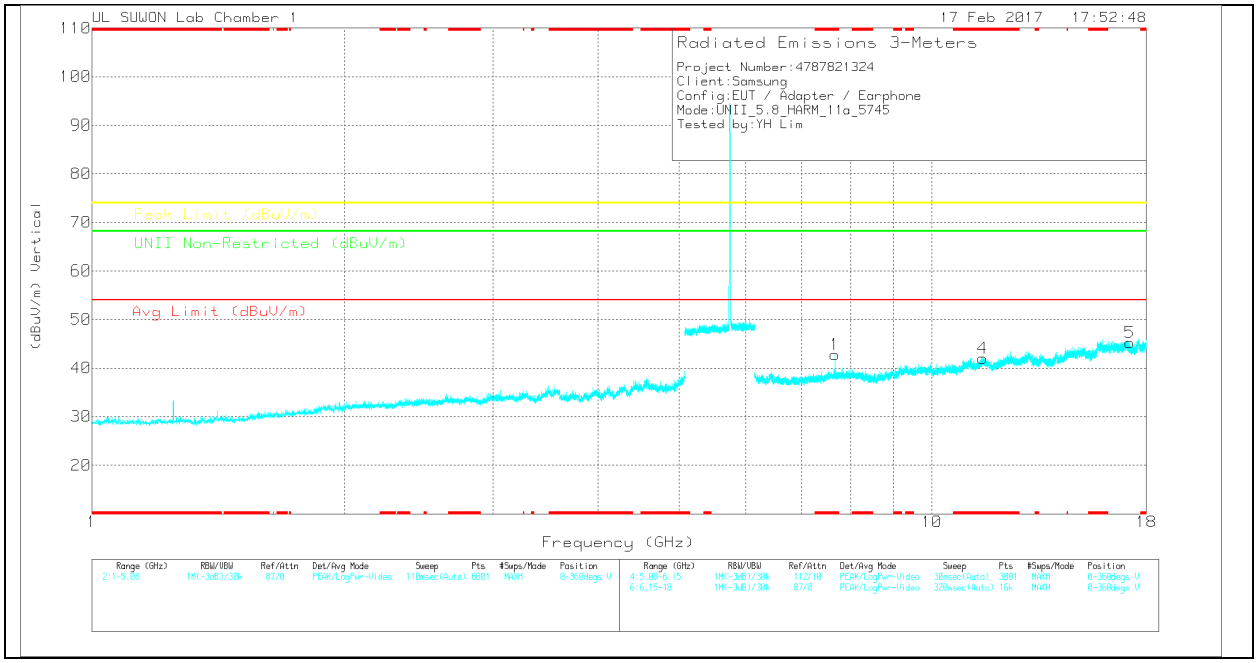

Note: Emission was scanned up to 40GHz; No emissions were detected above the noise floor which was at least 20dB below the specification limit.

UL Korea, Ltd. Confidential
This report shall not be reproduced except in full, without the written approval of UL Korea, Ltd.

LOW CHANNEL DATA

Trace Markers

Marker	Frequency (GHz)	Meter Reading (dBuV)	Det	3117(00168717)_150619	6Ghz_HP(dB)	DC Corr (dB)	Corrected Reading (dBuV/m)	Avg Limit (dBuV/m)	Margin (dB)	Peak Limit (dBuV/m)	Margin (dB)	UNII Non-Restricted (dBuV/m)	Margin (dB)	Azimuth (Degs)	Height (cm)	Polarity
2	* 7.66	35.65	Pk	36	-30.6	0	41.05	-	-	74	-32.95	-	-	0-360	250	H
3	* 11.49	31.31	Pk	38.6	-28.1	0	41.81	-	-	74	-32.19	-	-	0-360	150	H
6	17.205	25.54	Pk	41.3	-22.1	0	44.74	-	-	-	-	68.2	-23.46	0-360	150	H
1	* 7.66	37.41	Pk	36	-30.6	0	42.81	-	-	74	-31.19	-	-	0-360	150	V
4	* 11.493	31.43	Pk	38.6	-28	0	42.03	-	-	74	-31.97	-	-	0-360	250	V
5	17.199	26.01	Pk	41.3	-22.1	0	45.21	-	-	-	-	68.2	-22.99	0-360	150	V

* - indicates frequency in CFR15.205/IC7.2.2 Restricted Band

Pk – Peak detector

Radiated Emissions

Frequency (GHz)	Meter Reading (dBuV)	Det	3117(00168717)_150619	6Ghz_HP(dB)	DC Corr (dB)	Corrected Reading (dBuV/m)	Avg Limit (dBuV/m)	Margin (dB)	Peak Limit (dBuV/m)	Margin (dB)	UNII Non-Restricted (dBuV/m)	Margin (dB)	Azimuth (Degs)	Height (cm)	Polarity
* 7.66	45.98	PK-U	36	-30.6	0	51.38	-	-	74	-22.62	-	-	237	374	H
* 7.66	35.37	ADR	36	-30.6	0	40.77	54	-13.23	-	-	-	-	237	374	H
* 7.66	45.45	PK-U	36	-30.6	0	50.85	-	-	74	-23.15	-	-	12	120	V
* 7.66	36.95	ADR	36	-30.6	0	42.35	54	-11.65	-	-	-	-	12	120	V

* - indicates frequency in CFR15.205/IC7.2.2 Restricted Band

PK-U - U-NII: Maximum Peak

ADR - U-NII AD primary method, RMS average

UL Korea, Ltd. Confidential
This report shall not be reproduced except in full, without the written approval of UL Korea, Ltd.

MID CHANNEL HORIZONTAL

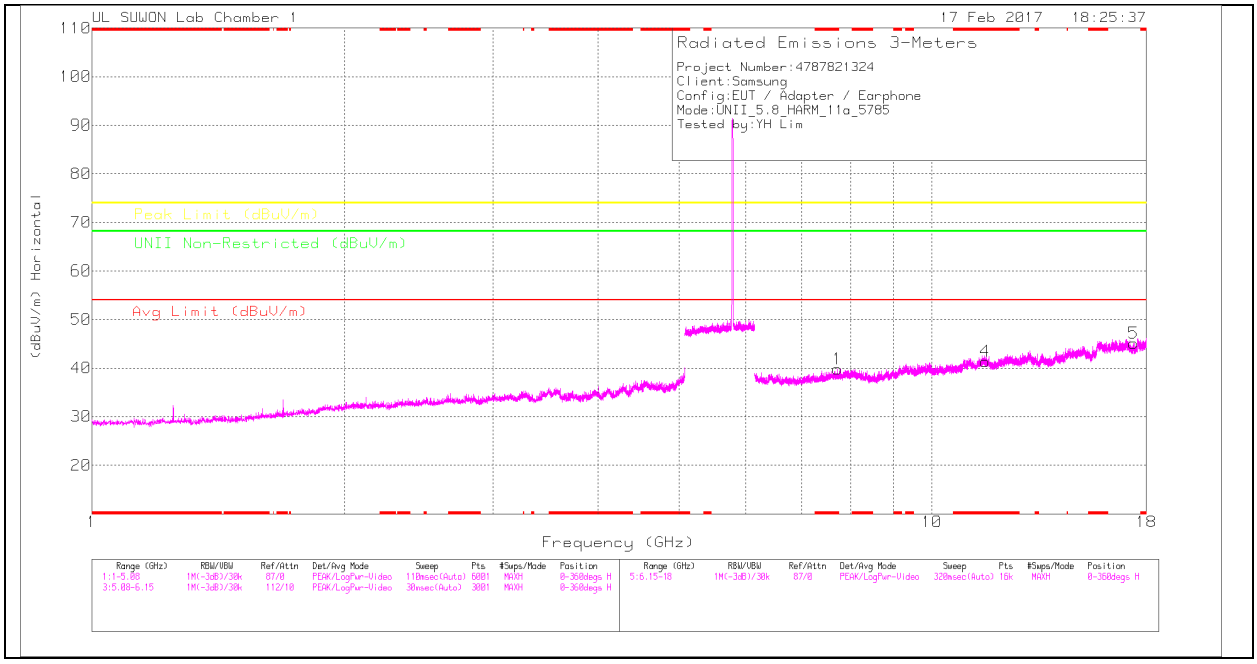

MID CHANNEL VERTICAL

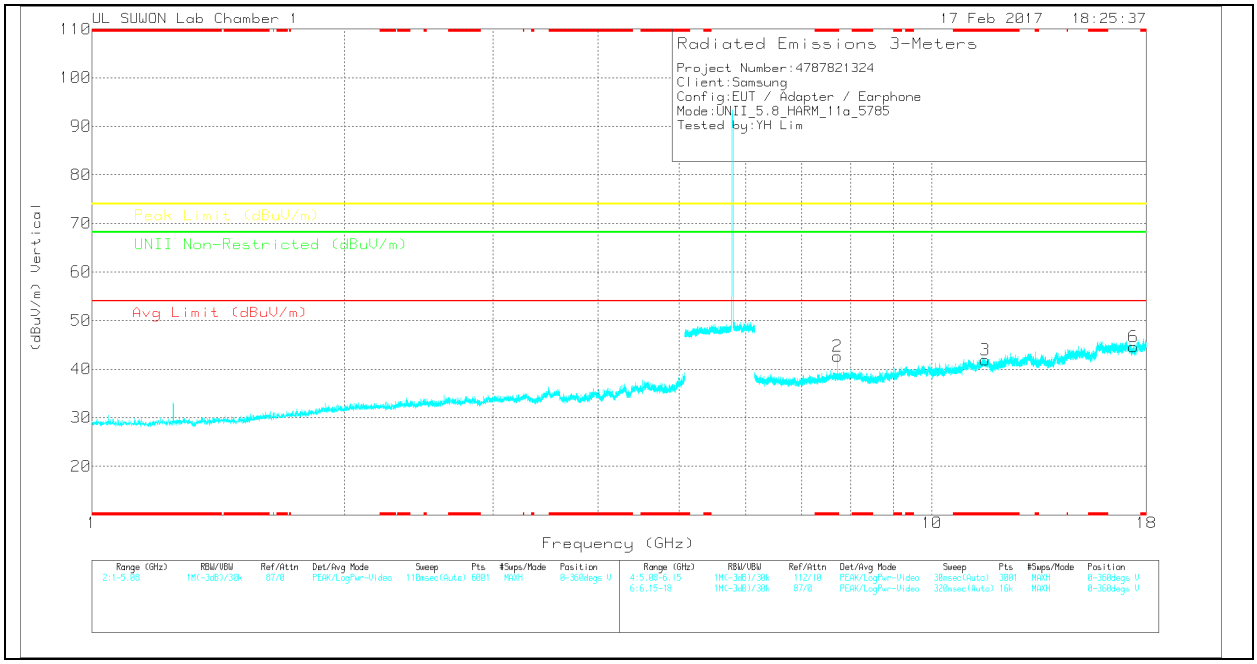

Note: Emission was scanned up to 40GHz; No emissions were detected above the noise floor which was at least 20dB below the specification limit.

UL Korea, Ltd. Confidential
This report shall not be reproduced except in full, without the written approval of UL Korea, Ltd.

MID CHANNEL DATA

Trace Markers

Marker	Frequency (GHz)	Meter Reading (dBuV)	Det	3117(00168717)_150619	6Ghz_HP(dB)	DC Corr (dB)	Corrected Reading (dBuV/m)	Avg Limit (dBuV/m)	Margin (dB)	Peak Limit (dBuV/m)	Margin (dB)	UNII Non-Restricted (dBuV/m)	Margin (dB)	Azimuth (Degs)	Height (cm)	Polarity
1	* 7.713	34.42	Pk	36.1	-30.7	0	39.82	-	-	74	-34.18	-	-	0-360	150	H
4	* 11.564	30.42	Pk	38.7	-27.8	0	41.32	-	-	74	-32.68	-	-	0-360	150	H
5	17.388	25.87	Pk	41.2	-21.9	0	45.17	-	-	-	-	68.2	-23.03	0-360	250	H
2	* 7.713	37.22	Pk	36.1	-30.7	0	42.62	-	-	74	-31.38	-	-	0-360	150	V
3	* 11.567	31.13	Pk	38.7	-27.9	0	41.93	-	-	74	-32.07	-	-	0-360	150	V
6	17.376	25.41	Pk	41.2	-22	0	44.61	-	-	-	-	68.2	-23.59	0-360	150	V

* - indicates frequency in CFR15.205/IC7.2.2 Restricted Band

Pk – Peak detector

Radiated Emissions

Frequency (GHz)	Meter Reading (dBuV)	Det	3117(00168717)_150619	6Ghz_HP(dB)	DC Corr (dB)	Corrected Reading (dBuV/m)	Avg Limit (dBuV/m)	Margin (dB)	Peak Limit (dBuV/m)	Margin (dB)	UNII Non-Restricted (dBuV/m)	Margin (dB)	Azimuth (Degs)	Height (cm)	Polarity
* 7.714	44.76	PK-U	36.1	-30.8	0	50.06	-	-	74	-23.94	-	-	284	385	H
* 7.713	35.15	ADR	36.1	-30.8	0	40.45	54	-13.55	-	-	-	-	284	385	H
* 7.713	46.51	PK-U	36.1	-30.7	0	51.91	-	-	74	-22.09	-	-	92	264	V
* 7.713	37.79	ADR	36.1	-30.7	0	43.19	54	-10.81	-	-	-	-	92	264	V

* - indicates frequency in CFR15.205/IC7.2.2 Restricted Band

PK-U - U-NII: Maximum Peak

ADR - U-NII AD primary method, RMS average

UL Korea, Ltd. Confidential
This report shall not be reproduced except in full, without the written approval of UL Korea, Ltd.

HIGH CHANNEL HORIZONTAL

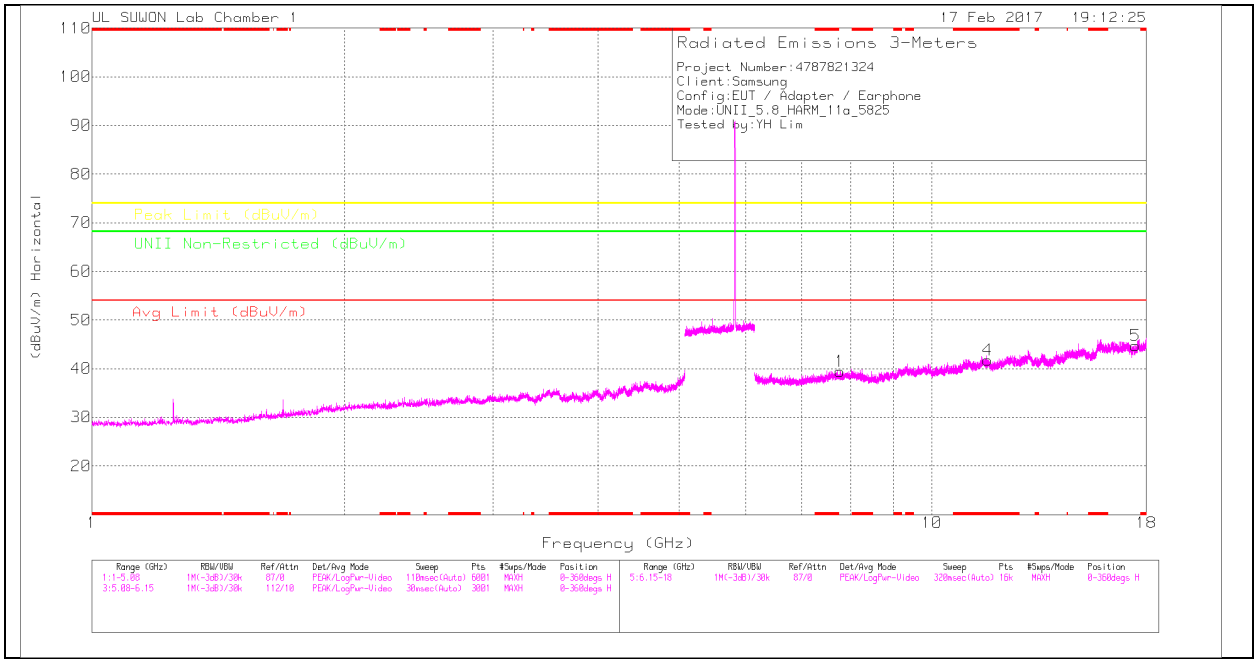

HIGH CHANNEL VERTICAL

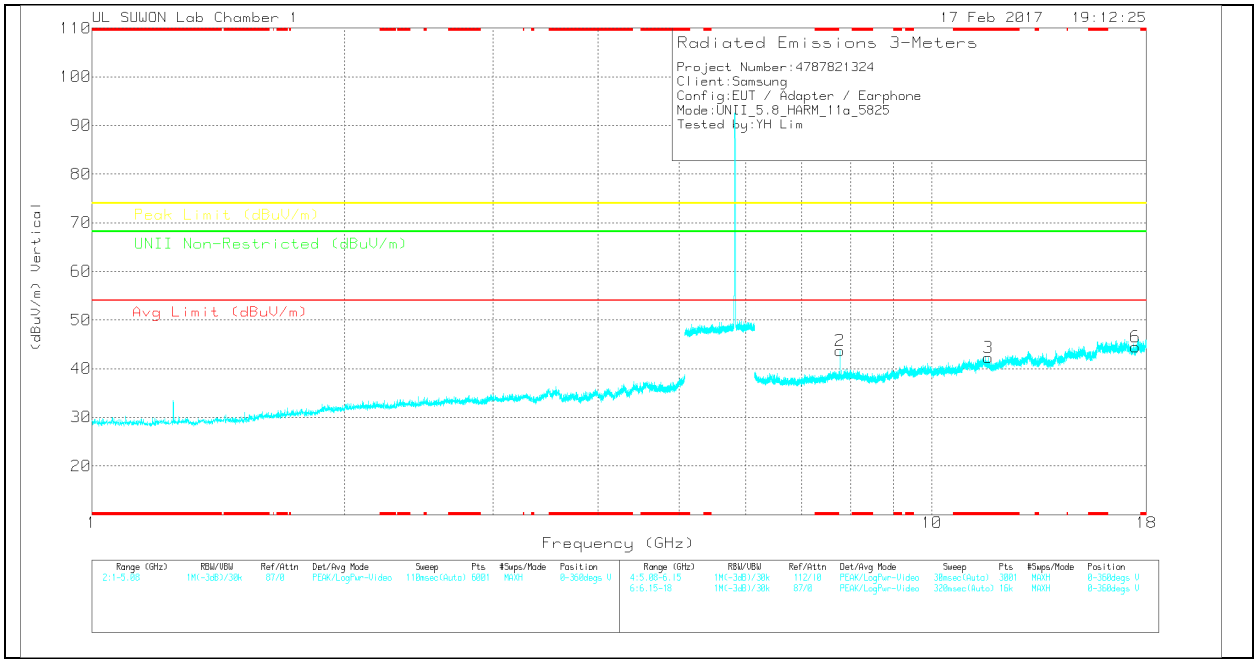

Note: Emission was scanned up to 40GHz; No emissions were detected above the noise floor which was at least 20dB below the specification limit.

UL Korea, Ltd. Confidential
This report shall not be reproduced except in full, without the written approval of UL Korea, Ltd.

HIGH CHANNEL DATA

Trace Markers

Marker	Frequency (GHz)	Meter Reading (dBuV)	Det	3117(001688717)_150619	6Ghz_HP(dB)	DC Corr (dB)	Corrected Reading (dBuV/m)	Avg Limit (dBuV/m)	Margin (dB)	Peak Limit (dBuV/m)	Margin (dB)	UNII Non-Restricted (dBuV/m)	Margin (dB)	Azimuth (Degs)	Height (cm)	Polarity
1	7.767	33.99	Pk	36.2	-30.8	0	39.39	-	-	-	-	68.2	-28.81	0-360	250	H
4	* 11.661	31.44	Pk	38.7	-28.4	0	41.74	-	-	74	-32.26	-	-	0-360	250	H
5	17.475	26.62	Pk	41.1	-23	0	44.72	-	-	-	-	68.2	-23.48	0-360	150	H
2	7.767	38.33	Pk	36.2	-30.8	0	43.73	-	-	-	-	68.2	-24.47	0-360	250	V
3	* 11.676	31.9	Pk	38.7	-28.3	0	42.3	-	-	74	-31.7	-	-	0-360	150	V
6	17.482	26.37	Pk	41.1	-23	0	44.47	-	-	-	-	68.2	-23.73	0-360	150	V

* - indicates frequency in CFR15.205/IC7.2.2 Restricted Band

Pk – Peak detector

Radiated Emissions

Frequency (GHz)	Meter Reading (dBuV)	Det	3117(00168717)_150619	6Ghz_HP(dB)	DC Corr (dB)	Corrected Reading (dBuV/m)	Avg Limit (dBuV/m)	Margin (dB)	Peak Limit (dBuV/m)	Margin (dB)	UNII Non-Restricted (dBuV/m)	Margin (dB)	Azimuth (Degs)	Height (cm)	Polarity
7.767	44.5	PK-U	36.2	-30.8	0	49.9	-	-	-	-	68.2	-18.3	216	130	H
7.767	34.1	ADR	36.2	-30.8	0	39.5	54	-14.5	-	-	-	-	216	130	H
7.767	46.48	PK-U	36.2	-30.8	0	51.88	-	-	-	-	68.2	-16.32	83	119	V
7.767	38.53	ADR	36.2	-30.8	0	43.93	54	-10.07	-	-	-	-	83	119	V

* - indicates frequency in CFR15.205/IC7.2.2 Restricted Band

PK-U - U-NII: Maximum Peak

ADR - U-NII AD primary method, RMS average

UL Korea, Ltd. Confidential
This report shall not be reproduced except in full, without the written approval of UL Korea, Ltd.

10.4.2. TX ABOVE 1GHz 802.11n HT20 2Tx CDD MODE IN THE 5.8GHz BAND BANDEDGE (LOW CHANNEL)

HORIZONTAL PEAK PLOT

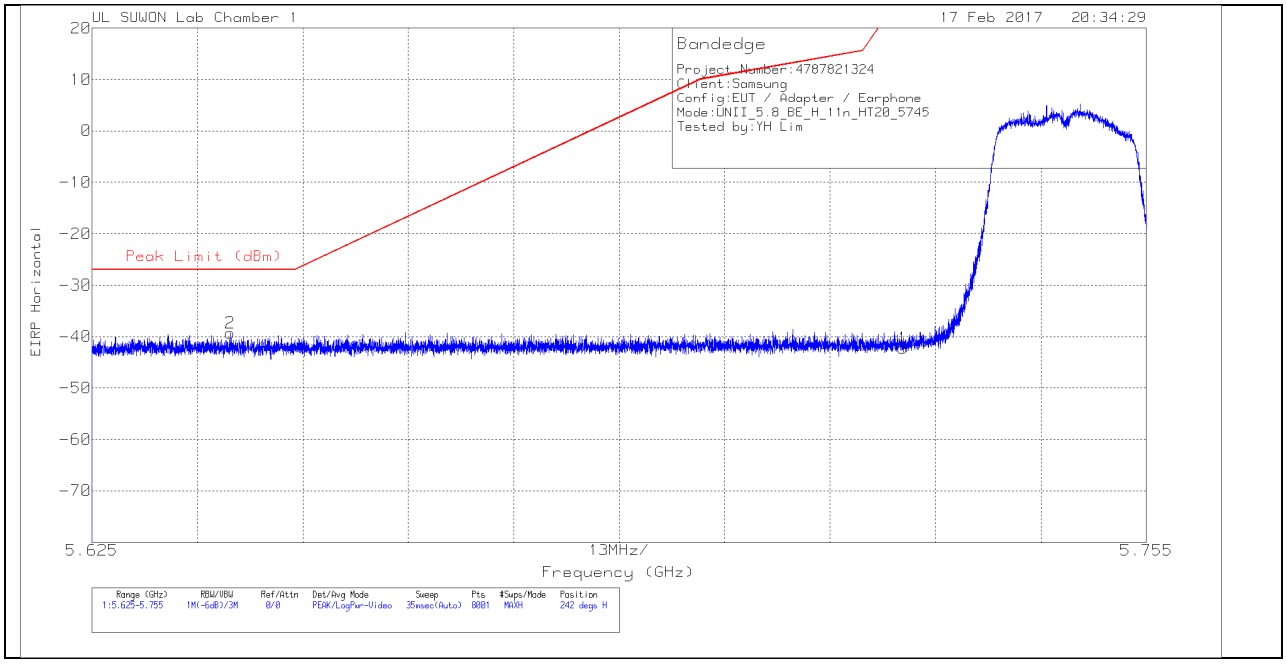

HORIZONTAL DATA

Trace Markers

Marker	Frequency (GHz)	Meter Reading (dBm)	Det	3117(00168717)_150619	10dB_Att(dB)	Conversion Factor (dB)	DC Corr (dB)	Corrected Reading EIRP	Peak Limit (dBm)	PK Margin (dB)	Azimuth (Degs)	Height (cm)	Polarity
1	5.725	-65.98	Pk	34.8	-22.9	11.8	0	-42.28	26.97	-69.25	242	351	H
2	5.642	-62.81	Pk	34.8	-23.1	11.8	0	-39.31	-27	-12.31	242	351	H

Pk - Peak detector

UL Korea, Ltd. Confidential
This report shall not be reproduced except in full, without the written approval of UL Korea, Ltd.

VERTICAL PEAK PLOT

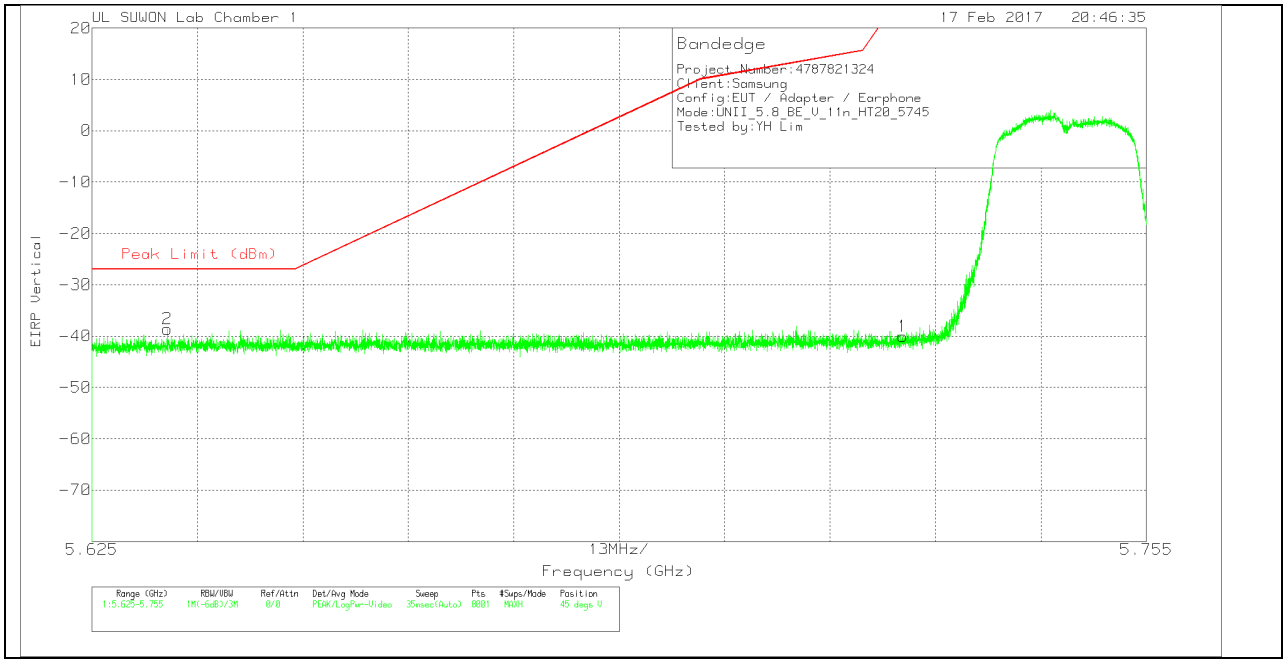

VERTICAL DATA

Trace Markers

Marker	Frequency (GHz)	Meter Reading (dBm)	Det	3117(00168717)_150619	10dB_Att(dB)	Conversion Factor (dB)	DC Corr (dB)	Corrected Reading EIRP	Peak Limit (dBm)	PK Margin (dB)	Azimuth (Degs)	Height (cm)	Polarity
1	5.725	-63.73	Pk	34.8	-22.9	11.8	0	-40.03	26.97	-67	45	264	V
2	5.634	-62.03	Pk	34.7	-23.1	11.8	0	-38.63	-27	-11.63	45	264	V

Pk - Peak detector

UL Korea, Ltd. Confidential
This report shall not be reproduced except in full, without the written approval of UL Korea, Ltd.

BANDEDGE (HIGH CHANNEL)

HORIZONTAL PEAK AND AVERAGE PLOT

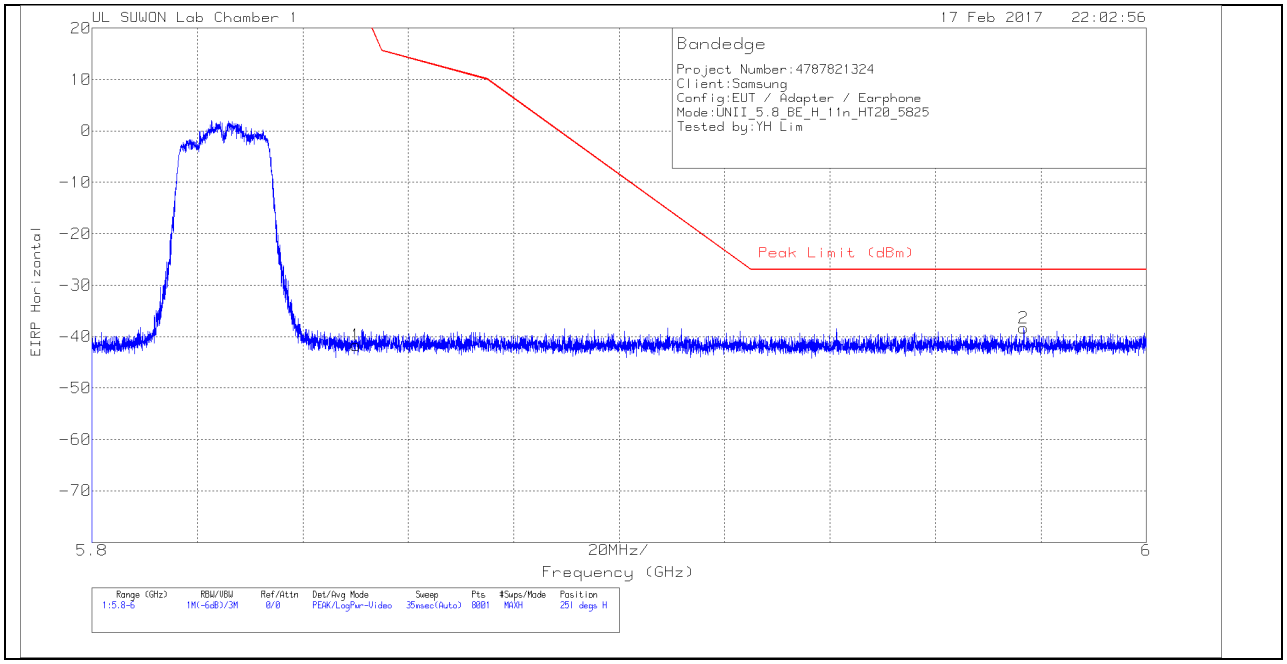

HORIZONTAL DATA

Trace Markers

Marker	Frequency (GHz)	Meter Reading (dBm)	Det	3117(00168717)_150619	Path_2	Conversion Factor (dB)	DC Corr (dB)	Corrected Reading EIRP	Peak Limit (dBm)	PK Margin (dB)	Azimuth (Degs)	Height (cm)	Polarity
1	5.85	-66.19	Pk	34.9	-22.2	11.8	0	-41.69	26.94	-68.63	251	371	H
2	5.977	-62.78	Pk	34.9	-22.3	11.8	0	-38.38	-27	-11.38	251	371	H

Pk - Peak detector

UL Korea, Ltd. Suwon Laboratory FORM ID: FCC_15E
218 Maeyeong-ro, Yeongtong-gu, Suwon-si, Gyeonggi-do, 16675 Korea TEL: (031) 337-9902,FAX: (031) 213-5433
UL Korea, Ltd. Confidential
This report shall not be reproduced except in full, without the written approval of UL Korea, Ltd.

VERTICAL PEAK PLOT

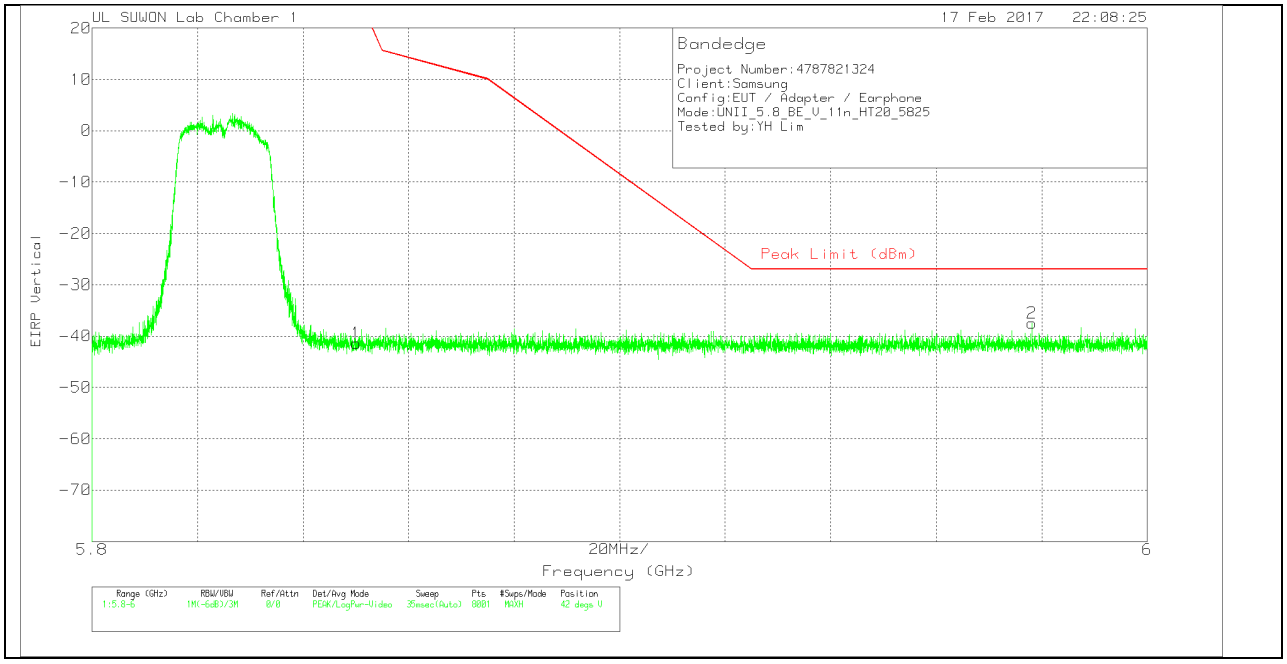

VERTICAL DATA

Trace Markers

Marker	Frequency (GHz)	Meter Reading (dBm)	Det	3117(00168717)_150619	Path_2	Conversion Factor (dB)	DC Corr (dB)	Corrected Reading EIRP	Peak Limit (dBm)	PK Margin (dB)	Azimuth (Degs)	Height (cm)	Polarity
1	5.85	-65.88	Pk	34.9	-22.2	11.8	0	-41.38	26.94	-68.32	42	246	V
2	5.978	-61.84	Pk	34.9	-22.3	11.8	0	-37.44	-27	-10.44	42	246	V

Pk - Peak detector

UL Korea, Ltd. Confidential
This report shall not be reproduced except in full, without the written approval of UL Korea, Ltd.

LOW CHANNEL HORIZONTAL

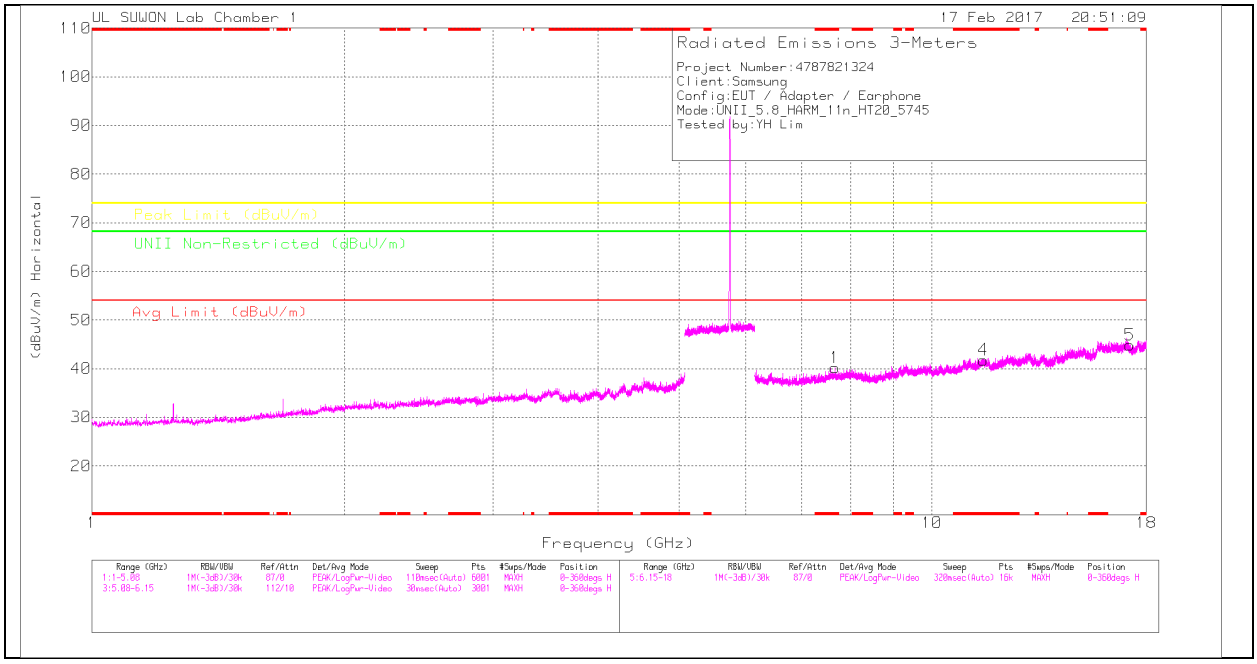

LOW CHANNEL VERTICAL

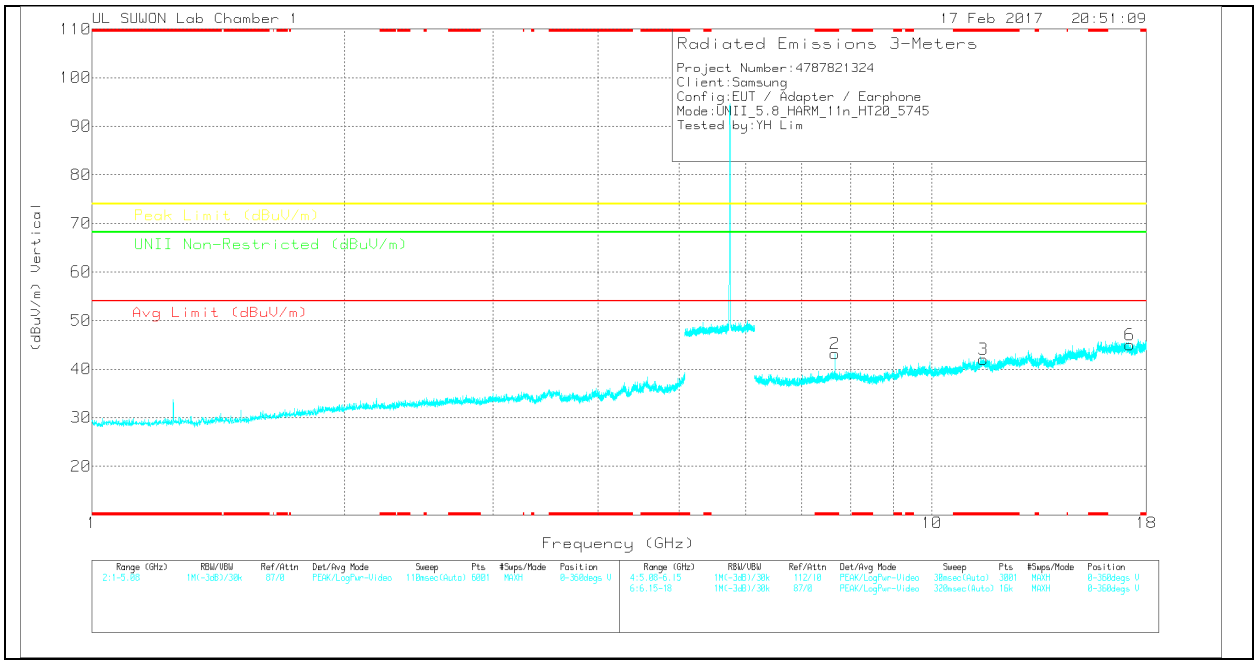

Note: Emission was scanned up to 40GHz; No emissions were detected above the noise floor which was at least 20dB below the specification limit.

UL Korea, Ltd. Confidential
This report shall not be reproduced except in full, without the written approval of UL Korea, Ltd.

LOW CHANNEL DATA

Trace Markers

Marker	Frequency (GHz)	Meter Reading (dBuV)	Det	3117(00168717)_150619	6Ghz_HP(dB)	DC Corr (dB)	Corrected Reading (dBuV/m)	Avg Limit (dBuV/m)	Margin (dB)	Peak Limit (dBuV/m)	Margin (dB)	UNII Non-Restricted (dBuV/m)	Margin (dB)	Azimuth (Degs)	Height (cm)	Polarity
1	* 7.659	34.78	Pk	36	-30.6	0	40.18	-	-	74	-33.82	-	-	0-360	250	H
4	* 11.502	31.11	Pk	38.6	-27.9	0	41.81	-	-	74	-32.19	-	-	0-360	250	H
5	17.208	25.71	Pk	41.3	-22.1	0	44.91	-	-	-	-	68.2	-23.29	0-360	150	H
2	* 7.66	37.77	Pk	36	-30.6	0	43.17	-	-	74	-30.83	-	-	0-360	150	V
3	* 11.51	31.06	Pk	38.6	-27.7	0	41.96	-	-	74	-32.04	-	-	0-360	250	V
6	17.206	25.73	Pk	41.3	-22.1	0	44.93	-	-	-	-	68.2	-23.27	0-360	250	V

* - indicates frequency in CFR15.205/IC7.2.2 Restricted Band

Pk – Peak detector

Radiated Emissions

Frequency (GHz)	Meter Reading (dBuV)	Det	3117(00168717)_150619	6Ghz_HP(dB)	DC Corr (dB)	Corrected Reading (dBuV/m)	Avg Limit (dBuV/m)	Margin (dB)	Peak Limit (dBuV/m)	Margin (dB)	UNII Non-Restricted (dBuV/m)	Margin (dB)	Azimuth (Degs)	Height (cm)	Polarity
* 7.66	45.72	PK-U	36	-30.6	0	51.12	-	-	74	-22.88	-	-	281	387	H
* 7.66	35.94	ADR	36	-30.6	0	41.34	54	-12.66	-	-	-	-	281	387	H
* 7.66	46.34	PK-U	36	-30.6	0	51.74	-	-	74	-22.26	-	-	87	122	V
* 7.66	37.69	ADR	36	-30.6	0	43.09	54	-10.91	-	-	-	-	87	122	V

* - indicates frequency in CFR15.205/IC7.2.2 Restricted Band

PK-U - U-NII: Maximum Peak

ADR - U-NII AD primary method, RMS average

UL Korea, Ltd. Confidential
This report shall not be reproduced except in full, without the written approval of UL Korea, Ltd.

MID CHANNEL HORIZONTAL

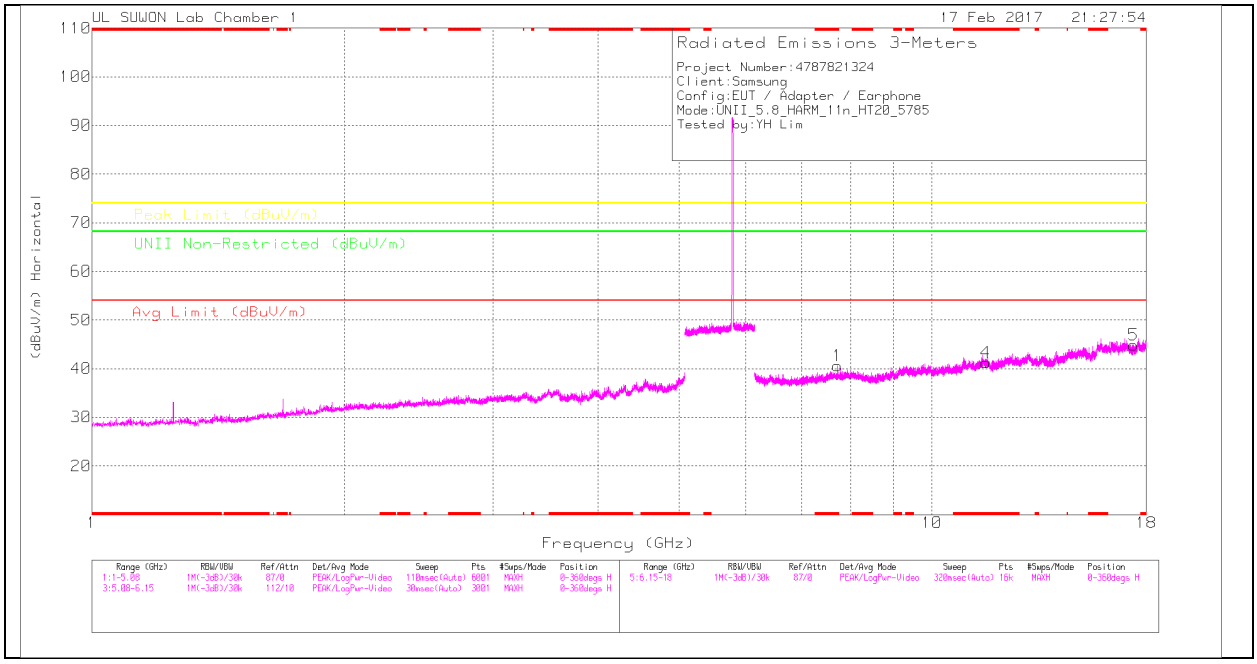

MID CHANNEL VERTICAL

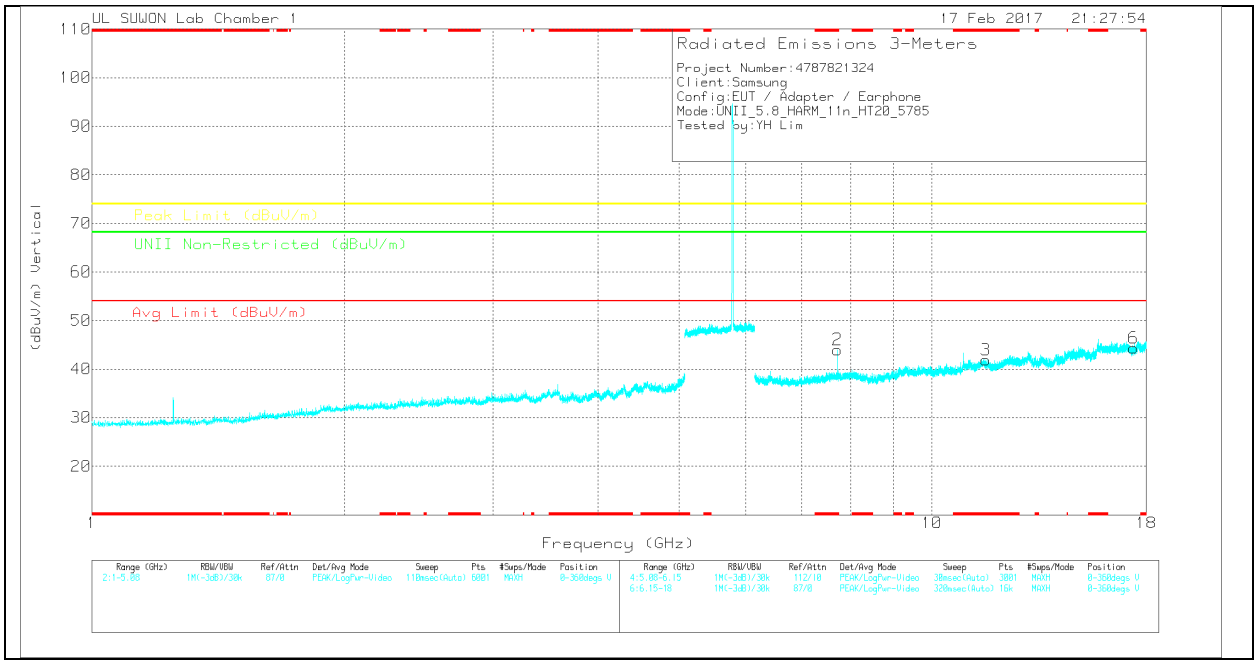

Note: Emission was scanned up to 40GHz; No emissions were detected above the noise floor which was at least 20dB below the specification limit.

UL Korea, Ltd. Confidential
This report shall not be reproduced except in full, without the written approval of UL Korea, Ltd.

MID CHANNEL DATA

Trace Markers

Marker	Frequency (GHz)	Meter Reading (dBuV)	Det	3117(00168717)_150619	6Ghz_HP(dB)	DC Corr (dB)	Corrected Reading (dBuV/m)	Avg Limit (dBuV/m)	Margin (dB)	Peak Limit (dBuV/m)	Margin (dB)	UNII Non-Restricted (dBuV/m)	Margin (dB)	Azimuth (Degs)	Height (cm)	Polarity
1	* 7.713	35.17	Pk	36.1	-30.7	0	40.57	-	-	74	-33.43	-	-	0-360	250	H
4	* 11.588	30.5	Pk	38.7	-28	0	41.2	-	-	74	-32.8	-	-	0-360	150	H
5	17.365	25.84	Pk	41.2	-22.2	0	44.84	-	-	-	-	68.2	-23.36	0-360	250	H
2	* 7.713	38.61	Pk	36.1	-30.7	0	44.01	-	-	74	-29.99	-	-	0-360	150	V
3	* 11.595	31.28	Pk	38.7	-28.1	0	41.88	-	-	74	-32.12	-	-	0-360	150	V
6	17.365	25.39	Pk	41.2	-22.2	0	44.39	-	-	-	-	68.2	-23.81	0-360	150	V

* - indicates frequency in CFR15.205/IC7.2.2 Restricted Band

Pk – Peak detector

Radiated Emissions

Frequency (GHz)	Meter Reading (dBuV)	Det	3117(00168717)_150619	6Ghz_HP(dB)	DC Corr (dB)	Corrected Reading (dBuV/m)	Avg Limit (dBuV/m)	Margin (dB)	Peak Limit (dBuV/m)	Margin (dB)	UNII Non-Restricted (dBuV/m)	Margin (dB)	Azimuth (Degs)	Height (cm)	Polarity
* 7.713	44.61	PK-U	36.1	-30.7	0	50.01	-	-	74	-23.99	-	-	222	151	H
* 7.713	33.71	ADR	36.1	-30.7	0	39.11	54	-14.89	-	-	-	-	222	151	H
* 7.713	46.17	PK-U	36.1	-30.8	0	51.47	-	-	74	-22.53	-	-	91	139	V
* 7.713	37.52	ADR	36.1	-30.8	0	42.82	54	-11.18	-	-	-	-	91	139	V

* - indicates frequency in CFR15.205/IC7.2.2 Restricted Band

PK-U - U-NII: Maximum Peak

ADR - U-NII AD primary method, RMS average

UL Korea, Ltd. Confidential
This report shall not be reproduced except in full, without the written approval of UL Korea, Ltd.

HIGH CHANNEL HORIZONTAL

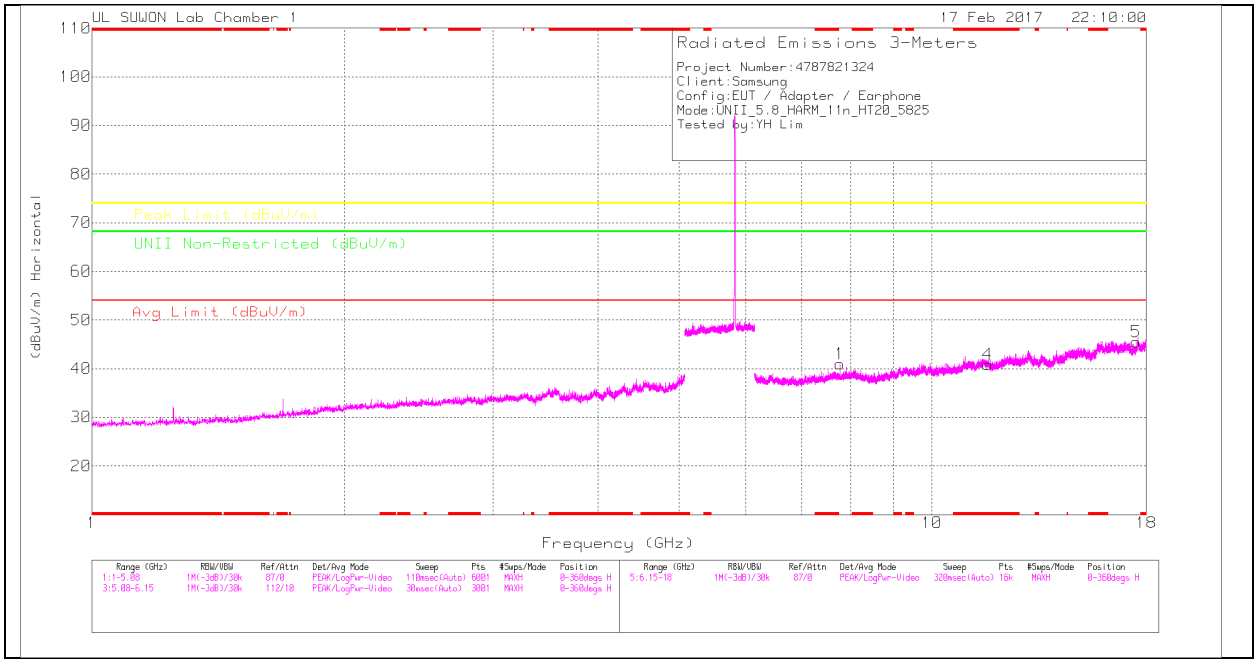

HIGH CHANNEL VERTICAL

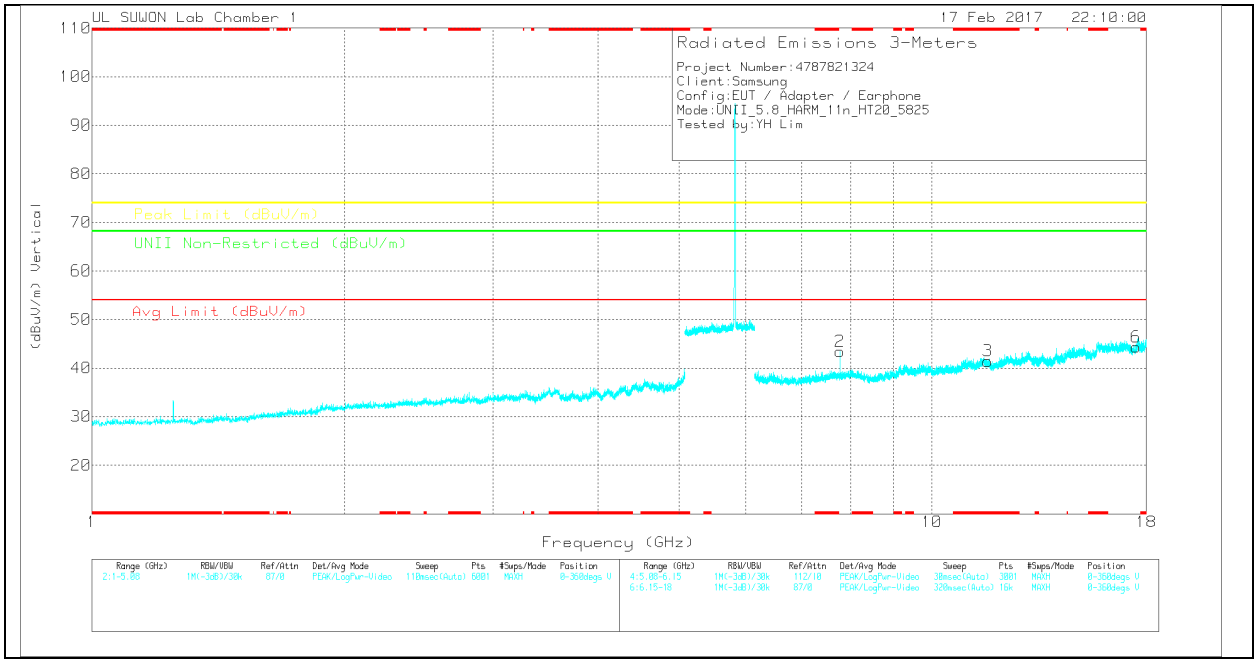

Note: Emission was scanned up to 40GHz; No emissions were detected above the noise floor which was at least 20dB below the specification limit.

UL Korea, Ltd. Confidential
This report shall not be reproduced except in full, without the written approval of UL Korea, Ltd.

HIGH CHANNEL DATA

Trace Markers

Marker	Frequency (GHz)	Meter Reading (dBuV)	Det	3117(001688717)_150619	6Ghz_HP(dB)	DC Corr (dB)	Corrected Reading (dBuV/m)	Avg Limit (dBuV/m)	Margin (dB)	Peak Limit (dBuV/m)	Margin (dB)	UNII Non-Restricted (dBuV/m)	Margin (dB)	Azimuth (Degs)	Height (cm)	Polarity
1	7.767	35.54	Pk	36.2	-30.8	0	40.94	-	-	-	-	68.2	-27.26	0-360	250	H
4	* 11.653	30.67	Pk	38.7	-28.5	0	40.87	-	-	74	-33.13	-	-	0-360	250	H
5	17.501	27.48	Pk	41.1	-23.1	0	45.48	-	-	-	-	68.2	-22.72	0-360	250	H
2	7.767	38.03	Pk	36.2	-30.8	0	43.43	-	-	-	-	68.2	-24.77	0-360	150	V
3	* 11.651	31.33	Pk	38.7	-28.6	0	41.43	-	-	74	-32.57	-	-	0-360	150	V
6	17.488	26.48	Pk	41.1	-23.2	0	44.38	-	-	-	-	68.2	-23.82	0-360	250	V

* - indicates frequency in CFR15.205/IC7.2.2 Restricted Band

Pk – Peak detector

Radiated Emissions

Frequency (GHz)	Meter Reading (dBuV)	Det	3117(00168717)_150619	6Ghz_HP(dB)	DC Corr (dB)	Corrected Reading (dBuV/m)	Avg Limit (dBuV/m)	Margin (dB)	Peak Limit (dBuV/m)	Margin (dB)	UNII Non-Restricted (dBuV/m)	Margin (dB)	Azimuth (Degs)	Height (cm)	Polarity
7.767	44.35	PK-U	36.2	-30.8	0	49.75	-	-	-	-	68.2	-18.45	292	281	H
7.767	33.78	ADR	36.2	-30.8	0	39.18	54	-14.82	-	-	-	-	292	281	H
7.766	46.13	PK-U	36.2	-30.8	0	51.53	-	-	-	-	68.2	-16.67	89	153	V
7.767	38.17	ADR	36.2	-30.8	0	43.57	54	-10.43	-	-	-	-	89	153	V

* - indicates frequency in CFR15.205/IC7.2.2 Restricted Band

PK-U - U-NII: Maximum Peak

ADR - U-NII AD primary method, RMS average

UL Korea, Ltd. Confidential
This report shall not be reproduced except in full, without the written approval of UL Korea, Ltd.

10.4.3. TX ABOVE 1GHz 802.11n HT40 2Tx CDD MODE IN THE 5.8GHz BAND BANDEDGE (LOW CHANNEL)

HORIZONTAL PEAK PLOT

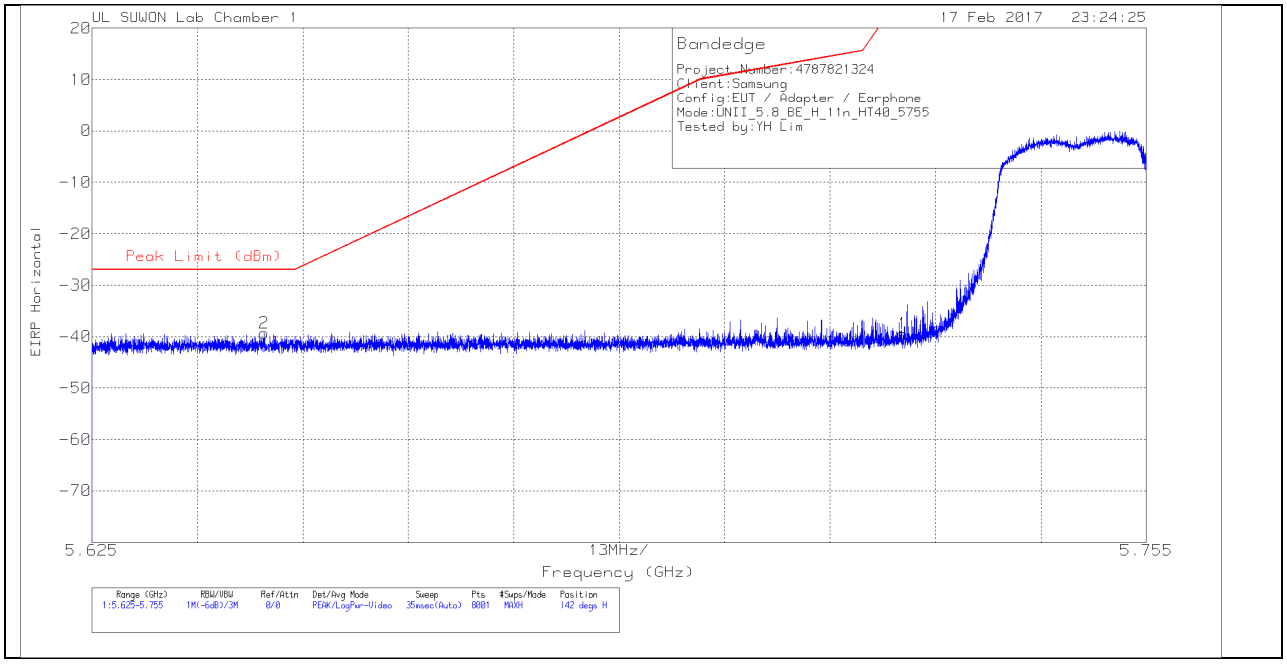

HORIZONTAL DATA

Trace Markers

Marker	Frequency (GHz)	Meter Reading (dBm)	Det	3117(00168717)_150619	10dB_Att(dB)	Conversion Factor (dB)	DC Corr (dB)	Corrected Reading EIRP	Peak Limit (dBm)	PK Margin (dB)	Azimuth (Degs)	Height (cm)	Polarity
1	5.725	-63.09	Pk	34.8	-22.9	11.8	0	-39.39	26.97	-66.36	142	103	H
2	5.646	-62.8	Pk	34.8	-23.1	11.8	0	-39.3	-27	-12.3	142	103	H

Pk - Peak detector

UL Korea, Ltd. Confidential
This report shall not be reproduced except in full, without the written approval of UL Korea, Ltd.

VERTICAL PEAK PLOT

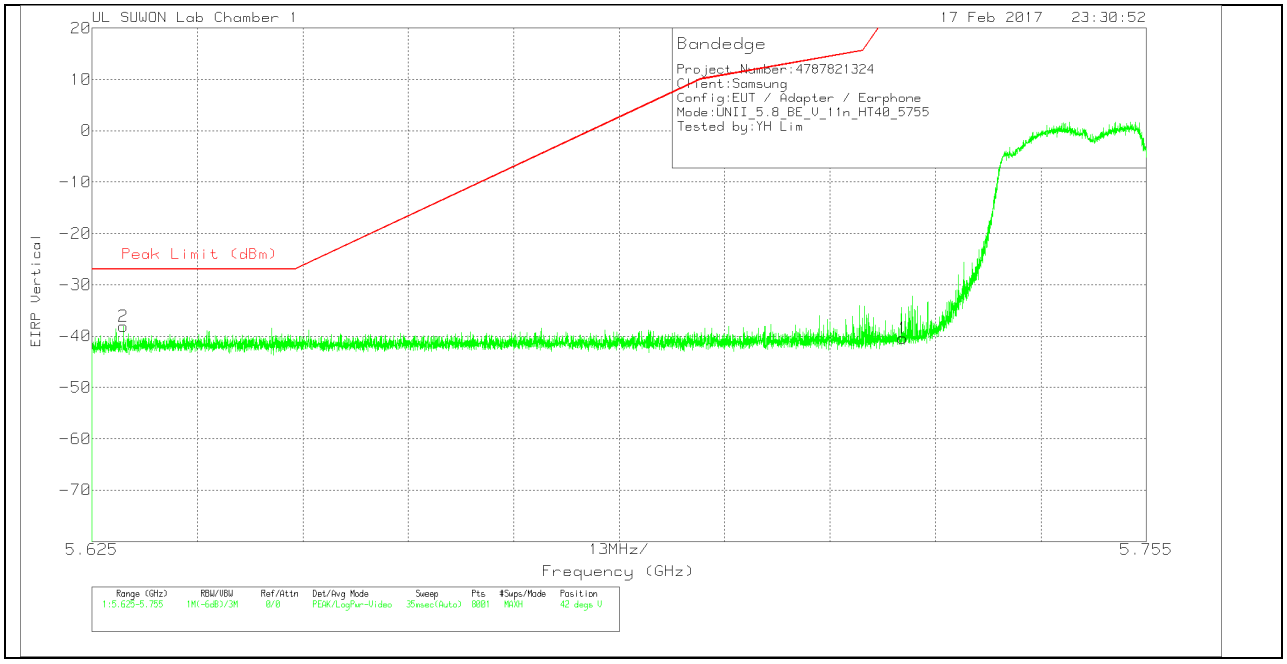

VERTICAL DATA

Trace Markers

Marker	Frequency (GHz)	Meter Reading (dBm)	Det	3117(00168717)_150619	10dB_Att(dB)	Conversion Factor (dB)	DC Corr (dB)	Corrected Reading EIRP	Peak Limit (dBm)	PK Margin (dB)	Azimuth (Degs)	Height (cm)	Polarity
1	5.725	-64.12	Pk	34.8	-22.9	11.8	0	-40.42	26.97	-67.39	42	264	V
2	5.629	-61.37	Pk	34.7	-23.2	11.8	0	-38.07	-27	-11.07	42	264	V

Pk - Peak detector

UL Korea, Ltd. Confidential
This report shall not be reproduced except in full, without the written approval of UL Korea, Ltd.

BANDEDGE (HIGH CHANNEL)

HORIZONTAL PEAK PLOT

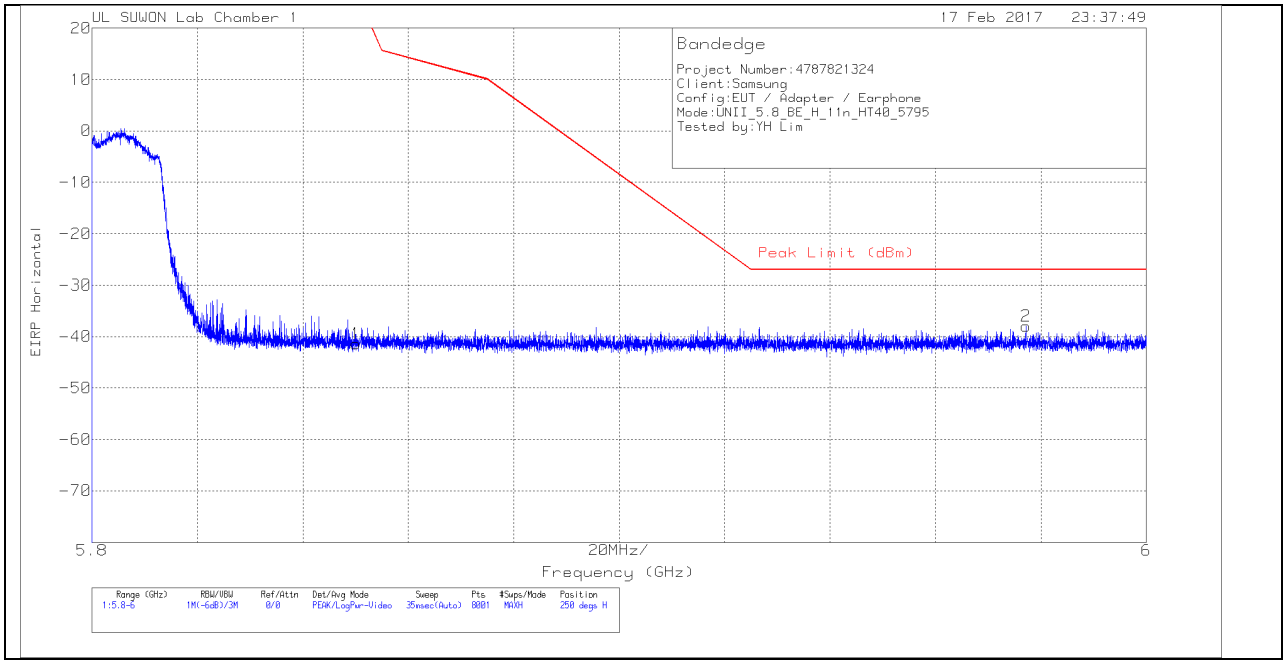

HORIZONTAL DATA

Trace Markers

Marker	Frequency (GHz)	Meter Reading (dBm)	Det	3117(00168717)_150619	Path_2	Conversion Factor (dB)	DC Corr (dB)	Corrected Reading EIRP	Peak Limit (dBm)	PK Margin (dB)	Azimuth (Degs)	Height (cm)	Polarity
1	5.85	-65.85	Pk	34.9	-22.2	11.8	0	-41.35	26.94	-68.29	250	375	H
2	5.977	-62.41	Pk	34.9	-22.3	11.8	0	-38.01	-27	-11.01	250	375	H

Pk - Peak detector

UL Korea, Ltd. Confidential
This report shall not be reproduced except in full, without the written approval of UL Korea, Ltd.

VERTICAL PEAK PLOT

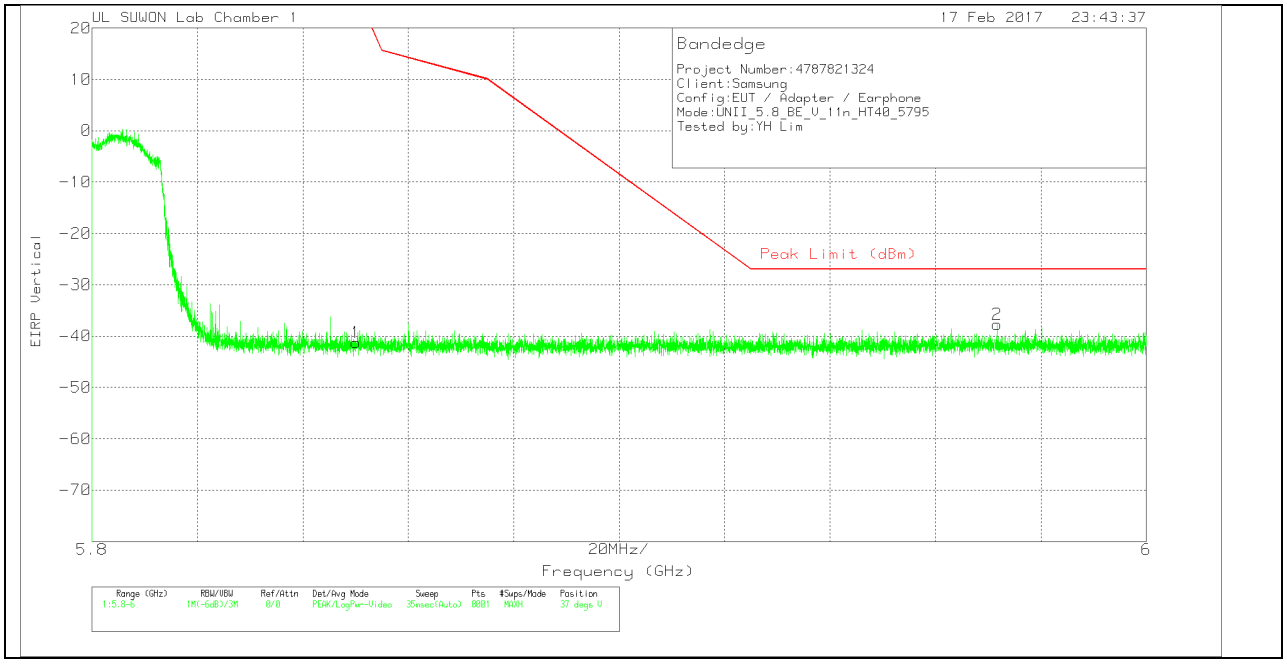

VERTICAL DATA

Trace Markers

Marker	Frequency (GHz)	Meter Reading (dBm)	Det	3117(00168717)_150619	Path_2	Conversion Factor (dB)	DC Corr (dB)	Corrected Reading EIRP	Peak Limit (dBm)	PK Margin (dB)	Azimuth (Degs)	Height (cm)	Polarity
1	5.85	-65.76	Pk	34.9	-22.2	11.8	0	-41.26	26.94	-68.2	37	256	V
2	5.972	-62.09	Pk	34.9	-22.3	11.8	0	-37.69	-27	-10.69	37	256	V

Pk - Peak detector

UL Korea, Ltd. Confidential
This report shall not be reproduced except in full, without the written approval of UL Korea, Ltd.

LOW CHANNEL HORIZONTAL

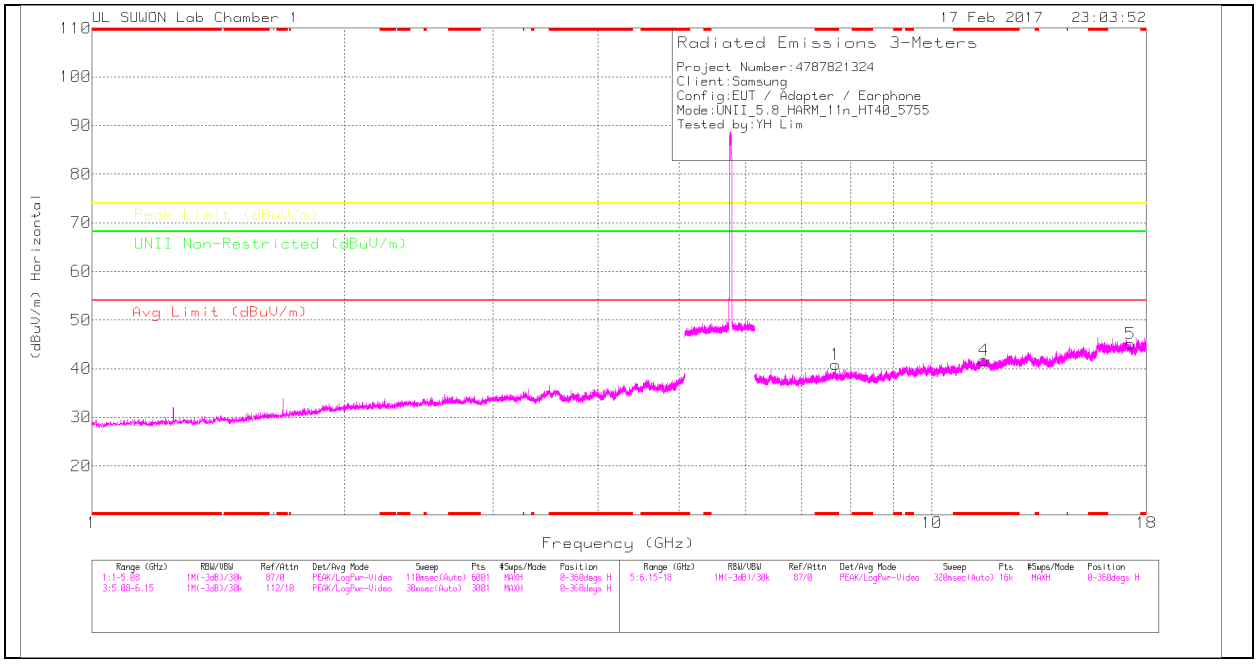

LOW CHANNEL VERTICAL

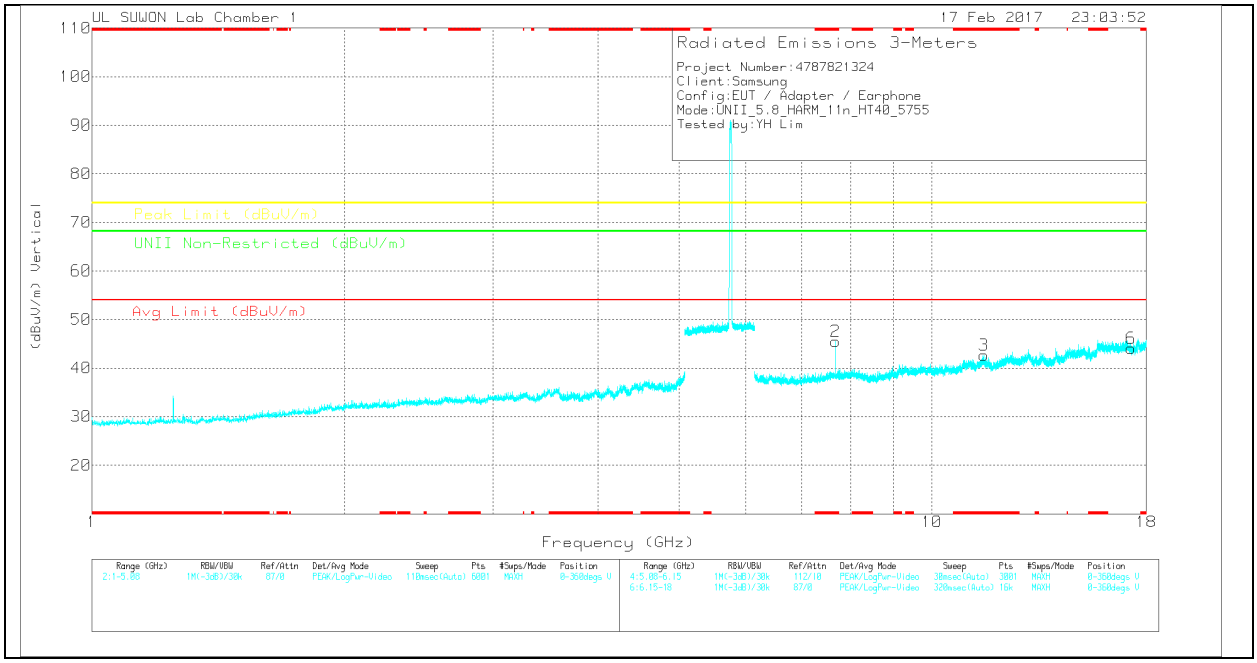

Note: Emission was scanned up to 40GHz; No emissions were detected above the noise floor which was at least 20dB below the specification limit.

UL Korea, Ltd. Confidential
This report shall not be reproduced except in full, without the written approval of UL Korea, Ltd.

LOW CHANNEL DATA

Trace Markers

Marker	Frequency (GHz)	Meter Reading (dBuV)	Det	3117(00168717)_150619	6Ghz_HP(dB)	DC Corr (dB)	Corrected Reading (dBuV/m)	Avg Limit (dBuV/m)	Margin (dB)	Peak Limit (dBuV/m)	Margin (dB)	UNII Non-Restricted (dBuV/m)	Margin (dB)	Azimuth (Degs)	Height (cm)	Polarity
1	* 7.673	35.42	Pk	36	-30.6	0	40.82	-	-	74	-33.18	-	-	0-360	150	H
4	* 11.529	30.89	Pk	38.6	-27.8	0	41.69	-	-	74	-32.31	-	-	0-360	150	H
5	17.225	26.36	Pk	41.2	-22.4	0	45.16	-	-	-	-	68.2	-23.04	0-360	250	H
2	* 7.673	40.05	Pk	36	-30.6	0	45.45	-	-	74	-28.55	-	-	0-360	150	V
3	* 11.53	31.84	Pk	38.6	-27.8	0	42.64	-	-	74	-31.36	-	-	0-360	150	V
6	17.26	25.97	Pk	41.2	-23.1	0	44.07	-	-	-	-	68.2	-24.13	0-360	150	V

* - indicates frequency in CFR15.205/IC7.2.2 Restricted Band

Pk – Peak detector

Radiated Emissions

Frequency (GHz)	Meter Reading (dBuV)	Det	3117(00168717)_150619	6Ghz_HP(dB)	DC Corr (dB)	Corrected Reading (dBuV/m)	Avg Limit (dBuV/m)	Margin (dB)	Peak Limit (dBuV/m)	Margin (dB)	UNII Non-Restricted (dBuV/m)	Margin (dB)	Azimuth (Degs)	Height (cm)	Polarity
* 7.673	45.38	PK-U	36	-30.6	0	50.78	-	-	74	-23.22	-	-	232	389	H
* 7.673	34.78	ADR	36	-30.6	0	40.18	54	-13.82	-	-	-	-	232	389	H
* 7.674	46.62	PK-U	36	-30.6	0	52.02	-	-	74	-21.98	-	-	3	119	V
* 7.673	37.52	ADR	36	-30.6	0	42.92	54	-11.08	-	-	-	-	3	119	V

* - indicates frequency in CFR15.205/IC7.2.2 Restricted Band

PK-U - U-NII: Maximum Peak

ADR - U-NII AD primary method, RMS average

UL Korea, Ltd. Confidential
This report shall not be reproduced except in full, without the written approval of UL Korea, Ltd.

HIGH CHANNEL HORIZONTAL

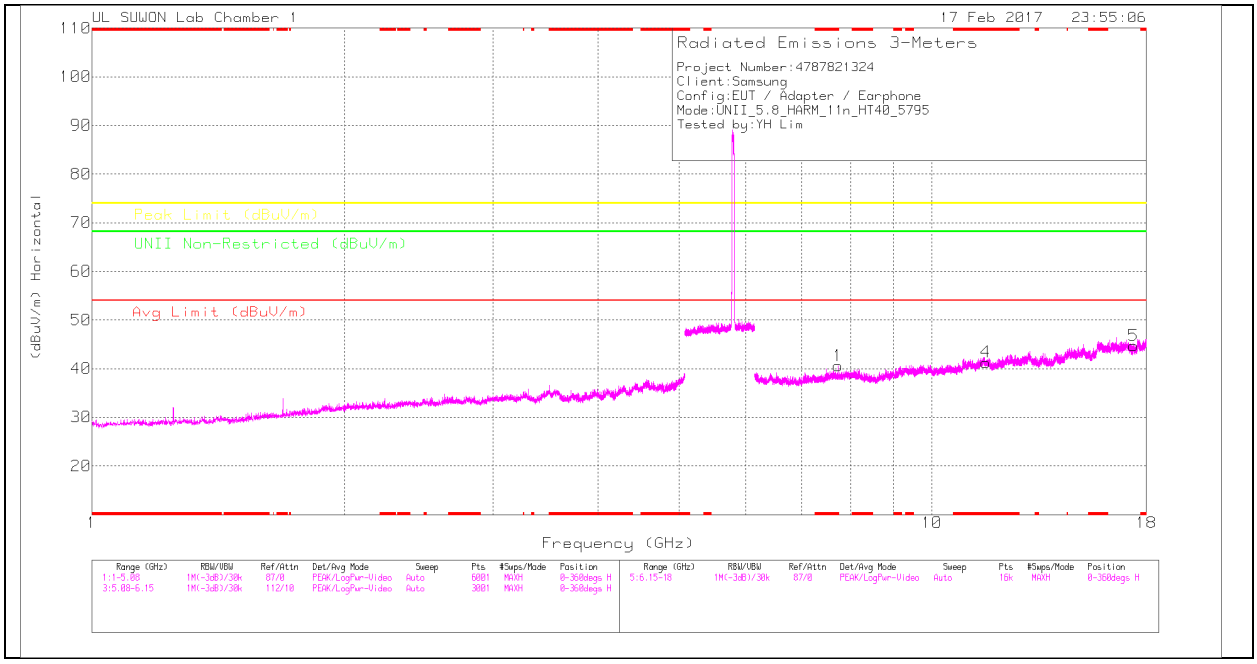

HIGH CHANNEL VERTICAL

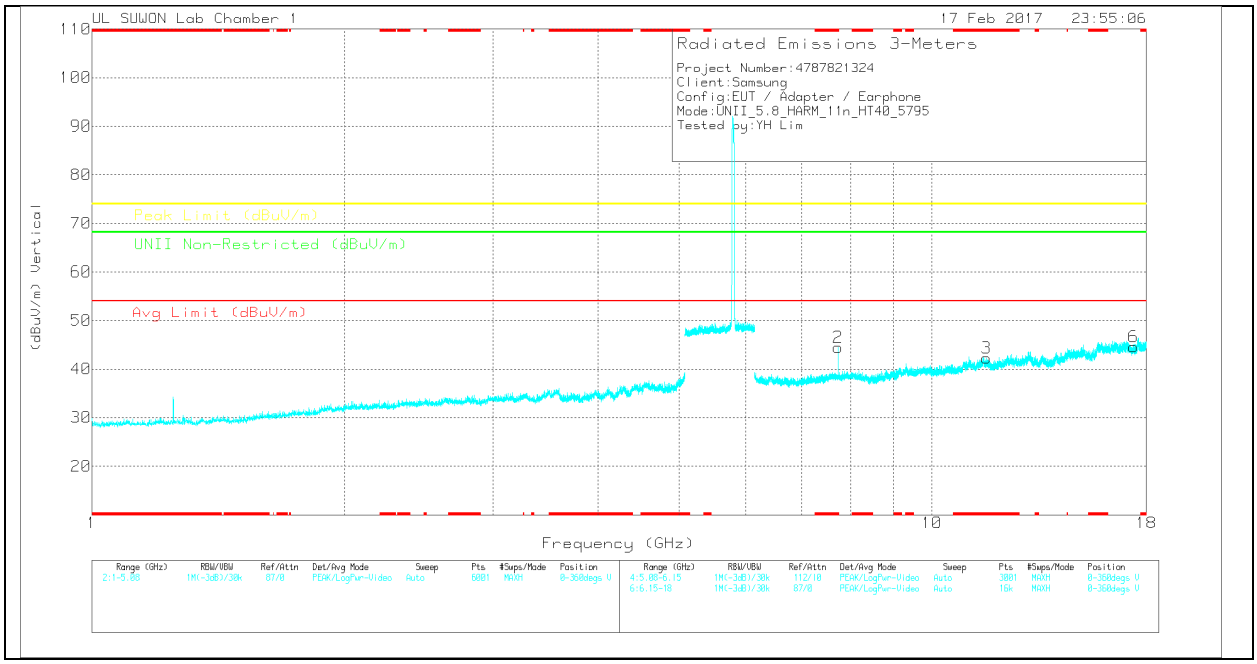

Note: Emission was scanned up to 40GHz; No emissions were detected above the noise floor which was at least 20dB below the specification limit.

UL Korea, Ltd. Confidential
This report shall not be reproduced except in full, without the written approval of UL Korea, Ltd.

HIGH CHANNEL DATA

Trace Markers

Marker	Frequency (GHz)	Meter Reading (dBuV)	Det	3117(00168717)_150619	6Ghz_HP(dB)	DC Corr (dB)	Corrected Reading (dBuV/m)	Avg Limit (dBuV/m)	Margin (dB)	Peak Limit (dBuV/m)	Margin (dB)	UNII Non-Restricted (dBuV/m)	Margin (dB)	Azimuth (Degs)	Height (cm)	Polarity
1	* 7.727	35.21	Pk	36.1	-30.7	0	40.61	-	-	74	-33.39	-	-	0-360	250	H
4	* 11.591	30.6	Pk	38.7	-28	0	41.3	-	-	74	-32.7	-	-	0-360	250	H
5	17.386	25.53	Pk	41.2	-22	0	44.73	-	-	-	-	68.2	-23.47	0-360	250	H
2	* 7.727	39.07	Pk	36.1	-30.7	0	44.47	-	-	74	-29.53	-	-	0-360	250	V
3	* 11.602	31.7	Pk	38.7	-28.1	0	42.3	-	-	74	-31.7	-	-	0-360	150	V
6	17.388	25.31	Pk	41.2	-21.9	0	44.61	-	-	-	-	68.2	-23.59	0-360	250	V

* - indicates frequency in CFR15.205/IC7.2.2 Restricted Band

Pk – Peak detector

Radiated Emissions

Frequency (GHz)	Meter Reading (dBuV)	Det	3117(00168717)_150619	6Ghz_HP(dB)	DC Corr (dB)	Corrected Reading (dBuV/m)	Avg Limit (dBuV/m)	Margin (dB)	Peak Limit (dBuV/m)	Margin (dB)	UNII Non-Restricted (dBuV/m)	Margin (dB)	Azimuth (Degs)	Height (cm)	Polarity
* 7.727	45.13	PK-U	36.1	-30.7	0	50.53	-	-	74	-23.47	-	-	248	353	H
* 7.727	35.88	ADR	36.1	-30.7	0	41.28	54	-12.72	-	-	-	-	248	353	H
* 7.727	45.79	PK-U	36.1	-30.7	0	51.19	-	-	74	-22.81	-	-	86	124	V
* 7.727	38.06	ADR	36.1	-30.7	0	43.46	54	-10.54	-	-	-	-	86	124	V

* - indicates frequency in CFR15.205/IC7.2.2 Restricted Band

PK-U - U-NII: Maximum Peak

ADR - U-NII AD primary method, RMS average

UL Korea, Ltd. Confidential
This report shall not be reproduced except in full, without the written approval of UL Korea, Ltd.

10.4.4. TX ABOVE 1GHz 802.11ac VHT80 2Tx CDD MODE IN THE 5.8GHz BAND BANDEDGE

HORIZONTAL PEAK PLOT

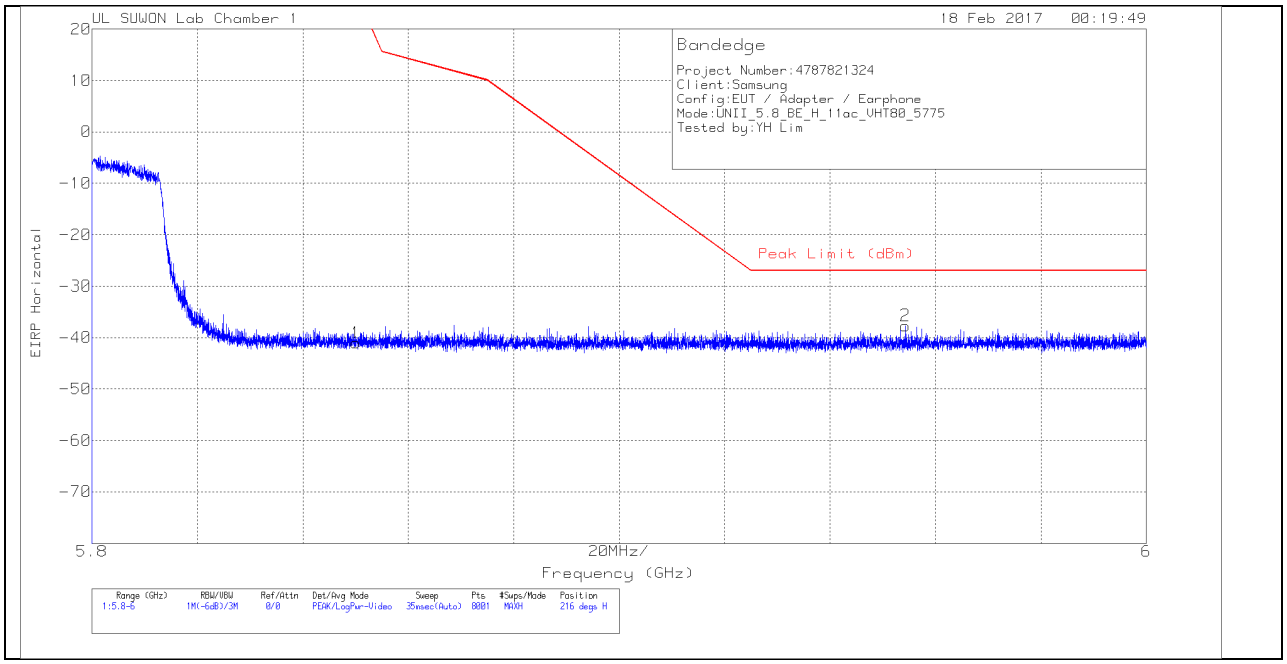

HORIZONTAL DATA

Trace Markers

Marker	Frequency (GHz)	Meter Reading (dBm)	Det	3117(00168717)_150619	Path_2	Conversion Factor (dB)	DC Corr (dB)	Corrected Reading EIRP	Peak Limit (dBm)	PK Margin (dB)	Azimuth (Degs)	Height (cm)	Polarity
1	5.85	-65.55	Pk	34.9	-22.2	11.8	0	-41.05	26.94	-67.99	216	301	H
2	5.954	-61.96	Pk	34.9	-22.4	11.8	0	-37.66	-27	-10.66	216	301	H

Pk - Peak detector

UL Korea, Ltd. Confidential
This report shall not be reproduced except in full, without the written approval of UL Korea, Ltd.

VERTICAL PEAK PLOT

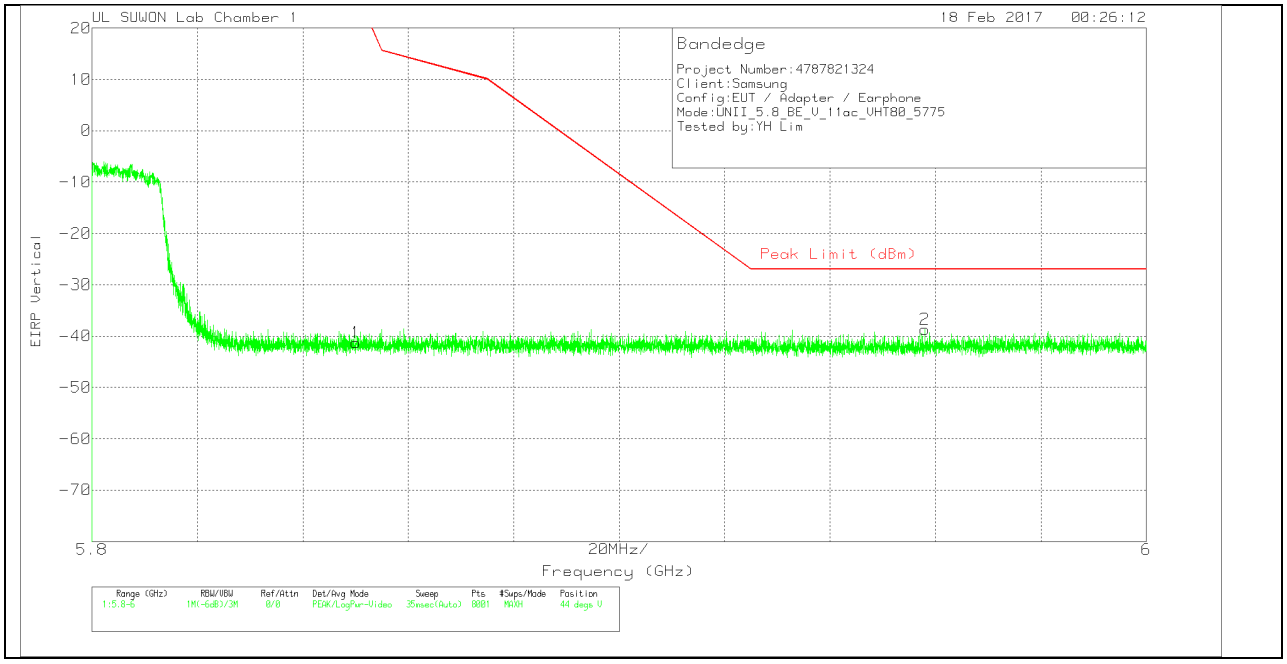

VERTICAL DATA

Trace Markers

Marker	Frequency (GHz)	Meter Reading (dBm)	Det	3117(00168717)_150619	10dB_Att(dB)	Conversion Factor (dB)	DC Corr (dB)	Corrected Reading EIRP	Peak Limit (dBm)	PK Margin (dB)	Azimuth (Degs)	Height (cm)	Polarity
1	5.85	-65.68	Pk	34.9	-22.3	11.8	0	-41.28	26.94	-68.22	44	236	V
2	5.958	-62.85	Pk	34.9	-22.6	11.8	0	-38.75	-27	-11.75	44	236	V

Pk - Peak detector

UL Korea, Ltd. Confidential
This report shall not be reproduced except in full, without the written approval of UL Korea, Ltd.

MID CHANNEL HORIZONTAL

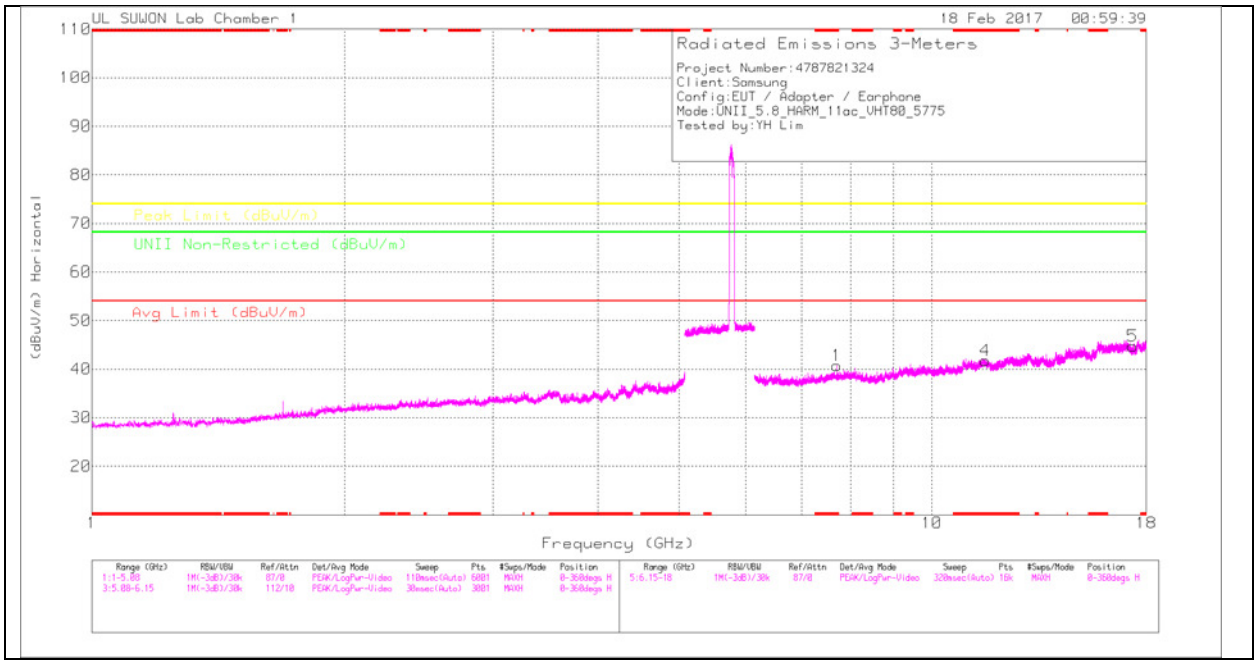

MID CHANNEL VERTICAL

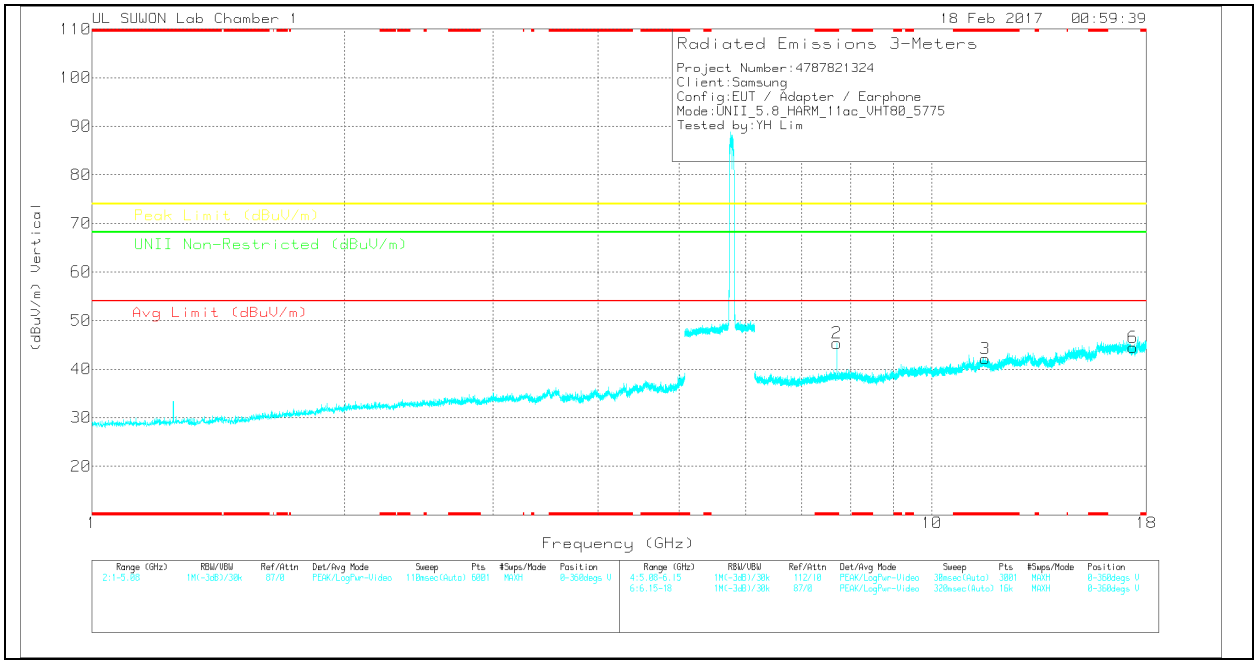

Note: Emission was scanned up to 40GHz; No emissions were detected above the noise floor which was at least 20dB below the specification limit.

UL Korea, Ltd. Confidential
This report shall not be reproduced except in full, without the written approval of UL Korea, Ltd.

MID CHANNEL DATA

Trace Markers

Marker	Frequency (GHz)	Meter Reading (dBuV)	Det	3117(00168717)_150619	6Ghz_HP(dB)	DC Corr (dB)	Corrected Reading (dBuV/m)	Avg Limit (dBuV/m)	Margin (dB)	Peak Limit (dBuV/m)	Margin (dB)	UNII Non-Restricted (dBuV/m)	Margin (dB)	Azimuth (Degs)	Height (cm)	Polarity
1	* 7.7	35.35	Pk	36.1	-30.7	0	40.75	-	-	74	-33.25	-	-	0-360	150	H
4	* 11.563	30.8	Pk	38.7	-27.8	0	41.7	-	-	74	-32.3	-	-	0-360	250	H
5	17.333	26.45	Pk	41.2	-22.9	0	44.75	-	-	-	-	68.2	-23.45	0-360	250	H
2	* 7.7	39.91	Pk	36.1	-30.7	0	45.31	-	-	74	-28.69	-	-	0-360	150	V
3	* 11.569	31.3	Pk	38.7	-27.9	0	42.1	-	-	74	-31.9	-	-	0-360	150	V
6	17.339	26.04	Pk	41.2	-22.8	0	44.44	-	-	-	-	68.2	-23.76	0-360	150	V

* - indicates frequency in CFR15.205/IC7.2.2 Restricted Band

Pk – Peak detector

Radiated Emissions

Frequency (GHz)	Meter Reading (dBuV)	Det	3117(00168717)_150619	6Ghz_HP(dB)	DC Corr (dB)	Corrected Reading (dBuV/m)	Avg Limit (dBuV/m)	Margin (dB)	Peak Limit (dBuV/m)	Margin (dB)	UNII Non-Restricted (dBuV/m)	Margin (dB)	Azimuth (Degs)	Height (cm)	Polarity
* 7.7	45.83	PK-U	36.1	-30.7	0	51.23	-	-	74	-22.77	-	-	276	382	H
* 7.7	35.62	ADR	36.1	-30.7	0	41.02	54	-12.98	-	-	-	-	276	382	H
* 7.7	46.18	PK-U	36.1	-30.7	0	51.58	-	-	74	-22.42	-	-	90	115	V
* 7.7	37.54	ADR	36.1	-30.7	0	42.94	54	-11.06	-	-	-	-	90	115	V

* - indicates frequency in CFR15.205/IC7.2.2 Restricted Band

PK-U - U-NII: Maximum Peak

ADR - U-NII AD primary method, RMS average

UL Korea, Ltd. Confidential
This report shall not be reproduced except in full, without the written approval of UL Korea, Ltd.

11. WORST-CASE BELOW 1 GHz (in the 5.3 GHz Band)

SPURIOUS EMISSIONS 30 TO 1000 MHz (WORST-CASE CONFIGURATION, HORIZONTAL)

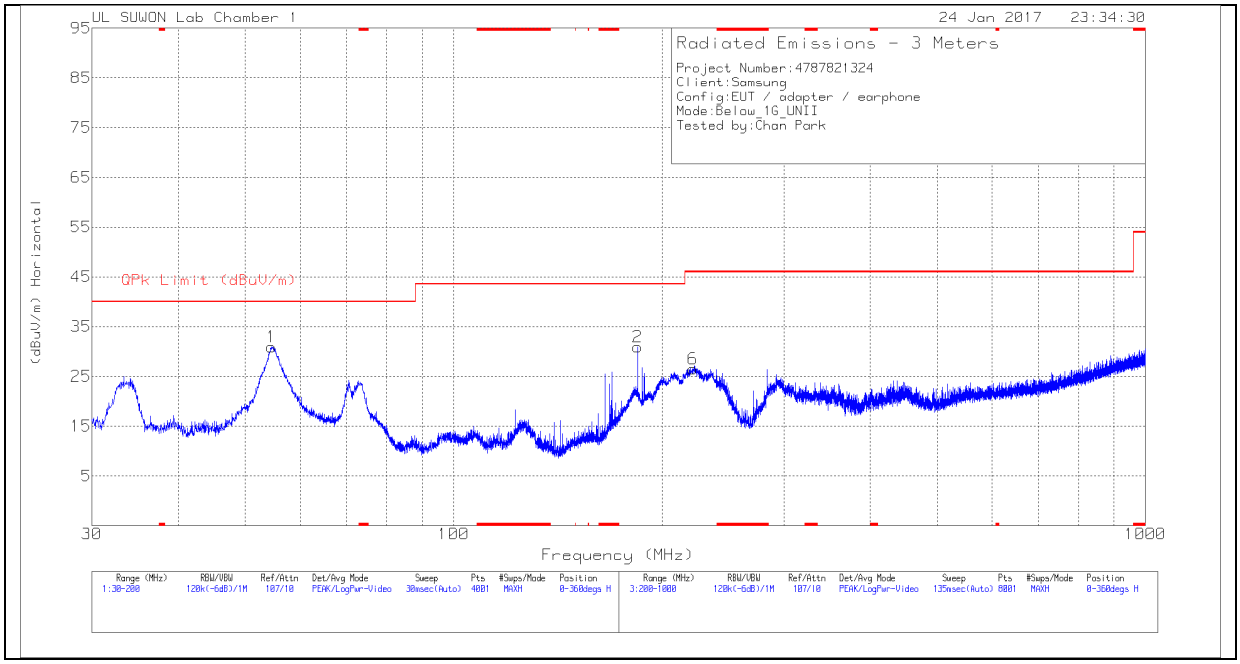

SPURIOUS EMISSIONS 30 TO 1000 MHz (WORST-CASE CONFIGURATION, VERTICAL)

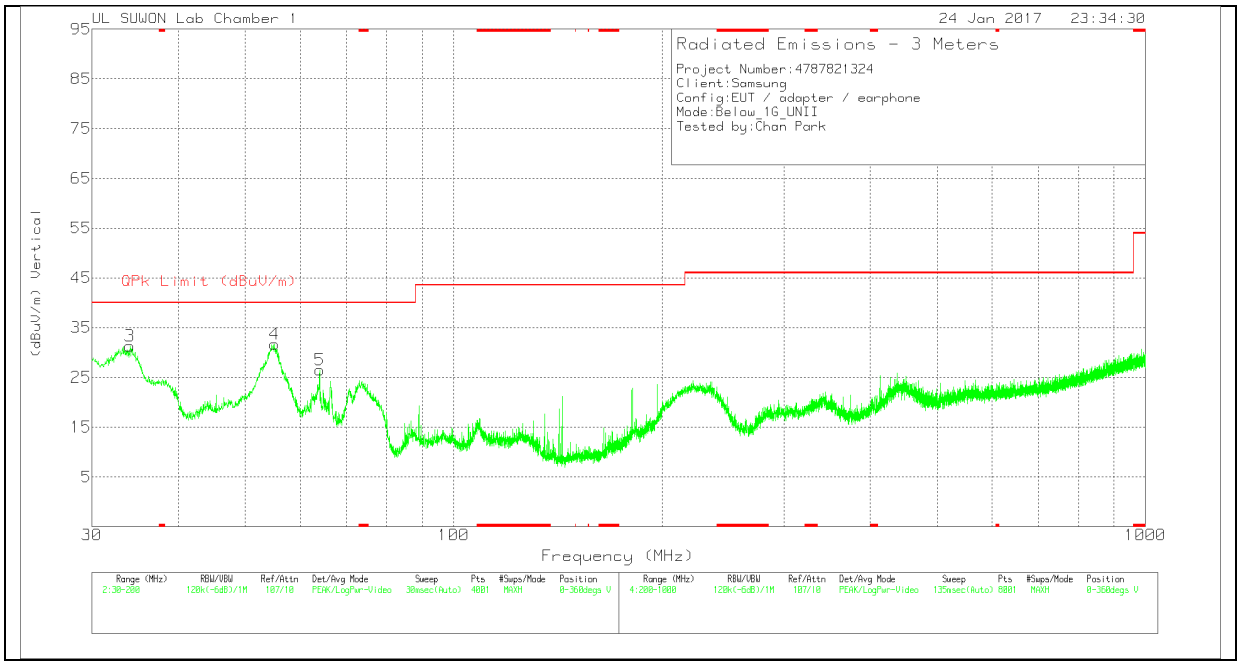

UL Korea, Ltd. Confidential
This report shall not be reproduced except in full, without the written approval of UL Korea, Ltd.

Below 1G Data

Trace Markers

Marker	Frequency (MHz)	Meter Reading (dBuV)	Det	VULB9163-750	Bi-Log	Corrected Reading (dBuV/m)	QPk Limit (dBuV/m)	Margin (dB)	Azimuth (Degs)	Height (cm)	Polarity
1	54.565	47.66	Pk	13.3	-30	30.96	40	-9.04	0-360	400	H
2	184.53	49.38	Pk	9.8	-28.3	30.88	43.52	-12.64	0-360	200	H
3	34.0375	51.32	Pk	10.4	-30.4	31.32	40	-8.68	0-360	100	V
4	55.075	48.54	Pk	13.2	-30	31.74	40	-8.26	0-360	300	V
5	64	44.95	Pk	11.4	-29.9	26.45	40	-13.55	0-360	100	V
6	221.9	42.69	Pk	11.8	-28	26.49	46.02	-19.53	0-360	100	H

Pk - Peak detector

UL Korea, Ltd. Confidential
This report shall not be reproduced except in full, without the written approval of UL Korea, Ltd.

12. AC POWER LINE CONDUCTED EMISSIONS

LIMITS

FCC §15.207 (a)
IC RSS-GEN Clause 8.8

Frequency of Emission (MHz)	Conducted Limit (dBuV)	
	Quasi-peak	Average
0.15-0.5	66 to 56 *	56 to 46 *
0.5-5	56	46
5-30	60	50

* Decreases with the logarithm of the frequency.

TEST PROCEDURE

The EUT is placed on a non-conducting table 40 cm from the vertical ground plane and 80 cm above the horizontal ground plane. The EUT is configured in accordance with ANSI C63.10.

The receiver is set to a resolution bandwidth of 9 kHz. Peak detection is used unless otherwise noted as quasi-peak or average.

Line conducted data is recorded for both NEUTRAL and HOT lines.

RESULTS

UL Korea, Ltd. Confidential
This report shall not be reproduced except in full, without the written approval of UL Korea, Ltd.

6 WORST EMISSIONS

LINE 1 PLOT

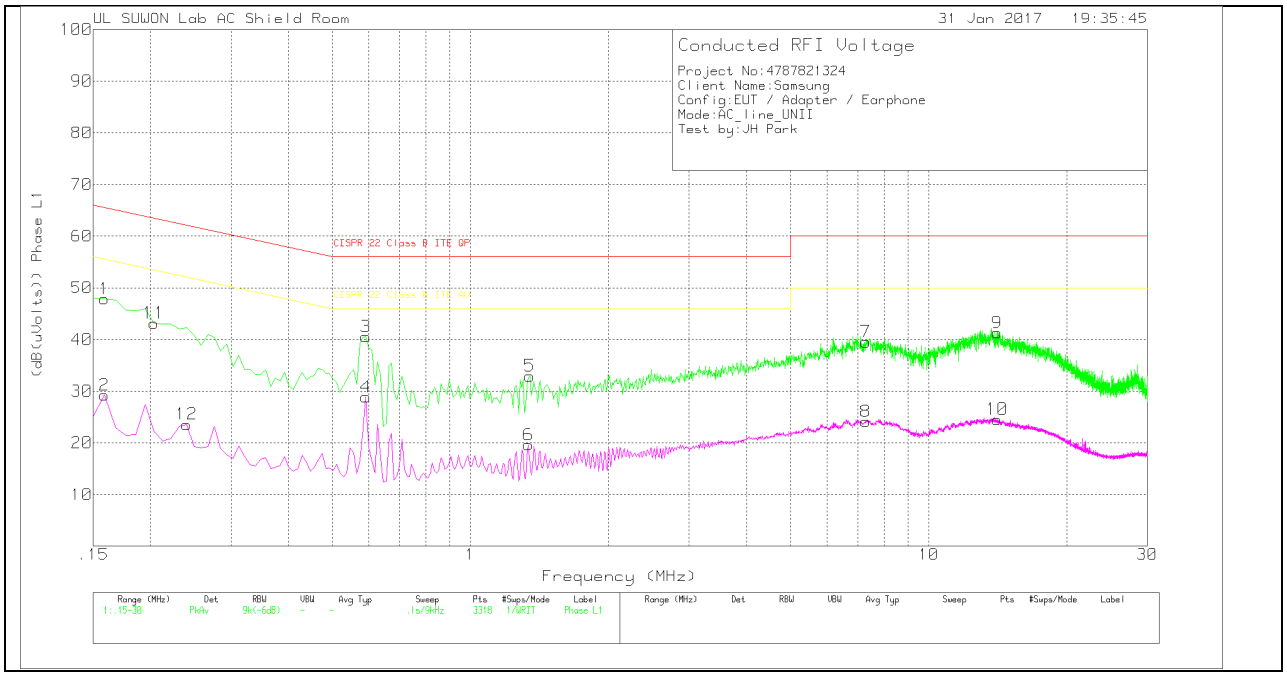

UL Korea, Ltd. Confidential
This report shall not be reproduced except in full, without the written approval of UL Korea, Ltd.

LINE 1 RESULTS

Trace Markers

Phase L1 .15 - 30MHz

Marker	Frequency (MHz)	Meter Reading (dBuV)	Det	101837_with ex-cord_L1	CE Shield Room	Corrected Reading (dB(uVolts))	CISPR 22 Class B ITE QP	Margin (dB)	CISPR 22 Class B ITE AV	Margin (dB)
1	.159	37.97	Pk	9.9	0	47.87	65.52	-17.65	-	-
2	.159	19.33	Av	9.9	0	29.23	-	-	55.52	-26.29
3	.591	30.65	Pk	9.9	0	40.55	56	-15.45	-	-
4	.591	19	Av	9.9	0	28.9	-	-	46	-17.1
5	1.347	23.05	Pk	9.8	.1	32.95	56	-23.05	-	-
6	1.338	9.74	Av	9.8	.1	19.64	-	-	46	-26.36
7	7.287	29.55	Pk	9.9	.1	39.55	60	-20.45	-	-
8	7.287	14.15	Av	9.9	.1	24.15	-	-	50	-25.85
9	14.1	30.98	Pk	10.1	.2	41.28	60	-18.72	-	-
10	14.1	14.25	Av	10.1	.2	24.55	-	-	50	-25.45
11	.204	33.26	Pk	9.9	0	43.16	63.45	-20.29	-	-
12	.24	13.89	Av	9.7	0	23.59	-	-	52.1	-28.51

Pk - Peak detector

Av - Average detection

UL Korea, Ltd. Confidential
This report shall not be reproduced except in full, without the written approval of UL Korea, Ltd.

LINE 2 PLOT

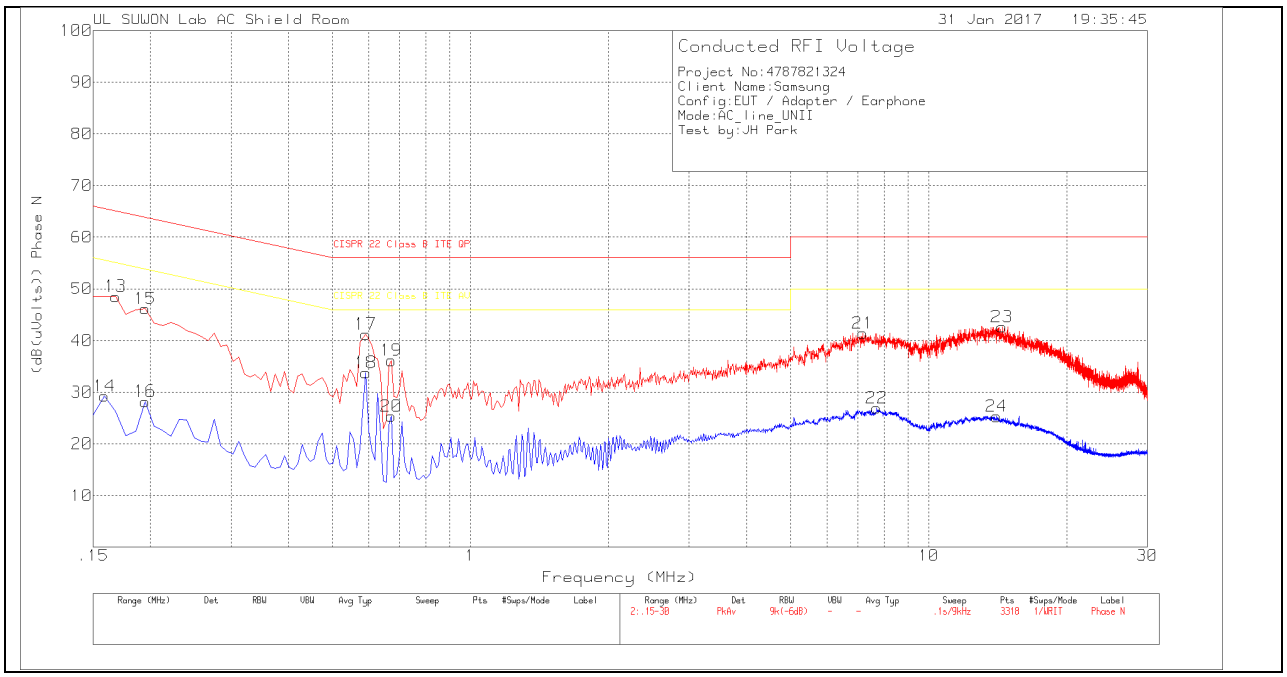

UL Korea, Ltd. Confidential
This report shall not be reproduced except in full, without the written approval of UL Korea, Ltd.

LINE 2 RESULTS

Trace Markers

Phase N .15 - 30MHz

Marker	Frequency (MHz)	Meter Reading (dBuV)	Det	101837_with ex-cord_N	CE Shield Room	Corrected Reading (dB(uVolts))	CISPR 22 Class B ITE QP	Margin (dB)	CISPR 22 Class B ITE AV	Margin (dB)
13	.168	38.52	Pk	10	0	48.52	65.06	-16.54	-	-
14	.159	19.36	Av	9.9	0	29.26	-	-	55.52	-26.26
15	.195	36.25	Pk	9.9	0	46.15	63.82	-17.67	-	-
16	.195	18.3	Av	9.9	0	28.2	-	-	53.82	-25.62
17	.591	31.31	Pk	9.9	0	41.21	56	-14.79	-	-
18	.591	23.88	Av	9.9	0	33.78	-	-	46	-12.22
19	.672	26.24	Pk	9.9	0	36.14	56	-19.86	-	-
20	.672	15.45	Av	9.9	0	25.35	-	-	46	-20.65
21	7.179	31.42	Pk	9.9	.1	41.42	60	-18.58	-	-
22	7.701	16.84	Av	10	.1	26.94	-	-	50	-23.06
23	14.451	32.12	Pk	10.3	.2	42.62	60	-17.38	-	-
24	14.055	14.82	Av	10.3	.2	25.32	-	-	50	-24.68

Pk - Peak detector

Av - Average detection

UL Korea, Ltd. Confidential
This report shall not be reproduced except in full, without the written approval of UL Korea, Ltd.

13. DYNAMIC FREQUENCY SELECTION

13.1. OVERVIEW

13.1.1. LIMITS

FCC

§15.407 (h), FCC KDB 905462 D02 “COMPLIANCE MEASUREMENT PROCEDURES FOR UNLICENSED-NATIONAL INFORMATION INFRASTRUCTURE DEVICES OPERATING IN THE 5250-5350 MHz AND 5470-5725 MHz BANDS INCORPORATING DYNAMIC FREQUENCY SELECTION” and KDB 905462 D03 “U-NII CLIENT DEVICES WITHOUT RADAR DETECTION CAPABILITY”.

UL Korea, Ltd. Confidential
This report shall not be reproduced except in full, without the written approval of UL Korea, Ltd.

Table 1: Applicability of DFS requirements prior to use of a channel

Requirement	Operational Mode		
	Master	Client (without radar detection)	Client (with radar detection)
Non-Occupancy Period	Yes	Not required	Yes
DFS Detection Threshold	Yes	Not required	Yes
Channel Availability Check Time	Yes	Not required	Not required
U-NII Detection Bandwidth	Yes	Not required	Yes

Table 2: Applicability of DFS requirements during normal operation

Requirement	Operational Mode		
	Master	Client **(without DFS)**	Client **(with DFS)**
DFS Detection Threshold	Yes	Not required	Yes
Channel Closing Transmission Time	Yes	Yes	Yes
Channel Move Time	Yes	Yes	Yes
U-NII Detection Bandwidth	Yes	Not required	Yes

Additional requirements for devices with multiple bandwidth modes	Master Device or Client with Radar DFS	Client (without DFS)
U-NII Detection Bandwidth and Statistical Performance Check	All BW modes must be tested	Not required
Channel Move Time and Channel Closing Transmission Time	Test using widest BW mode available	Test using the widest BW mode available for the link
All other tests	Any single BW mode	Not required
Note: Frequencies selected for statistical performance check (Section 7.8.4) should include several frequencies within the radar detection bandwidth and frequencies near the edge of the radar detection bandwidth. For 802.11 devices it is suggested to select frequencies in all 20 MHz channel blocks and a null frequency between the bonded 20 MHz channel blocks.		

UL Korea, Ltd. Confidential
This report shall not be reproduced except in full, without the written approval of UL Korea, Ltd.

Table 3: Interference Threshold values, Master or Client incorporating In-Service Monitoring

Maximum Transmit Power	Value (see notes)
E.I.R.P. ≥ 200 mill watt	-64 dBm
E.I.R.P. < 200 mill watt and power spectral density < 10 dBm/MHz	-62 dBm
E.I.R.P. < 200 mill watt that do not meet power spectral density requirement	-64 dBm
Note 1: This is the level at the input of the receiver assuming a 0 dBi receive antenna **Note 2:** Throughout these test procedures an additional 1 dB has been added to the amplitude of the test transmission waveforms to account for variations in measurement equipment. This will ensure that the test signal is at or above the detection threshold level to trigger a DFS response. **Note 3:** E.I.R.P. is based on the highest antenna gain. For MIMO devices refer to KDB publication 662911 D01.	

Table 4: DFS Response requirement values

Parameter	Value
Non-occupancy period	30 minutes
Channel Availability Check Time	60 seconds
Channel Move Time	10 seconds (See Note 1)
Channel Closing Transmission Time	200 milliseconds + approx. 60 milliseconds over remaining 10 second period. (See Notes 1 and 2)
U-NII Detection Bandwidth	Minimum 100% of the U-NII 99% transmission power bandwidth. (See Note 3)
Note 1: *Channel Move Time* and the *Channel Closing Transmission Time* should be performed with Radar Type 0. The measurement timing begins at the end of the Radar Type 0 burst. **Note 2:** The *Channel Closing Transmission Time* is comprised of 200 milliseconds starting at the beginning of the *Channel Move Time* plus any additional intermittent control signals required to facilitate a *Channel* move (an aggregate of 60 milliseconds) during the remainder of the 10 second period. The aggregate duration of control signals will not count quiet periods in between transmissions. **Note 3:** During the *U-NII Detection Bandwidth* detection test, radar type 0 should be used. For each frequency step the minimum percentage of detection is 90 percent. Measurements are performed with no data traffic.	

UL Korea, Ltd. Confidential
This report shall not be reproduced except in full, without the written approval of UL Korea, Ltd.

Table 5 – Short Pulse Radar Test Waveforms

Radar Type	Pulse Width (usec)	PRI (usec)	Pulses	Minimum Percentage of Successful Detection	Minimum Trials
0	1	1428	18	See Note 1	See Note 1
1	1	Test A: 15 unique PRI values randomly selected from the list of 23 PRI values in table 5a	Roundup: {(1/360) x (19 x 10^6 PRI_{usec})}	60%	30
		Test B: 15 unique PRI values randomly selected within the range of 518-3066 usec. With a minimum increment of 1 usec, excluding PRI values selected in Test A			
2	1-5	150-230	23-29	60%	30
3	6-10	200-500	16-18	60%	30
4	11-20	200-500	12-16	60%	30
Aggregate (Radar Types 1-4)				80%	120
Note 1: Short Pulse Radar Type 0 should be used for the *Detection Bandwidth* test, *Channel Move Time*, and *Channel Closing Time* tests.					

Table 6 – Long Pulse Radar Test Signal

Radar Waveform Type	Pulse Width (µsec)	Chirp Width (MHz)	PRI (µsec)	Pulses per Burst	Number of Bursts	Minimum Percentage of Successful Detection	Minimum Trials
5	50-100	5-20	1000-2000	1-3	8-20	80%	30

Table 7 – Frequency Hopping Radar Test Signal

Radar Waveform Type	Pulse Width (µsec)	PRI (µsec)	Pulses per Hop	Hopping Rate (kHz)	Hopping Sequence Length (msec)	Minimum Percentage of Successful Detection	Minimum Trials
6	1	333	9	0.333	300	70%	30

UL Korea, Ltd. Confidential
This report shall not be reproduced except in full, without the written approval of UL Korea, Ltd.

13.1.1. TEST AND MEASUREMENT SYSTEM

CONDUCTED METHOD SYSTEM BLOCK DIAGRAM

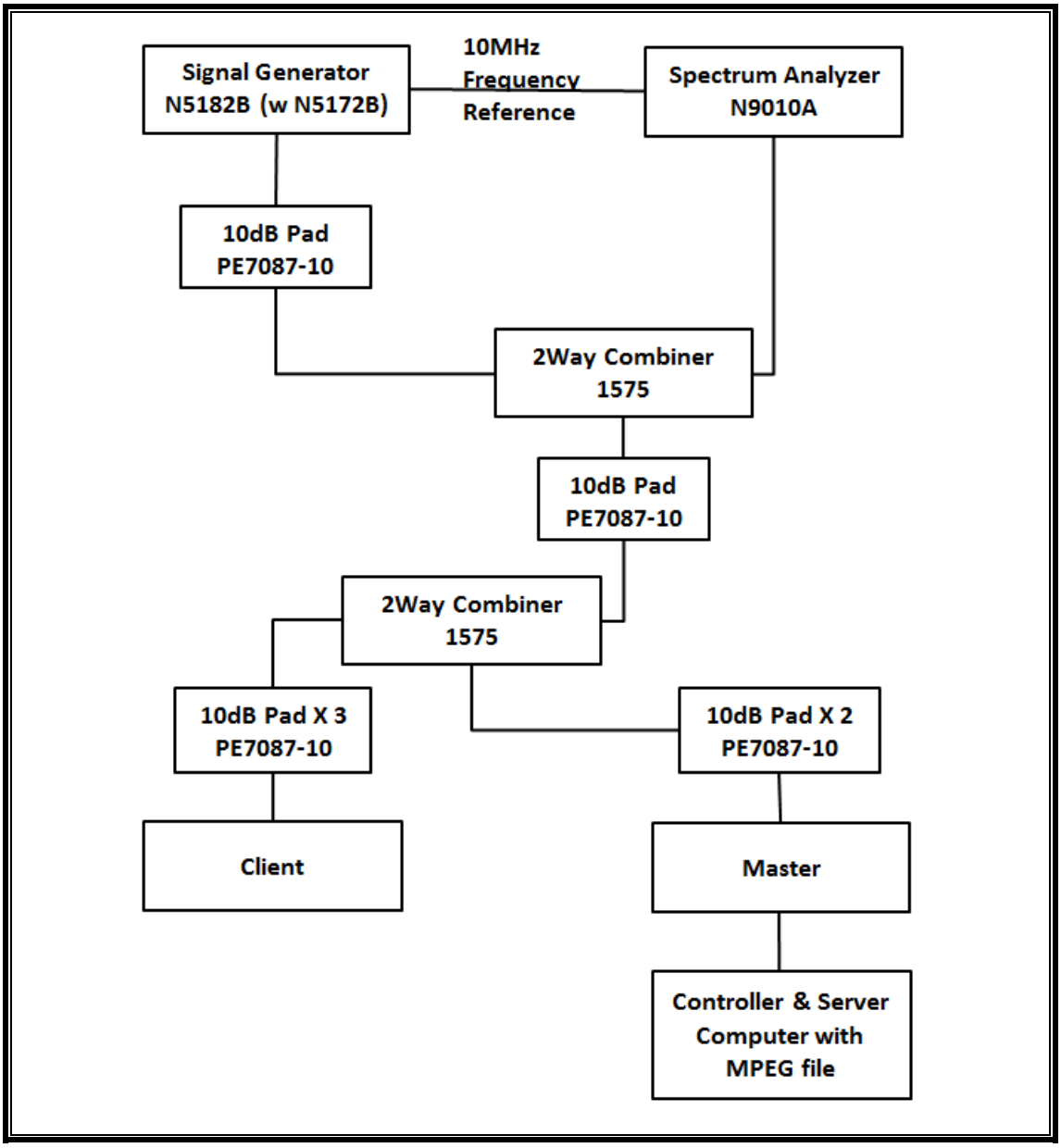

UL Korea, Ltd. Confidential
This report shall not be reproduced except in full, without the written approval of UL Korea, Ltd.

SYSTEM OVERVIEW

The short pulse and long pulse signal generating system utilizes the Keysite Signal Studio for Pulse Building as N5172B. The Vector Signal Generator has been validated by the NTIA. The hopping signal generating system utilizes the CCS simulated hopping method and system, which has been validated by the DoD, FCC and NTIA. The software selects waveform parameters from within the bounds of the signal type on a random basis using uniform distribution.

The short pulse types 1, 2, 3 and 4, and the long pulse type 5 parameters are randomized at run-time.

The hopping type 6 pulse parameters are fixed while the hopping sequence is based on the August 2005 NTIA Hopping Frequency List. The initial starting point randomized at run-time and each subsequent starting point is incremented by 475. Each frequency in the 100-length segment is compared to the boundaries of the EUT Detection Bandwidth and the software creates a hopping burst pattern in accordance with Section 7.4.1.3 Method #2 Simulated Frequency Hopping Radar Waveform Generating Subsystem of KDB 905462 D02. The frequency of the signal generator is incremented in 1 MHz steps from F_L to F_H for each successive trial. This incremental sequence is repeated as required to generate a minimum of 30 total trials and to maintain a uniform frequency distribution over the entire Detection Bandwidth.

The signal monitoring equipment consists of a spectrum analyzer. The aggregate ON time is calculated by multiplying the number of bins above a threshold during a particular observation period by the dwell time per bin, with the analyzer set to peak detection and max hold.

SYSTEM CALIBRATION

A 50-ohm load is connected in place of the spectrum analyzer, and the spectrum analyzer is connected to a horn antenna via a coaxial cable, with the reference level offset set to (horn antenna gain – coaxial cable loss). The signal generator is set to CW mode. The amplitude of the signal generator is adjusted to yield a level of –64 dBm as measured on the spectrum analyzer.

Without changing any of the instrument settings, the spectrum analyzer is reconnected to the Common port of the Spectrum Analyzer Combiner/Divider. The Reference Level Offset of the spectrum analyzer is adjusted so that the displayed amplitude of the signal is –64 dBm.

The spectrum analyzer displays the level of the signal generator as received at the antenna ports of the Master Device. The interference detection threshold may be varied from the calibrated value of –64 dBm and the spectrum analyzer will still indicate the level as received by the Master Device.

UL Korea, Ltd. Confidential
This report shall not be reproduced except in full, without the written approval of UL Korea, Ltd.

ADJUSTMENT OF DISPLAYED TRAFFIC LEVEL

A link is established between the Master and Slave and the distance between the units is adjusted as needed to provide a suitable received level at the Master and Slave devices. The video test file is streamed to generate WLAN traffic. The monitoring antenna is adjusted so that the WLAN traffic level, as displayed on the spectrum analyzer, is at lower amplitude than the radar detection threshold.

TEST AND MEASUREMENT EQUIPMENT

The following test and measurement equipment was utilized for the DFS tests documented in this report:

TEST EQUIPMENT LIST				
Description	**Manufacturer**	**Model**	**S/N**	**Cal Due**
Spectrum Analyzer, 7 GHz	Agilent / HP	N9010A	MY54200580	08-17-17
Vector Signal Generator, 6GHz	Agilent / HP	N5182B	MY53051241	08-16-17

UL Korea, Ltd. Confidential
This report shall not be reproduced except in full, without the written approval of UL Korea, Ltd.

13.1.2.SETUP OF EUT

CONDUCTED METHOD EUT TEST SETUP

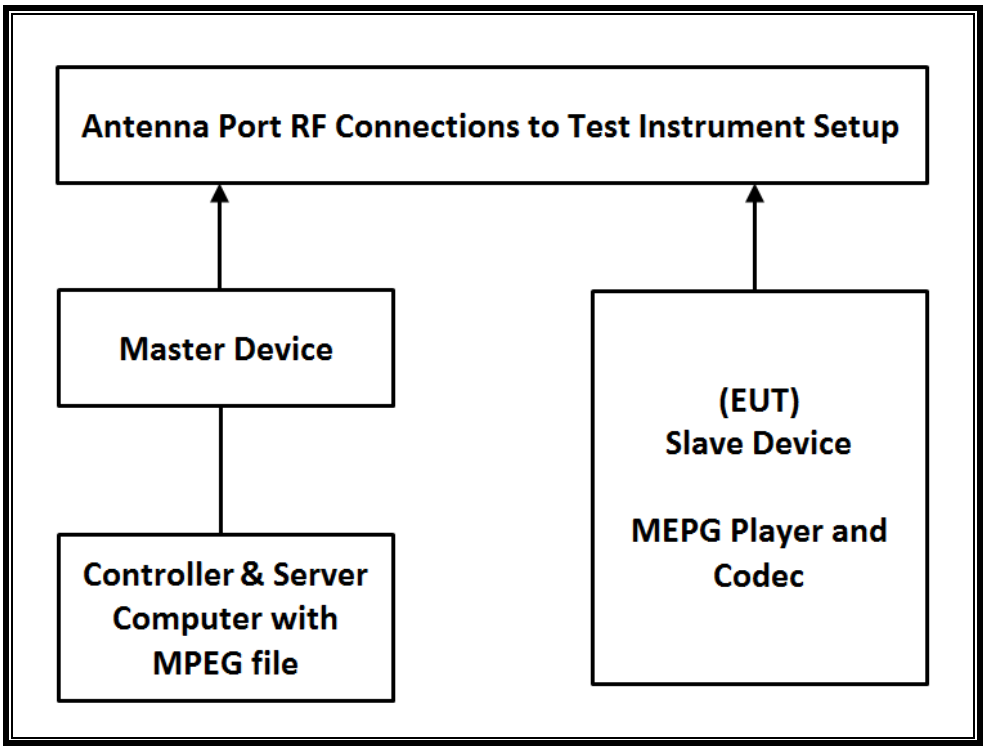

SUPPORT EQUIPMENT

The following support equipment was utilized for the DFS tests documented in this report:

PERIPHERAL SUPPORT EQUIPMENT LIST				
Description	**Manufacturer**	**Model**	**Serial Number**	**FCC ID**
Wireless Access Point	Cisco	AIR-CAP3702E-A-K9	FTX182276QX	LDK102087
Notebook PC (Controller/Server)	HP	HP EliteDesk 800 G1 TWR	CZC4125J25	DoC

UL Korea, Ltd. Confidential
This report shall not be reproduced except in full, without the written approval of UL Korea, Ltd.

13.1.3. DESCRIPTION OF EUT

The EUT operates over the 5250-5350 MHz and 5470-5725 MHz ranges.

The EUT is a Slave Device without Radar Detection.

The highest power level within these bands is 13.96 dBm in the 5250-5350 MHz band and 13.89 dBm in the 5470-5725 MHz band.

The antenna assembly utilized two antenna with the EUT one is -2.18 dBi, and the other is -1.84 dBi.

The rated output power of the Master unit is > 23dBm (EIRP). Therefore the required interference threshold level is –64 dBm. After correction for procedural adjustments, the required conducted threshold at the antenna port is –64 + 1 = -63 dBm.

The calibrated radiated DFS Detection Threshold level is set to –64 dBm. The tested level is lower than the required level hence it provides a margin to the limit.

The EUT uses one transmitter/receiver chain connected to an antenna to perform radiated tests.

WLAN traffic that meets or exceeds the minimum required loading was generated by transferring a data stream from the controller/server PC to the EUT using iPerf version 2.0.5 software package.

TPC is not required since the maximum EIRP is less than 500 mW (27 dBm).

The EUT utilizes the 802.11ac architecture. Three nominal channel bandwidths are implemented: 20 MHz, 40 MHz and 80 MHz.

The software installed in the access point is 12.4(25d)JA1.

UNIFORM CHANNEL SPREADING

This requirement is not applicable to Slave radio devices.

OVERVIEW OF MASTER DEVICE WITH RESPECT TO §15.407 (h) REQUIREMENTS

The Master Device is a Cisco Access Point, FCC ID: LDK102087. The minimum antenna gain for the Master Device is 6 dBi.

The rated output power of the Master unit is > 23dBm (EIRP). Therefore the required interference threshold level is –64 dBm. After correction for procedural adjustments, the required radiated threshold at the antenna port is –64 + 1 = -63 dBm.

The calibrated radiated DFS Detection Threshold level is set to –64 dBm. The tested level is lower than the required level hence it provides a margin to the limit.

UL Korea, Ltd. Confidential
This report shall not be reproduced except in full, without the written approval of UL Korea, Ltd.

13.2. RESULTS FOR 20 MHz BANDWIDTH

13.2.1. TEST CHANNEL

All tests were performed at a channel center frequency of 5500 MHz.

13.2.2. RADAR WAVEFORM AND TRAFFIC

RADAR WAVEFORM

SHORT PULSE RADAR TYPE 0 AT MASTER

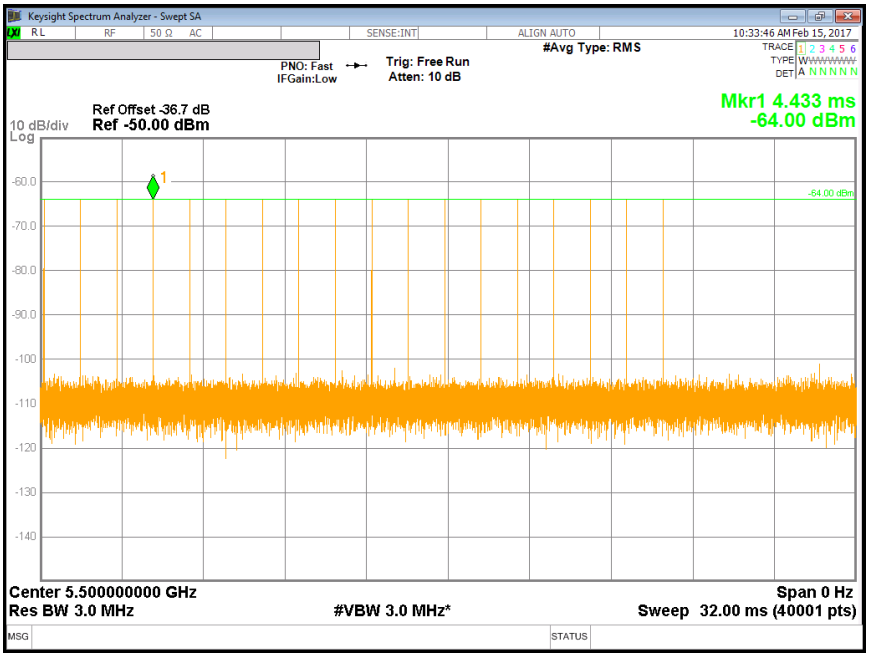

UL Korea, Ltd. Confidential
This report shall not be reproduced except in full, without the written approval of UL Korea, Ltd.

TRAFFIC

SLAVE TRAFFIC

UL Korea, Ltd. Confidential
This report shall not be reproduced except in full, without the written approval of UL Korea, Ltd.

13.2.3. OVERLAPPING CHANNEL TESTS

RESULTS

These tests are not applicable.

13.2.4. MOVE AND CLOSING TIME

REPORTING NOTES

The reference marker is set at the end of last radar pulse.

The delta marker is set at the end of the last WLAN transmission following the radar pulse. This delta is the channel move time.

The aggregate channel closing transmission time is calculated as follows:

Aggregate Transmission Time =
(Number of analyzer bins showing transmission) * (dwell time per bin)

The observation period over which the aggregate time is calculated begins at (Reference Marker + 200 msec) and ends no earlier than (Reference Marker + 10 sec).

RESULTS

Channel Move Time (sec)	Limit (sec)
0.561	10

Aggregate Channel Closing Transmission Time (msec)	Limit (msec)
3.000	60

UL Korea, Ltd. Confidential
This report shall not be reproduced except in full, without the written approval of UL Korea, Ltd.

MOVE TIME & CHANNEL CLOSING TIME

AGGREGATE CHANNEL CLOSING TRANSMISSION TIME

No transmissions are observed during the aggregate monitoring period.

MOVE TIME & AGGREGATE CHANNEL CLOSING TRANSMISSION TIME

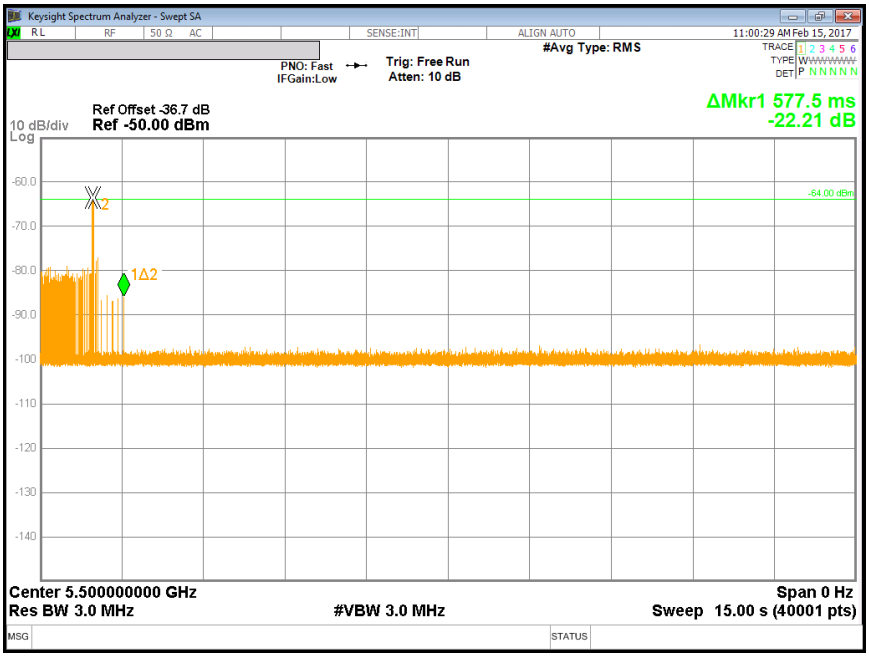

MOVE TIME & CLOSING TIME AT IN SERVICE MONITOR

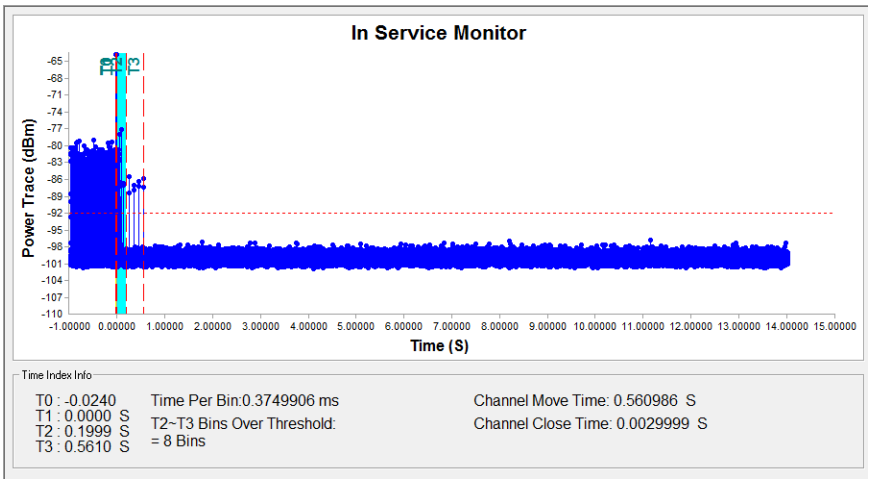

UL Korea, Ltd. Confidential
This report shall not be reproduced except in full, without the written approval of UL Korea, Ltd.

NON-OCCUPANCY PERIOD

RESULTS

No EUT transmissions were observed on the test channel during the 10-minute observation time.

10-MINUTE BEACON MONITORING PERIOD

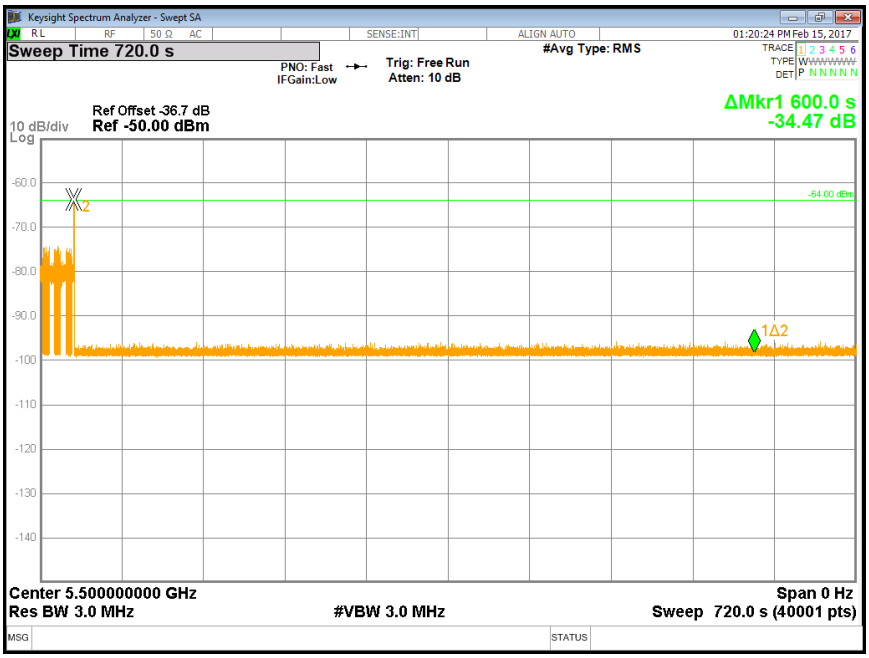

UL Korea, Ltd. Confidential
This report shall not be reproduced except in full, without the written approval of UL Korea, Ltd.

13.3. RESULTS FOR 40 MHz BANDWIDTH

13.3.1. TEST CHANNEL

All tests were performed at a channel center frequency of 5510 MHz.

13.3.2. RADAR WAVEFORM AND TRAFFIC

RADAR WAVEFORM

SHORT PULSE RADAR TYPE 0 AT MASTER

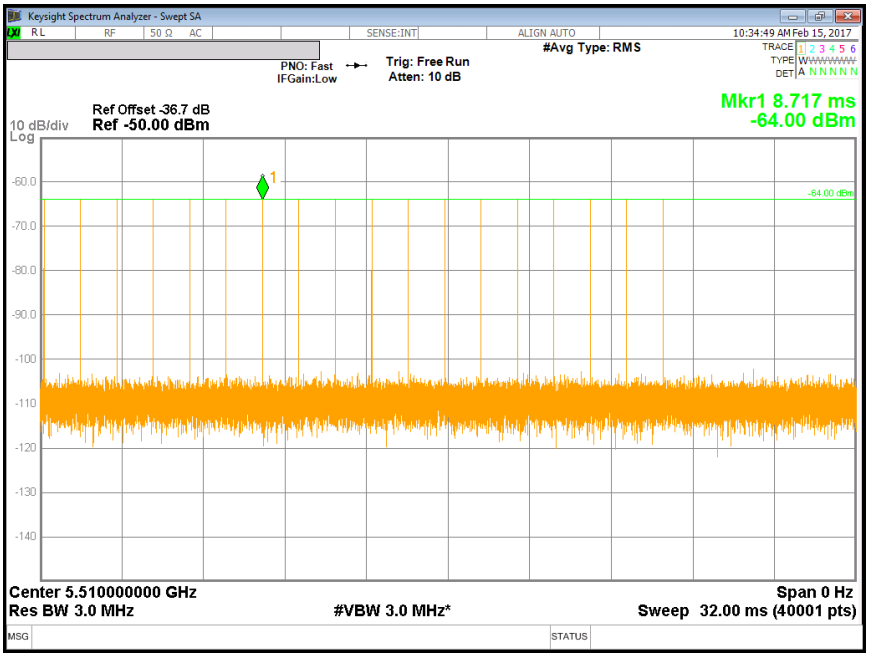

UL Korea, Ltd. Confidential
This report shall not be reproduced except in full, without the written approval of UL Korea, Ltd.

TRAFFIC

SLAVE TRAFFIC

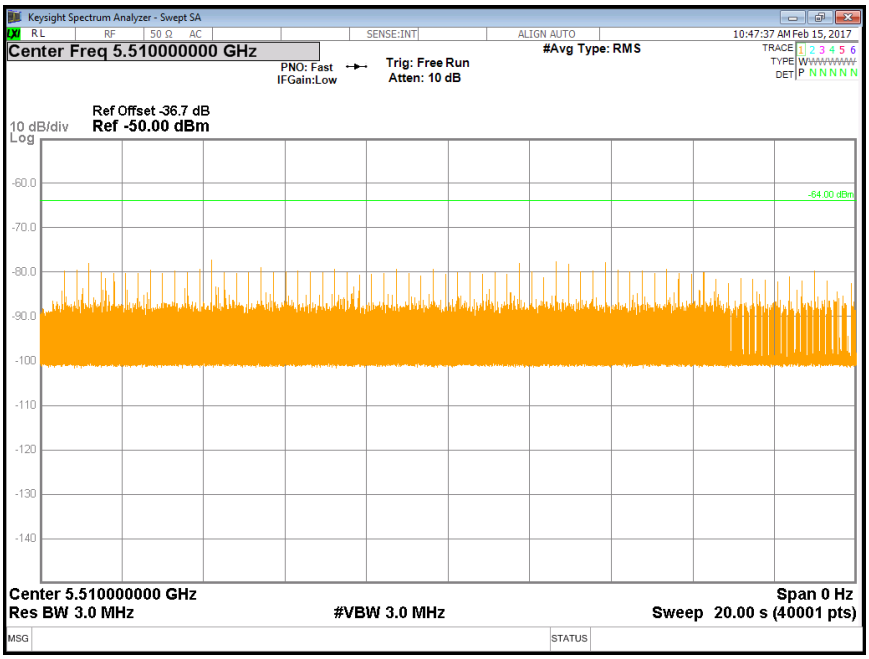

UL Korea, Ltd. Confidential
This report shall not be reproduced except in full, without the written approval of UL Korea, Ltd.

13.3.3. OVERLAPPING CHANNEL TESTS

RESULTS

These tests are not applicable.

13.3.4. MOVE AND CLOSING TIME

REPORTING NOTES

The reference marker is set at the end of last radar pulse.

The delta marker is set at the end of the last WLAN transmission following the radar pulse. This delta is the channel move time.

The aggregate channel closing transmission time is calculated as follows:

Aggregate Transmission Time =
(Number of analyzer bins showing transmission) * (dwell time per bin)

The observation period over which the aggregate time is calculated begins at (Reference Marker + 200 msec) and ends no earlier than (Reference Marker + 10 sec).

RESULTS

Channel Move Time (sec)	Limit (sec)
0.640	10

Aggregate Channel Closing Transmission Time (msec)	Limit (msec)
3.375	60

UL Korea, Ltd. Confidential
This report shall not be reproduced except in full, without the written approval of UL Korea, Ltd.

MOVE TIME & CHANNEL CLOSING TIME

AGGREGATE CHANNEL CLOSING TRANSMISSION TIME

No transmissions are observed during the aggregate monitoring period.

MOVE TIME & AGGREGATE CHANNEL CLOSING TRANSMISSION TIME

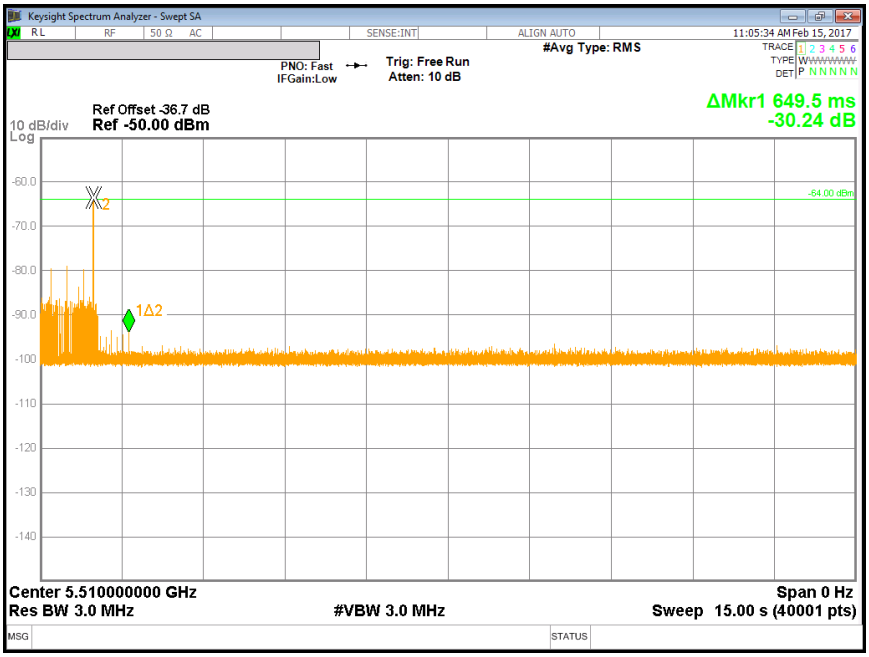

MOVE TIME & CLOSING TIME AT IN SERVICE MONITOR

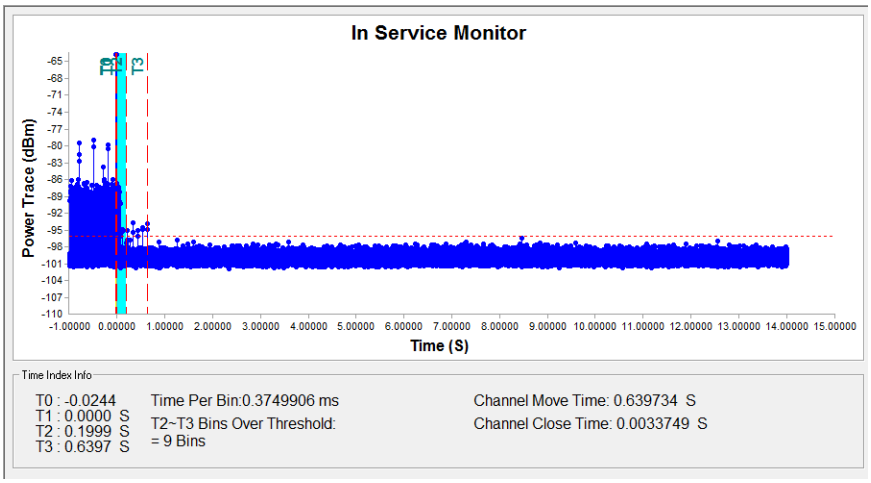

UL Korea, Ltd. Confidential
This report shall not be reproduced except in full, without the written approval of UL Korea, Ltd.

NON-OCCUPANCY PERIOD

RESULTS

No EUT transmissions were observed on the test channel during the 10-minute observation time.

10-MINUTE BEACON MONITORING PERIOD

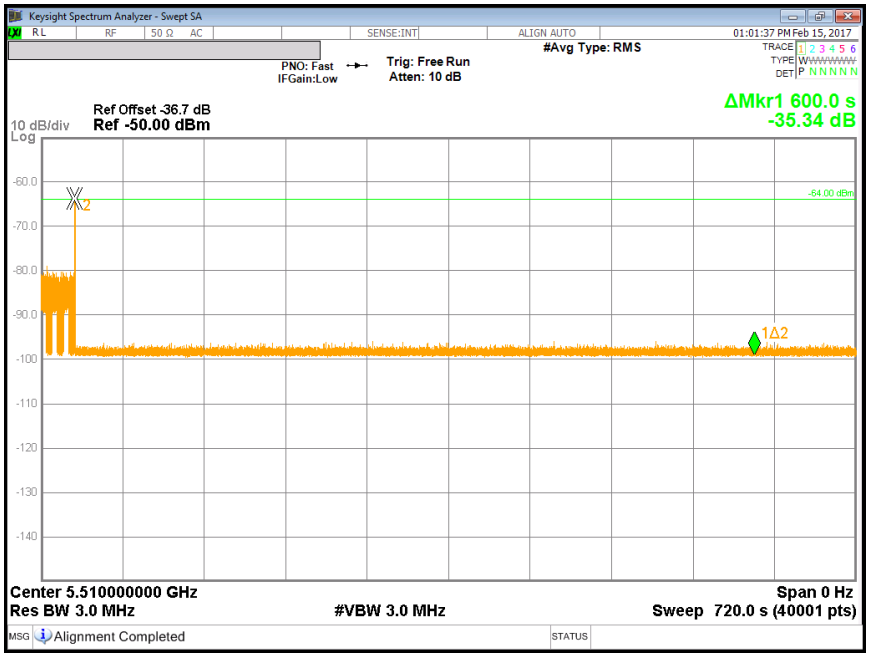

UL Korea, Ltd. Confidential
This report shall not be reproduced except in full, without the written approval of UL Korea, Ltd.

13.4. RESULTS FOR 80 MHz BANDWIDTH

13.4.1. TEST CHANNEL

All tests were performed at a channel center frequency of 5530 MHz.

13.4.2. RADAR WAVEFORM AND TRAFFIC

RADAR WAVEFORM

SHORT PULSE RADAR TYPE 0 AT MASTER

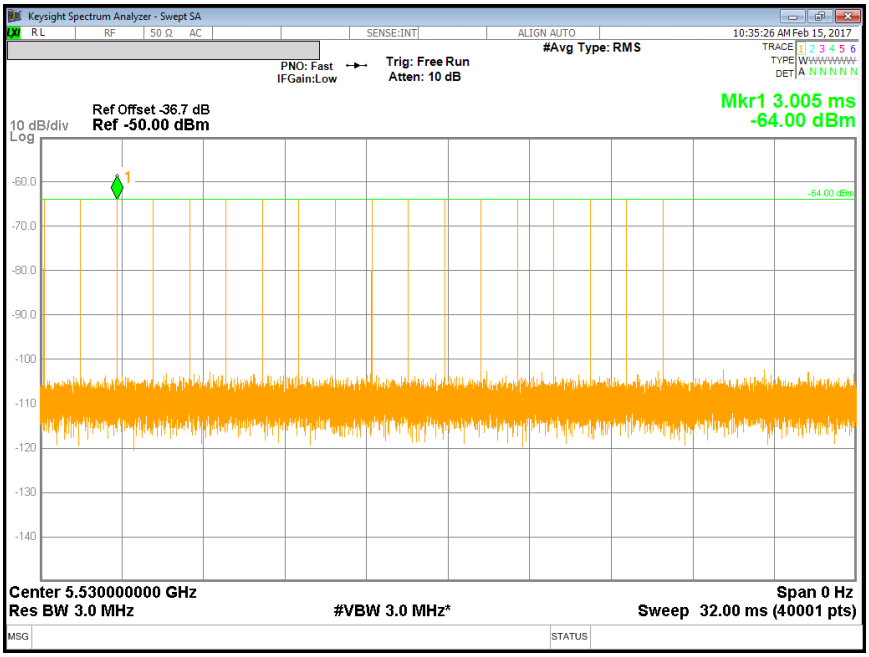

UL Korea, Ltd. Confidential
This report shall not be reproduced except in full, without the written approval of UL Korea, Ltd.

TRAFFIC

SLAVE TRAFFIC

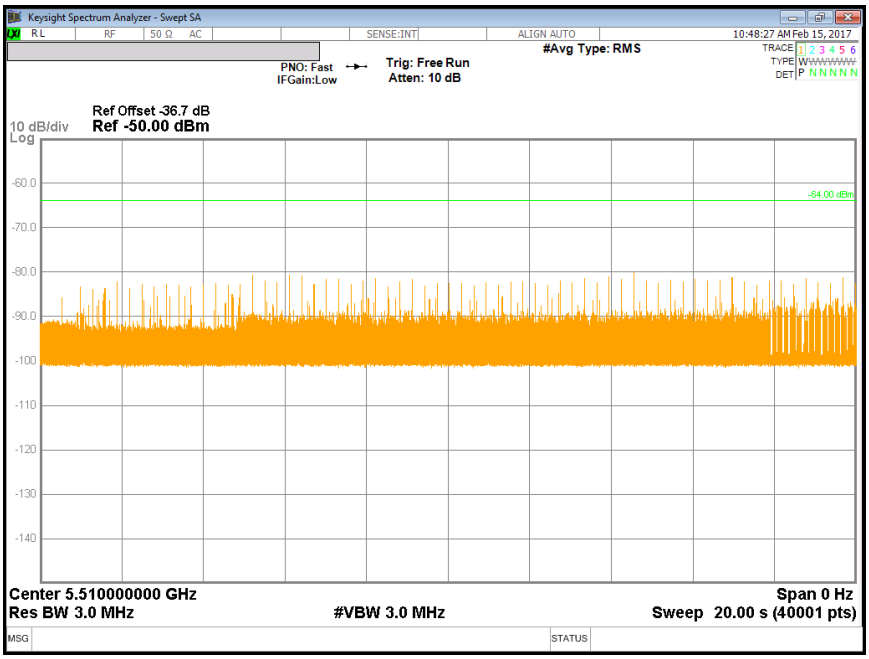

UL Korea, Ltd. Confidential
This report shall not be reproduced except in full, without the written approval of UL Korea, Ltd.

13.4.3. OVERLAPPING CHANNEL TESTS

RESULTS

These tests are not applicable.

13.4.4. MOVE AND CLOSING TIME

REPORTING NOTES

The reference marker is set at the end of last radar pulse.

The delta marker is set at the end of the last WLAN transmission following the radar pulse. This delta is the channel move time.

The aggregate channel closing transmission time is calculated as follows:

Aggregate Transmission Time =
(Number of analyzer bins showing transmission) * (dwell time per bin)

The observation period over which the aggregate time is calculated begins at (Reference Marker + 200 msec) and ends no earlier than (Reference Marker + 10 sec).

RESULTS

Channel Move Time (sec)	Limit (sec)
6.321	10

Aggregate Channel Closing Transmission Time (msec)	Limit (msec)
3.000	60

UL Korea, Ltd. Confidential
This report shall not be reproduced except in full, without the written approval of UL Korea, Ltd.

MOVE TIME & CHANNEL CLOSING TIME

AGGREGATE CHANNEL CLOSING TRANSMISSION TIME

No transmissions are observed during the aggregate monitoring period.

MOVE TIME & AGGREGATE CHANNEL CLOSING TRANSMISSION TIME

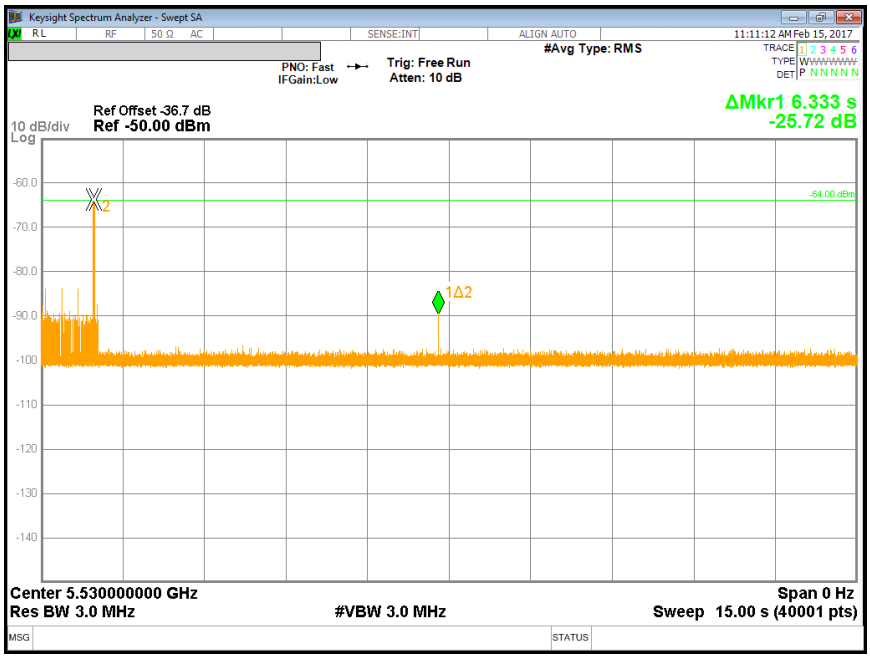

MOVE TIME & CLOSING TIME AT IN SERVICE MONITOR

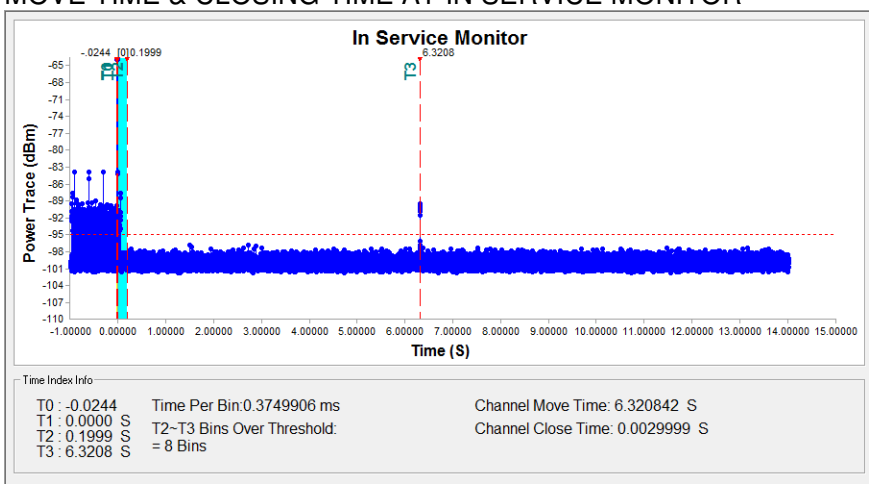

UL Korea, Ltd. Confidential
This report shall not be reproduced except in full, without the written approval of UL Korea, Ltd.

NON-OCCUPANCY PERIOD

RESULTS

No EUT transmissions were observed on the test channel during the 10-minute observation time.

10-MINUTE BEACON MONITORING PERIOD

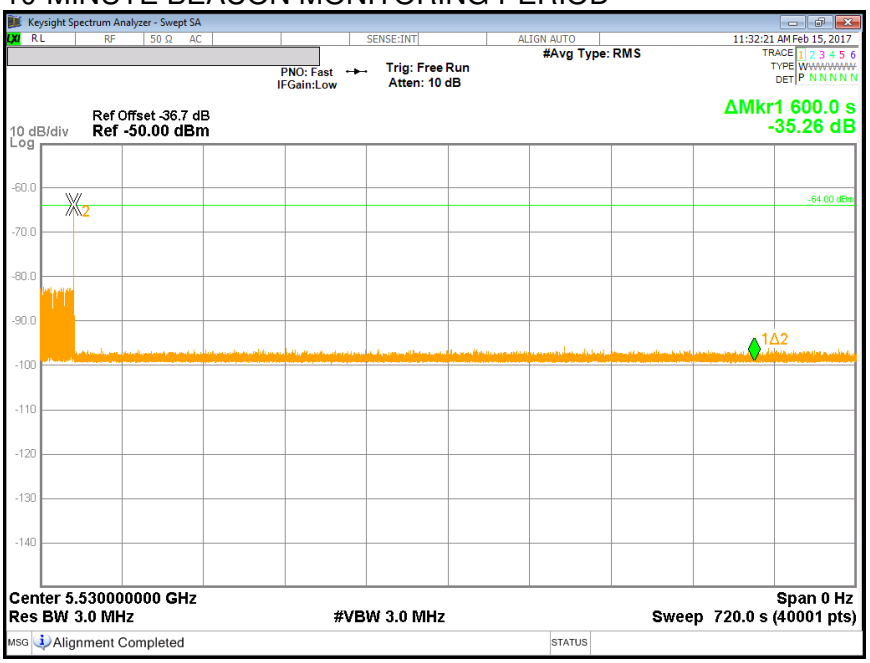

UL Korea, Ltd. Confidential
This report shall not be reproduced except in full, without the written approval of UL Korea, Ltd.