UNII 5.8 GHz IEEE 802.11n HT40 mode

11n HT40 Mode Low Channel Chain 0

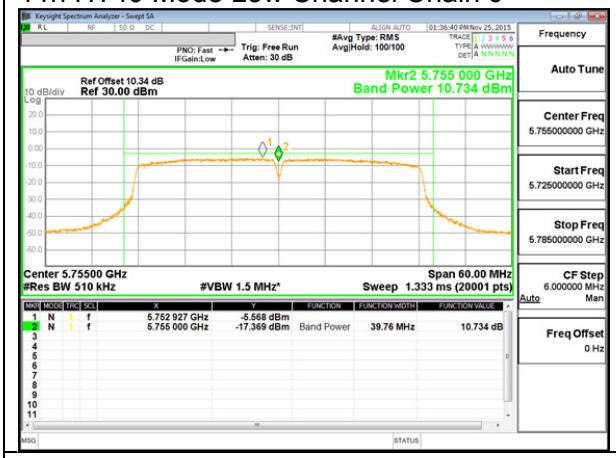

11n HT40 Mode Low Channel Chain 1

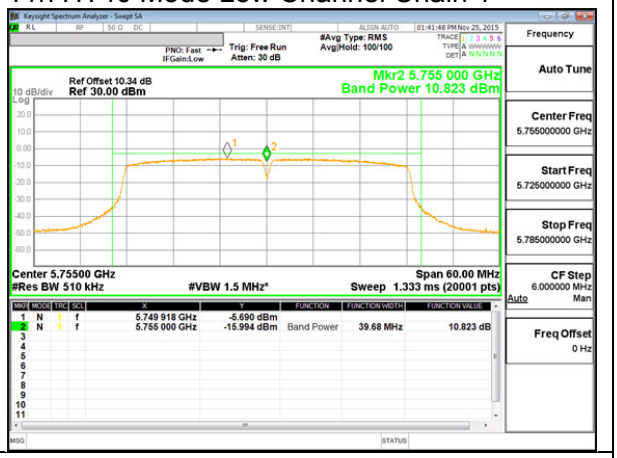

11n HT40 Mode High Channel Chain 0

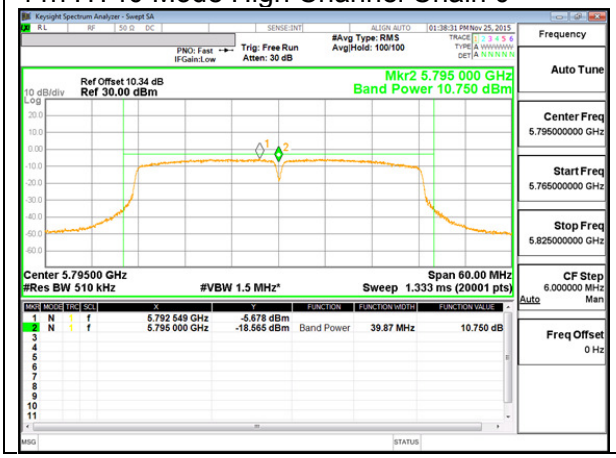

11n HT40 Mode High Channel Chain 1

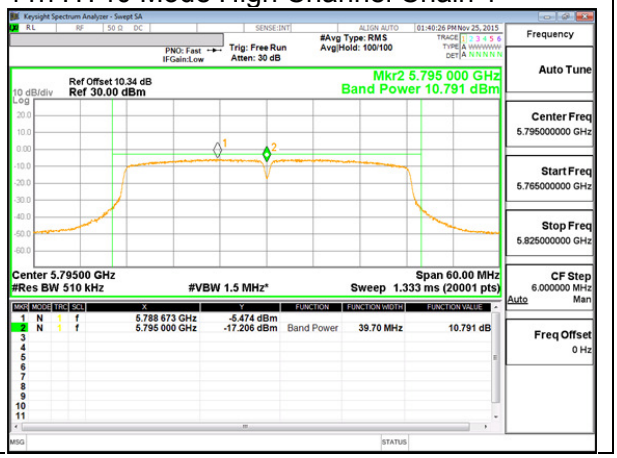

UNII 5.8 GHz IEEE 802.11ac VHT80 mode

11ac HT80 Mode Middle Channel Chain 0

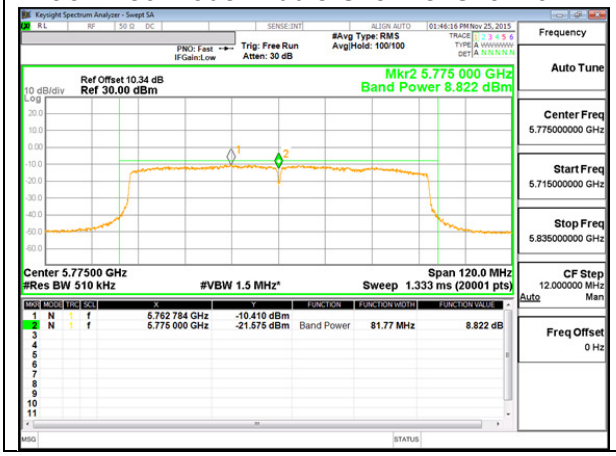

11ac HT80 Mode Middle Channel Chain 1

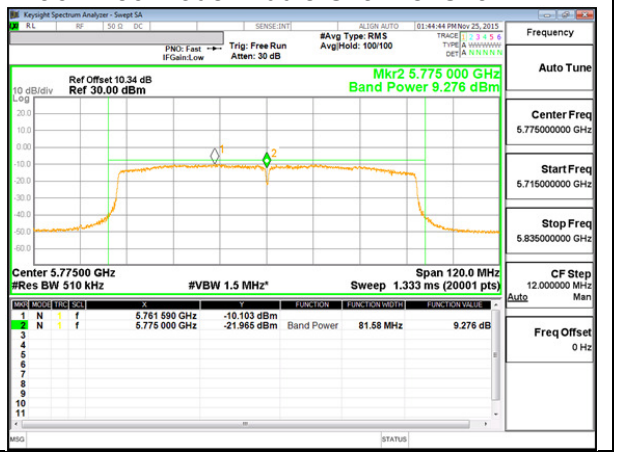

UL Korea, Ltd. Suwon Laboratory FORM ID: FCC_15E
218 Maeyeong-ro, Yeongtong-gu, Suwon-si, Gyeonggi-do, 443-823, Korea
TEL: (031) 337-9902 FAX: (031) 213-5433
UL Korea, Ltd. Confidential
This report shall not be reproduced except in full, without the written approval of UL Korea, Ltd.

11. TRANSMITTER ABOVE 1 GHz

LIMITS

FCC §15.205 and §15.209

Frequency Range (MHz)	Field Strength Limit (uV/m) at 3 m	Field Strength Limit (dBuV/m) at 3 m
30 - 88	100	40
88 - 216	150	43.5
216 - 960	200	46
Above 960	500	54

TEST PROCEDURE

The EUT is placed on a non-conducting table 80 cm above the ground plane. The antenna to EUT distance is 3 meters.

For measurements below 1 GHz the resolution bandwidth is set to 100 kHz for peak detection measurements or 120 kHz for quasi-peak detection measurements. Peak detection is used unless otherwise noted as quasi-peak.

Reference to KDB 789033 D02 v01r01 UNII part G) 6) c) Method AD:
For measurements above 1 GHz the resolution bandwidth is set to 1 MHz; the video bandwidth is set to 3 MHz for peak measurements and add duty cycle factor to the reading offset for average measurements.

The spectrum from 30 MHz to 40 GHz is investigated with the transmitter set to the lowest, middle, and highest channels in each applicable band.

The frequency range of interest is monitored at a fixed antenna height and EUT azimuth. The EUT is rotated through 360 degrees to maximize emissions received. The antenna is scanned from 1 to 4 meters above the ground plane to further maximize the emission. Measurements are made with the antenna polarized in both the vertical and the horizontal positions.

UL Korea, Ltd. Suwon Laboratory FORM ID: FCC_15E
218 Maeyeong-ro, Yeongtong-gu, Suwon-si, Gyeonggi-do, 443-823, Korea
TEL: (031) 337-9902 FAX: (031) 213-5433
UL Korea, Ltd. Confidential
This report shall not be reproduced except in full, without the written approval of UL Korea, Ltd.

11.1. 5.2 GHz

11.1.1. TX Above 1GHz 802.11a 2TX CDD MODE IN THE 5.2GHz BAND

RESTRICTED BANDEDGE (LOW CHANNEL)

HORIZONTAL PEAK AND AVERAGE PLOT

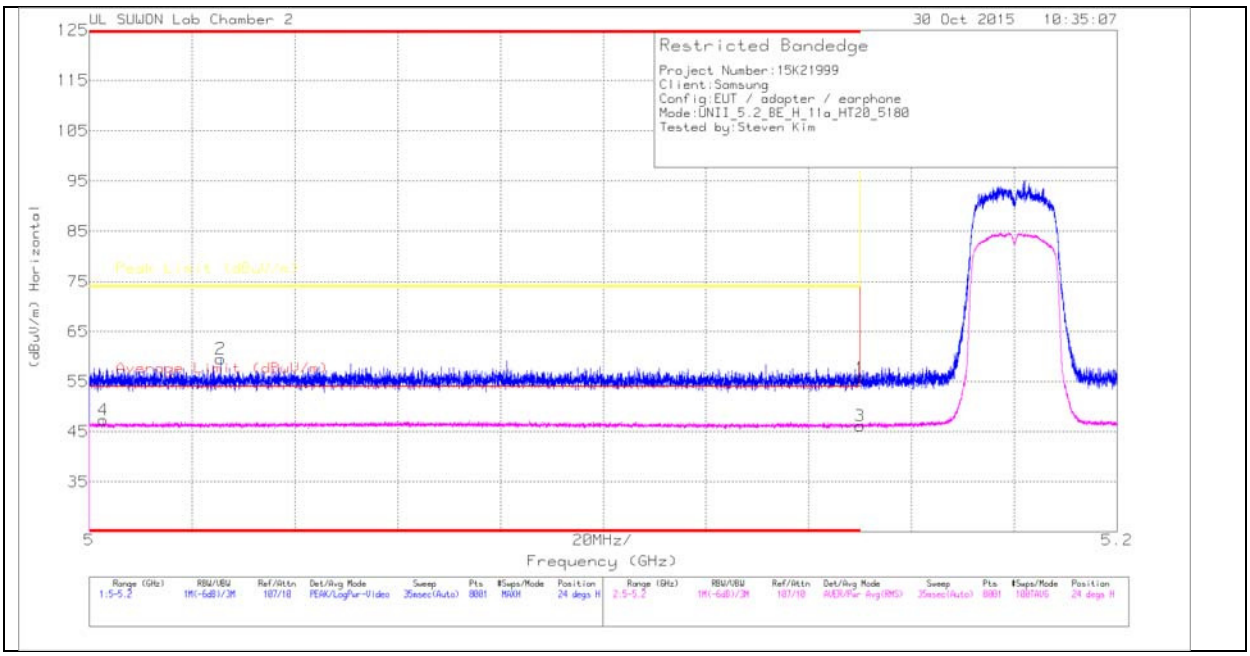

HORIZONTAL DATA

TRACE MARKERS

Marker	Frequency (GHz)	Meter Reading (dBuV)	Det	3117(00168717)_150619	Path_2_10dB	DC Corr (dB)	Corrected Reading (dBuV/m)	Average Limit (dBuV/m)	Margin (dB)	Peak Limit (dBuV/m)	PK Margin (dB)	Azimuth (Degs)	Height (cm)	Polarity
1	* 5.15	38.03	Pk	34.1	-16.4	0	55.73	-	-	74	-18.27	24	292	H
2	* 5.026	41.84	Pk	34	-16.3	0	59.54	-	-	74	-14.46	24	292	H
3	* 5.15	28.16	RMS	34.1	-16.4	.31	46.17	54	-7.83	-	-	24	292	H
4	* 5.003	29.43	RMS	33.9	-16.3	.31	47.34	54	-6.66	-	-	24	292	H

* - indicates frequency in CFR15.205/IC7.2.2 Restricted Band

Pk - Peak detector

RMS - RMS detection

UL Korea, Ltd. Suwon Laboratory FORM ID: FCC_15E
218 Maeyeong-ro, Yeongtong-gu, Suwon-si, Gyeonggi-do, 443-823, Korea
TEL: (031) 337-9902 FAX: (031) 213-5433
UL Korea, Ltd. Confidential
This report shall not be reproduced except in full, without the written approval of UL Korea, Ltd.

VERTICAL PEAK AND AVERAGE PLOT

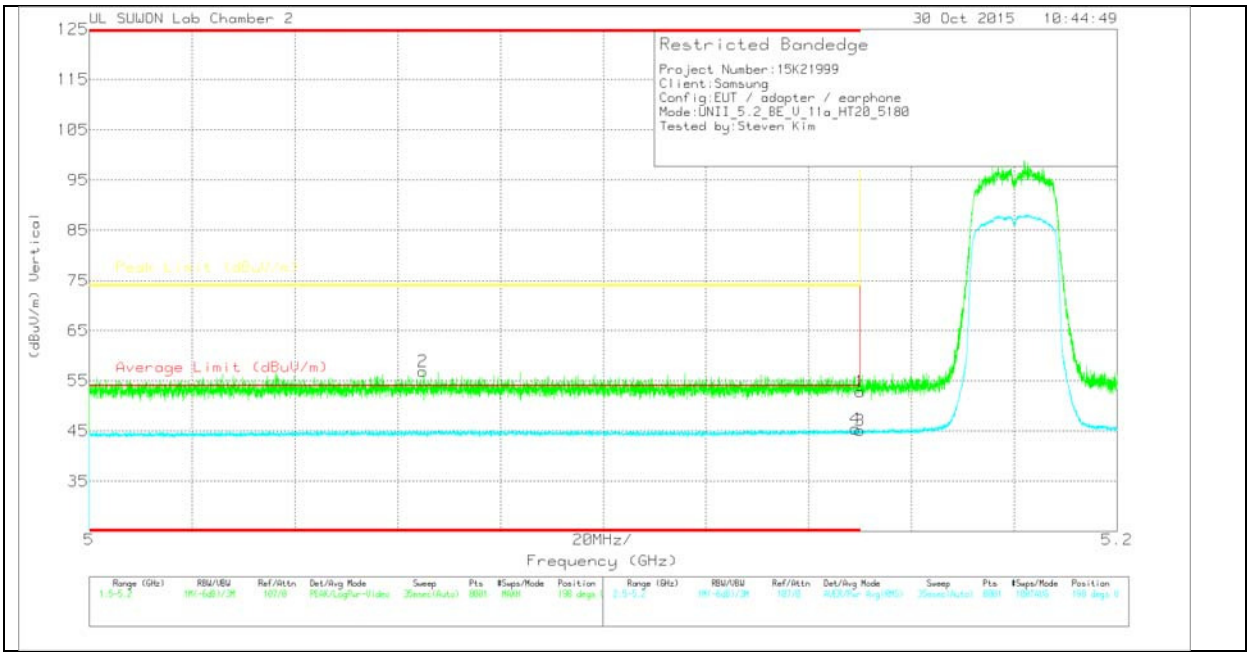

VERTICAL DATA

TRACE MARKERS

Marker	Frequency (GHz)	Meter Reading (dBuV)	Det	3117(00168717)_150619	Path_2_10dB	DC Corr (dB)	Corrected Reading (dBuV/m)	Average Limit (dBuV/m)	Margin (dB)	Peak Limit (dBuV/m)	PK Margin (dB)	Azimuth (Degs)	Height (cm)	Polarity
1	* 5.15	35.12	Pk	34.1	-16.4	0	52.82	-	-	74	-21.18	198	260	V
2	* 5.065	39.16	Pk	34	-16.3	0	56.86	-	-	74	-17.14	198	260	V
3	* 5.15	27.09	RMS	34.1	-16.4	.31	45.1	54	-8.9	-	-	198	260	V
4	* 5.149	27.43	RMS	34.1	-16.4	.31	45.44	54	-8.56	-	-	198	260	V

* - indicates frequency in CFR15.205/IC7.2.2 Restricted Band

Pk - Peak detector

RMS - RMS detection

UL Korea, Ltd. Suwon Laboratory FORM ID: FCC_15E
218 Maeyeong-ro, Yeongtong-gu, Suwon-si, Gyeonggi-do, 443-823, Korea
TEL: (031) 337-9902 FAX: (031) 213-5433
UL Korea, Ltd. Confidential
This report shall not be reproduced except in full, without the written approval of UL Korea, Ltd.

HARMONICS AND SPURIOUS EMISSIONS

LOW CHANNEL HORIZONTAL

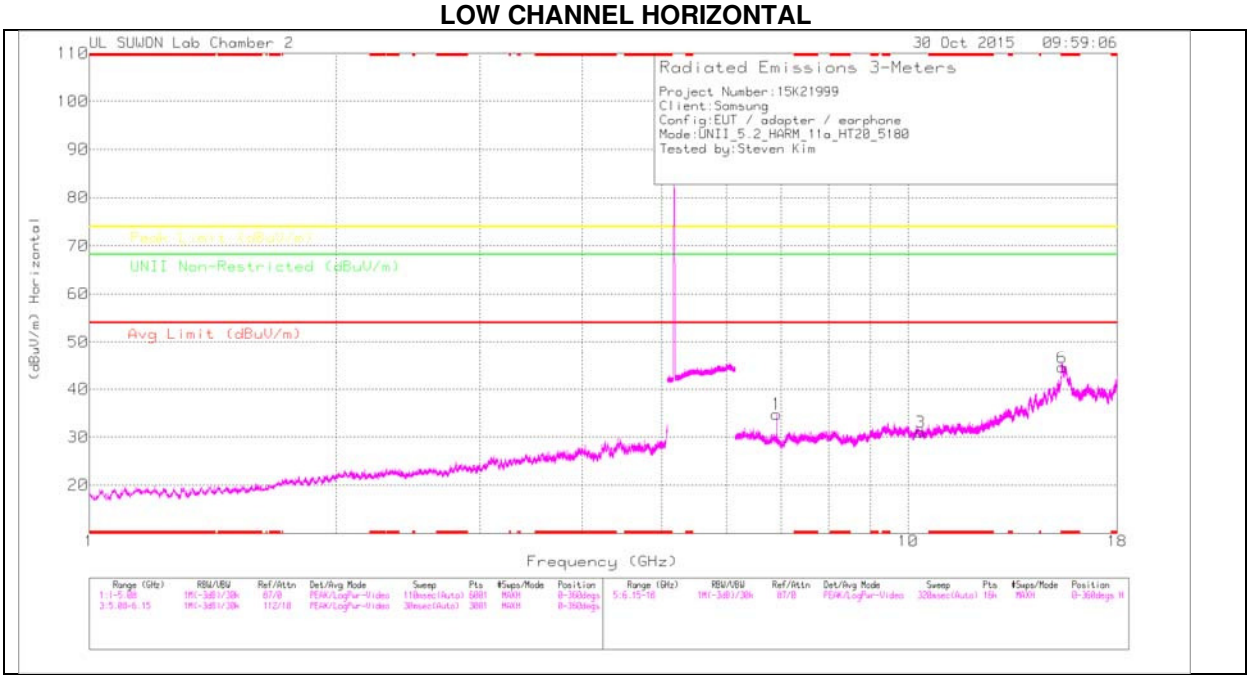

LOW CHANNEL VERTICAL

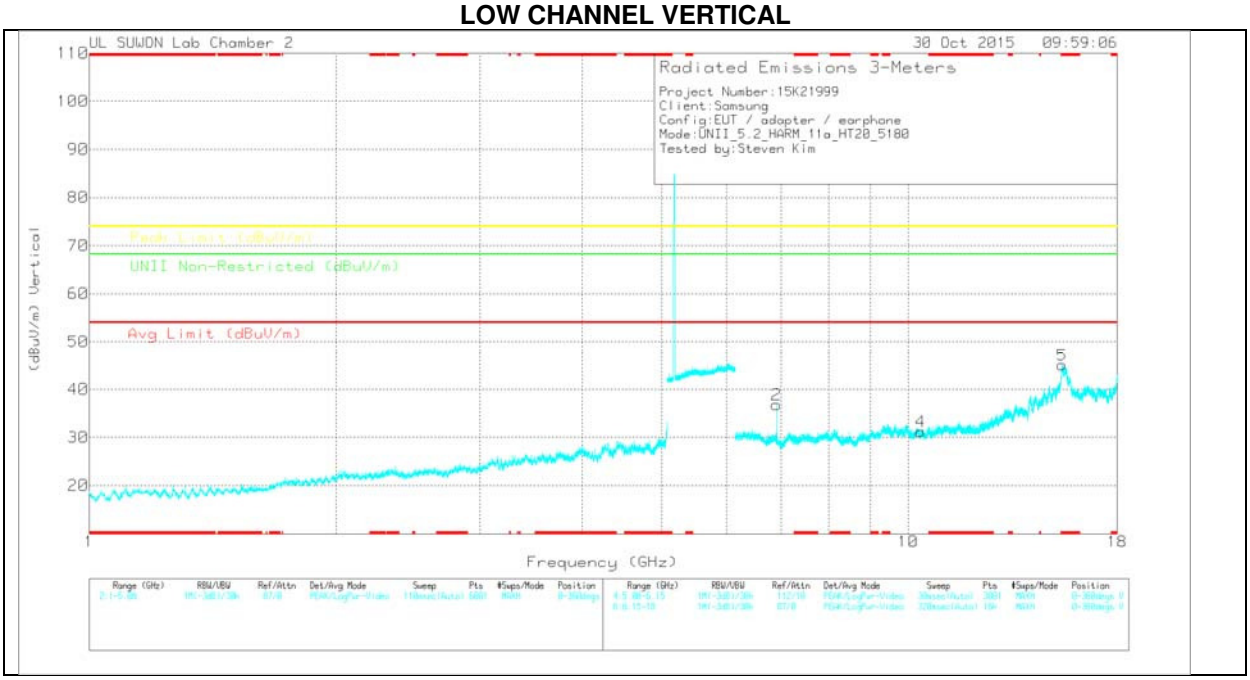

Note: Emission was scanned up to 40GHz; No emissions were detected above the noise floor which was at least 20dB below the specification limit.

UL Korea, Ltd. Suwon Laboratory FORM ID: FCC_15E
218 Maeyeong-ro, Yeongtong-gu, Suwon-si, Gyeonggi-do, 443-823, Korea
TEL: (031) 337-9902 FAX: (031) 213-5433
UL Korea, Ltd. Confidential
This report shall not be reproduced except in full, without the written approval of UL Korea, Ltd.

LOW CHANNEL DATA

TRACE MARKERS

Marker	Frequency (GHz)	Meter Reading (dBuV)	Det	3117(0016 8717)_150 619	Path_4	DC Corr (dB)	Corrected Reading (dBuV/m)	Avg Limit (dBuV/m)	Margin (dB)	Peak Limit (dBuV/m)	Margin (dB)	UNII Non-Restricted (dBuV/m)	Margin (dB)	Azimuth (Degs)	Height (cm)	Polarity
1	6.906	29.4	PK	35.6	-30.2	0	34.8	-	-	-	-	68.2	-33.4	0-360	100	H
3	10.362	19.97	PK	37.8	-26.7	0	31.07	-	-	-	-	68.2	-37.13	0-360	100	H
6	* 15.423	19.54	PK	40.2	-15.2	0	44.54	-	-	74	-29.46	-	-	0-360	100	H
2	6.906	31.37	PK	35.6	-30.2	0	36.77	-	-	-	-	68.2	-31.43	0-360	100	V
4	10.36	20.21	PK	37.8	-26.8	0	31.21	-	-	-	-	68.2	-36.99	0-360	200	V
5	* 15.423	20.06	PK	40.2	-15.2	0	45.06	-	-	74	-28.94	-	-	0-360	100	V

* - indicates frequency in CFR15.205/IC7.2.2 Restricted Band

PK – Peak detector

Radiated Emissions

Frequency (GHz)	Meter Reading (dBuV)	Det	3117(0016871 7)_150619	Path_5	DC Corr (dB)	Corrected Reading (dBuV/m)	Avg Limit (dBuV/m)	Margin (dB)	Peak Limit (dBuV/m)	Margin (dB)	UNII Non-Restricted (dBuV/m)	Margin (dB)	Azimuth (Degs)	Height (cm)	Polarity
6.906	35.55	PK-U	35.6	-30.2	0	40.95	-	-	-	-	68.2	-27.25	47	205	H
6.907	38.28	PK-U	35.6	-30.2	0	43.68	-	-	-	-	68.2	-24.52	253	173	V

* - indicates frequency in CFR15.205/IC7.2.2 Restricted Band

PK-U - U-NII: Maximum Peak

UL Korea, Ltd. Suwon Laboratory FORM ID: FCC_15E
218 Maeyeong-ro, Yeongtong-gu, Suwon-si, Gyeonggi-do, 443-823, Korea
TEL: (031) 337-9902 FAX: (031) 213-5433
UL Korea, Ltd. Confidential
This report shall not be reproduced except in full, without the written approval of UL Korea, Ltd.

MID CHANNEL HORIZONTAL

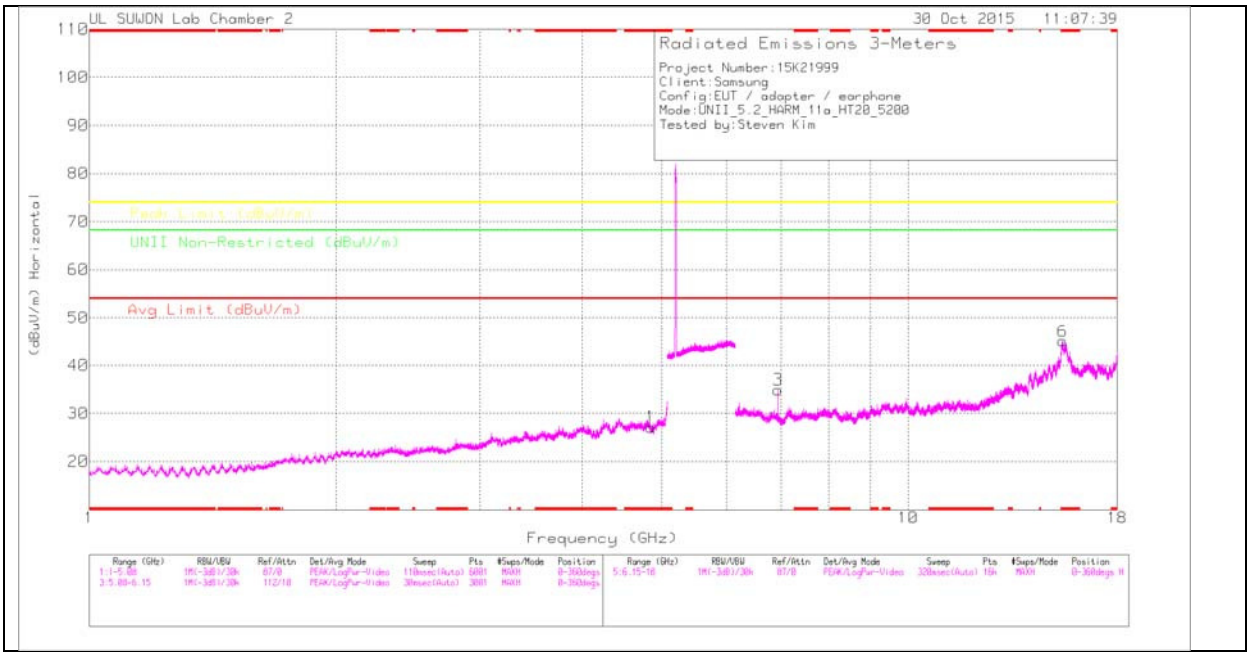

MID CHANNEL VERTICAL

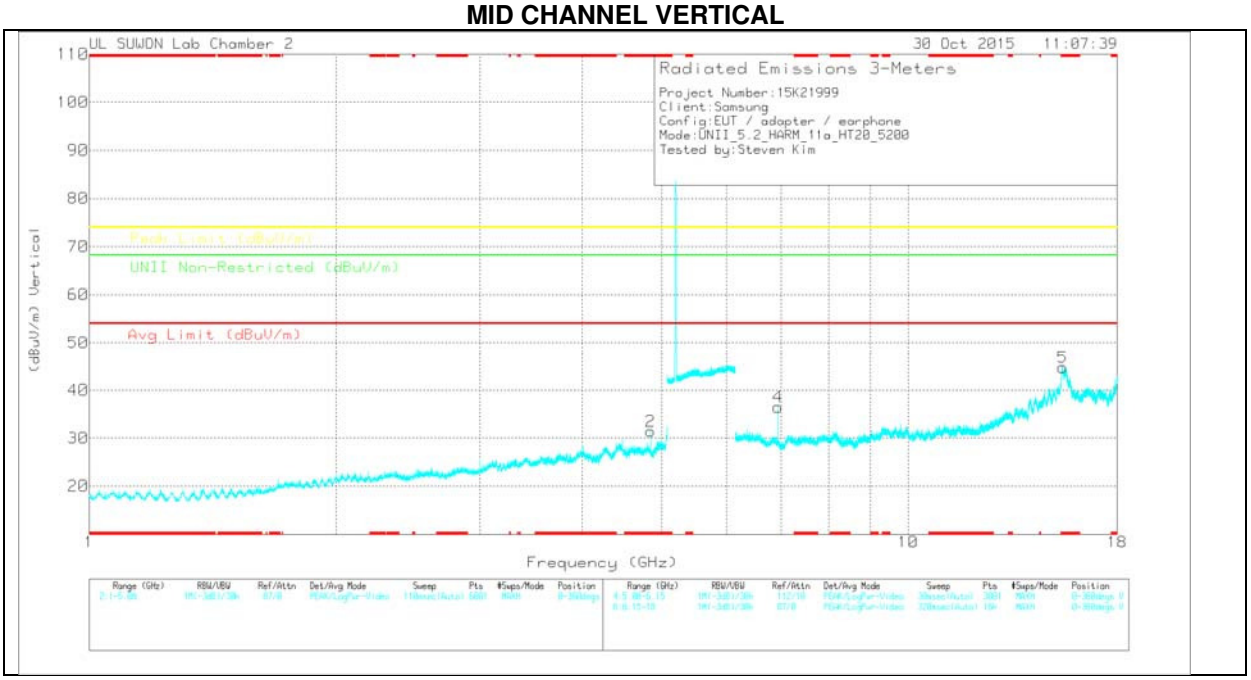

Note: Emission was scanned up to 40GHz; No emissions were detected above the noise floor which was at least 20dB below the specification limit.

UL Korea, Ltd. Suwon Laboratory FORM ID: FCC_15E
218 Maeyeong-ro, Yeongtong-gu, Suwon-si, Gyeonggi-do, 443-823, Korea
TEL: (031) 337-9902 FAX: (031) 213-5433
UL Korea, Ltd. Confidential
This report shall not be reproduced except in full, without the written approval of UL Korea, Ltd.

MID CHANNEL DATA

TRACE MARKERS

Marker	Frequency (GHz)	Meter Reading (dBuV)	Det	3117(001688717)_150619	Path_4	DC Corr (dB)	Corrected Reading (dBuV/m)	Avg Limit (dBuV/m)	Margin (dB)	Peak Limit (dBuV/m)	Margin (dB)	UNII Non-Restricted (dBuV/m)	Margin (dB)	Azimuth (Degs)	Height (cm)	Polarity
1	* 4.848	25.79	PK	34	-32.6	0	27.19	-	-	74	-46.81	-	-	0-360	100	H
2	* 4.848	30.02	PK	34	-32.6	0	31.42	-	-	74	-42.58	-	-	0-360	200	V
3	6.933	29.23	PK	35.7	-30	0	34.93	-	-	-	-	68.2	-33.27	0-360	200	H
6	* 15.432	19.98	PK	40.2	-15.1	0	45.08	-	-	74	-28.92	-	-	0-360	200	H
4	6.933	30.79	PK	35.7	-30	0	36.49	-	-	-	-	68.2	-31.71	0-360	200	V
5	* 15.435	19.57	PK	40.2	-15	0	44.77	-	-	74	-29.23	-	-	0-360	100	V

* - indicates frequency in CFR15.205/IC7.2.2 Restricted Band

PK – Peak detector

Radiated Emissions

Frequency (GHz)	Meter Reading (dBuV)	Det	3117(00168717)_150619	Path_4	DC Corr (dB)	Corrected Reading (dBuV/m)	Avg Limit (dBuV/m)	Margin (dB)	Peak Limit (dBuV/m)	Margin (dB)	UNII Non-Restricted (dBuV/m)	Margin (dB)	Azimuth (Degs)	Height (cm)	Polarity
* 4.848	38.61	PK-U	34	-32.5	0	40.11	-	-	74	-33.89	-	-	264	182	V
* 4.848	30.12	ADR	34	-32.5	0	31.62	54	-22.38	-	-	-	-	264	182	V
6.933	37.9	PK-U	35.7	-30	0	43.6	-	-	-	-	68.2	-24.6	185	137	V
6.933	36.72	PK-U	35.7	-30	0	42.42	-	-	-	-	68.2	-25.78	47	245	H

* - indicates frequency in CFR15.205/IC7.2.2 Restricted Band

PK-U - U-NII: Maximum Peak

ADR - U-NII AD primary method, RMS average

UL Korea, Ltd. Suwon Laboratory FORM ID: FCC_15E
218 Maeyeong-ro, Yeongtong-gu, Suwon-si, Gyeonggi-do, 443-823, Korea
TEL: (031) 337-9902 FAX: (031) 213-5433
UL Korea, Ltd. Confidential
This report shall not be reproduced except in full, without the written approval of UL Korea, Ltd.

HIGH CHANNEL HORIZONTAL

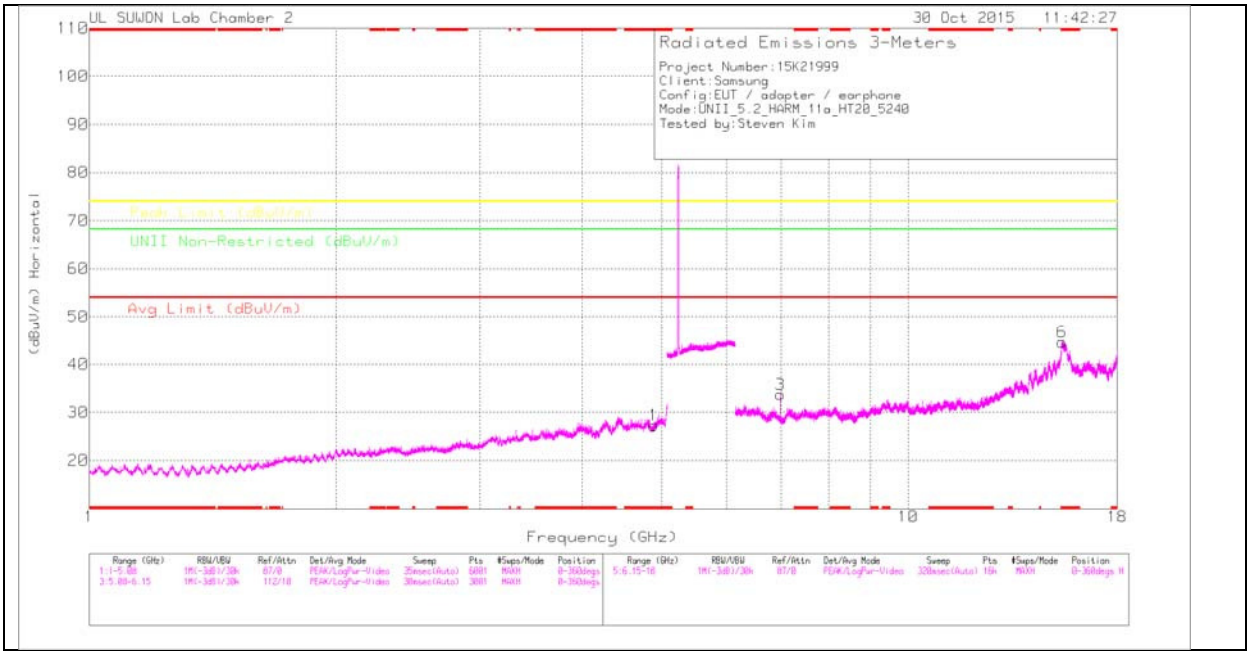

HIGH CHANNEL VERTICAL

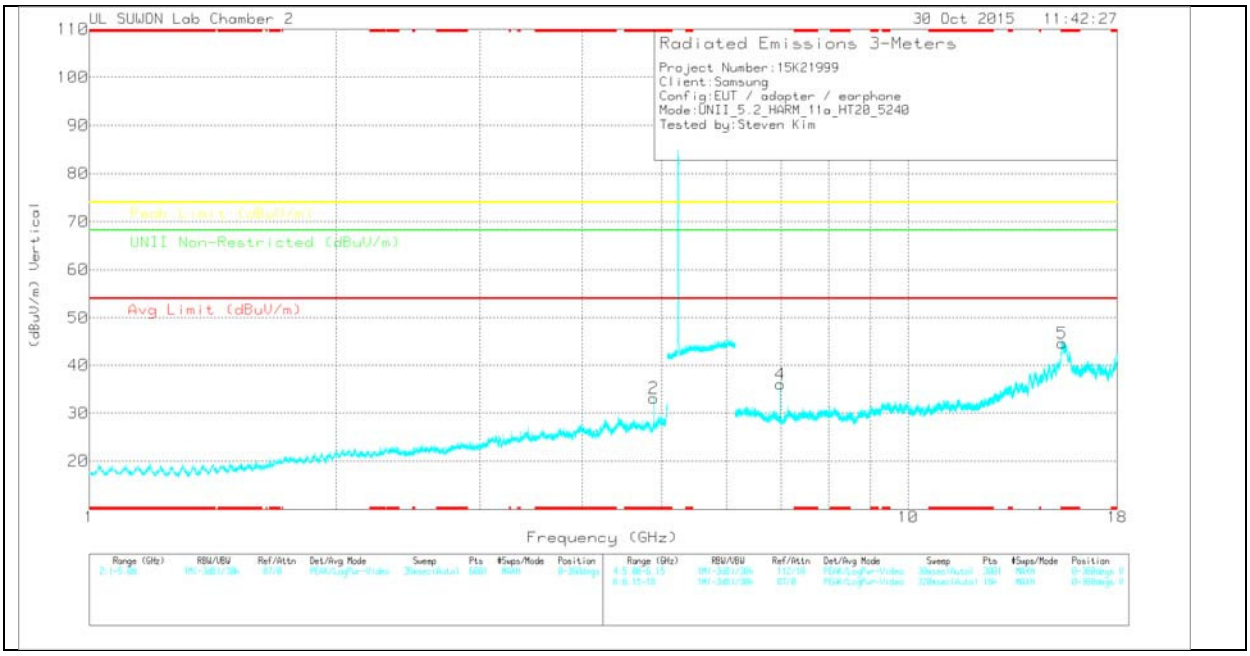

Note: Emission was scanned up to 40GHz; No emissions were detected above the noise floor which was at least 20dB below the specification limit.

UL Korea, Ltd. Suwon Laboratory FORM ID: FCC_15E
218 Maeyeong-ro, Yeongtong-gu, Suwon-si, Gyeonggi-do, 443-823, Korea
TEL: (031) 337-9902 FAX: (031) 213-5433
UL Korea, Ltd. Confidential
This report shall not be reproduced except in full, without the written approval of UL Korea, Ltd.

HIGH CHANNEL DATA

TRACE MARKERS

Marker	Frequency (GHz)	Meter Reading (dBuV)	Det	3117(001688717)_150619	Path_4	DC Corr (dB)	Corrected Reading (dBuV/m)	Avg Limit (dBuV/m)	Margin (dB)	Peak Limit (dBuV/m)	Margin (dB)	UNII Non-Restricted (dBuV/m)	Margin (dB)	Azimuth (Degs)	Height (cm)	Polarity
1	* 4.888	25.44	PK	34	-32.1	0	27.34	-	-	74	-46.66	-	-	0-360	200	H
2	* 4.888	31.26	PK	34	-32.1	0	33.16	-	-	74	-40.84	-	-	0-360	200	V
3	6.986	27.94	PK	35.7	-29.9	0	33.74	-	-	-	-	68.2	-34.46	0-360	200	H
6	* 15.418	19.63	PK	40.2	-15.2	0	44.63	-	-	74	-29.37	-	-	0-360	200	H
4	6.987	30.25	PK	35.7	-29.9	0	36.05	-	-	-	-	68.2	-32.15	0-360	200	V
5	* 15.41	19.71	PK	40.2	-15.3	0	44.61	-	-	74	-29.39	-	-	0-360	100	V

* - indicates frequency in CFR15.205/IC7.2.2 Restricted Band

PK – Peak detector

Radiated Emissions

Frequency (GHz)	Meter Reading (dBuV)	Det	3117(00168717)_150619	Path_4	DC Corr (dB)	Corrected Reading (dBuV/m)	Avg Limit (dBuV/m)	Margin (dB)	Peak Limit (dBuV/m)	Margin (dB)	UNII Non-Restricted (dBuV/m)	Margin (dB)	Azimuth (Degs)	Height (cm)	Polarity
* 4.888	38.88	PK-U	34	-32.1	0	40.78	-	-	74	-33.22	-	-	271	198	V
* 4.888	29.35	ADR	34	-32.1	0	31.25	54	-22.75	-	-	-	-	271	198	V
6.987	37.2	PK-U	35.7	-29.9	0	43	-	-	-	-	68.2	-25.2	252	171	V
6.986	35.71	PK-U	35.7	-29.9	0	41.51	-	-	-	-	68.2	-26.69	47	221	H

* - indicates frequency in CFR15.205/IC7.2.2 Restricted Band

PK-U - U-NII: Maximum Peak

ADR - U-NII AD primary method, RMS average

UL Korea, Ltd. Suwon Laboratory FORM ID: FCC_15E
218 Maeyeong-ro, Yeongtong-gu, Suwon-si, Gyeonggi-do, 443-823, Korea
TEL: (031) 337-9902 FAX: (031) 213-5433
UL Korea, Ltd. Confidential
This report shall not be reproduced except in full, without the written approval of UL Korea, Ltd.

11.1.2. TX Above 1GHz 802.11n HT20 2TX CDD MODE IN THE 5.2GHz BAND RESTRICTED BANDEDGE (LOW CHANNEL)

HORIZONTAL PEAK AND AVERAGE PLOT

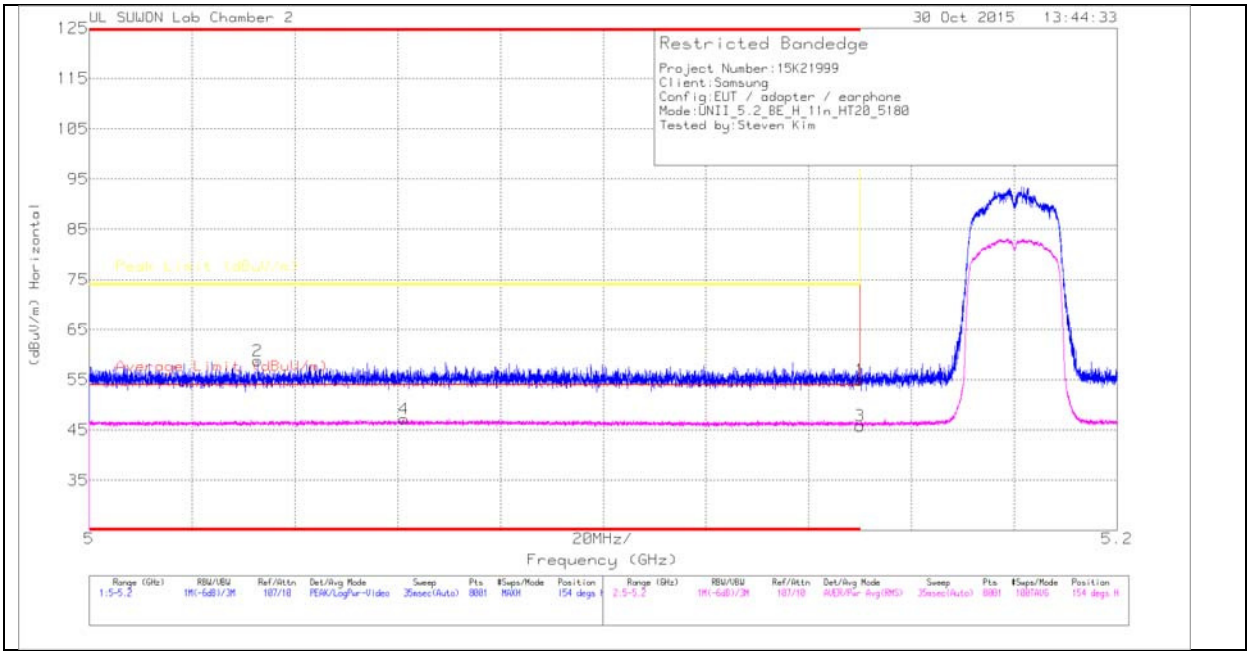

HORIZONTAL DATA

TRACE MARKERS

Marker	Frequency (GHz)	Meter Reading (dBuV)	Det	3117(00168717)_150619	Path_2_10dB	DC Corr (dB)	Corrected Reading (dBuV/m)	Average Limit (dBuV/m)	Margin (dB)	Peak Limit (dBuV/m)	PK Margin (dB)	Azimuth (Degs)	Height (cm)	Polarity
1	* 5.15	37.24	Pk	34.1	-16.4	0	54.94	-	-	74	-19.06	154	171	H
2	* 5.033	41.07	Pk	34	-16.3	0	58.77	-	-	74	-15.23	154	171	H
3	* 5.15	27.78	RMS	34.1	-16.4	.33	45.81	54	-8.19	-	-	154	171	H
4	* 5.061	29.16	RMS	34	-16.3	.33	47.19	54	-6.81	-	-	154	171	H

* - indicates frequency in CFR15.205/IC7.2.2 Restricted Band

Pk - Peak detector

RMS - RMS detection

UL Korea, Ltd. Suwon Laboratory FORM ID: FCC_15E
218 Maeyeong-ro, Yeongtong-gu, Suwon-si, Gyeonggi-do, 443-823, Korea
TEL: (031) 337-9902 FAX: (031) 213-5433
UL Korea, Ltd. Confidential
This report shall not be reproduced except in full, without the written approval of UL Korea, Ltd.

VERTICAL PEAK AND AVERAGE PLOT

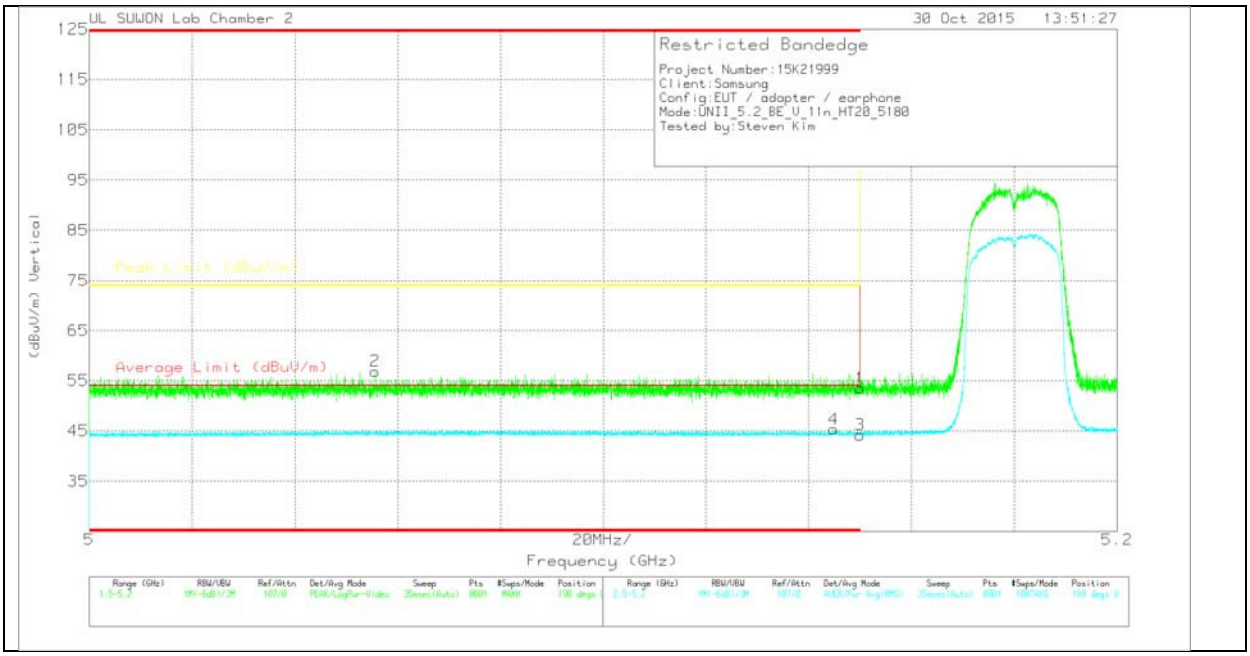

VERTICAL DATA

TRACE MARKERS

Marker	Frequency (GHz)	Meter Reading (dBuV)	Det	3117(00168717)_150619	Path_2_10dB	DC Corr (dB)	Corrected Reading (dBuV/m)	Average Limit (dBuV/m)	Margin (dB)	Peak Limit (dBuV/m)	PK Margin (dB)	Azimuth (Degs)	Height (cm)	Polarity
1	* 5.15	35.81	Pk	34.1	-16.4	0	53.51	-	-	74	-20.49	198	255	V
2	* 5.056	39.17	Pk	34	-16.3	0	56.87	-	-	74	-17.13	198	255	V
3	* 5.15	26.19	RMS	34.1	-16.4	.33	44.22	54	-9.78	-	-	198	255	V
4	* 5.145	27.34	RMS	34.1	-16.4	.33	45.37	54	-8.63	-	-	198	255	V

* - indicates frequency in CFR15.205/IC7.2.2 Restricted Band

Pk - Peak detector

RMS - RMS detection

UL Korea, Ltd. Suwon Laboratory FORM ID: FCC_15E
218 Maeyeong-ro, Yeongtong-gu, Suwon-si, Gyeonggi-do, 443-823, Korea
TEL: (031) 337-9902 FAX: (031) 213-5433
UL Korea, Ltd. Confidential
This report shall not be reproduced except in full, without the written approval of UL Korea, Ltd.

HARMONICS AND SPURIOUS EMISSIONS

LOW CHANNEL HORIZONTAL

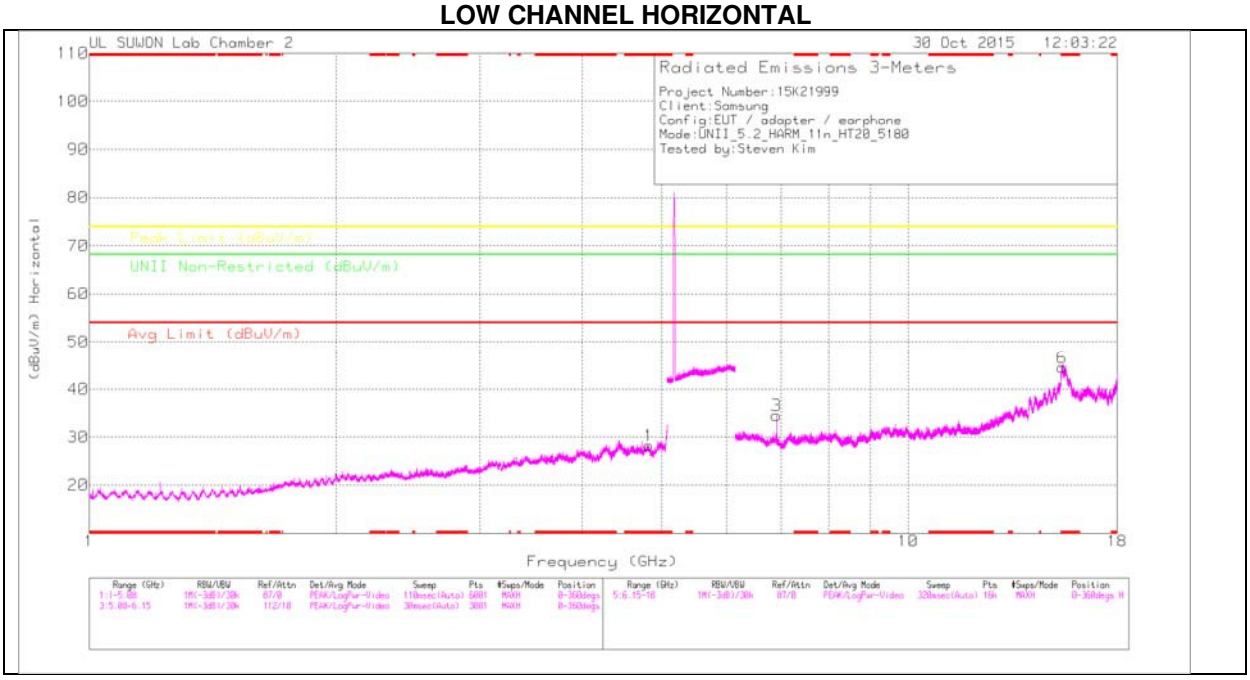

LOW CHANNEL VERTICAL

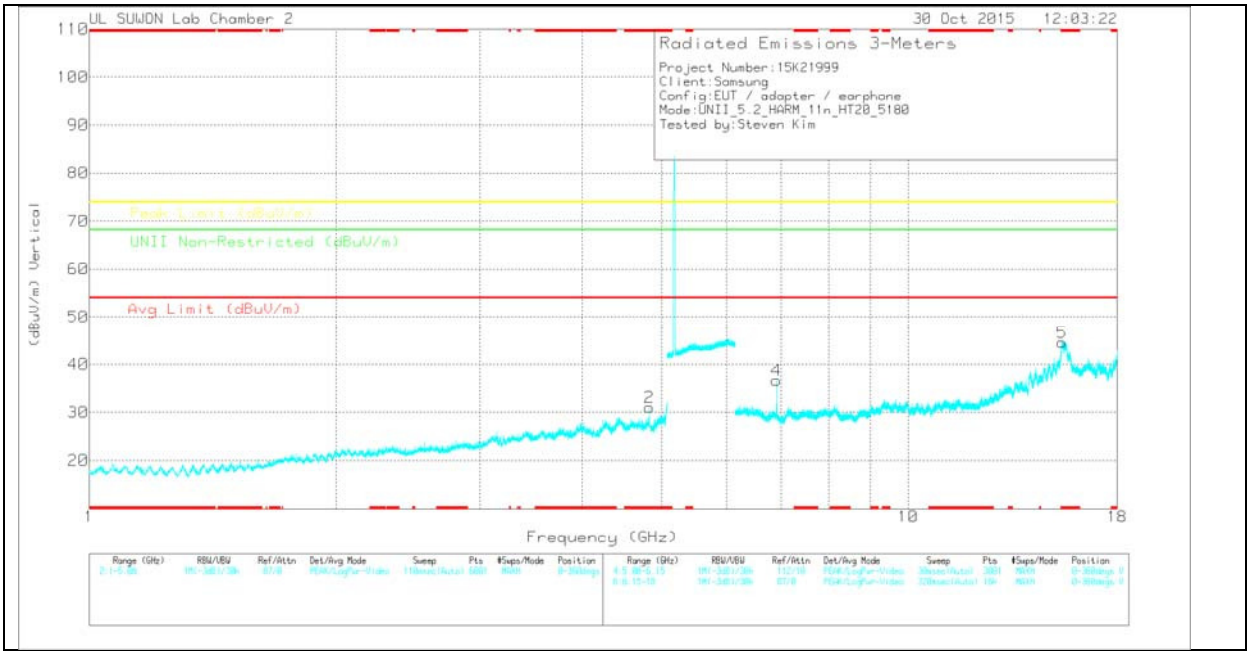

Note: Emission was scanned up to 40GHz; No emissions were detected above the noise floor which was at least 20dB below the specification limit.

UL Korea, Ltd. Suwon Laboratory FORM ID: FCC_15E
218 Maeyeong-ro, Yeongtong-gu, Suwon-si, Gyeonggi-do, 443-823, Korea
TEL: (031) 337-9902 FAX: (031) 213-5433
UL Korea, Ltd. Confidential
This report shall not be reproduced except in full, without the written approval of UL Korea, Ltd.

LOW CHANNEL DATA

TRACE MARKERS

Marker	Frequency (GHz)	Meter Reading (dBuV)	Det	3117(00168717)_150619	Path_4	DC Corr (dB)	Corrected Reading (dBuV/m)	Avg Limit (dBuV/m)	Margin (dB)	Peak Limit (dBuV/m)	Margin (dB)	UNII Non-Restricted (dBuV/m)	Margin (dB)	Azimuth (Degs)	Height (cm)	Polarity
1	* 4.825	26.68	PK	34	-32.4	0	28.28	-	-	74	-45.72	-	-	0-360	100	H
2	* 4.828	29.47	PK	34	-32.4	0	31.07	-	-	74	-42.93	-	-	0-360	200	V
3	6.906	29.12	PK	35.6	-30.2	0	34.52	-	-	-	-	68.2	-33.68	0-360	200	H
6	* 15.423	19.53	PK	40.2	-15.2	0	44.53	-	-	74	-29.47	-	-	0-360	200	H
4	6.906	31.25	PK	35.6	-30.2	0	36.65	-	-	-	-	68.2	-31.55	0-360	100	V
5	* 15.421	19.53	PK	40.2	-15.2	0	44.53	-	-	74	-29.47	-	-	0-360	200	V

* - indicates frequency in CFR15.205/IC7.2.2 Restricted Band

PK – Peak detector

Radiated Emissions

Frequency (GHz)	Meter Reading (dBuV)	Det	3117(00168717)_150619	Path_4	DC Corr (dB)	Corrected Reading (dBuV/m)	Avg Limit (dBuV/m)	Margin (dB)	Peak Limit (dBuV/m)	Margin (dB)	UNII Non-Restricted (dBuV/m)	Margin (dB)	Azimuth (Degs)	Height (cm)	Polarity
* 4.825	37.32	PK-U	34	-32.4	0	38.92	-	-	74	-35.08	-	-	133	389	V
* 4.828	25.41	ADR	34	-32.4	0	27.01	54	-26.99	-	-	-	-	133	389	V
6.907	37.47	PK-U	35.6	-30.2	0	42.87	-	-	-	-	68.2	-25.33	185	170	V
6.907	36.68	PK-U	35.6	-30.2	0	42.08	-	-	-	-	68.2	-26.12	47	246	H

* - indicates frequency in CFR15.205/IC7.2.2 Restricted Band

PK-U - U-NII: Maximum Peak

ADR - U-NII AD primary method, RMS average

UL Korea, Ltd. Suwon Laboratory FORM ID: FCC_15E
218 Maeyeong-ro, Yeongtong-gu, Suwon-si, Gyeonggi-do, 443-823, Korea
TEL: (031) 337-9902 FAX: (031) 213-5433
UL Korea, Ltd. Confidential
This report shall not be reproduced except in full, without the written approval of UL Korea, Ltd.

MID CHANNEL HORIZONTAL

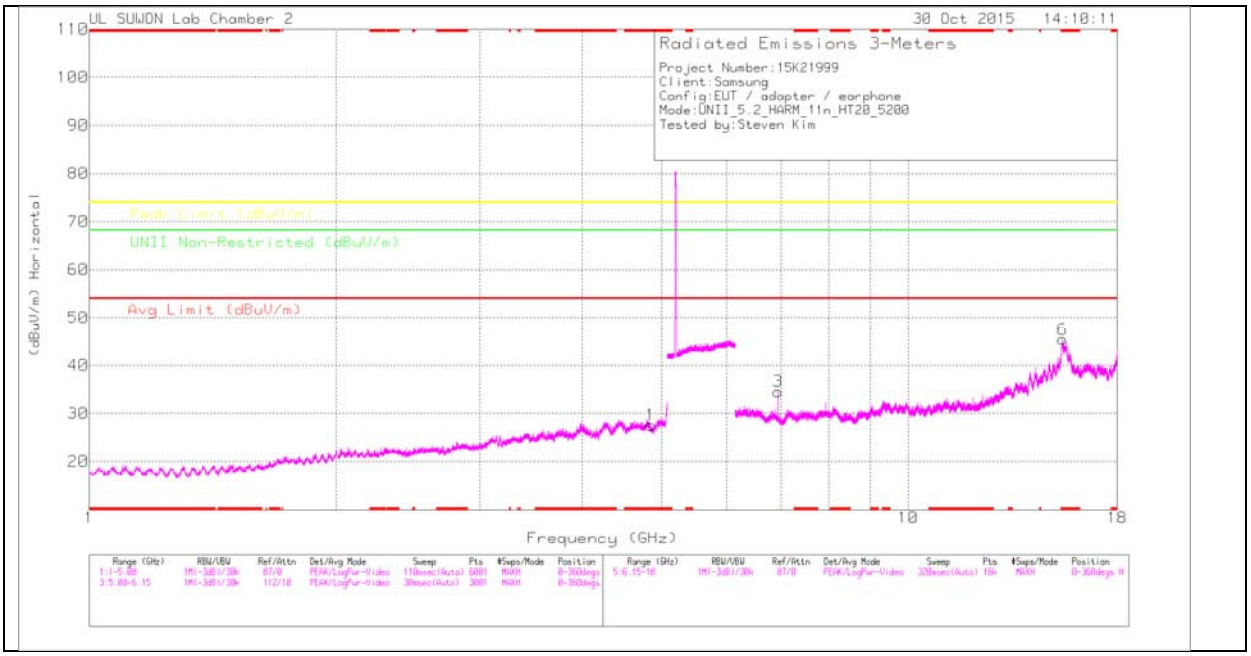

MID CHANNEL VERTICAL

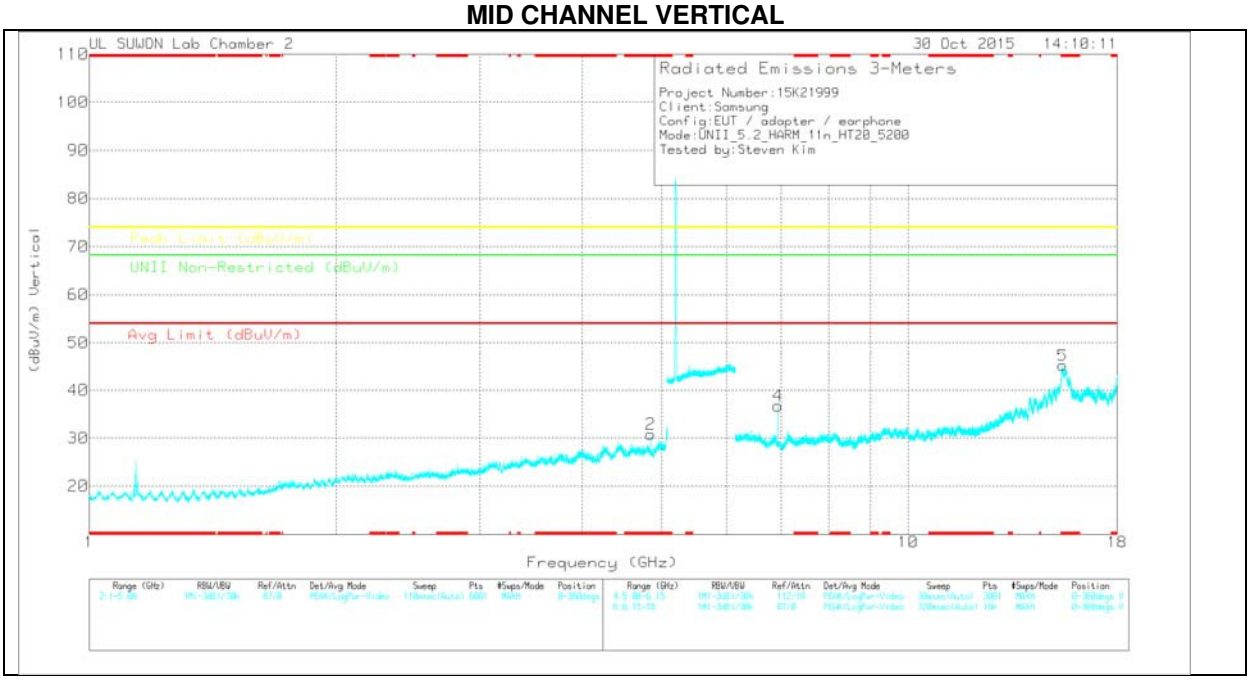

Note: Emission was scanned up to 40GHz; No emissions were detected above the noise floor which was at least 20dB below the specification limit.

UL Korea, Ltd. Confidential
This report shall not be reproduced except in full, without the written approval of UL Korea, Ltd.

MID CHANNEL DATA

TRACE MARKERS

Marker	Frequency (GHz)	Meter Reading (dBuV)	Det	3117(00168717)_150619	Path_4	DC Corr (dB)	Corrected Reading (dBuV/m)	Avg Limit (dBuV/m)	Margin (dB)	Peak Limit (dBuV/m)	Margin (dB)	UNII Non-Restricted (dBuV/m)	Margin (dB)	Azimuth (Degs)	Height (cm)	Polarity
1	* 4.848	26.19	PK	34	-32.6	0	27.59	-	-	74	-46.41	-	-	0-360	100	H
2	* 4.848	29.43	PK	34	-32.6	0	30.83	-	-	74	-43.17	-	-	0-360	200	V
3	6.933	28.87	PK	35.7	-30	0	34.57	-	-	-	-	68.2	-33.63	0-360	200	H
6	* 15.449	20.15	PK	40.2	-14.9	0	45.45	-	-	74	-28.55	-	-	0-360	100	H
4	6.933	31.05	PK	35.7	-30	0	36.75	-	-	-	-	68.2	-31.45	0-360	200	V
5	* 15.44	19.98	PK	40.2	-15	0	45.18	-	-	74	-28.82	-	-	0-360	100	V

* - indicates frequency in CFR15.205/IC7.2.2 Restricted Band

PK – Peak Detector

Radiated Emissions

Frequency (GHz)	Meter Reading (dBuV)	Det	3117(00168717)_150619	Path_5	DC Corr (dB)	Corrected Reading (dBuV/m)	Avg Limit (dBuV/m)	Margin (dB)	Peak Limit (dBuV/m)	Margin (dB)	UNII Non-Restricted (dBuV/m)	Margin (dB)	Azimuth (Degs)	Height (cm)	Polarity
6.933	36.3	PK-U	35.7	-30	0	42	-	-	-	-	68.2	-26.2	46	240	H
6.933	37.9	PK-U	35.7	-30	0	43.27	-	-	-	-	68.2	-24.93	185	137	V

* - indicates frequency in CFR15.205/IC7.2.2 Restricted Band

PK-U - U-NII: Maximum Peak

UL Korea, Ltd. Suwon Laboratory FORM ID: FCC_15E
218 Maeyeong-ro, Yeongtong-gu, Suwon-si, Gyeonggi-do, 443-823, Korea
TEL: (031) 337-9902 FAX: (031) 213-5433
UL Korea, Ltd. Confidential
This report shall not be reproduced except in full, without the written approval of UL Korea, Ltd.

HIGH CHANNEL HORIZONTAL

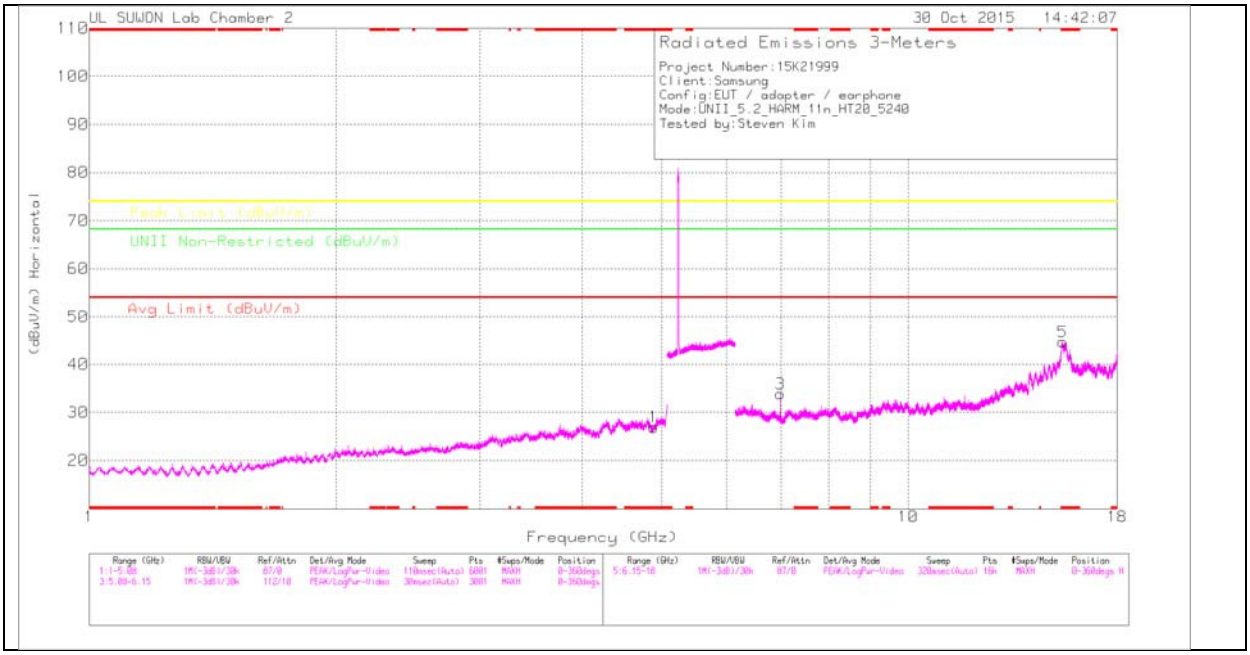

HIGH CHANNEL VERTICAL

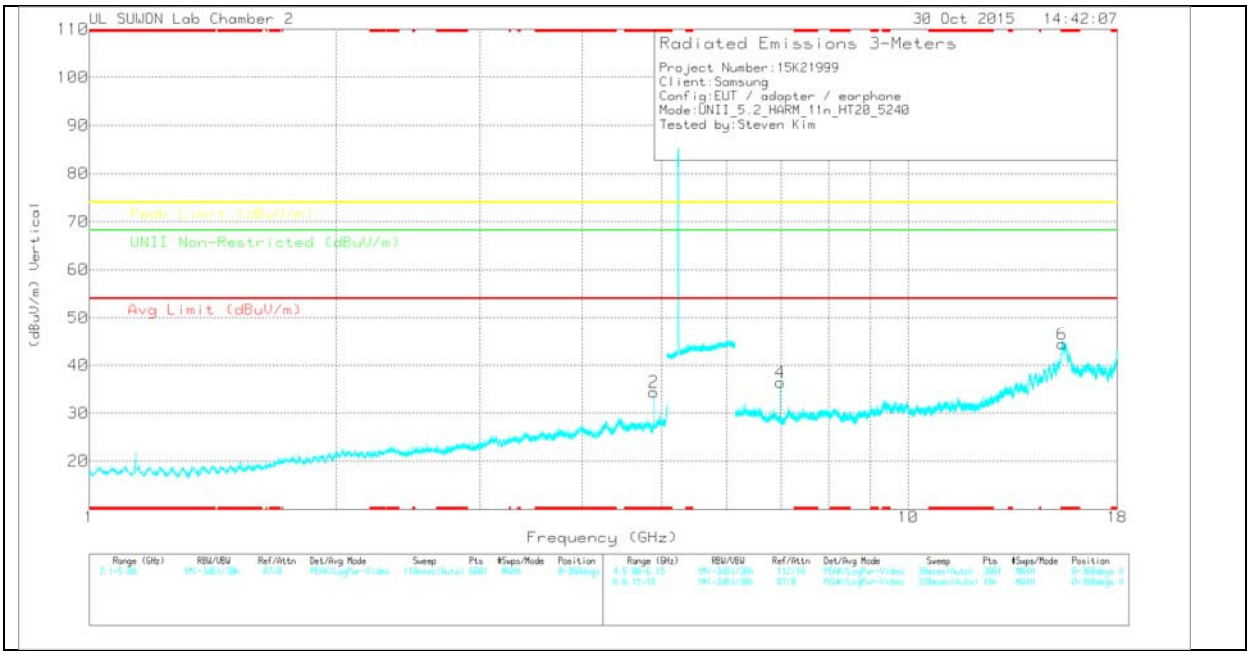

Note: Emission was scanned up to 40GHz; No emissions were detected above the noise floor which was at least 20dB below the specification limit.

UL Korea, Ltd. Suwon Laboratory FORM ID: FCC_15E
218 Maeyeong-ro, Yeongtong-gu, Suwon-si, Gyeonggi-do, 443-823, Korea
TEL: (031) 337-9902 FAX: (031) 213-5433
UL Korea, Ltd. Confidential
This report shall not be reproduced except in full, without the written approval of UL Korea, Ltd.

HIGH CHANNEL DATA

TRACE MARKERS

Marker	Frequency (GHz)	Meter Reading (dBuV)	Det	3117(001688717)_150619	Path_4	DC Corr (dB)	Corrected Reading (dBuV/m)	Avg Limit (dBuV/m)	Margin (dB)	Peak Limit (dBuV/m)	Margin (dB)	UNII Non-Restricted (dBuV/m)	Margin (dB)	Azimuth (Degs)	Height (cm)	Polarity
1	* 4.888	25.06	PK	34	-32.1	0	26.96	-	-	74	-47.04	-	-	0-360	200	H
2	* 4.888	32.51	PK	34	-32.1	0	34.41	-	-	74	-39.59	-	-	0-360	200	V
3	6.986	28.06	PK	35.7	-29.9	0	33.86	-	-	-	-	68.2	-34.34	0-360	200	H
5	* 15.445	19.47	PK	40.2	-15	0	44.67	-	-	74	-29.33	-	-	0-360	200	H
4	6.986	30.63	PK	35.7	-29.9	0	36.43	-	-	-	-	68.2	-31.77	0-360	200	V
6	* 15.424	19.44	PK	40.2	-15.2	0	44.44	-	-	74	-29.56	-	-	0-360	100	V

* - indicates frequency in CFR15.205/IC7.2.2 Restricted Band

PK – Peak detector

Radiated Emissions

Frequency (GHz)	Meter Reading (dBuV)	Det	3117(00168717)_150619	Path_4	DC Corr (dB)	Corrected Reading (dBuV/m)	Avg Limit (dBuV/m)	Margin (dB)	Peak Limit (dBuV/m)	Margin (dB)	UNII Non-Restricted (dBuV/m)	Margin (dB)	Azimuth (Degs)	Height (cm)	Polarity
* 4.888	39.65	PK-U	34	-32.1	0	41.55	-	-	74	-32.45	-	-	270	177	V
* 4.888	30.68	ADR	34	-32.1	0	32.58	54	-21.42	-	-	-	-	270	177	V
6.987	37.1	PK-U	35.7	-29.9	0	42.9	-	-	-	-	68.2	-25.3	252	168	V
6.987	35.23	PK-U	35.7	-29.9	0	41.03	-	-	-	-	68.2	-27.17	29	116	H

* - indicates frequency in CFR15.205/IC7.2.2 Restricted Band

PK-U - U-NII: Maximum Peak

ADR - U-NII AD primary method, RMS average

UL Korea, Ltd. Suwon Laboratory FORM ID: FCC_15E
218 Maeyeong-ro, Yeongtong-gu, Suwon-si, Gyeonggi-do, 443-823, Korea
TEL: (031) 337-9902 FAX: (031) 213-5433
UL Korea, Ltd. Confidential
This report shall not be reproduced except in full, without the written approval of UL Korea, Ltd.

11.1.3. TX Above 1GHz 802.11n HT40 2TX CDD MODE IN THE 5.2GHz BAND RESTRICTED BANDEDGE (LOW CHANNEL)

HORIZONTAL PEAK AND AVERAGE PLOT

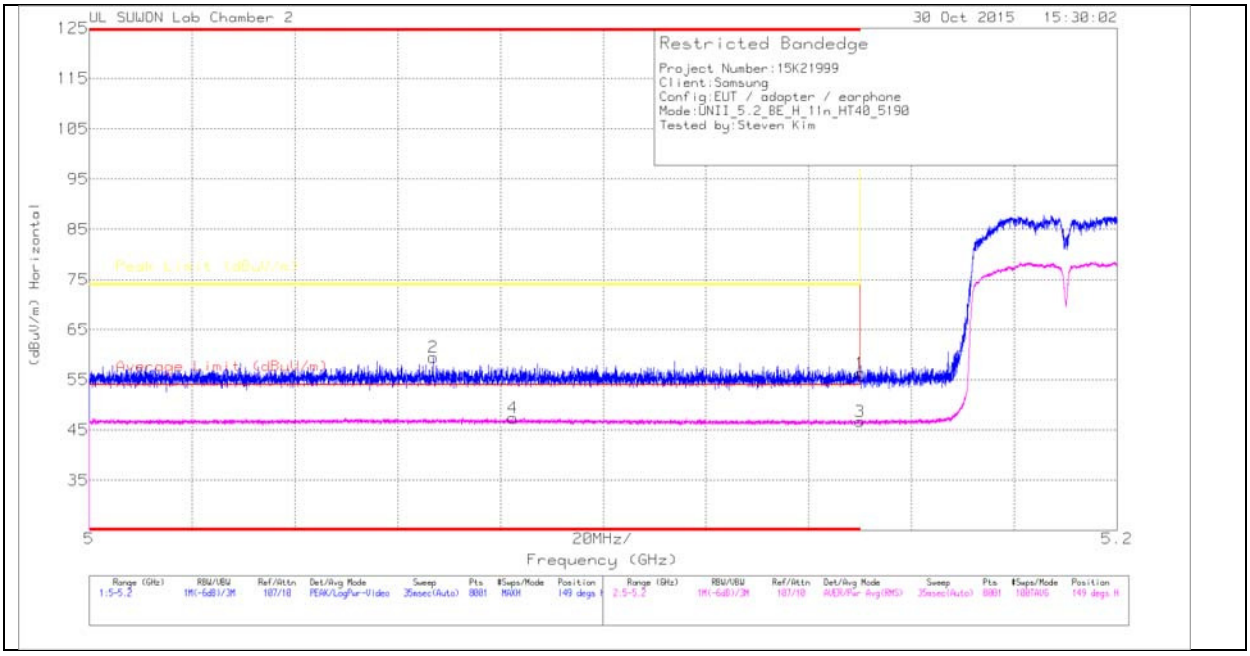

HORIZONTAL DATA

TRACE MARKERS

Marker	Frequency (GHz)	Meter Reading (dBuV)	Det	3117(00168717)_150619	Path_2_10dB	DC Corr (dB)	Corrected Reading (dBuV/m)	Average Limit (dBuV/m)	Margin (dB)	Peak Limit (dBuV/m)	PK Margin (dB)	Azimuth (Degs)	Height (cm)	Polarity
1	* 5.15	38.61	Pk	34.1	-16.4	0	56.31	-	-	74	-17.69	149	100	H
2	* 5.067	41.75	Pk	34	-16.3	0	59.45	-	-	74	-14.55	149	100	H
3	* 5.15	28.35	RMS	34.1	-16.4	.63	46.68	54	-7.32	-	-	149	100	H
4	* 5.082	29.07	RMS	34	-16.3	.63	47.4	54	-6.6	-	-	149	100	H

* - indicates frequency in CFR15.205/IC7.2.2 Restricted Band

Pk - Peak detector

RMS - RMS detection

UL Korea, Ltd. Suwon Laboratory FORM ID: FCC_15E
218 Maeyeong-ro, Yeongtong-gu, Suwon-si, Gyeonggi-do, 443-823, Korea
TEL: (031) 337-9902 FAX: (031) 213-5433
UL Korea, Ltd. Confidential
This report shall not be reproduced except in full, without the written approval of UL Korea, Ltd.

VERTICAL PEAK AND AVERAGE PLOT

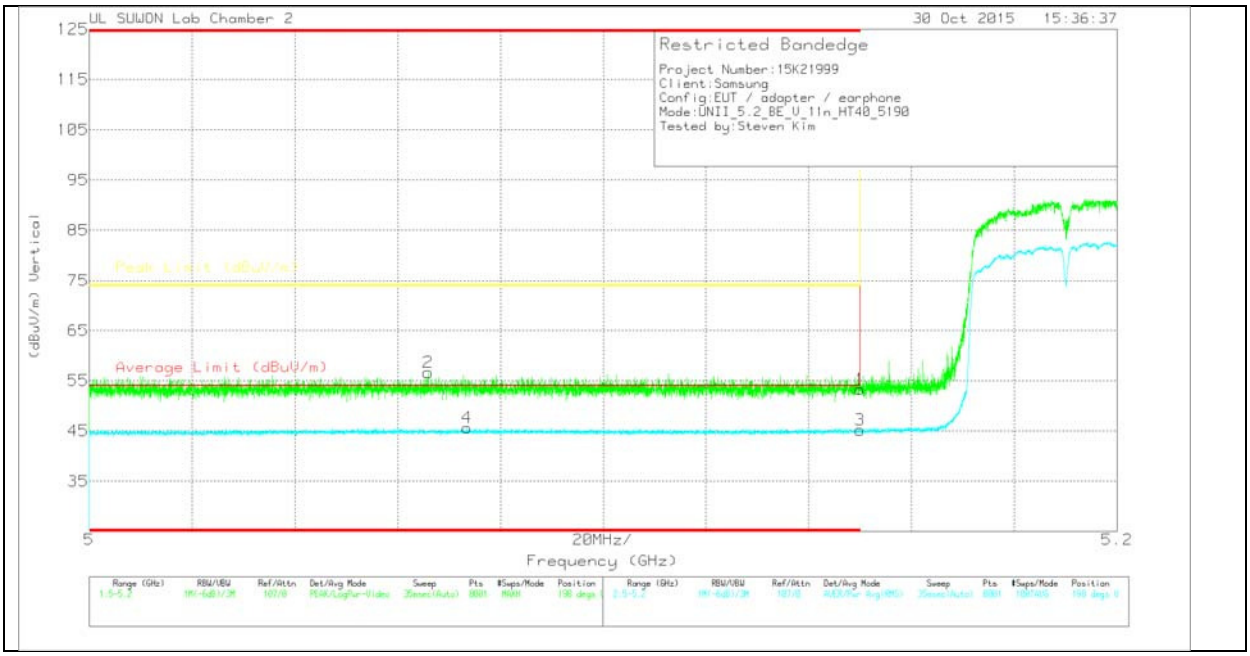

VERTICAL DATA

TRACE MARKERS

Marker	Frequency (GHz)	Meter Reading (dBuV)	Det	3117(00168717)_150619	Path_2_10dB	DC Corr (dB)	Corrected Reading (dBuV/m)	Average Limit (dBuV/m)	Margin (dB)	Peak Limit (dBuV/m)	PK Margin (dB)	Azimuth (Degs)	Height (cm)	Polarity
1	* 5.15	35.6	Pk	34.1	-16.4	0	53.3	-	-	74	-20.7	198	255	V
2	* 5.066	38.95	Pk	34	-16.3	0	56.65	-	-	74	-17.35	198	255	V
3	* 5.15	26.88	RMS	34.1	-16.4	.63	45.21	54	-8.79	-	-	198	255	V
4	* 5.074	27.33	RMS	34	-16.3	.63	45.66	54	-8.34	-	-	198	255	V

* - indicates frequency in CFR15.205/IC7.2.2 Restricted Band

Pk - Peak detector

RMS - RMS detection

UL Korea, Ltd. Suwon Laboratory FORM ID: FCC_15E
218 Maeyeong-ro, Yeongtong-gu, Suwon-si, Gyeonggi-do, 443-823, Korea
TEL: (031) 337-9902 FAX: (031) 213-5433
UL Korea, Ltd. Confidential
This report shall not be reproduced except in full, without the written approval of UL Korea, Ltd.

HARMONICS AND SPURIOUS EMISSIONS

LOW CHANNEL HORIZONTAL

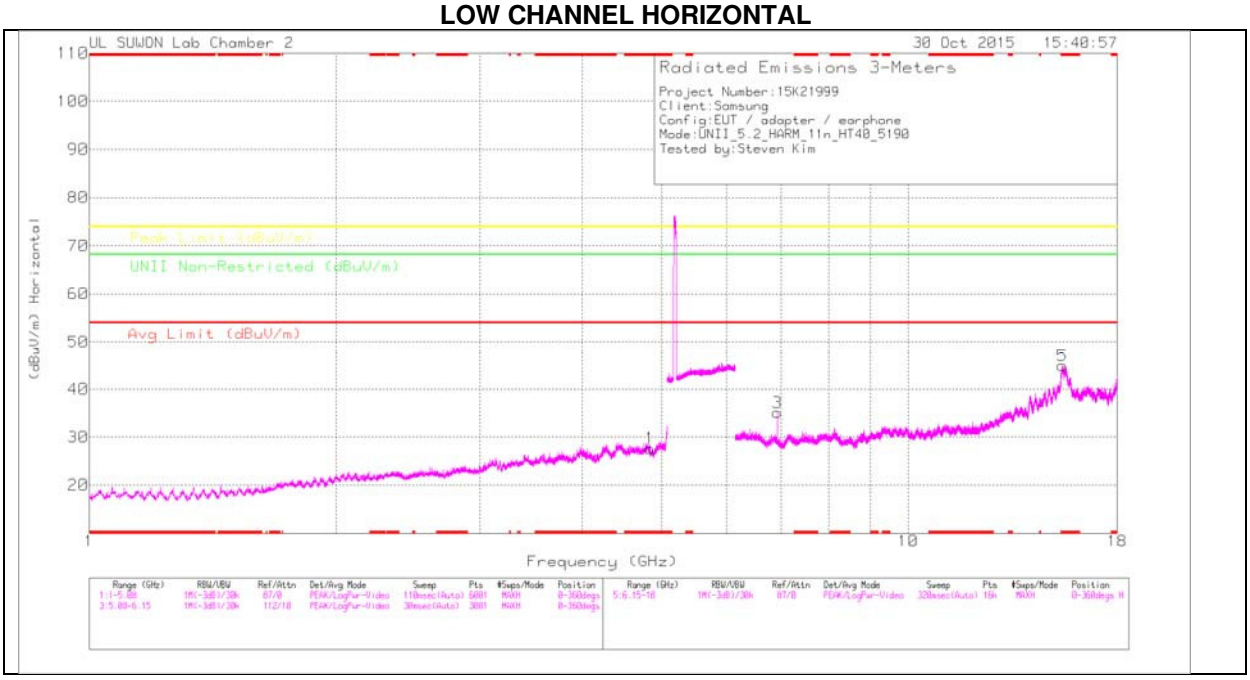

LOW CHANNEL VERTICAL

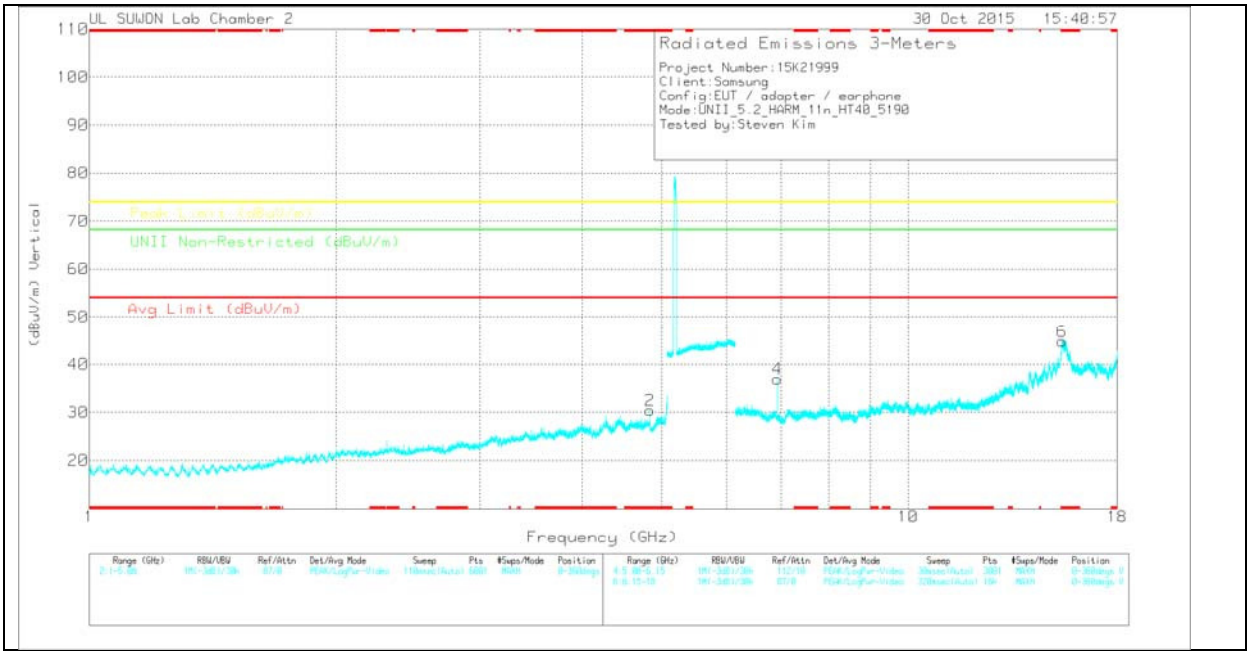

Note: Emission was scanned up to 40GHz; No emissions were detected above the noise floor which was at least 20dB below the specification limit.

UL Korea, Ltd. Suwon Laboratory FORM ID: FCC_15E
218 Maeyeong-ro, Yeongtong-gu, Suwon-si, Gyeonggi-do, 443-823, Korea
TEL: (031) 337-9902 FAX: (031) 213-5433
UL Korea, Ltd. Confidential
This report shall not be reproduced except in full, without the written approval of UL Korea, Ltd.

LOW CHANNEL DATA

TRACE MARKERS

Marker	Frequency (GHz)	Meter Reading (dBuV)	Det	3117(0016 8717)_150 619	Path_4	DC Corr (dB)	Corrected Reading (dBuV/m)	Avg Limit (dBuV/m)	Margin (dB)	Peak Limit (dBuV/m)	Margin (dB)	UNII Non-Restricted (dBuV/m)	Margin (dB)	Azimuth (Degs)	Height (cm)	Polarity
1	* 4.838	26.17	PK	34	-32.5	0	27.67	-	-	74	-46.33	-	-	0-360	100	H
2	* 4.838	28.92	PK	34	-32.5	0	30.42	-	-	74	-43.58	-	-	0-360	200	V
3	6.919	29.51	PK	35.7	-30.1	0	35.11	-	-	-	-	68.2	-33.09	0-360	200	H
5	* 15.429	19.87	PK	40.2	-15.1	0	44.97	-	-	74	-29.03	-	-	0-360	100	H
4	6.919	31.34	PK	35.7	-30.1	0	36.94	-	-	-	-	68.2	-31.26	0-360	100	V
6	* 15.423	19.79	PK	40.2	-15.2	0	44.79	-	-	74	-29.21	-	-	0-360	200	V

* - indicates frequency in CFR15.205/IC7.2.2 Restricted Band

PK – Peak detector

Radiated Emissions

Frequency (GHz)	Meter Reading (dBuV)	Det	3117(0016871 7)_150619	Path_4	DC Corr (dB)	Corrected Reading (dBuV/m)	Avg Limit (dBuV/m)	Margin (dB)	Peak Limit (dBuV/m)	Margin (dB)	UNII Non-Restricted (dBuV/m)	Margin (dB)	Azimuth (Degs)	Height (cm)	Polarity
* 4.838	38.93	PK-U	34	-32.5	0	40.43	-	-	74	-33.57	-	-	270	226	V
* 4.838	28.1	ADR	34	-32.5	0	29.6	54	-24.4	-	-	-	-	270	226	V
6.92	37.51	PK-U	35.7	-30.1	0	43.11	-	-	-	-	68.2	-25.09	43	186	H
6.92	38.29	PK-U	35.7	-30.1	0	43.89	-	-	-	-	68.2	-24.31	251	157	V

* - indicates frequency in CFR15.205/IC7.2.2 Restricted Band

PK-U - U-NII: Maximum Peak

ADR - U-NII AD primary method, RMS average

UL Korea, Ltd. Suwon Laboratory FORM ID: FCC_15E
218 Maeyeong-ro, Yeongtong-gu, Suwon-si, Gyeonggi-do, 443-823, Korea
TEL: (031) 337-9902 FAX: (031) 213-5433
UL Korea, Ltd. Confidential
This report shall not be reproduced except in full, without the written approval of UL Korea, Ltd.

HIGH CHANNEL HORIZONTAL

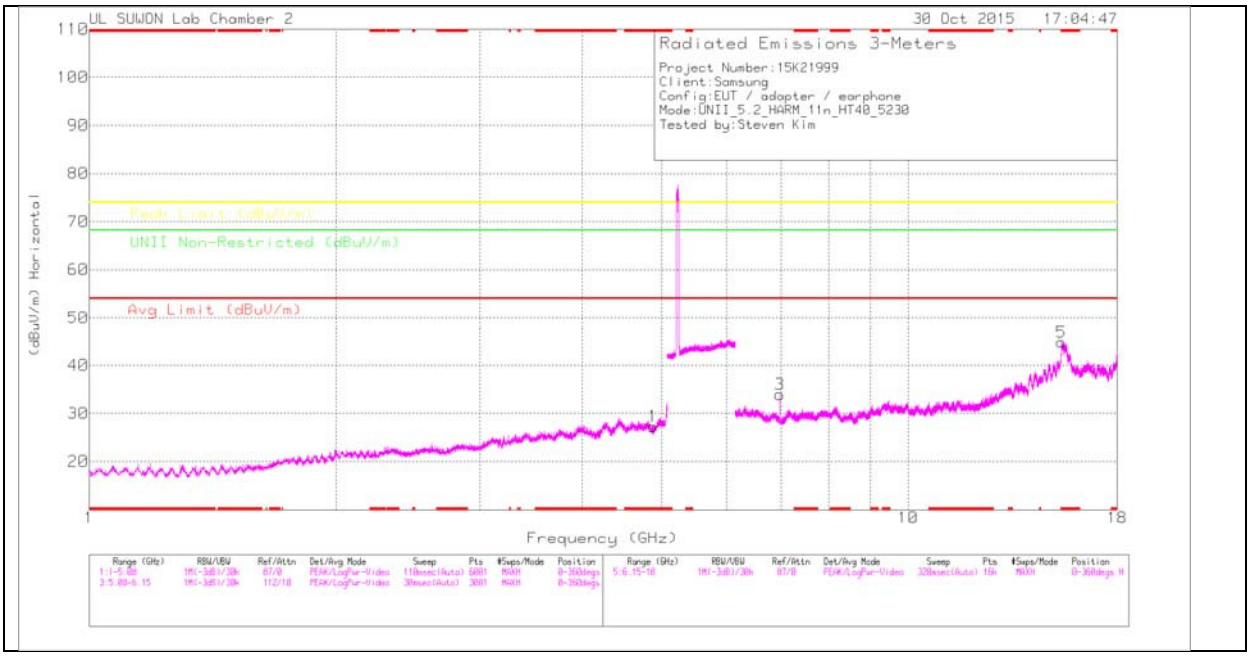

HIGH CHANNEL VERTICAL

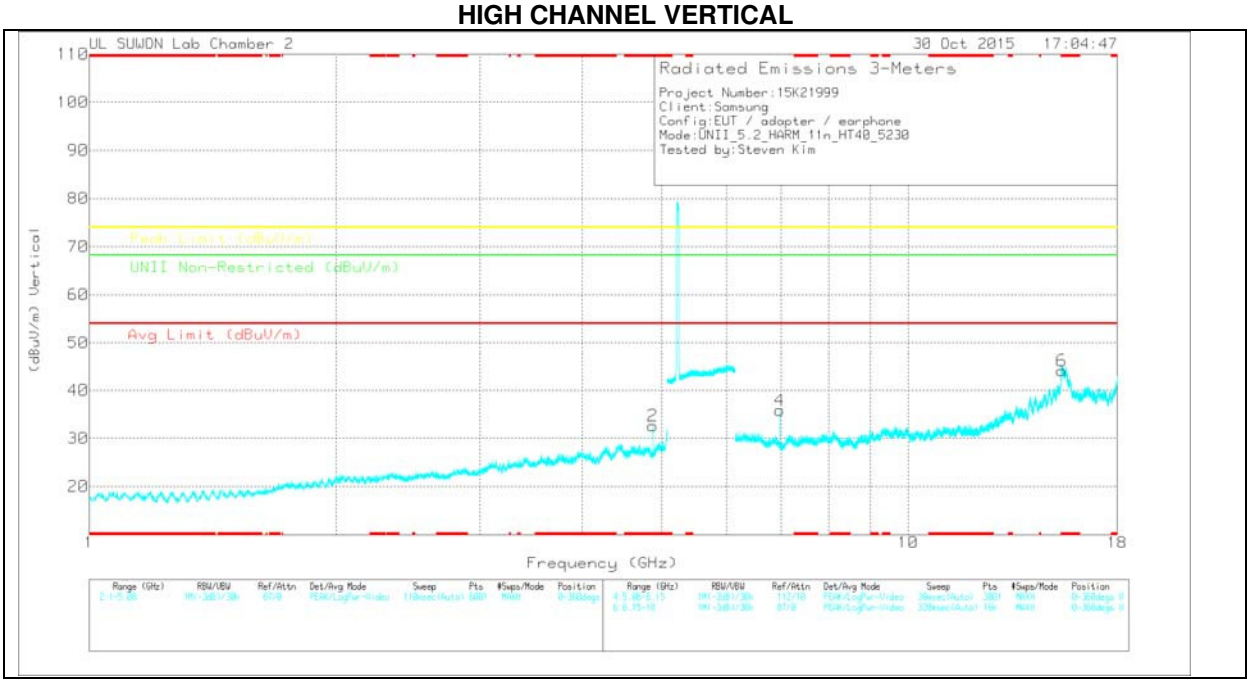

Note: Emission was scanned up to 40GHz; No emissions were detected above the noise floor which was at least 20dB below the specification limit.

UL Korea, Ltd. Suwon Laboratory FORM ID: FCC_15E
218 Maeyeong-ro, Yeongtong-gu, Suwon-si, Gyeonggi-do, 443-823, Korea
TEL: (031) 337-9902 FAX: (031) 213-5433
UL Korea, Ltd. Confidential
This report shall not be reproduced except in full, without the written approval of UL Korea, Ltd.

HIGH CHANNEL DATA

TRACE MARKERS

Marker	Frequency (GHz)	Meter Reading (dBuV)	Det	3117(001687717)_150619	Path_4	DC Corr (dB)	Corrected Reading (dBuV/m)	Avg Limit (dBuV/m)	Margin (dB)	Peak Limit (dBuV/m)	Margin (dB)	UNII Non-Restricted (dBuV/m)	Margin (dB)	Azimuth (Degs)	Height (cm)	Polarity
1	* 4.879	25.48	PK	34	-32.2	0	27.28	-	-	74	-46.72	-	-	0-360	100	H
2	* 4.878	30.83	PK	34	-32.2	0	32.63	-	-	74	-41.37	-	-	0-360	200	V
3	6.973	28.14	PK	35.7	-29.9	0	33.94	-	-	-	-	68.2	-34.26	0-360	100	H
5	* 15.395	20.34	PK	40.2	-15.7	0	44.84	-	-	74	-29.16	-	-	0-360	200	H
4	6.973	30.05	PK	35.7	-29.9	0	35.85	-	-	-	-	68.2	-32.35	0-360	200	V
6	* 15.403	19.17	PK	40.2	-15.3	0	44.07	-	-	74	-29.93	-	-	0-360	100	V

* - indicates frequency in CFR15.205/IC7.2.2 Restricted Band

PK – Peak detector

Radiated Emissions

Frequency (GHz)	Meter Reading (dBuV)	Det	3117(00168717)_150619	Path_4	DC Corr (dB)	Corrected Reading (dBuV/m)	Avg Limit (dBuV/m)	Margin (dB)	Peak Limit (dBuV/m)	Margin (dB)	UNII Non-Restricted (dBuV/m)	Margin (dB)	Azimuth (Degs)	Height (cm)	Polarity
* 4.878	38.95	PK-U	34	-32.2	0	40.75	-	-	74	-33.25	-	-	268	177	V
* 4.878	28.49	ADR	34	-32.2	0	30.29	54	-23.71	-	-	-	-	268	177	V
6.973	36.51	PK-U	35.7	-29.9	0	42.31	-	-	-	-	68.2	-25.89	41	185	H
6.973	36.78	PK-U	35.7	-29.9	0	42.58	-	-	-	-	68.2	-25.62	179	136	V

* - indicates frequency in CFR15.205/IC7.2.2 Restricted Band

PK-U - U-NII: Maximum Peak

ADR - U-NII AD primary method, RMS average

UL Korea, Ltd. Suwon Laboratory FORM ID: FCC_15E
218 Maeyeong-ro, Yeongtong-gu, Suwon-si, Gyeonggi-do, 443-823, Korea
TEL: (031) 337-9902 FAX: (031) 213-5433
UL Korea, Ltd. Confidential
This report shall not be reproduced except in full, without the written approval of UL Korea, Ltd.

11.1.4. TX ABOVE 1GHz 802.11ac HT80 2TX CDD MODE IN THE 5.2GHz BAND RESTRICTED BANDEDGE (LOW CHANNEL)

HORIZONTAL PEAK AND AVERAGE PLOT

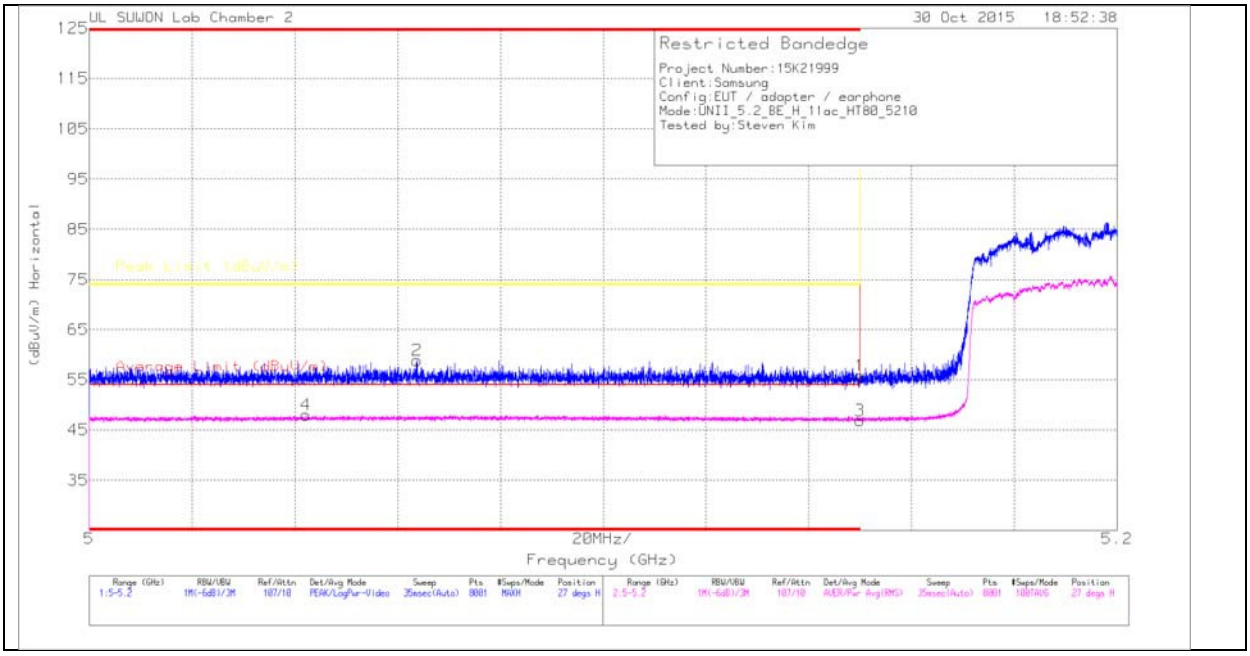

HORIZONTAL DATA

TRACE MARKERS

Marker	Frequency (GHz)	Meter Reading (dBuV)	Det	3117(00168717)_150619	Path_2_10dB	DC Corr (dB)	Corrected Reading (dBuV/m)	Average Limit (dBuV/m)	Margin (dB)	Peak Limit (dBuV/m)	PK Margin (dB)	Azimuth (Degs)	Height (cm)	Polarity
1	* 5.15	38.09	Pk	34.1	-16.4	0	55.79	-	-	74	-18.21	27	100	H
2	* 5.064	41.14	Pk	34	-16.3	0	58.84	-	-	74	-15.16	27	100	H
3	* 5.15	27.97	RMS	34.1	-16.4	1.2	46.87	54	-7.13	-	-	27	100	H
4	* 5.042	29.11	RMS	34	-16.3	1.2	48.01	54	-5.99	-	-	27	100	H

* - indicates frequency in CFR15.205/IC7.2.2 Restricted Band

Pk - Peak detector

RMS - RMS detection

UL Korea, Ltd. Suwon Laboratory FORM ID: FCC_15E
218 Maeyeong-ro, Yeongtong-gu, Suwon-si, Gyeonggi-do, 443-823, Korea
TEL: (031) 337-9902 FAX: (031) 213-5433
UL Korea, Ltd. Confidential
This report shall not be reproduced except in full, without the written approval of UL Korea, Ltd.

VERTICAL PEAK AND AVERAGE PLOT

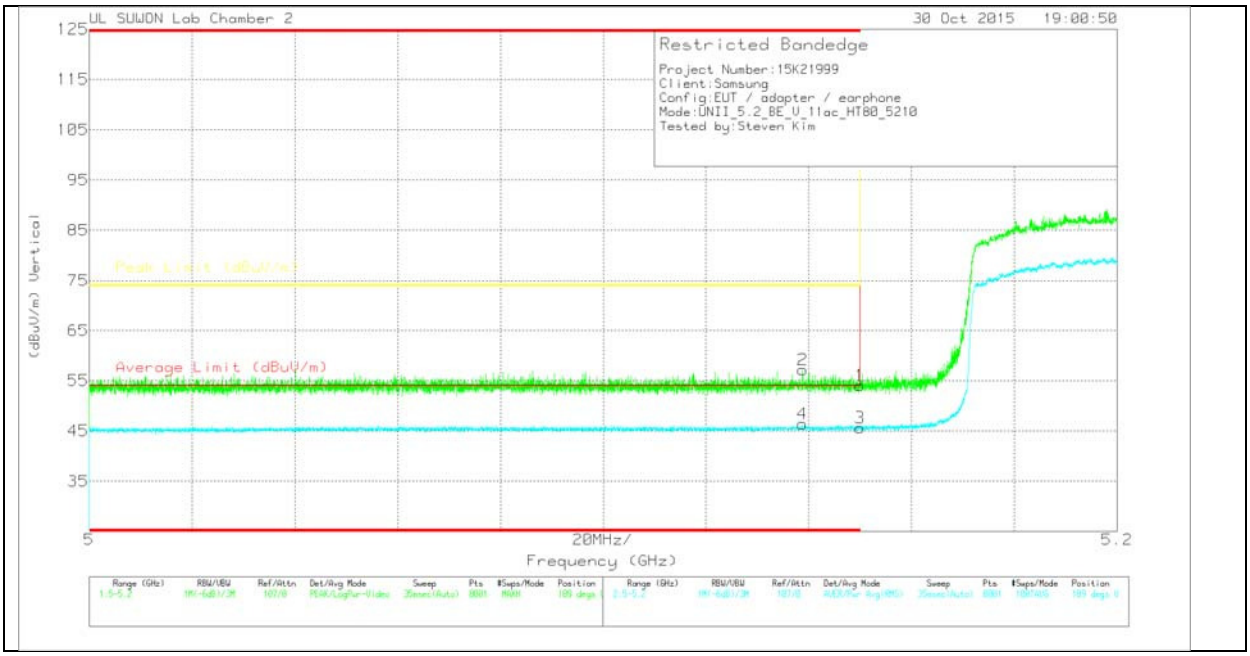

VERTICAL DATA

TRACE MARKERS

Marker	Frequency (GHz)	Meter Reading (dBuV)	Det	3117(00168717)_150619	Path_2_10dB	DC Corr (dB)	Corrected Reading (dBuV/m)	Average Limit (dBuV/m)	Margin (dB)	Peak Limit (dBuV/m)	PK Margin (dB)	Azimuth (Degs)	Height (cm)	Polarity
1	* 5.15	36.34	Pk	34.1	-16.4	0	54.04	-	-	74	-19.96	189	259	V
2	* 5.139	39.49	Pk	34.1	-16.4	0	57.19	-	-	74	-16.81	189	259	V
3	* 5.15	26.74	RMS	34.1	-16.4	1.2	45.64	54	-8.36	-	-	189	259	V
4	* 5.139	27.52	RMS	34.1	-16.4	1.2	46.42	54	-7.58	-	-	189	259	V

* - indicates frequency in CFR15.205/IC7.2.2 Restricted Band

Pk - Peak detector

RMS - RMS detection

UL Korea, Ltd. Suwon Laboratory FORM ID: FCC_15E
218 Maeyeong-ro, Yeongtong-gu, Suwon-si, Gyeonggi-do, 443-823, Korea
TEL: (031) 337-9902 FAX: (031) 213-5433
UL Korea, Ltd. Confidential
This report shall not be reproduced except in full, without the written approval of UL Korea, Ltd.

HARMONICS AND SPURIOUS EMISSIONS

MID CHANNEL HORIZONTAL

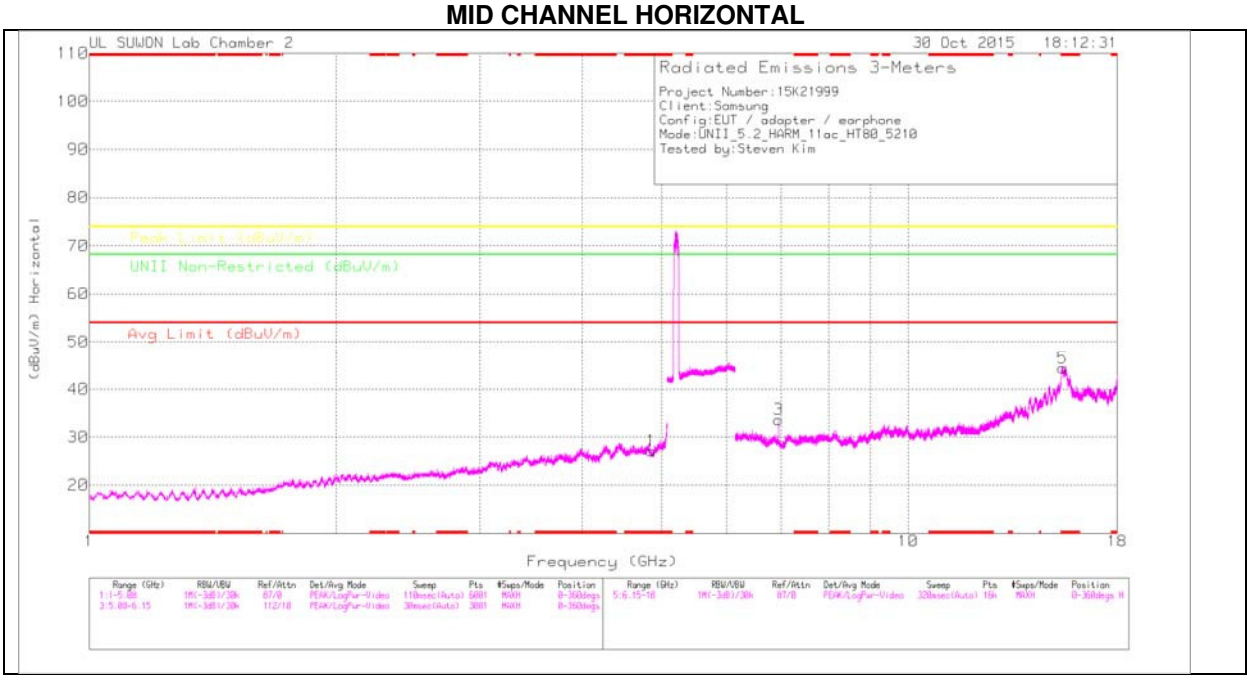

MID CHANNEL VERTICAL

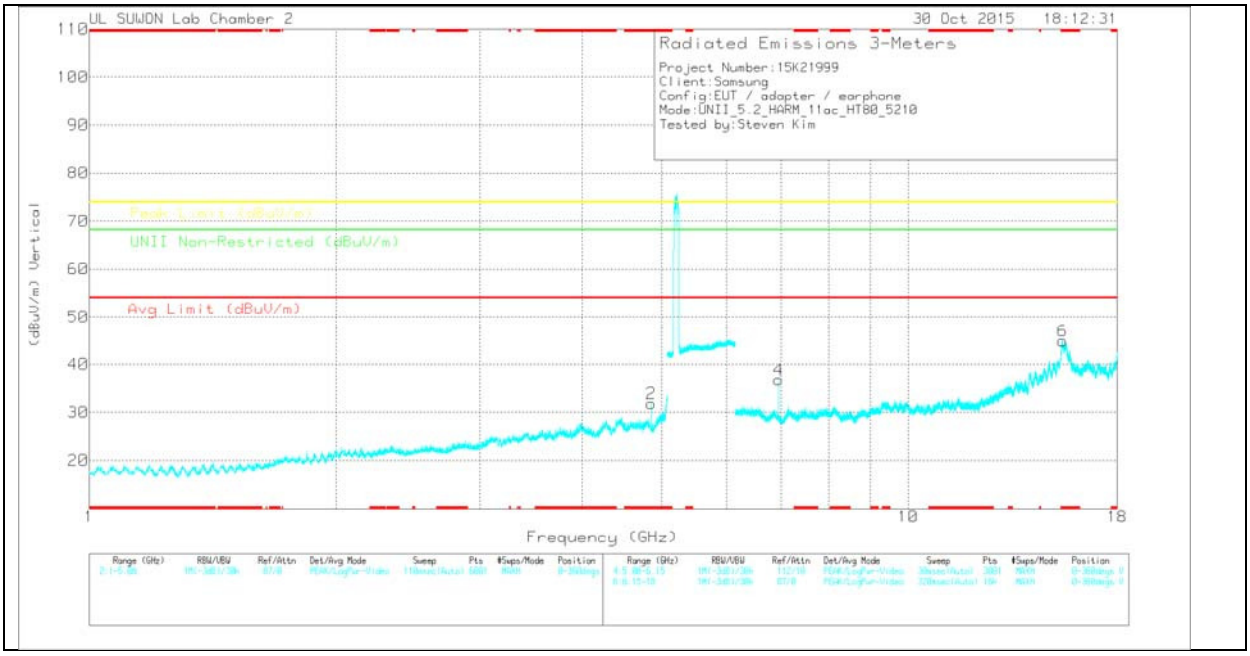

Note: Emission was scanned up to 40GHz; No emissions were detected above the noise floor which was at least 20dB below the specification limit.

UL Korea, Ltd. Suwon Laboratory FORM ID: FCC_15E
218 Maeyeong-ro, Yeongtong-gu, Suwon-si, Gyeonggi-do, 443-823, Korea
TEL: (031) 337-9902 FAX: (031) 213-5433
UL Korea, Ltd. Confidential
This report shall not be reproduced except in full, without the written approval of UL Korea, Ltd.

MID CHANNEL DATA

TRACE MARKERS

Marker	Frequency (GHz)	Meter Reading (dBuV)	Det	3117(001687717)_150619	Path_4	DC Corr (dB)	Corrected Reading (dBuV/m)	Avg Limit (dBuV/m)	Margin (dB)	Peak Limit (dBuV/m)	Margin (dB)	UNII Non-Restricted (dBuV/m)	Margin (dB)	Azimuth (Degs)	Height (cm)	Polarity
1	* 4.858	25.66	PK	34	-32.5	0	27.16	-	-	74	-46.84	-	-	0-360	100	H
2	* 4.858	30.35	PK	34	-32.5	0	31.85	-	-	74	-42.15	-	-	0-360	200	V
3	6.946	27.98	PK	35.7	-30	0	33.68	-	-	-	-	68.2	-34.52	0-360	200	H
5	* 15.434	19.36	PK	40.2	-15.1	0	44.46	-	-	74	-29.54	-	-	0-360	200	H
4	6.946	31.1	PK	35.7	-30	0	36.8	-	-	-	-	68.2	-31.4	0-360	100	V
6	* 15.435	19.7	PK	40.2	-15	0	44.9	-	-	74	-29.1	-	-	0-360	200	V

* - indicates frequency in CFR15.205/IC7.2.2 Restricted Band

PK – Peak detector

Radiated Emissions

Frequency (GHz)	Meter Reading (dBuV)	Det	3117(00168717)_150619	Path_4	DC Corr (dB)	Corrected Reading (dBuV/m)	Avg Limit (dBuV/m)	Margin (dB)	Peak Limit (dBuV/m)	Margin (dB)	UNII Non-Restricted (dBuV/m)	Margin (dB)	Azimuth (Degs)	Height (cm)	Polarity
* 4.858	38.54	PK-U	34	-32.5	0	40.04	-	-	74	-33.96	-	-	266	175	V
* 4.858	29.02	ADR	34	-32.5	0	30.52	54	-23.48	-	-	-	-	266	175	V
6.946	37.14	PK-U	35.7	-30	0	42.84	-	-	-	-	68.2	-25.36	43	186	H
6.947	37.66	PK-U	35.7	-30	0	43.36	-	-	-	-	68.2	-24.84	251	173	V

* - indicates frequency in CFR15.205/IC7.2.2 Restricted Band

PK-U - U-NII: Maximum Peak

ADR - U-NII AD primary method, RMS average

UL Korea, Ltd. Suwon Laboratory FORM ID: FCC_15E
218 Maeyeong-ro, Yeongtong-gu, Suwon-si, Gyeonggi-do, 443-823, Korea
TEL: (031) 337-9902 FAX: (031) 213-5433
UL Korea, Ltd. Confidential
This report shall not be reproduced except in full, without the written approval of UL Korea, Ltd.

11.2. 5.3 GHz

11.2.1. TX ABOVE 1 GHz 802.11a 2TX CDD MODE IN THE 5.3 GHz BAND AUTHORIZED BANDEDGE (HIGH CHANNEL)

HORIZONTAL PEAK AND AVERAGE PLOT

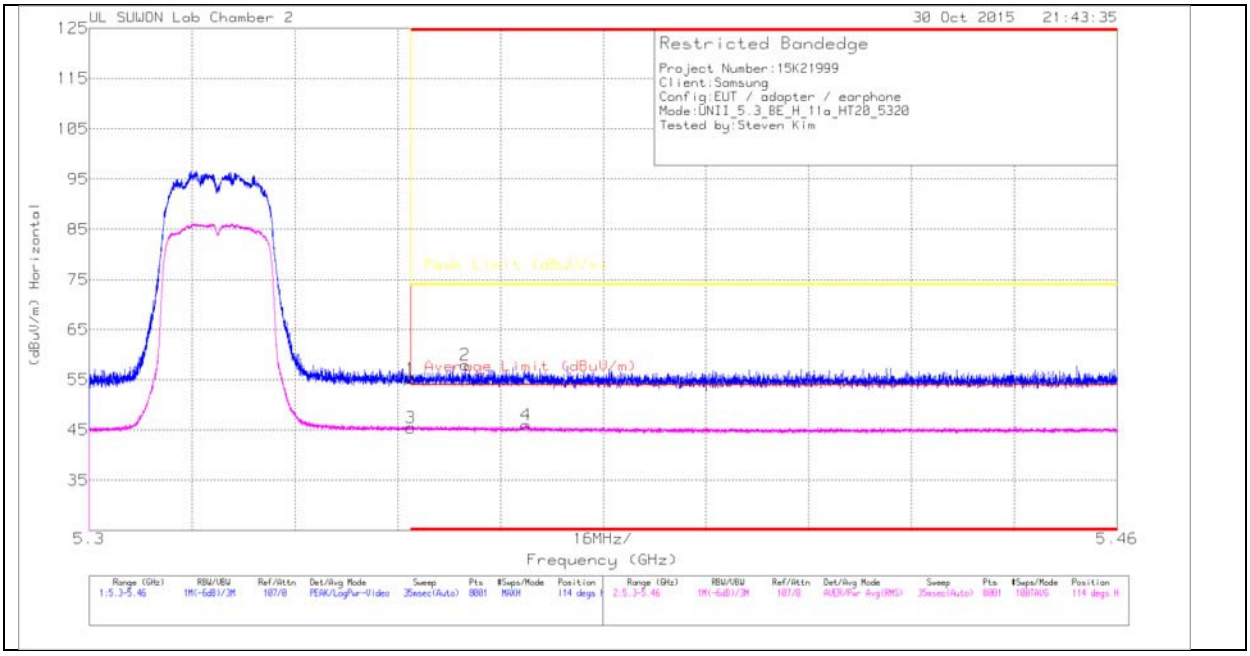

HORIZONTAL DATA

TRACE MARKERS

Marker	Frequency (GHz)	Meter Reading (dBuV)	Det	3117(00168717)_150619	Path_2_10dB	DC Corr (dB)	Corrected Reading (dBuV/m)	Average Limit (dBuV/m)	Margin (dB)	Peak Limit (dBuV/m)	PK Margin (dB)	Azimuth (Degs)	Height (cm)	Polarity
1	* 5.35	37.13	Pk	34.4	-16.3	0	55.23	-	-	74	-18.77	114	373	H
2	* 5.358	39.83	Pk	34.4	-16.3	0	57.93	-	-	74	-16.07	114	373	H
3	* 5.35	27.03	RMS	34.4	-16.3	.31	45.44	54	-8.56	-	-	114	373	H
4	* 5.368	27.62	RMS	34.4	-16.3	.31	46.03	54	-7.97	-	-	114	373	H

* - indicates frequency in CFR15.205/IC7.2.2 Restricted Band

Pk - Peak detector

RMS - RMS detection

UL Korea, Ltd. Suwon Laboratory FORM ID: FCC_15E
218 Maeyeong-ro, Yeongtong-gu, Suwon-si, Gyeonggi-do, 443-823, Korea
TEL: (031) 337-9902 FAX: (031) 213-5433
UL Korea, Ltd. Confidential
This report shall not be reproduced except in full, without the written approval of UL Korea, Ltd.

VERTICAL PEAK AND AVERAGE PLOT

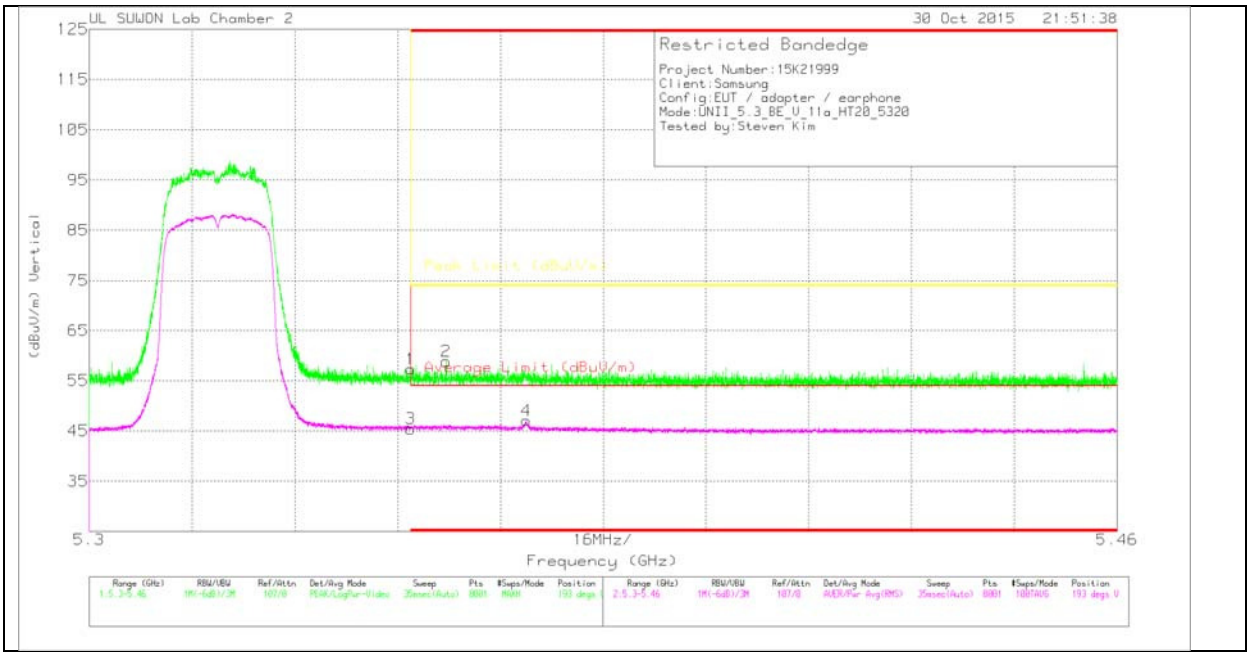

VERTICAL DATA

TRACE MARKERS

Marker	Frequency (GHz)	Meter Reading (dBuV)	Det	3117(00168717)_150619	Path_2_10dB	DC Corr (dB)	Corrected Reading (dBuV/m)	Average Limit (dBuV/m)	Margin (dB)	Peak Limit (dBuV/m)	PK Margin (dB)	Azimuth (Degs)	Height (cm)	Polarity
1	* 5.35	39.17	Pk	34.4	-16.3	0	57.27	-	-	74	-16.73	193	202	V
2	* 5.356	40.74	Pk	34.4	-16.3	0	58.84	-	-	74	-15.16	193	202	V
3	* 5.35	27.03	RMS	34.4	-16.3	.31	45.44	54	-8.56	-	-	193	202	V
4	* 5.368	28.64	RMS	34.4	-16.3	.31	47.05	54	-6.95	-	-	193	202	V

* - indicates frequency in CFR15.205/IC7.2.2 Restricted Band

Pk - Peak detector

RMS - RMS detection

UL Korea, Ltd. Suwon Laboratory FORM ID: FCC_15E
218 Maeyeong-ro, Yeongtong-gu, Suwon-si, Gyeonggi-do, 443-823, Korea
TEL: (031) 337-9902 FAX: (031) 213-5433
UL Korea, Ltd. Confidential
This report shall not be reproduced except in full, without the written approval of UL Korea, Ltd.

HARMONICS AND SPURIOUS EMISSIONS

LOW CHANNEL HORIZONTAL

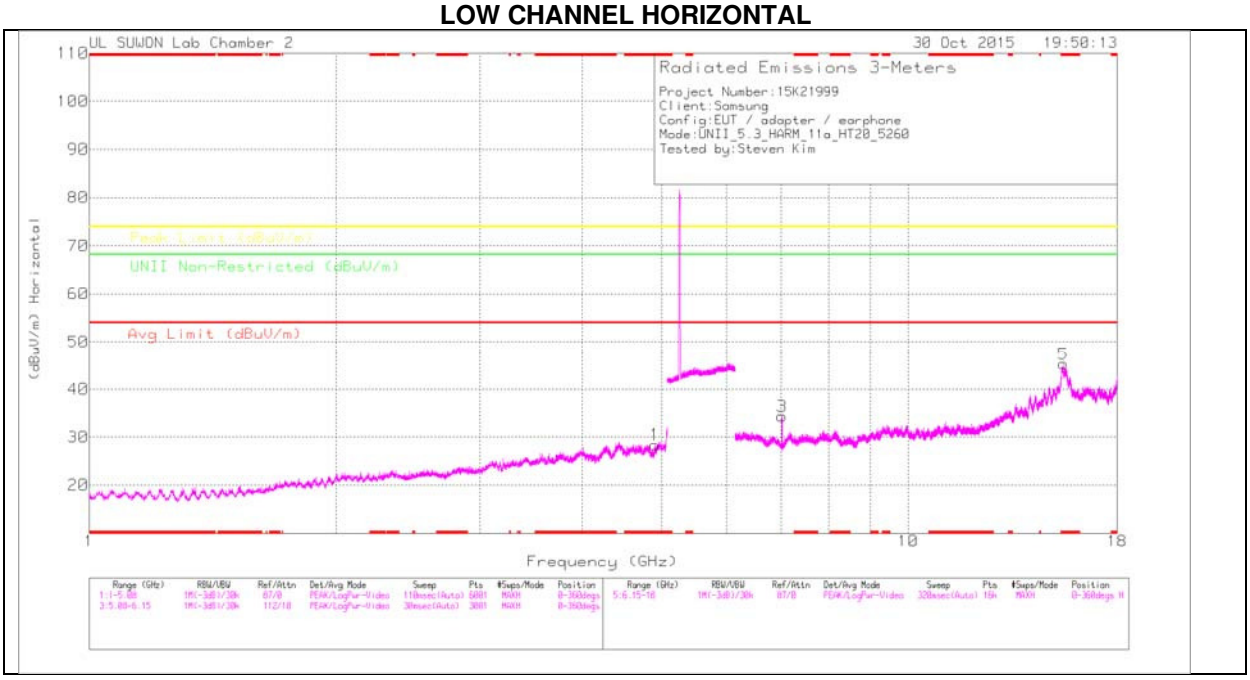

LOW CHANNEL VERTICAL

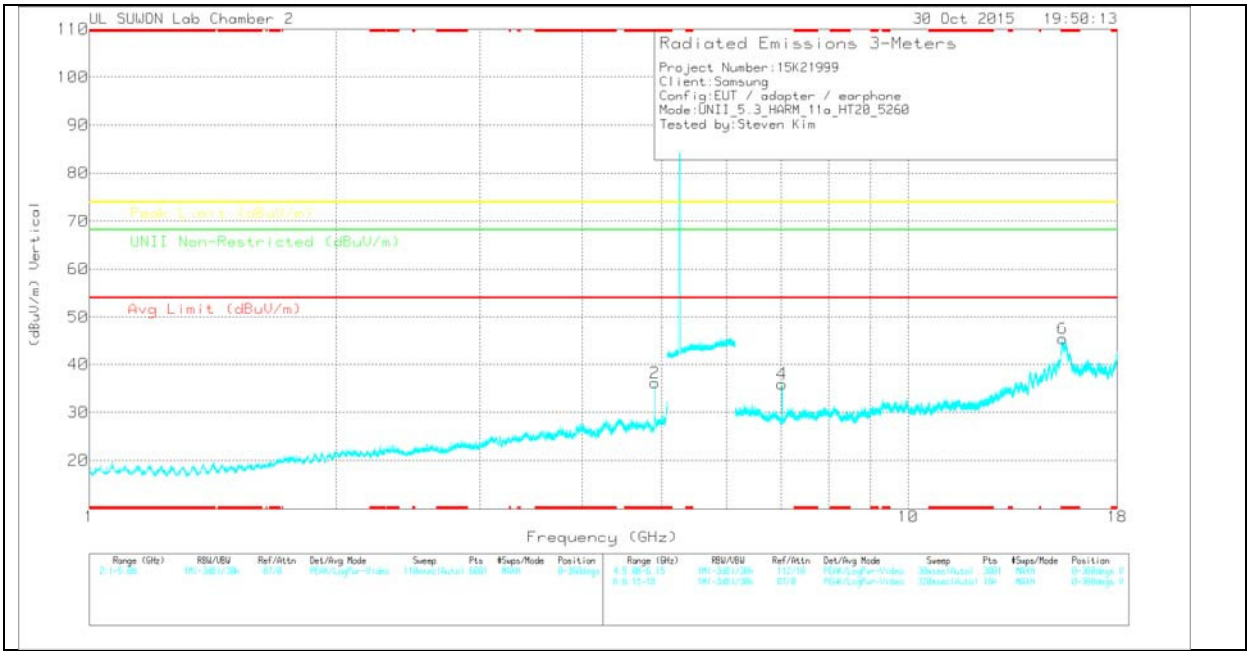

Note: Emission was scanned up to 40GHz; No emissions were detected above the noise floor which was at least 20dB below the specification limit.

UL Korea, Ltd. Suwon Laboratory FORM ID: FCC_15E
218 Maeyeong-ro, Yeongtong-gu, Suwon-si, Gyeonggi-do, 443-823, Korea
TEL: (031) 337-9902 FAX: (031) 213-5433
UL Korea, Ltd. Confidential
This report shall not be reproduced except in full, without the written approval of UL Korea, Ltd.

LOW CHANNEL DATA

TRACE MARKERS

Marker	Frequency (GHz)	Meter Reading (dBuV)	Det	3117(001687717)_150619	Path_4	DC Corr (dB)	Corrected Reading (dBuV/m)	Avg Limit (dBuV/m)	Margin (dB)	Peak Limit (dBuV/m)	Margin (dB)	UNII Non-Restricted (dBuV/m)	Margin (dB)	Azimuth (Degs)	Height (cm)	Polarity
1	* 4.909	26.33	PK	34	-31.9	0	28.43	-	-	74	-45.57	-	-	0-360	200	H
2	* 4.909	34.06	PK	34	-31.9	0	36.16	-	-	74	-37.84	-	-	0-360	200	V
3	7.013	28.55	PK	35.7	-29.9	0	34.35	-	-	-	-	68.2	-33.85	0-360	200	H
5	* 15.459	20.19	PK	40.2	-15.1	0	45.29	-	-	74	-28.71	-	-	0-360	200	H
4	7.013	30.13	PK	35.7	-29.9	0	35.93	-	-	-	-	68.2	-32.27	0-360	200	V
6	* 15.444	20.19	PK	40.2	-15	0	45.39	-	-	74	-28.61	-	-	0-360	200	V

* - indicates frequency in CFR15.205/IC7.2.2 Restricted Band

PK – Peak detector

Radiated Emissions

Frequency (GHz)	Meter Reading (dBuV)	Det	3117(00168717)_150619	Path_4	DC Corr (dB)	Corrected Reading (dBuV/m)	Avg Limit (dBuV/m)	Margin (dB)	Peak Limit (dBuV/m)	Margin (dB)	UNII Non-Restricted (dBuV/m)	Margin (dB)	Azimuth (Degs)	Height (cm)	Polarity
* 4.908	41.37	PK-U	34	-31.9	0	43.47	-	-	74	-30.53	-	-	270	199	V
* 4.908	32.17	ADR	34	-31.9	0	34.27	54	-19.73	-	-	-	-	270	199	V
7.013	36.79	PK-U	35.7	-29.9	0	42.59	-	-	-	-	68.2	-25.61	16	260	H
7.013	37.91	PK-U	35.7	-29.9	0	43.71	-	-	-	-	68.2	-24.49	231	204	V

* - indicates frequency in CFR15.205/IC7.2.2 Restricted Band

PK-U - U-NII: Maximum Peak

ADR - U-NII AD primary method, RMS average

UL Korea, Ltd. Suwon Laboratory FORM ID: FCC_15E
218 Maeyeong-ro, Yeongtong-gu, Suwon-si, Gyeonggi-do, 443-823, Korea
TEL: (031) 337-9902 FAX: (031) 213-5433
UL Korea, Ltd. Confidential
This report shall not be reproduced except in full, without the written approval of UL Korea, Ltd.

MID CHANNEL HORIZONTAL

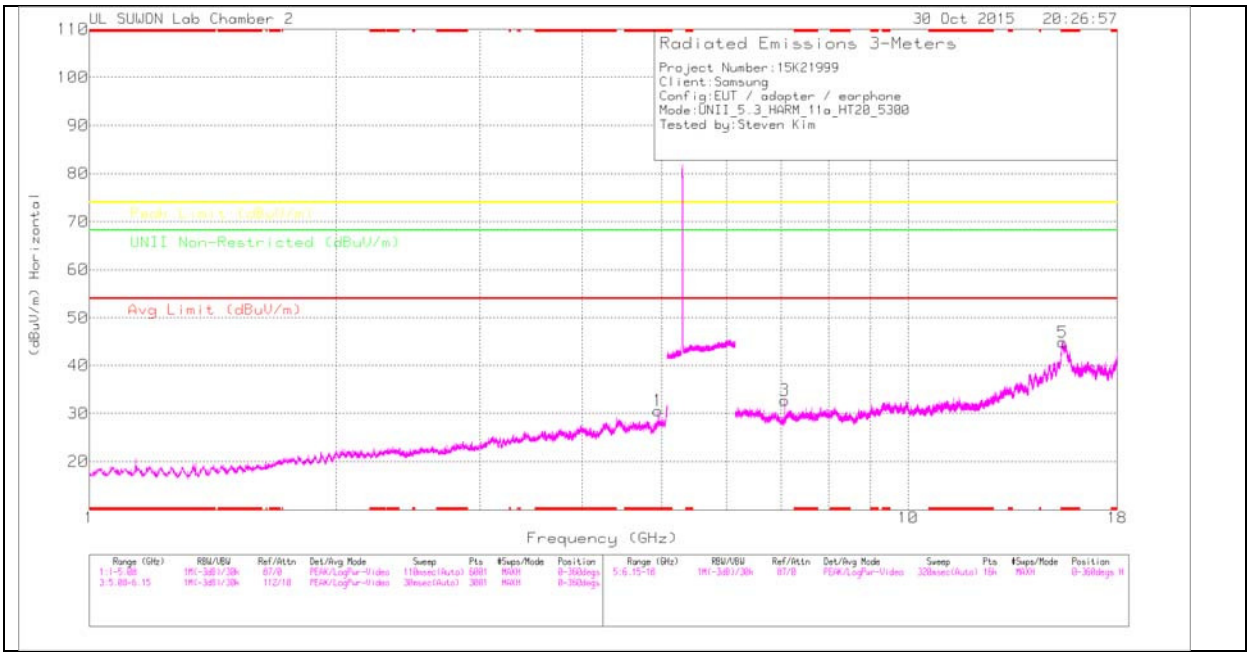

MID CHANNEL VERTICAL

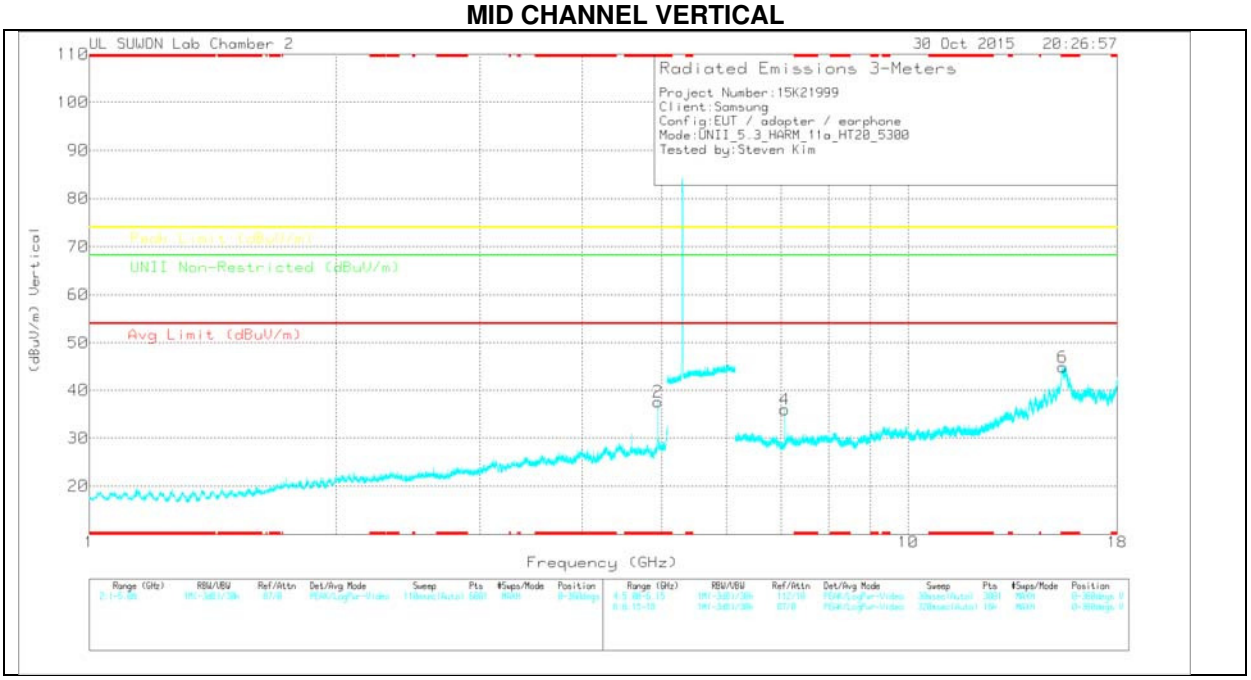

Note: Emission was scanned up to 40GHz; No emissions were detected above the noise floor which was at least 20dB below the specification limit.

UL Korea, Ltd. Confidential
This report shall not be reproduced except in full, without the written approval of UL Korea, Ltd.

MID CHANNEL DATA

TRACE MARKERS

Marker	Frequency (GHz)	Meter Reading (dBuV)	Det	3117(001687 17)_150619	Path_4	DC Corr (dB)	Corrected Reading (dBuV/m)	Avg Limit (dBuV/m)	Margin (dB)	Peak Limit (dBuV/m)	Margin (dB)	UNII Non-Restricted (dBuV/m)	Margin (dB)	Azimuth (Degs)	Height (cm)	Polarity
1	* 4.948	28.61	PK	34	-32	0	30.61	-	-	74	-43.39	-	-	0-360	200	H
2	* 4.948	35.61	PK	34	-32	0	37.61	-	-	74	-36.39	-	-	0-360	200	V
3	7.066	26.87	PK	35.7	-29.8	0	32.77	-	-	-	-	68.2	-35.43	0-360	100	H
5	* 15.441	19.63	PK	40.2	-15	0	44.83	-	-	74	-29.17	-	-	0-360	200	H
4	7.066	30.09	PK	35.7	-29.8	0	35.99	-	-	-	-	68.2	-32.21	0-360	200	V
6	* 15.445	19.66	PK	40.2	-15	0	44.86	-	-	74	-29.14	-	-	0-360	100	V

* - indicates frequency in CFR15.205/IC7.2.2 Restricted Band

PK – Peak detector

Radiated Emissions

Frequency (GHz)	Meter Reading (dBuV)	Det	3117(001687 17)_150619	Path_4	DC Corr (dB)	Corrected Reading (dBuV/m)	Avg Limit (dBuV/m)	Margin (dB)	Peak Limit (dBuV/m)	Margin (dB)	UNII Non-Restricted (dBuV/m)	Margin (dB)	Azimuth (Degs)	Height (cm)	Polarity
* 4.948	41.66	PK-U	34	-32	0	43.66	-	-	74	-30.34	-	-	281	193	V
* 4.948	32.67	ADR	34	-32	0	34.67	54	-19.33	-	-	-	-	281	193	V
7.067	35.51	PK-U	35.7	-29.8	0	41.41	-	-	-	-	68.2	-26.79	33	101	H
7.067	37.02	PK-U	35.7	-29.8	0	42.92	-	-	-	-	68.2	-25.28	236	169	V

* - indicates frequency in CFR15.205/IC7.2.2 Restricted Band

PK-U - U-NII: Maximum Peak

ADR - U-NII AD primary method, RMS average

UL Korea, Ltd. Suwon Laboratory FORM ID: FCC_15E
218 Maeyeong-ro, Yeongtong-gu, Suwon-si, Gyeonggi-do, 443-823, Korea
TEL: (031) 337-9902 FAX: (031) 213-5433
UL Korea, Ltd. Confidential
This report shall not be reproduced except in full, without the written approval of UL Korea, Ltd.

HIGH CHANNEL HORIZONTAL

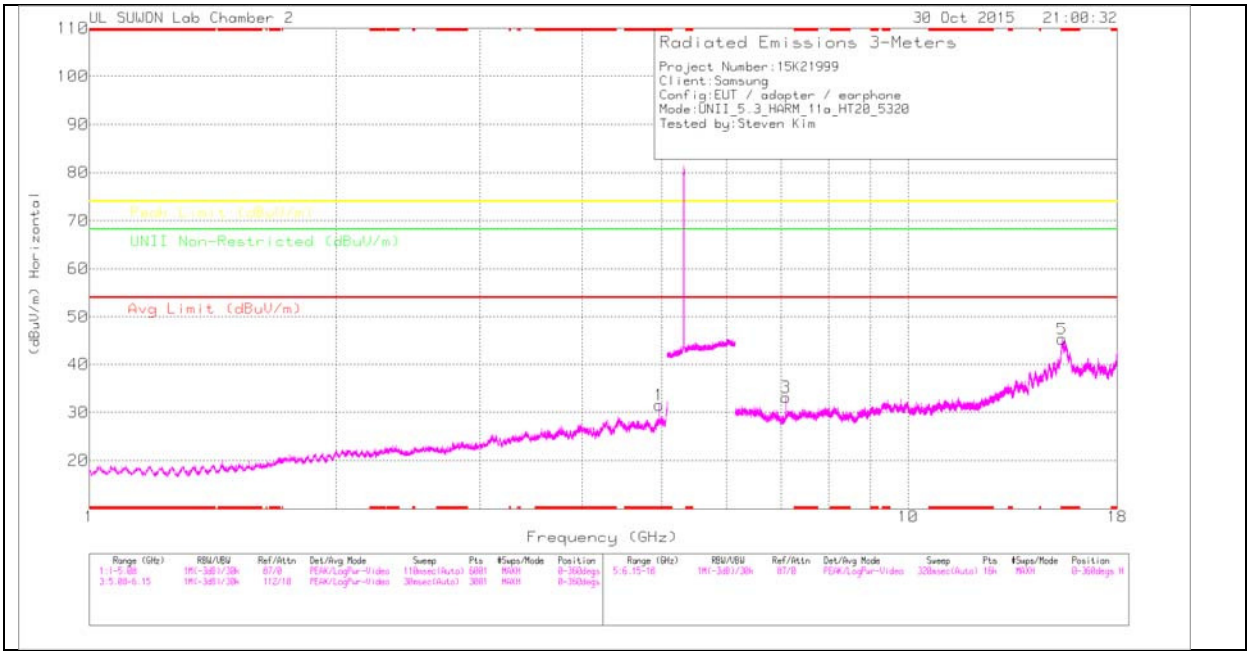

HIGH CHANNEL VERTICAL

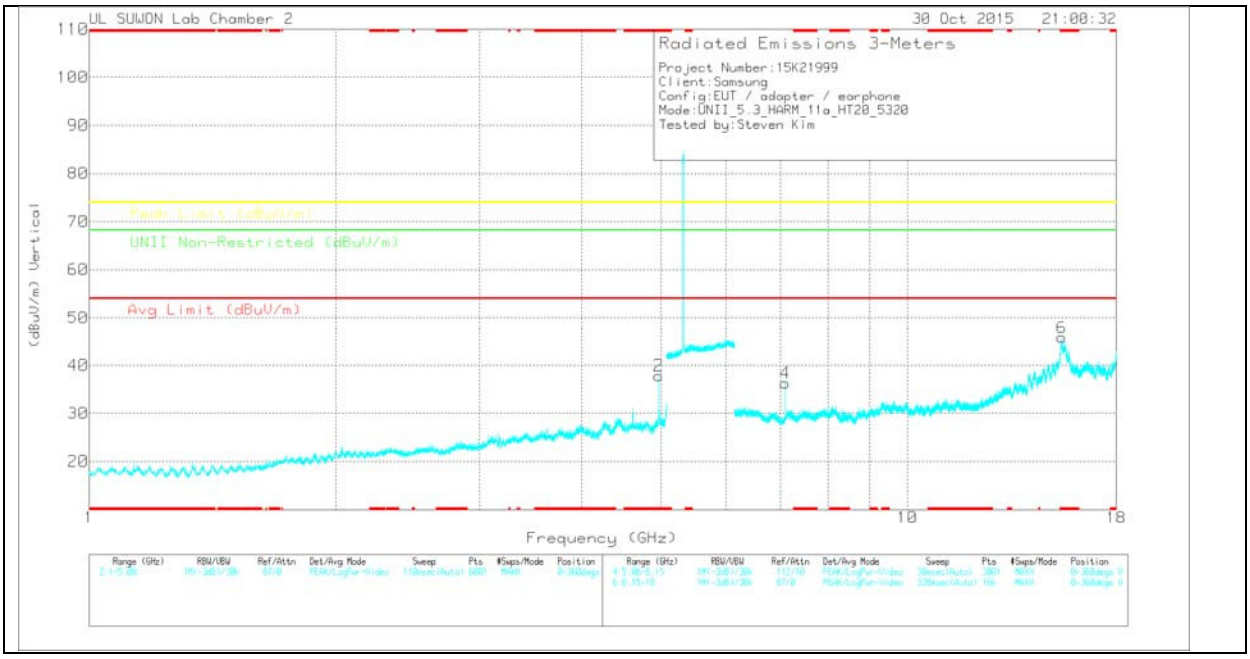

Note: Emission was scanned up to 40GHz; No emissions were detected above the noise floor which was at least 20dB below the specification limit.

UL Korea, Ltd. Suwon Laboratory FORM ID: FCC_15E
218 Maeyeong-ro, Yeongtong-gu, Suwon-si, Gyeonggi-do, 443-823, Korea
TEL: (031) 337-9902 FAX: (031) 213-5433
UL Korea, Ltd. Confidential
This report shall not be reproduced except in full, without the written approval of UL Korea, Ltd.

HIGH CHANNEL DATA

TRACE MARKERS

Marker	Frequency (GHz)	Meter Reading (dBuV)	Det	3117(001687717)_150619	Path_4	DC Corr (dB)	Corrected Reading (dBuV/m)	Avg Limit (dBuV/m)	Margin (dB)	Peak Limit (dBuV/m)	Margin (dB)	UNII Non-Restricted (dBuV/m)	Margin (dB)	Azimuth (Degs)	Height (cm)	Polarity
1	* 4.968	29.24	PK	34.1	-31.8	0	31.54	-	-	74	-42.46	-	-	0-360	200	H
2	* 4.968	35.54	PK	34.1	-31.8	0	37.84	-	-	74	-36.16	-	-	0-360	200	V
3	7.093	27.24	PK	35.7	-29.8	0	33.14	-	-	-	-	68.2	-35.06	0-360	100	H
5	* 15.409	20.38	PK	40.2	-15.3	0	45.28	-	-	74	-28.72	-	-	0-360	200	H
4	7.093	30.41	PK	35.7	-29.8	0	36.31	-	-	-	-	68.2	-31.89	0-360	200	V
6	* 15.432	20.73	PK	40.2	-15.1	0	45.83	-	-	74	-28.17	-	-	0-360	100	V

* - indicates frequency in CFR15.205/IC7.2.2 Restricted Band

PK – Peak detector

Radiated Emissions

Frequency (GHz)	Meter Reading (dBuV)	Det	3117(00168717)_150619	Path_4	DC Corr (dB)	Corrected Reading (dBuV/m)	Avg Limit (dBuV/m)	Margin (dB)	Peak Limit (dBuV/m)	Margin (dB)	UNII Non-Restricted (dBuV/m)	Margin (dB)	Azimuth (Degs)	Height (cm)	Polarity
* 4.968	38.91	PK-U	34.1	-31.8	0	41.21	-	-	74	-32.79	-	-	92	387	H
* 4.968	28.19	ADR	34.1	-31.8	0	30.49	54	-23.51	-	-	-	-	92	387	H
* 4.968	40.56	PK-U	34.1	-31.8	0	42.86	-	-	74	-31.14	-	-	78	332	V
* 4.968	30.84	ADR	34.1	-31.8	0	33.14	54	-20.86	-	-	-	-	78	332	V
7.093	36.83	PK-U	35.7	-29.8	0	42.73	-	-	-	-	68.2	-25.47	25	229	H
7.093	37.78	PK-U	35.7	-29.8	0	43.68	-	-	-	-	68.2	-24.52	236	152	V

* - indicates frequency in CFR15.205/IC7.2.2 Restricted Band

PK-U - U-NII: Maximum Peak

ADR - U-NII AD primary method, RMS average

UL Korea, Ltd. Suwon Laboratory FORM ID: FCC_15E
218 Maeyeong-ro, Yeongtong-gu, Suwon-si, Gyeonggi-do, 443-823, Korea
TEL: (031) 337-9902 FAX: (031) 213-5433
UL Korea, Ltd. Confidential
This report shall not be reproduced except in full, without the written approval of UL Korea, Ltd.

11.2.2. TX ABOVE 1GHz 802.11n HT20 2TX CDD MODE IN THE 5.3GHz BAND

AUTHORIZED BANDEDGE (HIGH CHANNEL)

HORIZONTAL PEAK AND AVERAGE PLOT

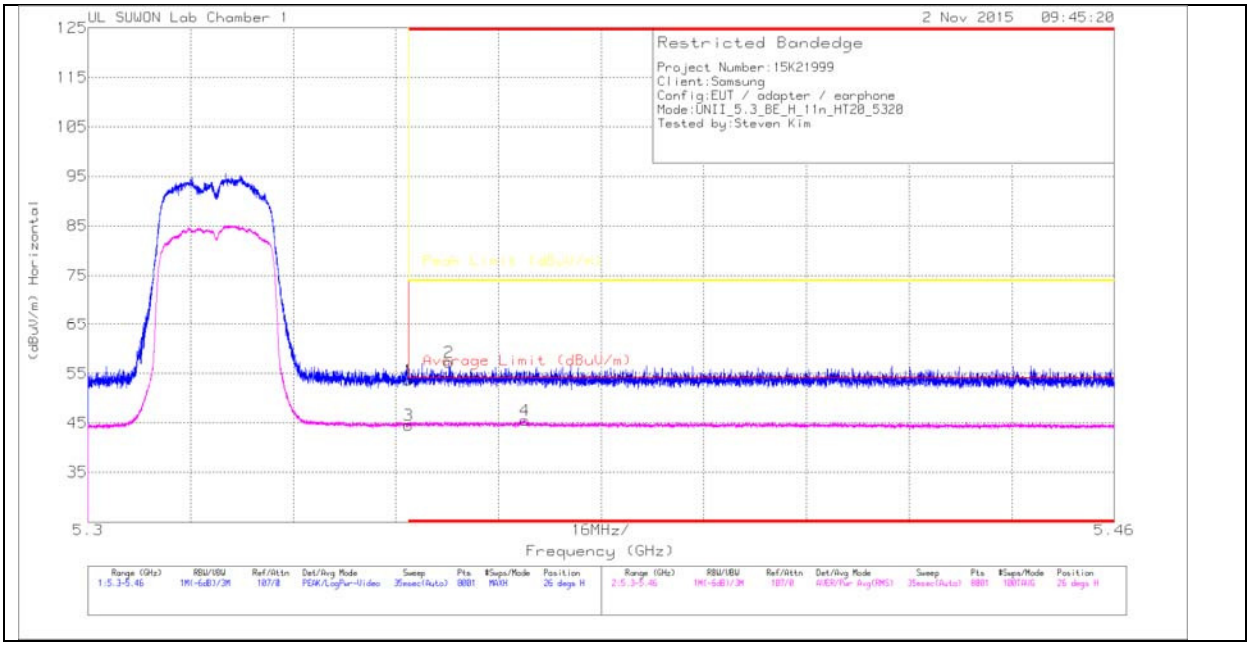

HORIZONTAL DATA

TRACE MARKERS

Marker	Frequency (GHz)	Meter Reading (dBuV)	Det	3117(00168717)_150619	Path_2_10dB	DC Corr (dB)	Corrected Reading (dBuV/m)	Average Limit (dBuV/m)	Margin (dB)	Peak Limit (dBuV/m)	PK Margin (dB)	Azimuth (Degs)	Height (cm)	Polarity
1	* 5.35	42.05	Pk	34.5	-22.9	0	53.65	-	-	74	-20.35	26	108	H
2	* 5.356	45.65	Pk	34.5	-22.9	0	57.25	-	-	74	-16.75	26	108	H
3	* 5.35	32.59	RMS	34.5	-22.9	.33	44.52	54	-9.48	-	-	26	108	H
4	* 5.368	33.47	RMS	34.5	-22.8	.33	45.5	54	-8.5	-	-	26	108	H

* - indicates frequency in CFR15.205/IC7.2.2 Restricted Band

Pk - Peak detector

RMS - RMS detection

UL Korea, Ltd. Suwon Laboratory FORM ID: FCC_15E
218 Maeyeong-ro, Yeongtong-gu, Suwon-si, Gyeonggi-do, 443-823, Korea
TEL: (031) 337-9902 FAX: (031) 213-5433
UL Korea, Ltd. Confidential
This report shall not be reproduced except in full, without the written approval of UL Korea, Ltd.

VERTICAL PEAK AND AVERAGE PLOT

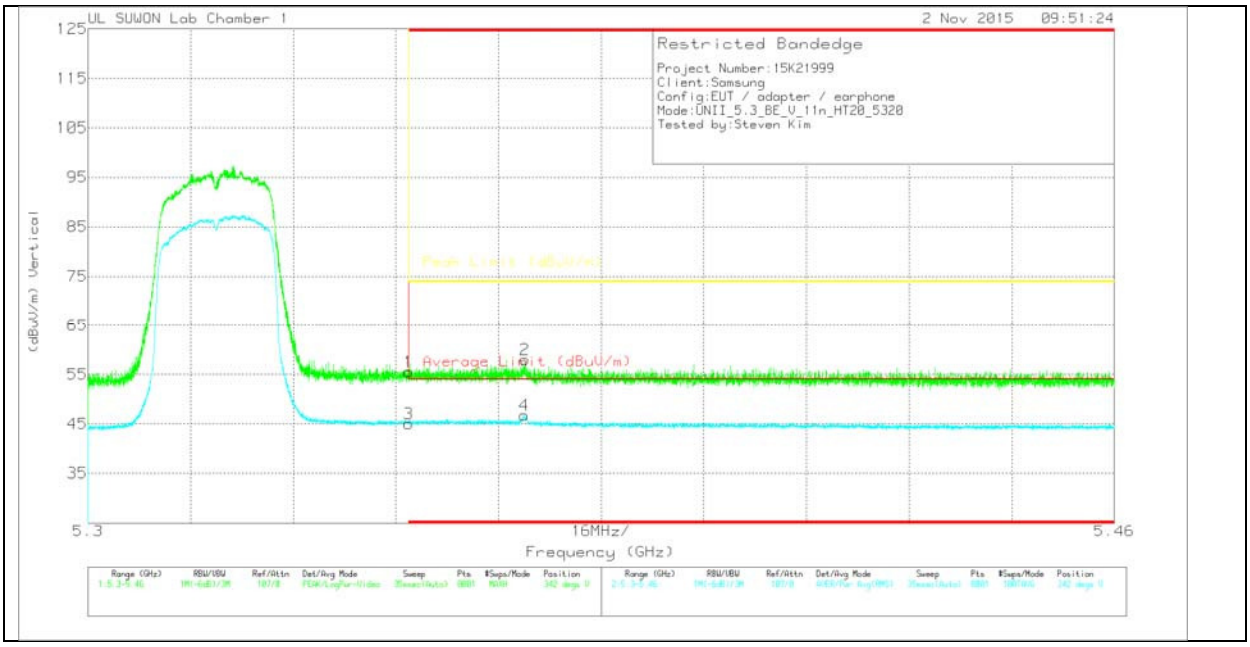

VERTICAL DATA

TRACE MARKERS

Marker	Frequency (GHz)	Meter Reading (dBuV)	Det	3117(00168717)_150619	Path_2_10dB	DC Corr (dB)	Corrected Reading (dBuV/m)	Average Limit (dBuV/m)	Margin (dB)	Peak Limit (dBuV/m)	PK Margin (dB)	Azimuth (Degs)	Height (cm)	Polarity
1	* 5.35	43.89	Pk	34.5	-22.9	0	55.49	-	-	74	-18.51	342	337	V
2	* 5.368	46.25	Pk	34.5	-22.8	0	57.95	-	-	74	-16.05	342	337	V
3	* 5.35	33.13	RMS	34.5	-22.9	.33	45.06	54	-8.94	-	-	342	337	V
4	* 5.368	34.74	RMS	34.5	-22.8	.33	46.77	54	-7.23	-	-	342	337	V

* - indicates frequency in CFR15.205/IC7.2.2 Restricted Band

Pk - Peak detector

RMS - RMS detection

UL Korea, Ltd. Suwon Laboratory FORM ID: FCC_15E
218 Maeyeong-ro, Yeongtong-gu, Suwon-si, Gyeonggi-do, 443-823, Korea
TEL: (031) 337-9902 FAX: (031) 213-5433
UL Korea, Ltd. Confidential
This report shall not be reproduced except in full, without the written approval of UL Korea, Ltd.

HARMONICS AND SPURIOUS EMISSIONS

LOW CHANNEL HORIZONTAL

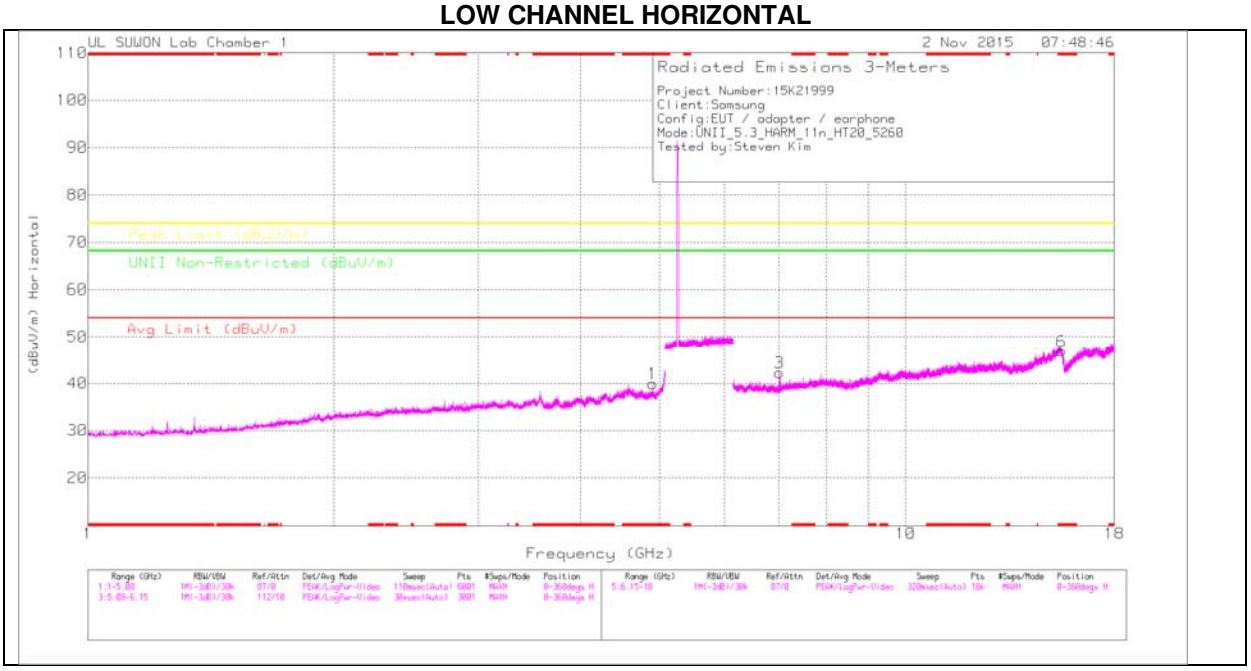

LOW CHANNEL VERTICAL

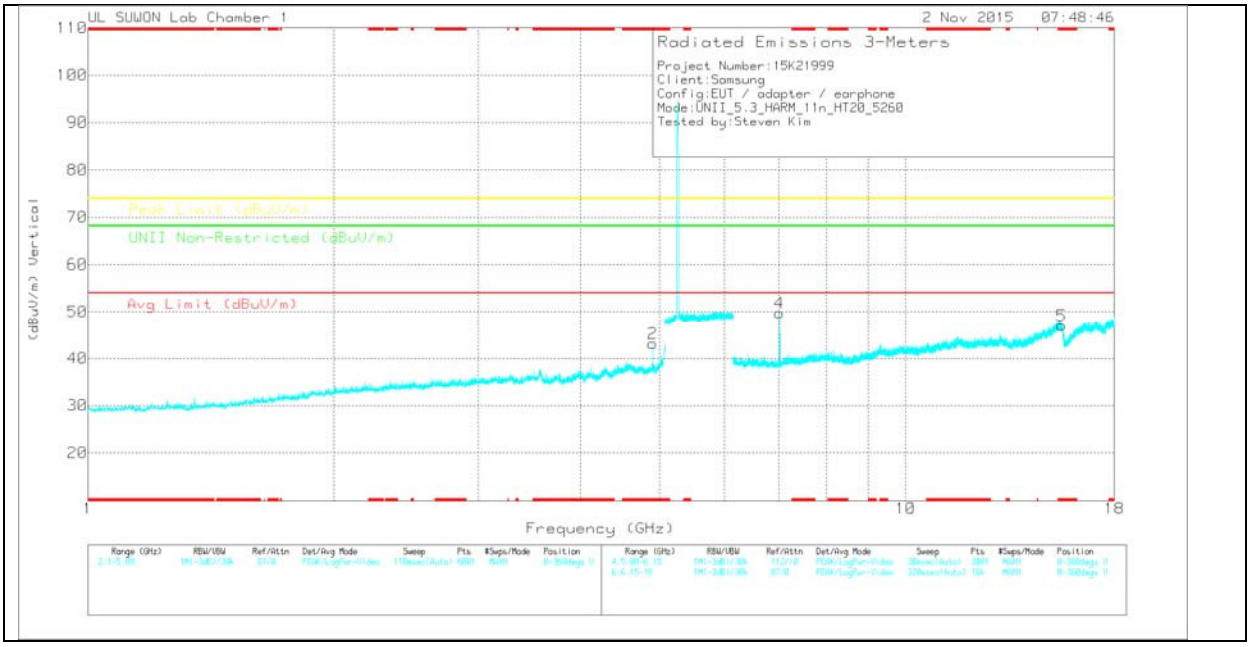

Note: Emission was scanned up to 40GHz; No emissions were detected above the noise floor which was at least 20dB below the specification limit.

UL Korea, Ltd. Suwon Laboratory FORM ID: FCC_15E
218 Maeyeong-ro, Yeongtong-gu, Suwon-si, Gyeonggi-do, 443-823, Korea
TEL: (031) 337-9902 FAX: (031) 213-5433
UL Korea, Ltd. Confidential
This report shall not be reproduced except in full, without the written approval of UL Korea, Ltd.

LOW CHANNEL DATA

TRACE MARKERS

Marker	Frequency (GHz)	Meter Reading (dBuV)	Det	3117(001687717)_150619	Path_4	DC Corr (dB)	Corrected Reading (dBuV/m)	Avg Limit (dBuV/m)	Margin (dB)	Peak Limit (dBuV/m)	Margin (dB)	UNII Non-Restricted (dBuV/m)	Margin (dB)	Azimuth (Degs)	Height (cm)	Polarity
1	* 4.908	37.9	PK	34	-31.9	0	40	-	-	74	-34	-	-	0-360	100	H
2	* 4.908	41.07	PK	34	-31.9	0	43.17	-	-	74	-30.83	-	-	0-360	100	V
3	7.014	36.49	PK	35.7	-29.9	0	42.29	-	-	-	-	68.2	-25.91	0-360	100	H
6	* 15.507	22.8	PK	40.2	-16.1	0	46.9	-	-	74	-27.1	-	-	0-360	200	H
4	7.013	43.98	PK	35.7	-29.9	0	49.78	-	-	-	-	68.2	-18.42	0-360	100	V
5	* 15.503	23.01	PK	40.2	-16.1	0	47.11	-	-	74	-26.89	-	-	0-360	100	V

* - indicates frequency in CFR15.205/IC7.2.2 Restricted Band

PK – Peak detector

Radiated Emissions

Frequency (GHz)	Meter Reading (dBuV)	Det	3117(00168717)_150619	Path_4	DC Corr (dB)	Corrected Reading (dBuV/m)	Avg Limit (dBuV/m)	Margin (dB)	Peak Limit (dBuV/m)	Margin (dB)	UNII Non-Restricted (dBuV/m)	Margin (dB)	Azimuth (Degs)	Height (cm)	Polarity
* 4.901	47.57	PK-U	34	-31.9	0	49.67	-	-	74	-24.33	-	-	29	193	H
* 4.908	36.1	ADR	34	-31.9	0	38.2	54	-15.8	-	-	-	-	29	193	H
* 4.908	50.26	PK-U	34	-31.9	0	52.36	-	-	74	-21.64	-	-	276	182	V
* 4.908	38.85	ADR	34	-31.9	0	40.95	54	-13.05	-	-	-	-	276	182	V
7.013	48.78	PK-U	35.7	-29.9	0	54.58	-	-	-	-	68.2	-13.62	253	101	V
7.013	44.78	PK-U	35.7	-29.9	0	50.58	-	-	-	-	68.2	-17.62	29	282	H

* - indicates frequency in CFR15.205/IC7.2.2 Restricted Band

PK-U - U-NII: Maximum Peak

ADR - U-NII AD primary method, RMS average

UL Korea, Ltd. Suwon Laboratory FORM ID: FCC_15E
218 Maeyeong-ro, Yeongtong-gu, Suwon-si, Gyeonggi-do, 443-823, Korea
TEL: (031) 337-9902 FAX: (031) 213-5433
UL Korea, Ltd. Confidential
This report shall not be reproduced except in full, without the written approval of UL Korea, Ltd.

MID CHANNEL HORIZONTAL

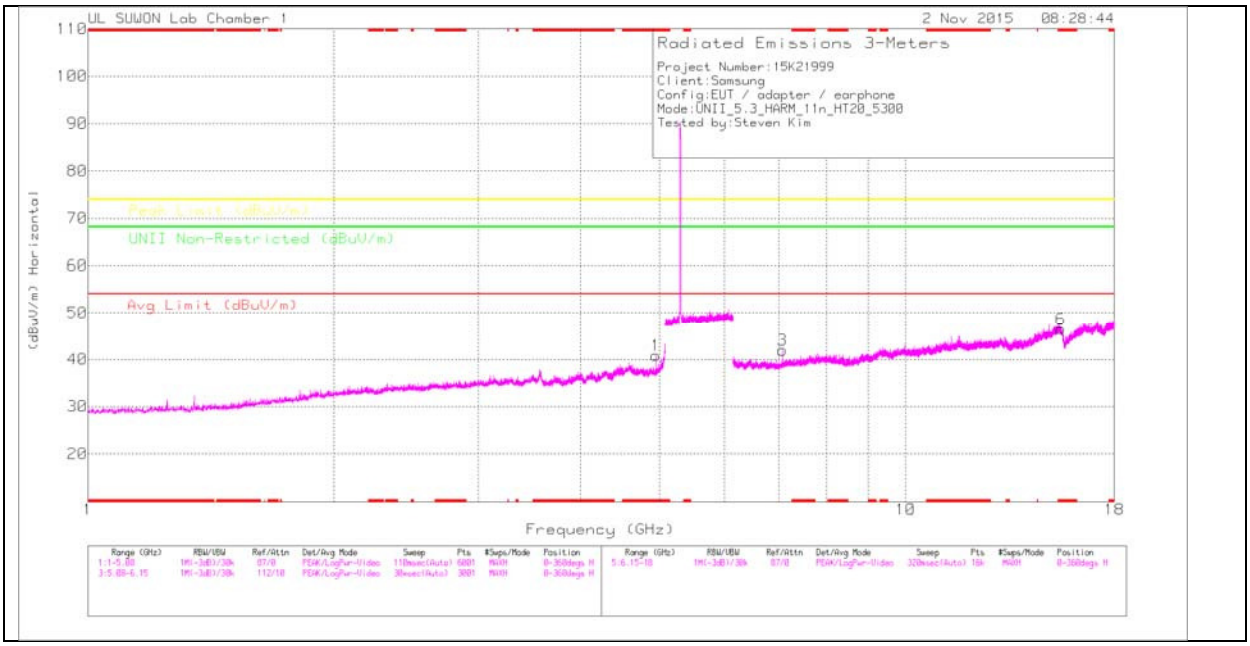

MID CHANNEL VERTICAL

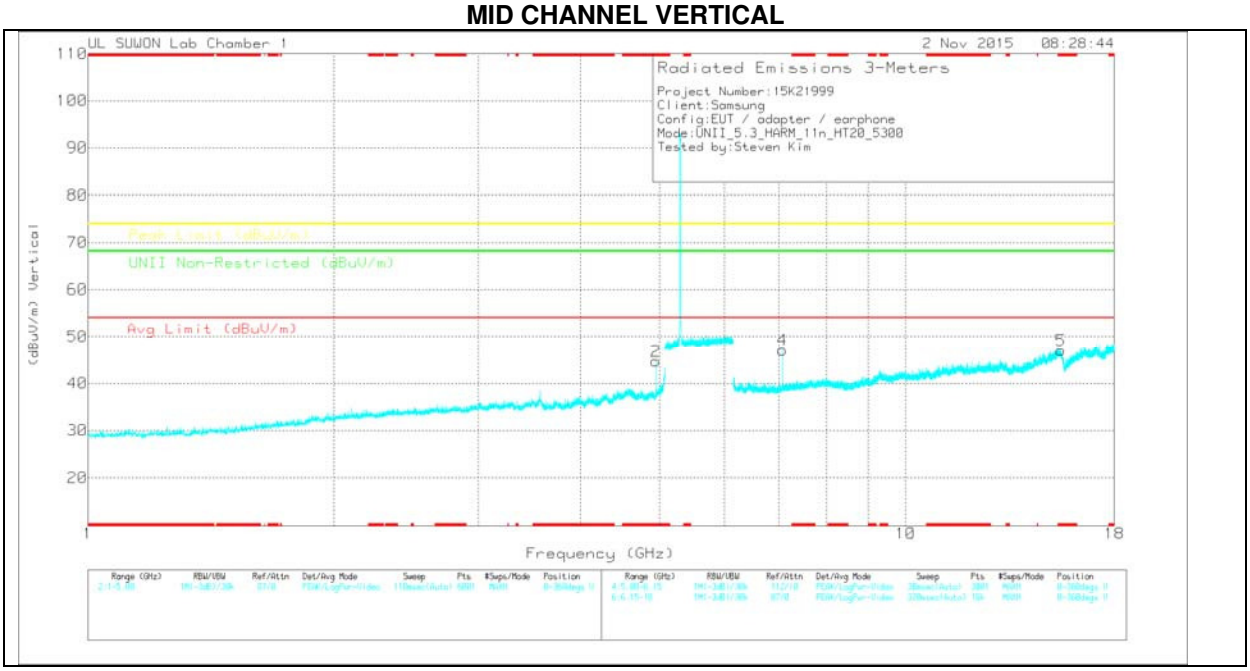

Note: Emission was scanned up to 40GHz; No emissions were detected above the noise floor which was at least 20dB below the specification limit.

UL Korea, Ltd. Suwon Laboratory FORM ID: FCC_15E
218 Maeyeong-ro, Yeongtong-gu, Suwon-si, Gyeonggi-do, 443-823, Korea
TEL: (031) 337-9902 FAX: (031) 213-5433
UL Korea, Ltd. Confidential
This report shall not be reproduced except in full, without the written approval of UL Korea, Ltd.

MID CHANNEL DATA

TRACE MARKERS

Marker	Frequency (GHz)	Meter Reading (dBuV)	Det	3117(00168717)_150619	Path_4	DC Corr (dB)	Corrected Reading (dBuV/m)	Avg Limit (dBuV/m)	Margin (dB)	Peak Limit (dBuV/m)	Margin (dB)	UNII Non-Restricted (dBuV/m)	Margin (dB)	Azimuth (Degs)	Height (cm)	Polarity
1	* 4.948	38.84	PK	34	-32	0	40.84	-	-	74	-33.16	-	-	0-360	100	H
2	* 4.948	42.73	PK	34	-32	0	44.73	-	-	74	-29.27	-	-	0-360	200	V
3	7.066	36.05	PK	35.7	-29.8	0	41.95	-	-	-	-	68.2	-26.25	0-360	200	H
6	* 15.478	21.93	PK	40.2	-15.6	0	46.53	-	-	74	-27.47	-	-	0-360	100	H
4	7.066	41.22	PK	35.7	-29.8	0	47.12	-	-	-	-	68.2	-21.08	0-360	100	V
5	* 15.476	22.47	PK	40.2	-15.6	0	47.07	-	-	74	-26.93	-	-	0-360	100	V

* - indicates frequency in CFR15.205/IC7.2.2 Restricted Band

PK – Peak detector

Radiated Emissions

Frequency (GHz)	Meter Reading (dBuV)	Det	3117(00168717)_150619	Path_4	DC Corr (dB)	Corrected Reading (dBuV/m)	Avg Limit (dBuV/m)	Margin (dB)	Peak Limit (dBuV/m)	Margin (dB)	UNII Non-Restricted (dBuV/m)	Margin (dB)	Azimuth (Degs)	Height (cm)	Polarity
* 4.948	49.3	PK-U	34	-32	0	51.3	-	-	74	-22.7	-	-	19	101	H
* 4.948	39.57	ADR	34	-32	0	41.57	54	-12.43	-	-	-	-	19	101	H
* 4.948	51.31	PK-U	34	-32	0	53.31	-	-	74	-20.69	-	-	286	183	V
* 4.948	42.75	ADR	34	-32	0	44.75	54	-9.25	-	-	-	-	286	183	V
7.067	47.78	PK-U	35.7	-29.8	0	53.68	-	-	-	-	68.2	-14.52	253	100	V
7.067	45	PK-U	35.7	-29.8	0	50.9	-	-	-	-	68.2	-17.3	33	348	H

* - indicates frequency in CFR15.205/IC7.2.2 Restricted Band

PK-U - U-NII: Maximum Peak

ADR - U-NII AD primary method, RMS average

UL Korea, Ltd. Suwon Laboratory FORM ID: FCC_15E
218 Maeyeong-ro, Yeongtong-gu, Suwon-si, Gyeonggi-do, 443-823, Korea
TEL: (031) 337-9902 FAX: (031) 213-5433
UL Korea, Ltd. Confidential
This report shall not be reproduced except in full, without the written approval of UL Korea, Ltd.

HIGH CHANNEL HORIZONTAL

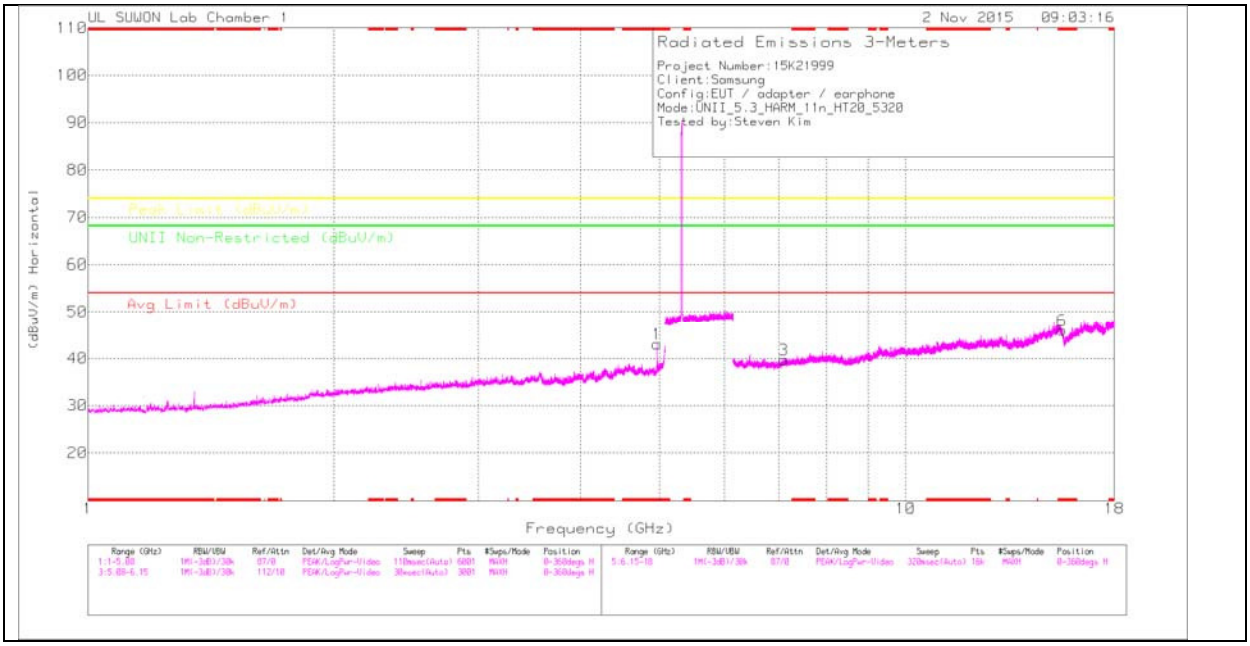

HIGH CHANNEL VERTICAL

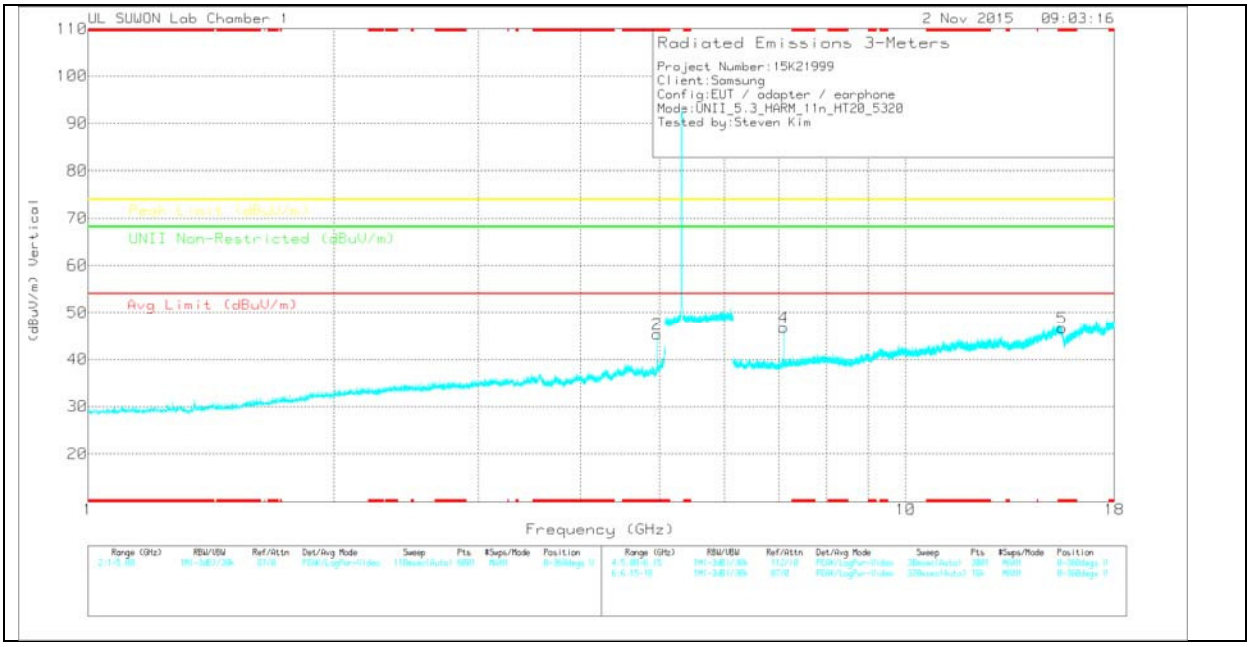

Note: Emission was scanned up to 40GHz; No emissions were detected above the noise floor which was at least 20dB below the specification limit.

UL Korea, Ltd. Suwon Laboratory FORM ID: FCC_15E
218 Maeyeong-ro, Yeongtong-gu, Suwon-si, Gyeonggi-do, 443-823, Korea
TEL: (031) 337-9902 FAX: (031) 213-5433
UL Korea, Ltd. Confidential
This report shall not be reproduced except in full, without the written approval of UL Korea, Ltd.

HIGH CHANNEL DATA

TRACE MARKERS

Marker	Frequency (GHz)	Meter Reading (dBuV)	Det	3117(001687717)_150619	Path_4	DC Corr (dB)	Corrected Reading (dBuV/m)	Avg Limit (dBuV/m)	Margin (dB)	Peak Limit (dBuV/m)	Margin (dB)	UNII Non-Restricted (dBuV/m)	Margin (dB)	Azimuth (Degs)	Height (cm)	Polarity
1	* 4.968	40.79	PK	34.1	-31.8	0	43.09	-	-	74	-30.91	-	-	0-360	100	H
2	* 4.968	43.1	PK	34.1	-31.8	0	45.4	-	-	74	-28.6	-	-	0-360	200	V
3	7.093	33.83	PK	35.7	-29.8	0	39.73	-	-	-	-	68.2	-28.47	0-360	200	H
6	* 15.524	21.66	PK	40.2	-15.8	0	46.06	-	-	74	-27.94	-	-	0-360	200	H
4	7.093	40.87	PK	35.7	-29.8	0	46.77	-	-	-	-	68.2	-21.43	0-360	100	V
5	* 15.524	22.31	PK	40.2	-15.8	0	46.71	-	-	74	-27.29	-	-	0-360	200	V

* - indicates frequency in CFR15.205/IC7.2.2 Restricted Band

PK – Peak detector

Radiated Emissions

Frequency (GHz)	Meter Reading (dBuV)	Det	3117(00168717)_150619	Path_4	DC Corr (dB)	Corrected Reading (dBuV/m)	Avg Limit (dBuV/m)	Margin (dB)	Peak Limit (dBuV/m)	Margin (dB)	UNII Non-Restricted (dBuV/m)	Margin (dB)	Azimuth (Degs)	Height (cm)	Polarity
* 4.968	47.64	PK-U	34.1	-31.8	0	49.94	-	-	74	-24.06	-	-	19	115	H
* 4.968	37.45	ADR	34.1	-31.8	0	39.75	54	-14.25	-	-	-	-	19	115	H
* 4.968	50.31	PK-U	34.1	-31.8	0	52.61	-	-	74	-21.39	-	-	279	113	V
* 4.968	42.14	ADR	34.1	-31.8	0	44.44	54	-9.56	-	-	-	-	279	113	V
7.093	46.71	PK-U	35.7	-29.8	0	52.61	-	-	-	-	68.2	-15.59	231	102	V

* - indicates frequency in CFR15.205/IC7.2.2 Restricted Band

PK-U - U-NII: Maximum Peak

ADR - U-NII AD primary method, RMS average

UL Korea, Ltd. Suwon Laboratory FORM ID: FCC_15E
218 Maeyeong-ro, Yeongtong-gu, Suwon-si, Gyeonggi-do, 443-823, Korea
TEL: (031) 337-9902 FAX: (031) 213-5433
UL Korea, Ltd. Confidential
This report shall not be reproduced except in full, without the written approval of UL Korea, Ltd.

11.2.3. TX ABOVE 1GHz 802.11n HT40 2TX CDD MODE IN THE 5.3GHz BAND AUTHORIZED BANDEDGE (HIGH CHANNEL)

HORIZONTAL PEAK AND AVERAGE PLOT

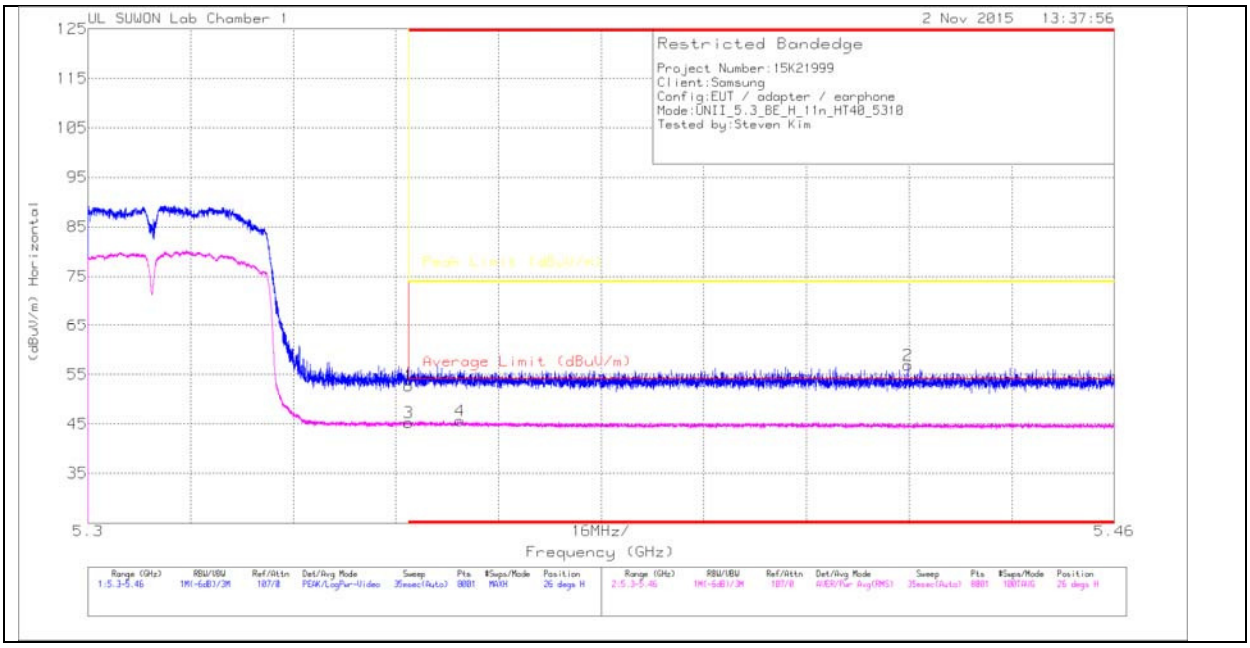

HORIZONTAL DATA

TRACE MARKERS

Marker	Frequency (GHz)	Meter Reading (dBuV)	Det	3117(00168717)_150619	Path_2_10dB	DC Corr (dB)	Corrected Reading (dBuV/m)	Average Limit (dBuV/m)	Margin (dB)	Peak Limit (dBuV/m)	PK Margin (dB)	Azimuth (Degs)	Height (cm)	Polarity
1	* 5.35	41.06	Pk	34.5	-22.9	0	52.66	-	-	74	-21.34	26	288	H
2	* 5.428	44.98	Pk	34.6	-22.7	0	56.88	-	-	74	-17.12	26	288	H
3	* 5.35	32.99	RMS	34.5	-22.9	.63	45.22	54	-8.78	-	-	26	288	H
4	* 5.358	33.36	RMS	34.5	-22.9	.63	45.59	54	-8.41	-	-	26	288	H

* - indicates frequency in CFR15.205/IC7.2.2 Restricted Band

Pk - Peak detector

RMS - RMS detection

UL Korea, Ltd. Suwon Laboratory FORM ID: FCC_15E
218 Maeyeong-ro, Yeongtong-gu, Suwon-si, Gyeonggi-do, 443-823, Korea
TEL: (031) 337-9902 FAX: (031) 213-5433
UL Korea, Ltd. Confidential
This report shall not be reproduced except in full, without the written approval of UL Korea, Ltd.

VERTICAL PEAK AND AVERAGE PLOT

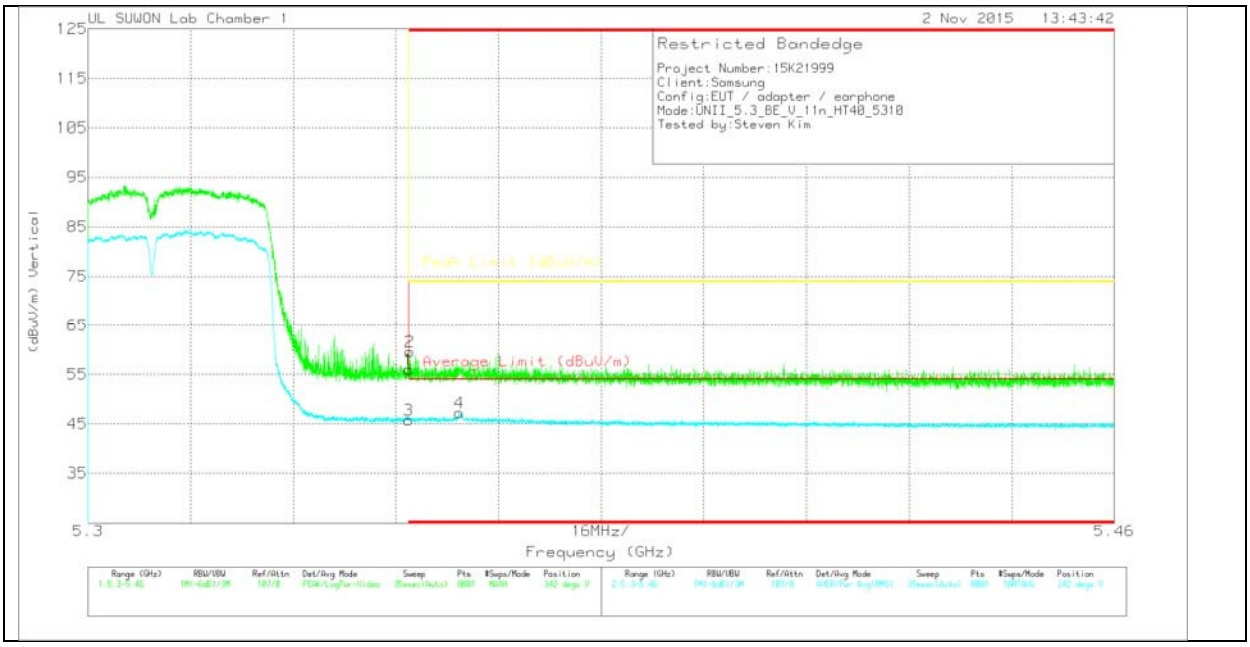

VERTICAL DATA

TRACE MARKERS

Marker	Frequency (GHz)	Meter Reading (dBuV)	Det	3117(00168717)_150619	Path_2_10dB	DC Corr (dB)	Corrected Reading (dBuV/m)	Average Limit (dBuV/m)	Margin (dB)	Peak Limit (dBuV/m)	PK Margin (dB)	Azimuth (Degs)	Height (cm)	Polarity
1	* 5.35	44.4	Pk	34.5	-22.9	0	56	-	-	74	-18	342	231	V
2	* 5.35	47.97	Pk	34.5	-22.9	0	59.57	-	-	74	-14.43	342	231	V
3	* 5.35	33.57	RMS	34.5	-22.9	.63	45.8	54	-8.2	-	-	342	231	V
4	* 5.358	34.98	RMS	34.5	-22.9	.63	47.21	54	-6.79	-	-	342	231	V

* - indicates frequency in CFR15.205/IC7.2.2 Restricted Band

Pk - Peak detector

RMS - RMS detection

UL Korea, Ltd. Suwon Laboratory FORM ID: FCC_15E
218 Maeyeong-ro, Yeongtong-gu, Suwon-si, Gyeonggi-do, 443-823, Korea
TEL: (031) 337-9902 FAX: (031) 213-5433
UL Korea, Ltd. Confidential
This report shall not be reproduced except in full, without the written approval of UL Korea, Ltd.

HARMONICS AND SPURIOUS EMISSIONS

LOW CHANNEL HORIZONTAL

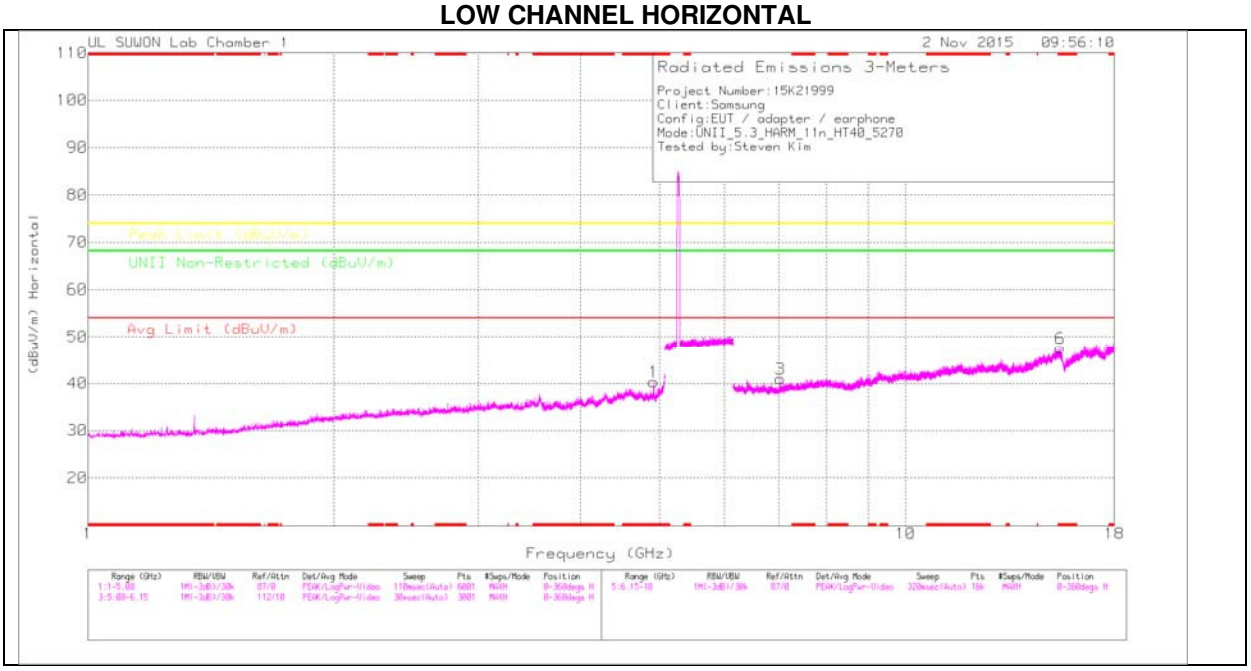

LOW CHANNEL VERTICAL

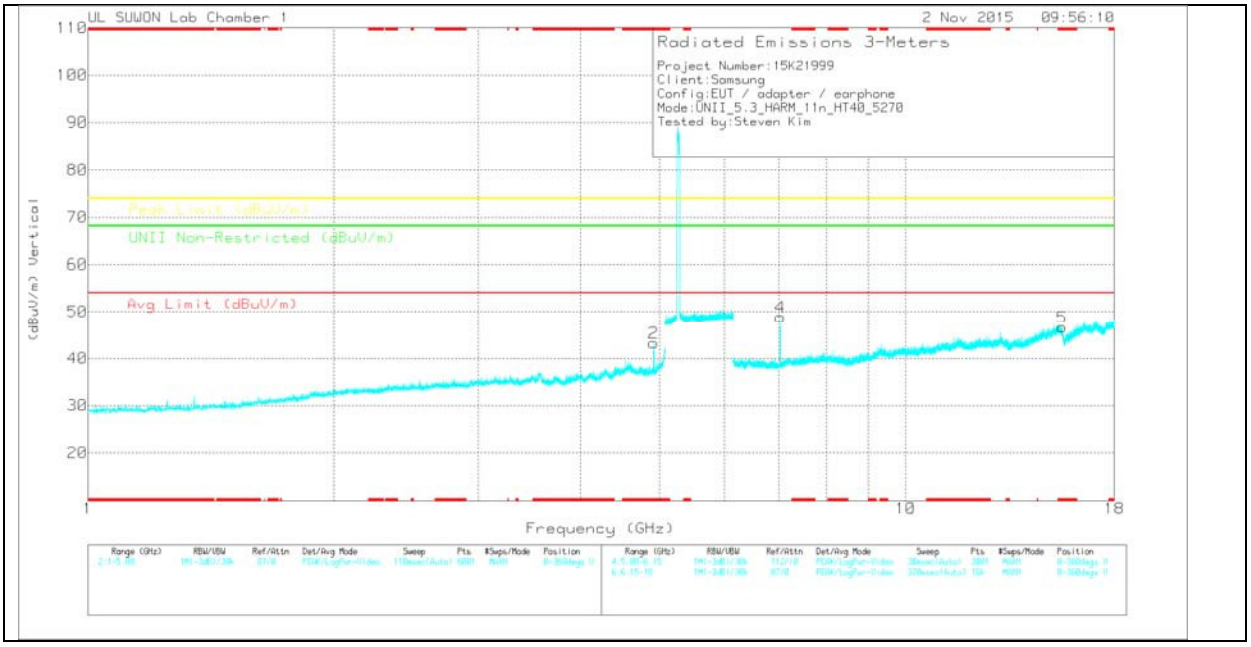

Note: Emission was scanned up to 40GHz; No emissions were detected above the noise floor which was at least 20dB below the specification limit.

UL Korea, Ltd. Suwon Laboratory FORM ID: FCC_15E
218 Maeyeong-ro, Yeongtong-gu, Suwon-si, Gyeonggi-do, 443-823, Korea
TEL: (031) 337-9902 FAX: (031) 213-5433
UL Korea, Ltd. Confidential
This report shall not be reproduced except in full, without the written approval of UL Korea, Ltd.

LOW CHANNEL DATA

TRACE MARKERS

Marker	Frequency (GHz)	Meter Reading (dBuV)	Det	3117(001687717)_150619	Path_4	DC Corr (dB)	Corrected Reading (dBuV/m)	Avg Limit (dBuV/m)	Margin (dB)	Peak Limit (dBuV/m)	Margin (dB)	UNII Non-Restricted (dBuV/m)	Margin (dB)	Azimuth (Degs)	Height (cm)	Polarity
1	* 4.918	38.35	PK	34	-32	0	40.35	-	-	74	-33.65	-	-	0-360	100	H
2	* 4.918	41.33	PK	34	-32	0	43.33	-	-	74	-30.67	-	-	0-360	200	V
3	7.026	35.17	PK	35.7	-29.9	0	40.97	-	-	-	-	68.2	-27.23	0-360	200	H
6	* 15.464	22.7	PK	40.2	-15.3	0	47.6	-	-	74	-26.4	-	-	0-360	200	H
4	7.026	43.11	PK	35.7	-29.9	0	48.91	-	-	-	-	68.2	-19.29	0-360	100	V
5	* 15.538	21.92	PK	40.2	-15.5	0	46.62	-	-	74	-27.38	-	-	0-360	100	V

* - indicates frequency in CFR15.205/IC7.2.2 Restricted Band

PK – Peak detector

Radiated Emissions

Frequency (GHz)	Meter Reading (dBuV)	Det	3117(00168717)_150619	Path_4	DC Corr (dB)	Corrected Reading (dBuV/m)	Avg Limit (dBuV/m)	Margin (dB)	Peak Limit (dBuV/m)	Margin (dB)	UNII Non-Restricted (dBuV/m)	Margin (dB)	Azimuth (Degs)	Height (cm)	Polarity
* 4.918	47.72	PK-U	34	-32	0	49.72	-	-	74	-24.28	-	-	29	100	H
* 4.918	37.93	ADR	34	-32	0	39.93	54	-14.07	-	-	-	-	29	100	H
* 4.918	49.63	PK-U	34	-32	0	51.63	-	-	74	-22.37	-	-	285	183	V
* 4.918	41.76	ADR	34	-32	0	43.76	54	-10.24	-	-	-	-	285	183	V
7.027	47.81	PK-U	35.7	-29.9	0	53.61	-	-	-	-	68.2	-14.59	250	100	V
7.026	44.6	PK-U	35.7	-29.9	0	50.4	-	-	-	-	68.2	-17.8	35	382	H

* - indicates frequency in CFR15.205/IC7.2.2 Restricted Band

PK-U - U-NII: Maximum Peak

ADR - U-NII AD primary method, RMS average

UL Korea, Ltd. Suwon Laboratory FORM ID: FCC_15E
218 Maeyeong-ro, Yeongtong-gu, Suwon-si, Gyeonggi-do, 443-823, Korea
TEL: (031) 337-9902 FAX: (031) 213-5433
UL Korea, Ltd. Confidential
This report shall not be reproduced except in full, without the written approval of UL Korea, Ltd.

HIGH CHANNEL HORIZONTAL

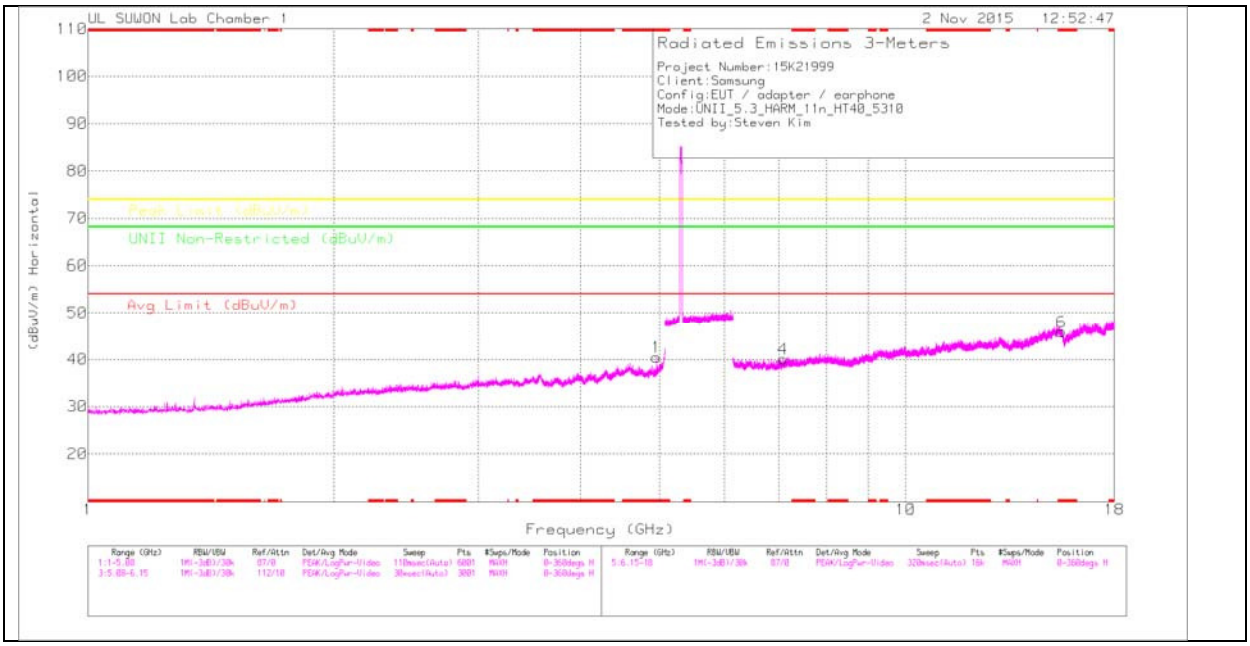

HIGH CHANNEL VERTICAL

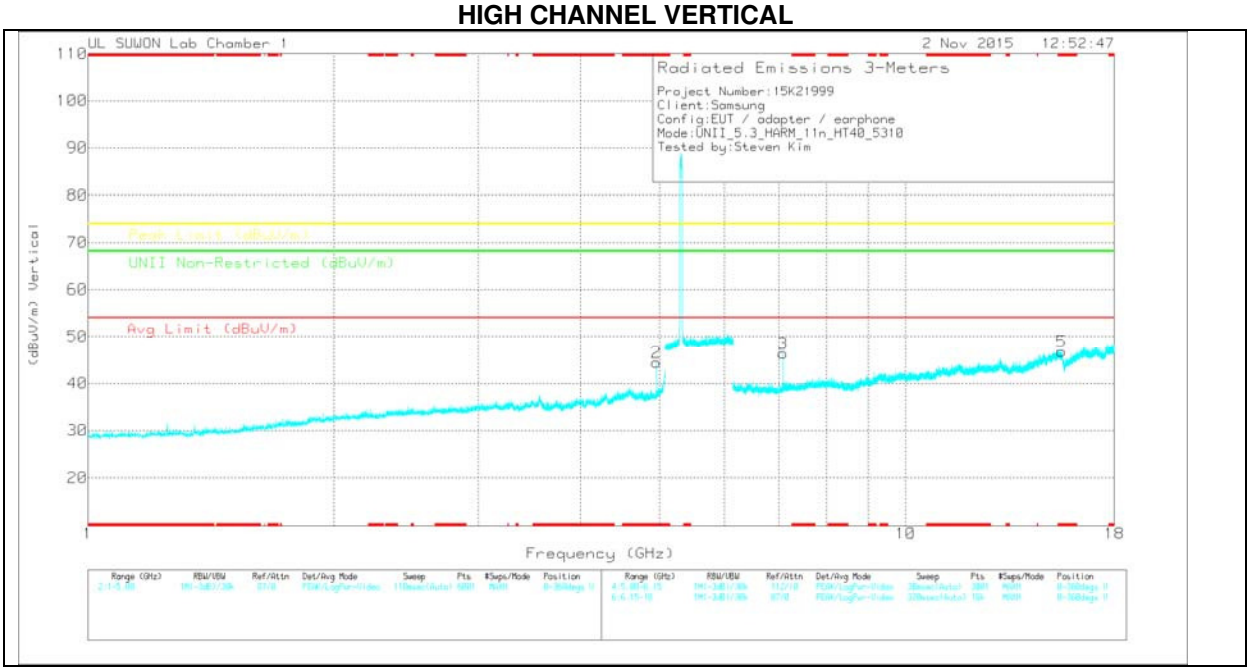

Note: Emission was scanned up to 40GHz; No emissions were detected above the noise floor which was at least 20dB below the specification limit.

UL Korea, Ltd. Suwon Laboratory FORM ID: FCC_15E
218 Maeyeong-ro, Yeongtong-gu, Suwon-si, Gyeonggi-do, 443-823, Korea
TEL: (031) 337-9902 FAX: (031) 213-5433
UL Korea, Ltd. Confidential
This report shall not be reproduced except in full, without the written approval of UL Korea, Ltd.

HIGH CHANNEL DATA

TRACE MARKERS

Marker	Frequency (GHz)	Meter Reading (dBuV)	Det	3117(001687717)_150619	Path_4	DC Corr (dB)	Corrected Reading (dBuV/m)	Avg Limit (dBuV/m)	Margin (dB)	Peak Limit (dBuV/m)	Margin (dB)	UNII Non-Restricted (dBuV/m)	Margin (dB)	Azimuth (Degs)	Height (cm)	Polarity
1	* 4.958	38.34	PK	34	-31.9	0	40.44	-	-	74	-33.56	-	-	0-360	100	H
2	* 4.958	42.31	PK	34	-31.9	0	44.41	-	-	74	-29.59	-	-	0-360	200	V
4	7.079	34.22	PK	35.7	-29.8	0	40.12	-	-	-	-	68.2	-28.08	0-360	200	H
6	* 15.509	21.73	PK	40.2	-16	0	45.93	-	-	74	-28.07	-	-	0-360	200	H
3	7.079	40.47	PK	35.7	-29.8	0	46.37	-	-	-	-	68.2	-21.83	0-360	100	V
5	* 15.521	22.45	PK	40.2	-15.8	0	46.85	-	-	74	-27.15	-	-	0-360	200	V

* - indicates frequency in CFR15.205/IC7.2.2 Restricted Band

PK – Peak detector

Radiated Emissions

Frequency (GHz)	Meter Reading (dBuV)	Det	3117(00168717)_150619	Path_4	DC Corr (dB)	Corrected Reading (dBuV/m)	Avg Limit (dBuV/m)	Margin (dB)	Peak Limit (dBuV/m)	Margin (dB)	UNII Non-Restricted (dBuV/m)	Margin (dB)	Azimuth (Degs)	Height (cm)	Polarity
* 4.958	48.57	PK-U	34	-31.9	0	50.67	-	-	74	-23.33	-	-	20	100	H
* 4.958	37.99	ADR	34	-31.9	0	40.09	54	-13.91	-	-	-	-	20	100	H
* 4.958	50.37	PK-U	34	-31.9	0	52.47	-	-	74	-21.53	-	-	282	181	V
* 4.958	42.39	ADR	34	-31.9	0	44.49	54	-9.51	-	-	-	-	282	181	V
7.08	47.01	PK-U	35.7	-29.8	0	52.91	-	-	-	-	68.2	-15.29	250	100	V

* - indicates frequency in CFR15.205/IC7.2.2 Restricted Band

PK-U - U-NII: Maximum Peak

ADR - U-NII AD primary method, RMS average

UL Korea, Ltd. Suwon Laboratory FORM ID: FCC_15E
218 Maeyeong-ro, Yeongtong-gu, Suwon-si, Gyeonggi-do, 443-823, Korea
TEL: (031) 337-9902 FAX: (031) 213-5433
UL Korea, Ltd. Confidential
This report shall not be reproduced except in full, without the written approval of UL Korea, Ltd.

11.2.4. TX ABOVE 1GHz 802.11ac HT80 2TX CDD MODE IN THE 5.3GHz BAND RESTRICTED BANDEDGE (High CHANNEL)

HORIZONTAL PEAK AND AVERAGE PLOT

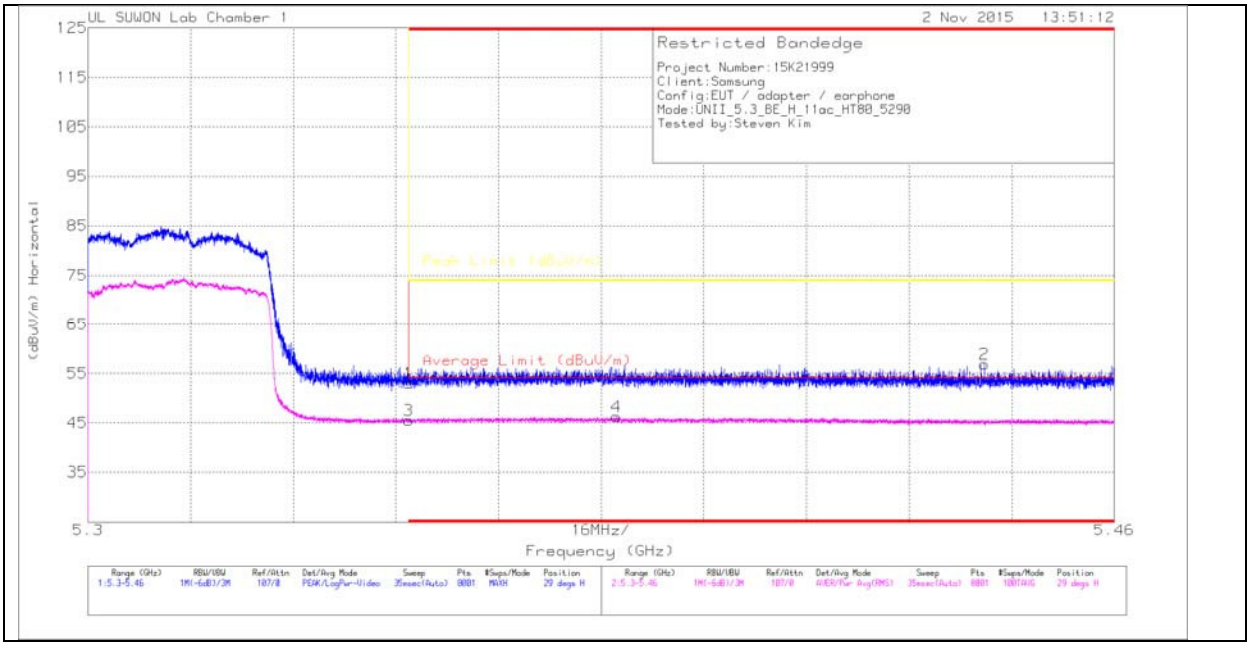

HORIZONTAL DATA

TRACE MARKERS

Marker	Frequency (GHz)	Meter Reading (dBuV)	Det	3117(00168717)_150619	Path_2_10dB	DC Corr (dB)	Corrected Reading (dBuV/m)	Average Limit (dBuV/m)	Margin (dB)	Peak Limit (dBuV/m)	PK Margin (dB)	Azimuth (Degs)	Height (cm)	Polarity
1	* 5.35	41.41	Pk	34.5	-22.9	0	53.01	-	-	74	-20.99	29	314	H
2	* 5.44	44.85	Pk	34.6	-22.6	0	56.85	-	-	74	-17.15	29	314	H
3	* 5.35	32.66	RMS	34.5	-22.9	1.2	45.46	54	-8.54	-	-	29	314	H
4	* 5.382	33.29	RMS	34.5	-22.8	1.2	46.19	54	-7.81	-	-	29	314	H

* - indicates frequency in CFR15.205/IC7.2.2 Restricted Band

Pk - Peak detector

RMS - RMS detection

UL Korea, Ltd. Suwon Laboratory FORM ID: FCC_15E
218 Maeyeong-ro, Yeongtong-gu, Suwon-si, Gyeonggi-do, 443-823, Korea
TEL: (031) 337-9902 FAX: (031) 213-5433
UL Korea, Ltd. Confidential
This report shall not be reproduced except in full, without the written approval of UL Korea, Ltd.

VERTICAL PEAK AND AVERAGE PLOT

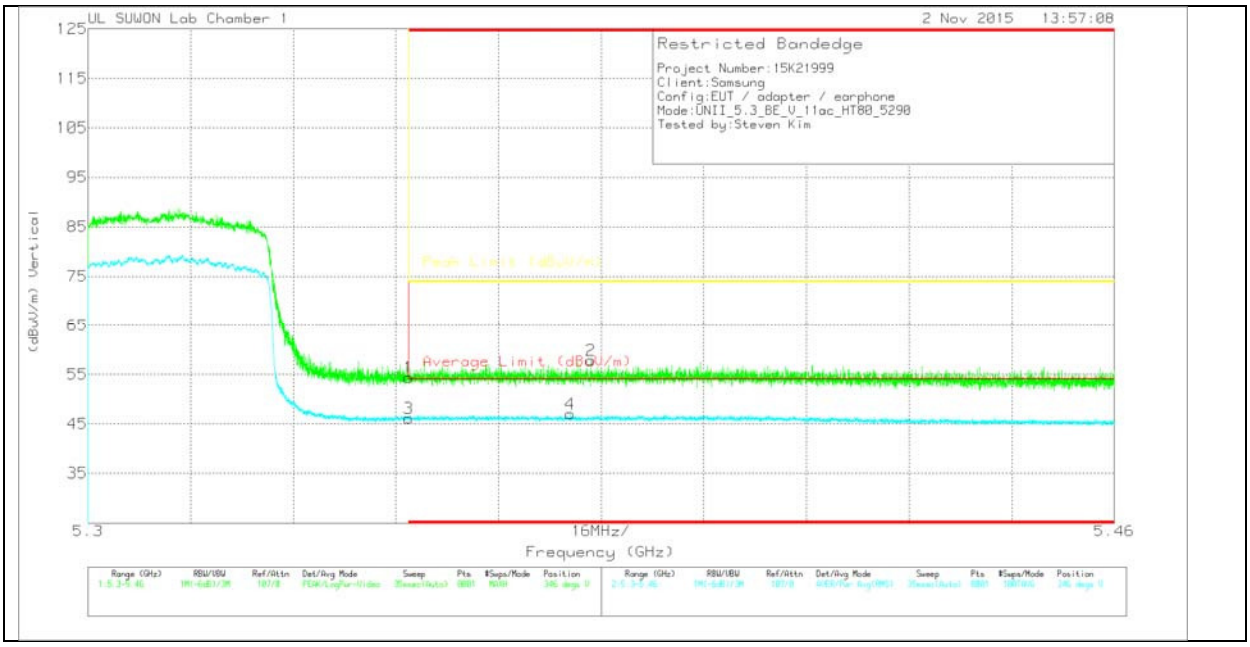

VERTICAL DATA

TRACE MARKERS

Marker	Frequency (GHz)	Meter Reading (dBuV)	Det	3117(00168717)_150619	Path_2_10dB	DC Corr (dB)	Corrected Reading (dBuV/m)	Average Limit (dBuV/m)	Margin (dB)	Peak Limit (dBuV/m)	PK Margin (dB)	Azimuth (Degs)	Height (cm)	Polarity
1	* 5.35	42.86	Pk	34.5	-22.9	0	54.46	-	-	74	-19.54	346	281	V
2	* 5.378	46.17	Pk	34.5	-22.8	0	57.87	-	-	74	-16.13	346	281	V
3	* 5.35	33.34	RMS	34.5	-22.9	1.2	46.14	54	-7.86	-	-	346	281	V
4	* 5.375	34.05	RMS	34.5	-22.8	1.2	46.95	54	-7.05	-	-	346	281	V

* - indicates frequency in CFR15.205/IC7.2.2 Restricted Band

Pk - Peak detector

RMS - RMS detection

UL Korea, Ltd. Suwon Laboratory FORM ID: FCC_15E
218 Maeyeong-ro, Yeongtong-gu, Suwon-si, Gyeonggi-do, 443-823, Korea
TEL: (031) 337-9902 FAX: (031) 213-5433
UL Korea, Ltd. Confidential
This report shall not be reproduced except in full, without the written approval of UL Korea, Ltd.

HARMONICS AND SPURIOUS EMISSIONS

MID CHANNEL HORIZONTAL

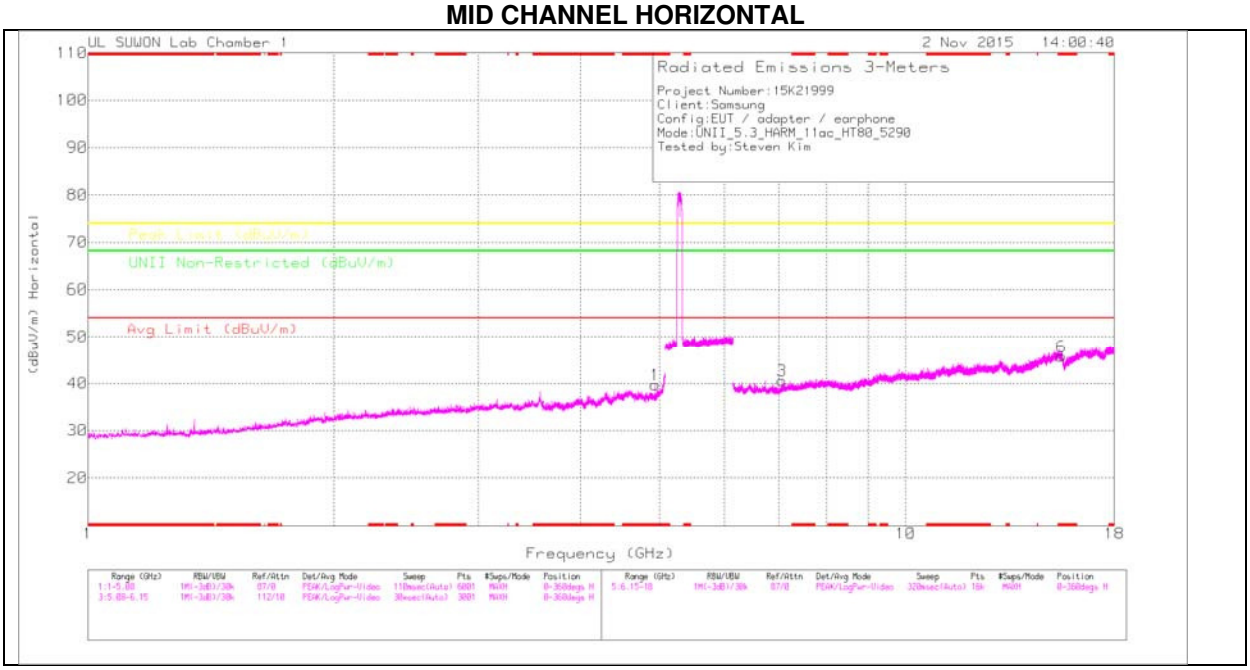

MID CHANNEL VERTICAL

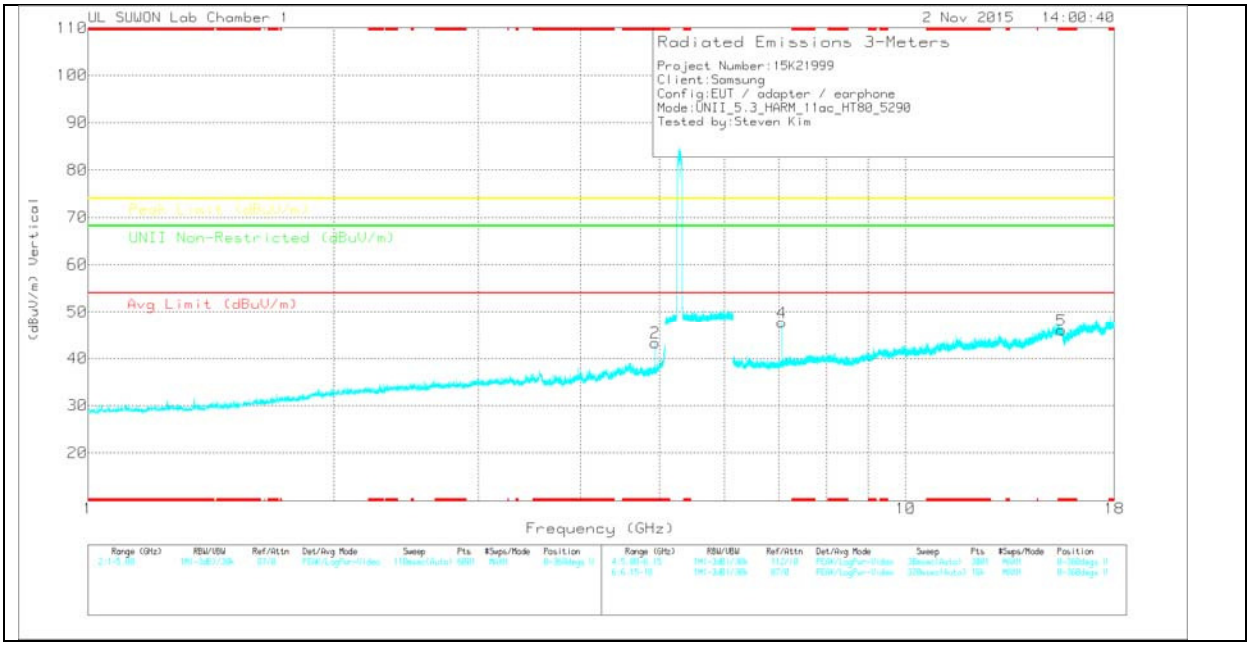

Note: Emission was scanned up to 40GHz; No emissions were detected above the noise floor which was at least 20dB below the specification limit.

UL Korea, Ltd. Suwon Laboratory FORM ID: FCC_15E
218 Maeyeong-ro, Yeongtong-gu, Suwon-si, Gyeonggi-do, 443-823, Korea
TEL: (031) 337-9902 FAX: (031) 213-5433
UL Korea, Ltd. Confidential
This report shall not be reproduced except in full, without the written approval of UL Korea, Ltd.

MID CHANNEL DATA

TRACE MARKERS

Marker	Frequency (GHz)	Meter Reading (dBuV)	Det	3117(00168717)_150619	Path_4	DC Corr (dB)	Corrected Reading (dBuV/m)	Avg Limit (dBuV/m)	Margin (dB)	Peak Limit (dBuV/m)	Margin (dB)	UNII Non-Restricted (dBuV/m)	Margin (dB)	Azimuth (Degs)	Height (cm)	Polarity
1	* 4.938	37.69	PK	34	-32	0	39.69	-	-	74	-34.31	-	-	0-360	100	H
2	* 4.939	41.28	PK	34	-32	0	43.28	-	-	74	-30.72	-	-	0-360	100	V
3	7.053	34.73	PK	35.7	-29.9	0	40.53	-	-	-	-	68.2	-27.67	0-360	200	H
6	* 15.505	21.62	PK	40.2	-16.1	0	45.72	-	-	74	-28.28	-	-	0-360	100	H
4	7.053	41.86	PK	35.7	-29.9	0	47.66	-	-	-	-	68.2	-20.54	0-360	100	V
5	* 15.506	21.93	PK	40.2	-16.1	0	46.03	-	-	74	-27.97	-	-	0-360	200	V

* - indicates frequency in CFR15.205/IC7.2.2 Restricted Band

PK – Peak detector

Radiated Emissions

Frequency (GHz)	Meter Reading (dBuV)	Det	3117(00168717)_150619	Path_4	DC Corr (dB)	Corrected Reading (dBuV/m)	Avg Limit (dBuV/m)	Margin (dB)	Peak Limit (dBuV/m)	Margin (dB)	UNII Non-Restricted (dBuV/m)	Margin (dB)	Azimuth (Degs)	Height (cm)	Polarity
* 4.938	47.69	PK-U	34	-32	0	49.69	-	-	74	-24.31	-	-	32	111	H
* 4.938	36.36	ADR	34	-32	0	38.36	54	-15.64	-	-	-	-	32	111	H
* 4.938	49.54	PK-U	34	-32	0	51.54	-	-	74	-22.46	-	-	286	180	V
* 4.938	39.53	ADR	34	-32	0	41.53	54	-12.47	-	-	-	-	286	180	V
7.053	47.25	PK-U	35.7	-29.9	0	53.05	-	-	-	-	68.2	-15.15	253	100	V

* - indicates frequency in CFR15.205/IC7.2.2 Restricted Band

PK-U - U-NII: Maximum Peak

ADR - U-NII AD primary method, RMS average

UL Korea, Ltd. Suwon Laboratory FORM ID: FCC_15E
218 Maeyeong-ro, Yeongtong-gu, Suwon-si, Gyeonggi-do, 443-823, Korea
TEL: (031) 337-9902 FAX: (031) 213-5433
UL Korea, Ltd. Confidential
This report shall not be reproduced except in full, without the written approval of UL Korea, Ltd.

11.3. 5.5-5.6 GHz

11.3.1. TX ABOVE 1 GHz 802.11a 2TX CDD MODE IN THE 5.5 GHz BAND

RESTRICTED BANDEDGE (LOW CHANNEL)

HORIZONTAL PEAK AND AVERAGE PLOT

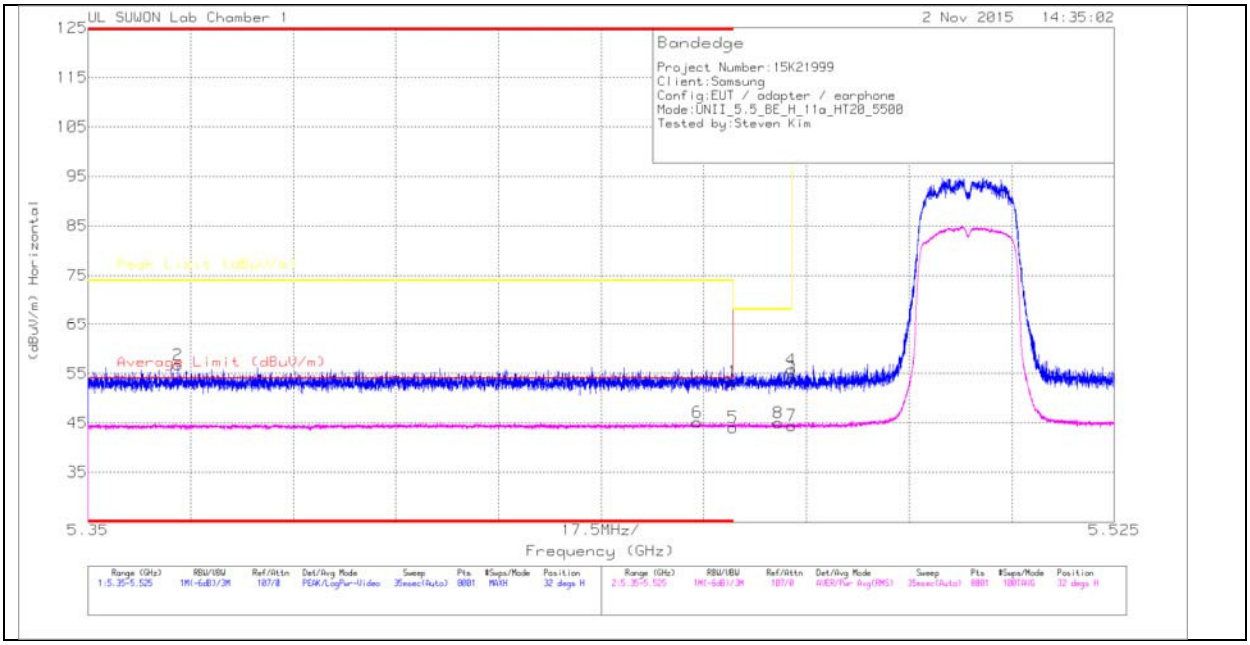

HORIZONTAL DATA

TRACE MARKERS

Marker	Frequency (GHz)	Meter Reading (dBuV)	Det	3117(00168717)_150619	Path_2_10dB	DC Corr (dB)	Corrected Reading (dBuV/m)	Average Limit (dBuV/m)	Margin (dB)	Peak Limit (dBuV/m)	PK Margin (dB)	Azimuth (Degs)	Height (cm)	Polarity
1	* 5.46	41.45	Pk	34.6	-22.6	0	53.45	-	-	74	-20.55	32	201	H
2	* 5.365	45.02	Pk	34.5	-22.8	0	56.72	-	-	74	-17.28	32	201	H
3	5.47	42.04	Pk	34.6	-22.6	0	54.04	-	-	68.2	-14.16	32	201	H
4	5.47	43.82	Pk	34.6	-22.6	0	55.82	-	-	68.2	-12.38	32	201	H
5	* 5.46	31.77	RMS	34.6	-22.6	.31	44.08	54	-9.92	-	-	32	201	H
6	* 5.454	32.78	RMS	34.6	-22.6	.31	45.09	54	-8.91	-	-	32	201	H
7	5.47	32.14	RMS	34.6	-22.6	.31	44.45	-	-	-	-	32	201	H
8	5.468	32.75	RMS	34.6	-22.6	.31	45.06	-	-	-	-	32	201	H

* - indicates frequency in CFR15.205/IC7.2.2 Restricted Band

Pk - Peak detector

RMS - RMS detection

UL Korea, Ltd. Suwon Laboratory FORM ID: FCC_15E
218 Maeyeong-ro, Yeongtong-gu, Suwon-si, Gyeonggi-do, 443-823, Korea
TEL: (031) 337-9902 FAX: (031) 213-5433
UL Korea, Ltd. Confidential
This report shall not be reproduced except in full, without the written approval of UL Korea, Ltd.

VERTICAL PEAK AND AVERAGE PLOT

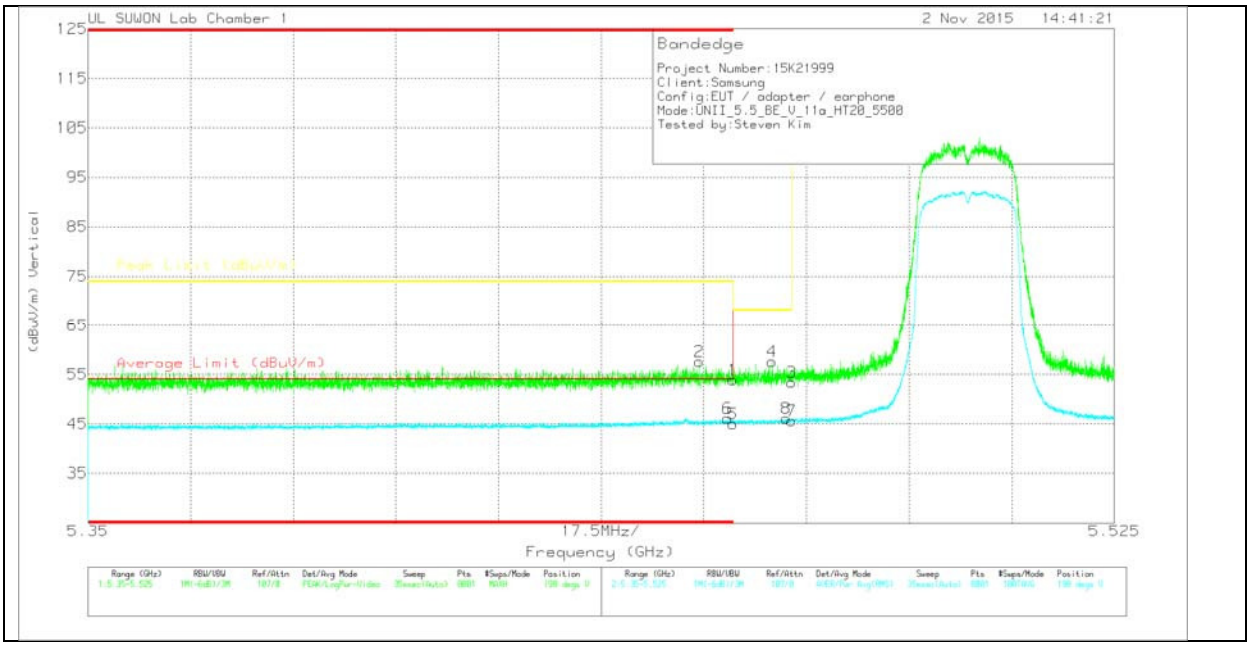

VERTICAL DATA

TRACE MARKERS

Marker	Frequency (GHz)	Meter Reading (dBuV)	Det	3117(00168717)_150619	Path_2_10dB	DC Corr (dB)	Corrected Reading (dBuV/m)	Average Limit (dBuV/m)	Margin (dB)	Peak Limit (dBuV/m)	PK Margin (dB)	Azimuth (Degs)	Height (cm)	Polarity
1	* 5.46	41.93	Pk	34.6	-22.6	0	53.93	-	-	74	-20.07	198	103	V
2	* 5.454	45.6	Pk	34.6	-22.6	0	57.6	-	-	74	-16.4	198	103	V
3	5.47	41.46	Pk	34.6	-22.6	0	53.46	-	-	68.2	-14.74	198	103	V
4	5.467	45.59	Pk	34.6	-22.6	0	57.59	-	-	68.2	-10.61	198	103	V
5	* 5.46	32.74	RMS	34.6	-22.6	.31	45.05	54	-8.95	-	-	198	103	V
6	* 5.459	33.77	RMS	34.6	-22.6	.31	46.08	54	-7.92	-	-	198	103	V
7	5.47	33.34	RMS	34.6	-22.6	.31	45.65	-	-	-	-	198	103	V
8	5.469	33.79	RMS	34.6	-22.6	.31	46.1	-	-	-	-	198	103	V

* - indicates frequency in CFR15.205/IC7.2.2 Restricted Band

Pk - Peak detector

RMS - RMS detection

UL Korea, Ltd. Suwon Laboratory FORM ID: FCC_15E
218 Maeyeong-ro, Yeongtong-gu, Suwon-si, Gyeonggi-do, 443-823, Korea
TEL: (031) 337-9902 FAX: (031) 213-5433
UL Korea, Ltd. Confidential
This report shall not be reproduced except in full, without the written approval of UL Korea, Ltd.

AUTHORIZED BANDEDGE (HIGH CHANNEL)

HORIZONTAL PEAK AND AVERAGE PLOT

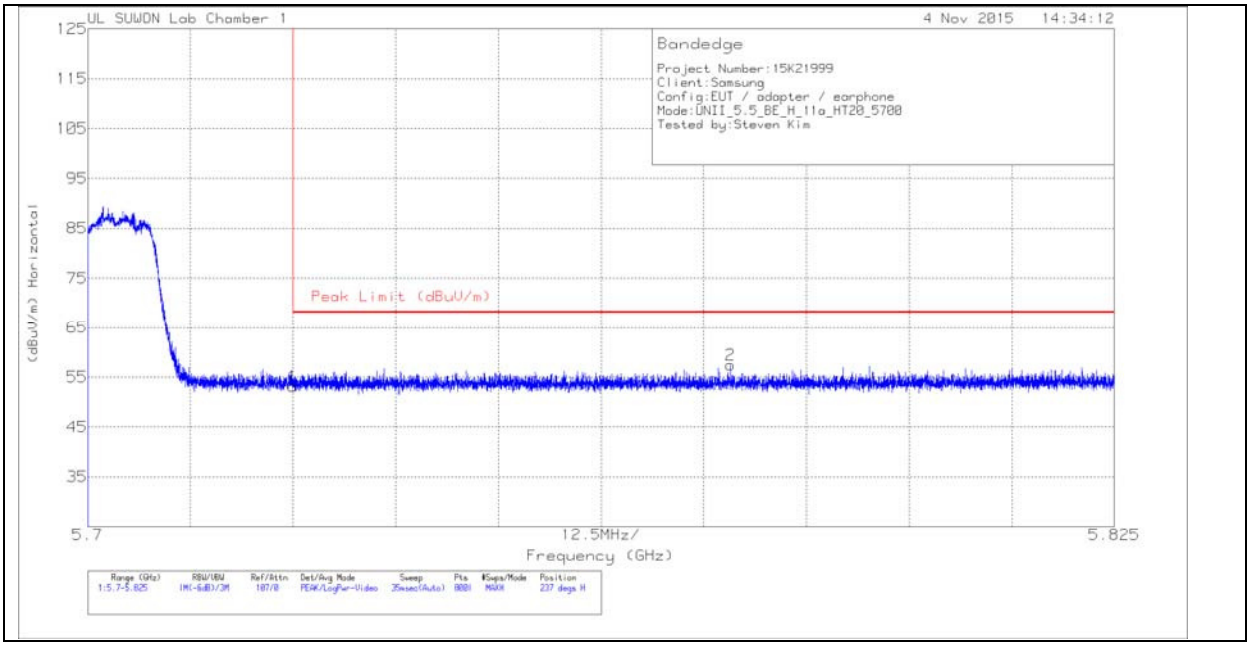

HORIZONTAL DATA

TRACE MARKERS

Marker	Frequency (GHz)	Meter Reading (dBuV)	Det	3117(00168717)_150619	Path_2_10 dB	DC Corr (dB)	Corrected Reading (dBuV/m)	Peak Limit (dBuV/m)	PK Margin (dB)	Azimuth (Degs)	Height (cm)	Polarity
1	5.725	40.62	Pk	34.8	-22.3	0	53.12	68.2	-15.08	237	257	H
2	5.778	44.81	Pk	34.8	-22.2	0	57.41	68.2	-10.79	237	257	H

Pk - Peak detector

UL Korea, Ltd. Suwon Laboratory FORM ID: FCC_15E
218 Maeyeong-ro, Yeongtong-gu, Suwon-si, Gyeonggi-do, 443-823, Korea
TEL: (031) 337-9902 FAX: (031) 213-5433
UL Korea, Ltd. Confidential
This report shall not be reproduced except in full, without the written approval of UL Korea, Ltd.

VERTICAL PEAK AND AVERAGE PLOT

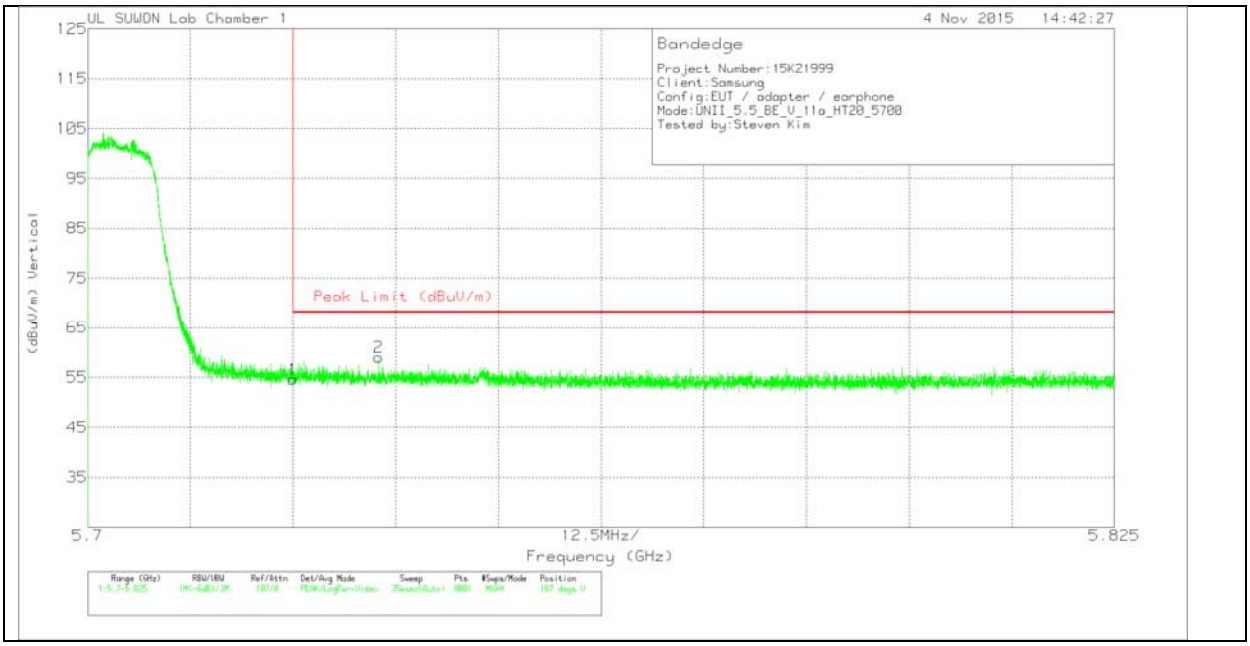

VERTICAL DATA

TRACE MARKERS

Marker	Frequency (GHz)	Meter Reading (dBuV)	Det	3117(00168717)_150619	Path_2_10 dB	DC Corr (dB)	Corrected Reading (dBuV/m)	Peak Limit (dBuV/m)	PK Margin (dB)	Azimuth (Degs)	Height (cm)	Polarity
1	5.725	42.17	Pk	34.8	-22.3	0	54.67	68.2	-13.53	187	104	V
2	5.735	46.52	Pk	34.8	-22.3	0	59.02	68.2	-9.18	187	104	V

Pk - Peak detector

UL Korea, Ltd. Suwon Laboratory FORM ID: FCC_15E
218 Maeyeong-ro, Yeongtong-gu, Suwon-si, Gyeonggi-do, 443-823, Korea
TEL: (031) 337-9902 FAX: (031) 213-5433
UL Korea, Ltd. Confidential
This report shall not be reproduced except in full, without the written approval of UL Korea, Ltd.

HARMONICS AND SPURIOUS EMISSIONS

LOW CHANNEL HORIZONTAL

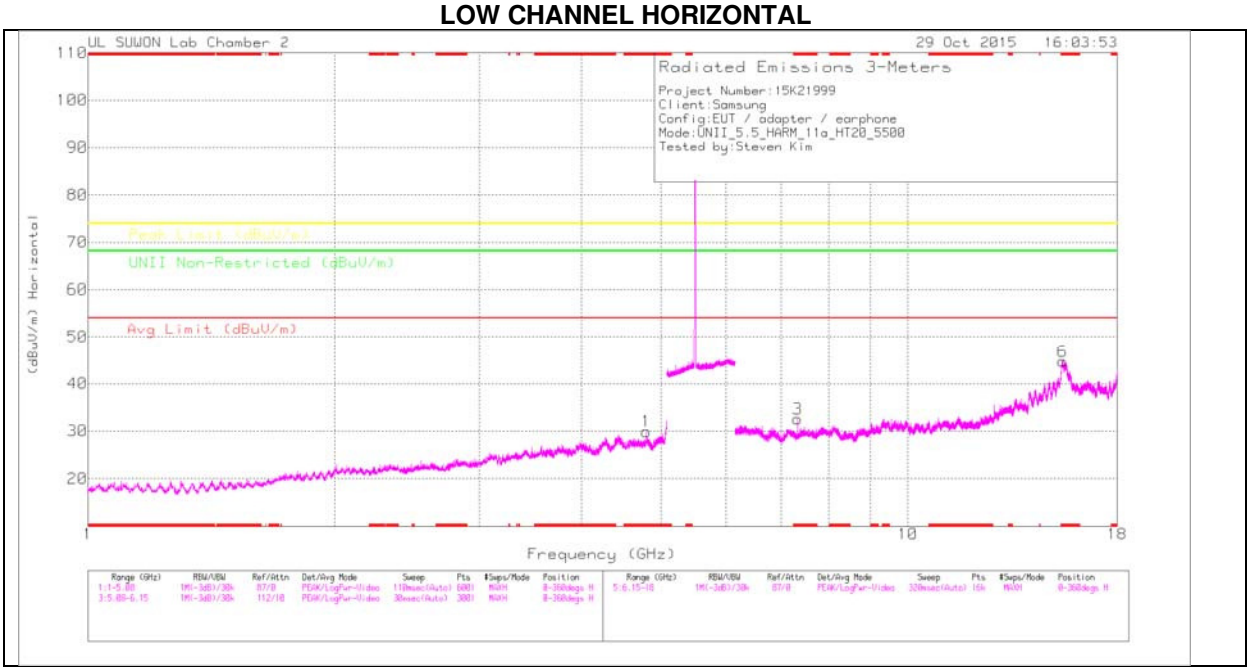

LOW CHANNEL VERTICAL

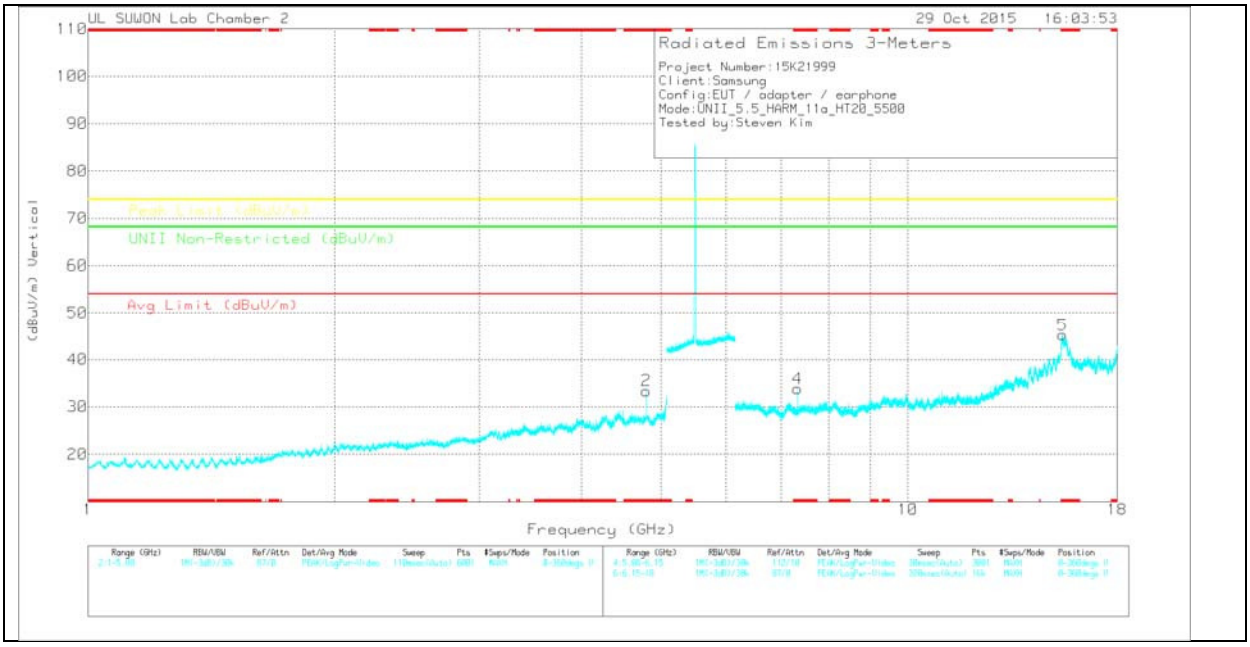

Note: Emission was scanned up to 40GHz; No emissions were detected above the noise floor which was at least 20dB below the specification limit.

UL Korea, Ltd. Suwon Laboratory FORM ID: FCC_15E
218 Maeyeong-ro, Yeongtong-gu, Suwon-si, Gyeonggi-do, 443-823, Korea
TEL: (031) 337-9902 FAX: (031) 213-5433
UL Korea, Ltd. Confidential
This report shall not be reproduced except in full, without the written approval of UL Korea, Ltd.

LOW CHANNEL DATA

TRACE MARKERS

Marker	Frequency (GHz)	Meter Reading (dBuV)	Det	3117(001687717)_150619	Path_4	DC Corr (dB)	Corrected Reading (dBuV/m)	Avg Limit (dBuV/m)	Margin (dB)	Peak Limit (dBuV/m)	Margin (dB)	UNII Non-Restricted (dBuV/m)	Margin (dB)	Azimuth (Degs)	Height (cm)	Polarity
1	* 4.796	28.22	PK	34	-32.3	0	29.92	-	-	74	-44.08	-	-	0-360	100	H
2	* 4.796	31.71	PK	34	-32.3	0	33.41	-	-	74	-40.59	-	-	0-360	200	V
3	* 7.333	26.56	PK	35.8	-29.8	0	32.56	-	-	74	-41.44	-	-	0-360	100	H
6	* 15.432	19.62	PK	40.2	-15.1	0	44.72	-	-	74	-29.28	-	-	0-360	100	H
4	* 7.333	27.85	PK	35.8	-29.8	0	33.85	-	-	74	-40.15	-	-	0-360	99	V
5	* 15.441	20.1	PK	40.2	-15	0	45.3	-	-	74	-28.7	-	-	0-360	200	V

* - indicates frequency in CFR15.205/IC7.2.2 Restricted Band

PK – Peak detector

Radiated Emissions

Frequency (GHz)	Meter Reading (dBuV)	Det	3117(00168717)_150619	Path_4	DC Corr (dB)	Corrected Reading (dBuV/m)	Avg Limit (dBuV/m)	Margin (dB)	Peak Limit (dBuV/m)	Margin (dB)	UNII Non-Restricted (dBuV/m)	Margin (dB)	Azimuth (Degs)	Height (cm)	Polarity
* 4.796	37.45	PK-U	34	-32.3	0	39.15	-	-	74	-34.85	-	-	203	235	H
* 4.796	25.86	ADR	34	-32.3	0	27.56	54	-26.44	-	-	-	-	203	235	H
* 4.796	40.83	PK-U	34	-32.3	0	42.53	-	-	74	-31.47	-	-	265	238	V
* 4.796	32.12	ADR	34	-32.3	0	33.82	54	-20.18	-	-	-	-	265	238	V
* 7.333	27.39	ADR	35.8	-29.8	0	33.39	54	-20.61	-	-	-	-	248	163	V
* 7.333	25.7	ADR	35.8	-29.8	0	31.7	54	-22.3	-	-	-	-	33	205	H
* 7.333	35.79	PK-U	35.8	-29.8	0	41.79	-	-	74	-32.21	-	-	248	163	V
* 7.333	35.18	PK-U	35.8	-29.8	0	41.18	-	-	74	-32.82	-	-	33	205	H

* - indicates frequency in CFR15.205/IC7.2.2 Restricted Band

PK-U - U-NII: Maximum Peak

ADR - U-NII AD primary method, RMS average

UL Korea, Ltd. Suwon Laboratory FORM ID: FCC_15E
218 Maeyeong-ro, Yeongtong-gu, Suwon-si, Gyeonggi-do, 443-823, Korea
TEL: (031) 337-9902 FAX: (031) 213-5433
UL Korea, Ltd. Confidential
This report shall not be reproduced except in full, without the written approval of UL Korea, Ltd.

MID CHANNEL HORIZONTAL

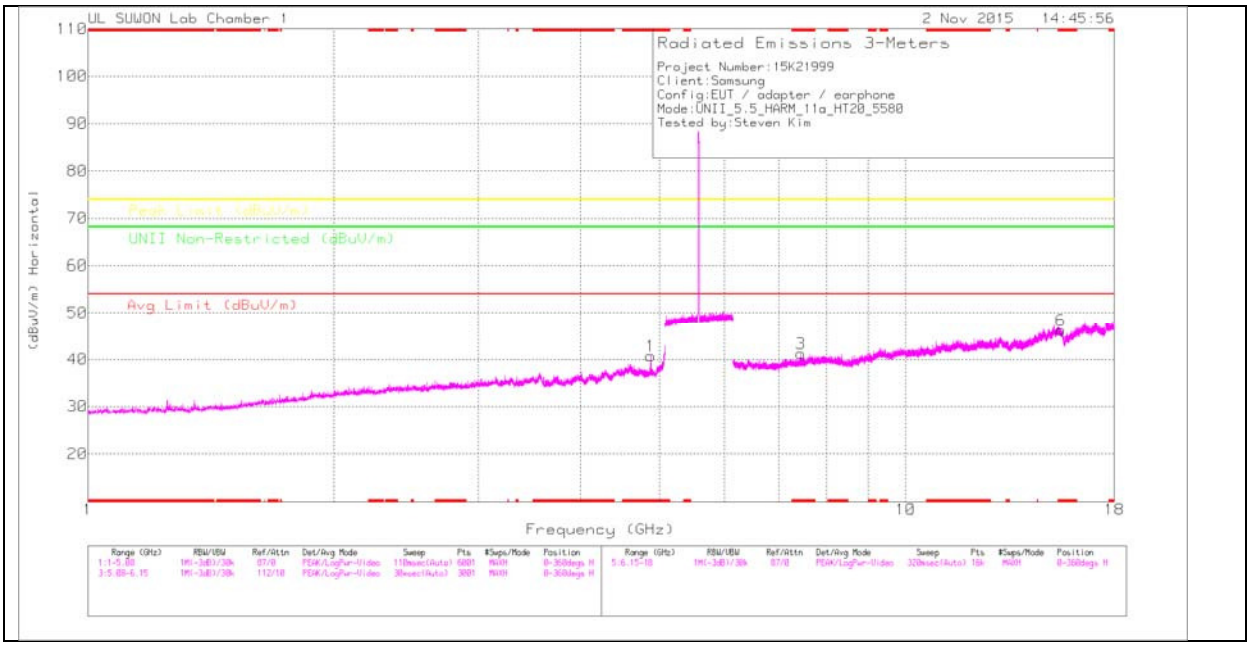

MID CHANNEL VERTICAL

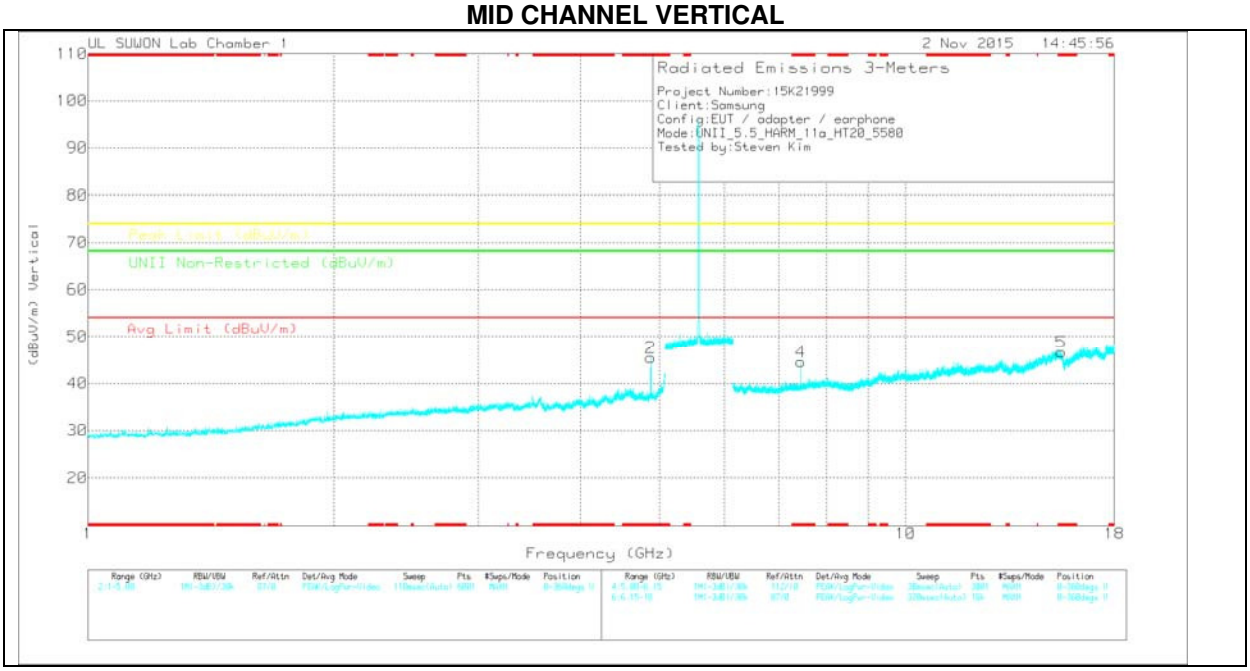

Note: Emission was scanned up to 40GHz; No emissions were detected above the noise floor which was at least 20dB below the specification limit.

UL Korea, Ltd. Suwon Laboratory FORM ID: FCC_15E
218 Maeyeong-ro, Yeongtong-gu, Suwon-si, Gyeonggi-do, 443-823, Korea
TEL: (031) 337-9902 FAX: (031) 213-5433
UL Korea, Ltd. Confidential
This report shall not be reproduced except in full, without the written approval of UL Korea, Ltd.

MID CHANNEL DATA

TRACE MARKERS

Marker	Frequency (GHz)	Meter Reading (dBuV)	Det	3117(001687717)_150619	Path_4	DC Corr (dB)	Corrected Reading (dBuV/m)	Avg Limit (dBuV/m)	Margin (dB)	Peak Limit (dBuV/m)	Margin (dB)	UNII Non-Restricted (dBuV/m)	Margin (dB)	Azimuth (Degs)	Height (cm)	Polarity
1	* 4.876	38.95	PK	34	-32.2	0	40.75	-	-	74	-33.25	-	-	0-360	100	H
2	* 4.876	43.68	PK	34	-32.2	0	45.48	-	-	74	-28.52	-	-	0-360	100	V
3	* 7.439	35.29	PK	35.8	-29.9	0	41.19	-	-	74	-32.81	-	-	0-360	200	H
6	* 15.481	21.72	PK	40.2	-15.7	0	46.22	-	-	74	-27.78	-	-	0-360	200	H
4	* 7.439	38.73	PK	35.8	-29.9	0	44.63	-	-	74	-29.37	-	-	0-360	100	V
5	* 15.496	22.61	PK	40.2	-16.1	0	46.71	-	-	74	-27.29	-	-	0-360	200	V

* - indicates frequency in CFR15.205/IC7.2.2 Restricted Band

PK – Peak detector

Radiated Emissions

Frequency (GHz)	Meter Reading (dBuV)	Det	3117(00168717)_150619	Path_4	DC Corr (dB)	Corrected Reading (dBuV/m)	Avg Limit (dBuV/m)	Margin (dB)	Peak Limit (dBuV/m)	Margin (dB)	UNII Non-Restricted (dBuV/m)	Margin (dB)	Azimuth (Degs)	Height (cm)	Polarity
* 4.876	48.26	PK-U	34	-32.2	0	50.06	-	-	74	-23.94	-	-	160	102	H
* 4.876	38.42	ADR	34	-32.2	0	40.22	54	-13.78	-	-	-	-	160	102	H
* 4.876	51.53	PK-U	34	-32.2	0	53.33	-	-	74	-20.67	-	-	281	182	V
* 4.876	43.59	ADR	34	-32.2	0	45.39	54	-8.61	-	-	-	-	281	182	V
* 7.44	37.47	ADR	35.8	-29.9	0	43.37	54	-10.63	-	-	-	-	224	100	V
* 7.44	46.16	PK-U	35.8	-29.9	0	52.06	-	-	74	-21.94	-	-	224	100	V

* - indicates frequency in CFR15.205/IC7.2.2 Restricted Band

PK-U - U-NII: Maximum Peak

ADR - U-NII AD primary method, RMS average

UL Korea, Ltd. Suwon Laboratory FORM ID: FCC_15E
218 Maeyeong-ro, Yeongtong-gu, Suwon-si, Gyeonggi-do, 443-823, Korea
TEL: (031) 337-9902 FAX: (031) 213-5433
UL Korea, Ltd. Confidential
This report shall not be reproduced except in full, without the written approval of UL Korea, Ltd.

HIGH CHANNEL HORIZONTAL

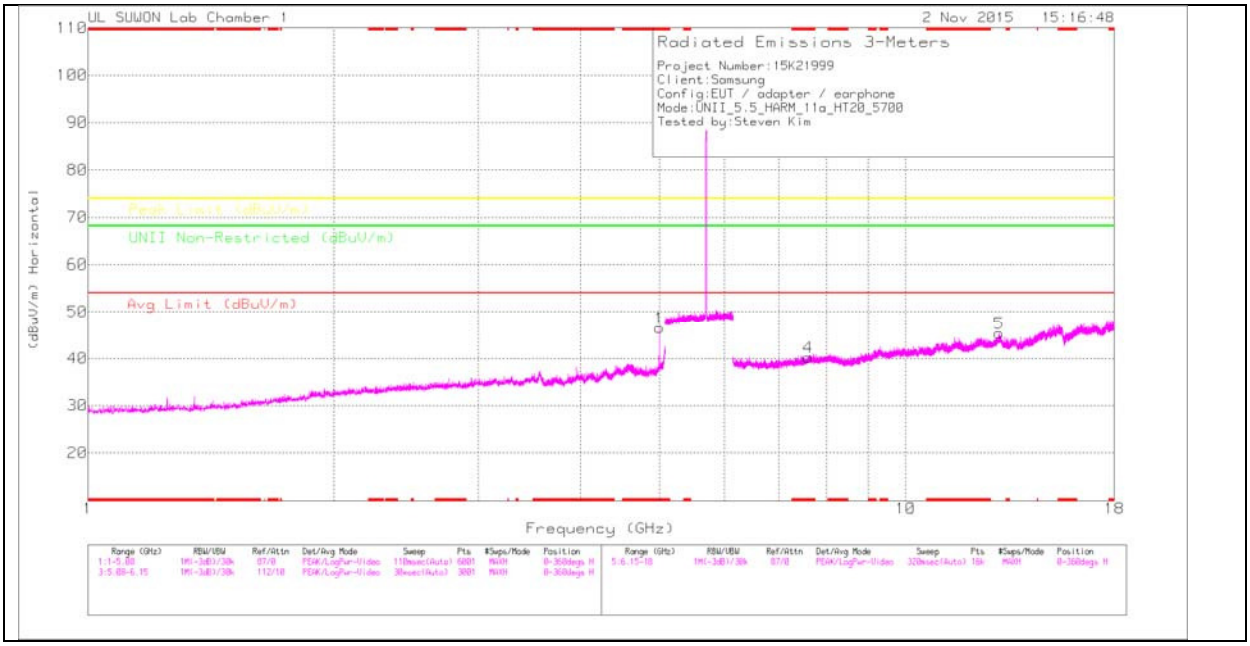

HIGH CHANNEL VERTICAL

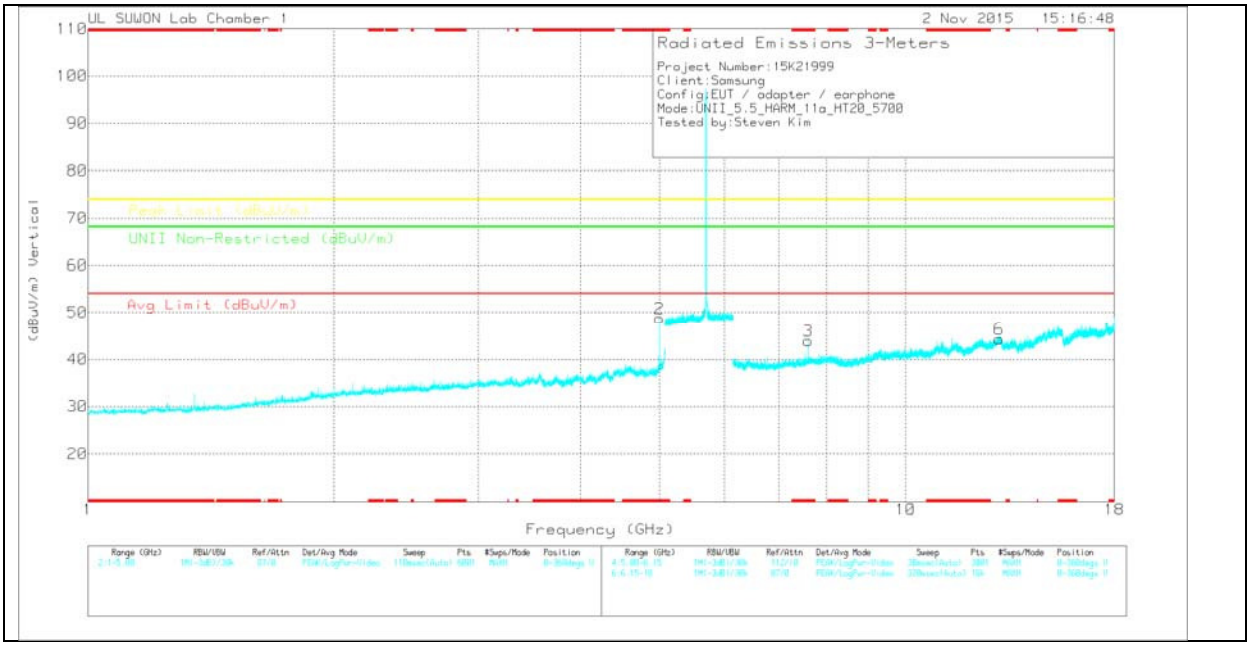

Note: Emission was scanned up to 40GHz; No emissions were detected above the noise floor which was at least 20dB below the specification limit.

UL Korea, Ltd. Suwon Laboratory FORM ID: FCC_15E
218 Maeyeong-ro, Yeongtong-gu, Suwon-si, Gyeonggi-do, 443-823, Korea
TEL: (031) 337-9902 FAX: (031) 213-5433
UL Korea, Ltd. Confidential
This report shall not be reproduced except in full, without the written approval of UL Korea, Ltd.

HIGH CHANNEL DATA

TRACE MARKERS

Marker	Frequency (GHz)	Meter Reading (dBuV)	Det	3117(001687717)_150619	Path_4	DC Corr (dB)	Corrected Reading (dBuV/m)	Avg Limit (dBuV/m)	Margin (dB)	Peak Limit (dBuV/m)	Margin (dB)	UNII Non-Restricted (dBuV/m)	Margin (dB)	Azimuth (Degs)	Height (cm)	Polarity
1	* 4.996	43.78	PK	34.1	-31.4	0	46.48	-	-	74	-27.52	-	-	0-360	100	H
2	* 4.996	45.99	PK	34.1	-31.4	0	48.69	-	-	74	-25.31	-	-	0-360	200	V
4	* 7.602	33.91	PK	35.9	-29.6	0	40.21	-	-	74	-33.79	-	-	0-360	200	H
5	13.015	31.32	PK	39	-25	0	45.32	-	-	-	-	68.2	-22.88	0-360	100	H
3	* 7.599	37.6	PK	35.9	-29.6	0	43.9	-	-	74	-30.1	-	-	0-360	100	V
6	13.02	30.26	PK	39	-24.9	0	44.36	-	-	-	-	68.2	-23.84	0-360	100	V

* - indicates frequency in CFR15.205/IC7.2.2 Restricted Band

PK – Peak detector

Radiated Emissions

Frequency (GHz)	Meter Reading (dBuV)	Det	3117(00168717)_150619	Path_4	DC Corr (dB)	Corrected Reading (dBuV/m)	Avg Limit (dBuV/m)	Margin (dB)	Peak Limit (dBuV/m)	Margin (dB)	UNII Non-Restricted (dBuV/m)	Margin (dB)	Azimuth (Degs)	Height (cm)	Polarity
* 4.996	50.95	PK-U	34.1	-31.4	0	53.65	-	-	74	-20.35	-	-	159	100	H
* 4.996	42.92	ADR	34.1	-31.4	0	45.62	54	-8.38	-	-	-	-	159	100	H
* 4.996	52.43	PK-U	34.1	-31.4	0	55.13	-	-	74	-18.87	-	-	279	181	V
* 4.996	45.94	ADR	34.1	-31.4	0	48.64	54	-5.36	-	-	-	-	279	181	V
* 7.6	36.76	ADR	35.9	-29.6	0	43.06	54	-10.94	-	-	-	-	202	103	V
* 7.6	46.76	PK-U	35.9	-29.6	0	53.06	-	-	74	-20.94	-	-	202	103	V

* - indicates frequency in CFR15.205/IC7.2.2 Restricted Band

PK-U - U-NII: Maximum Peak

ADR - U-NII AD primary method, RMS average

UL Korea, Ltd. Suwon Laboratory FORM ID: FCC_15E
218 Maeyeong-ro, Yeongtong-gu, Suwon-si, Gyeonggi-do, 443-823, Korea
TEL: (031) 337-9902 FAX: (031) 213-5433
UL Korea, Ltd. Confidential
This report shall not be reproduced except in full, without the written approval of UL Korea, Ltd.

11.3.2. TX ABOVE 1GHz 802.11n HT20 2TX CDD MODE IN THE 5.5GHz BAND RESTRICTED BANDEDGE (LOW CHANNEL)

HORIZONTAL PEAK AND AVERAGE PLOT

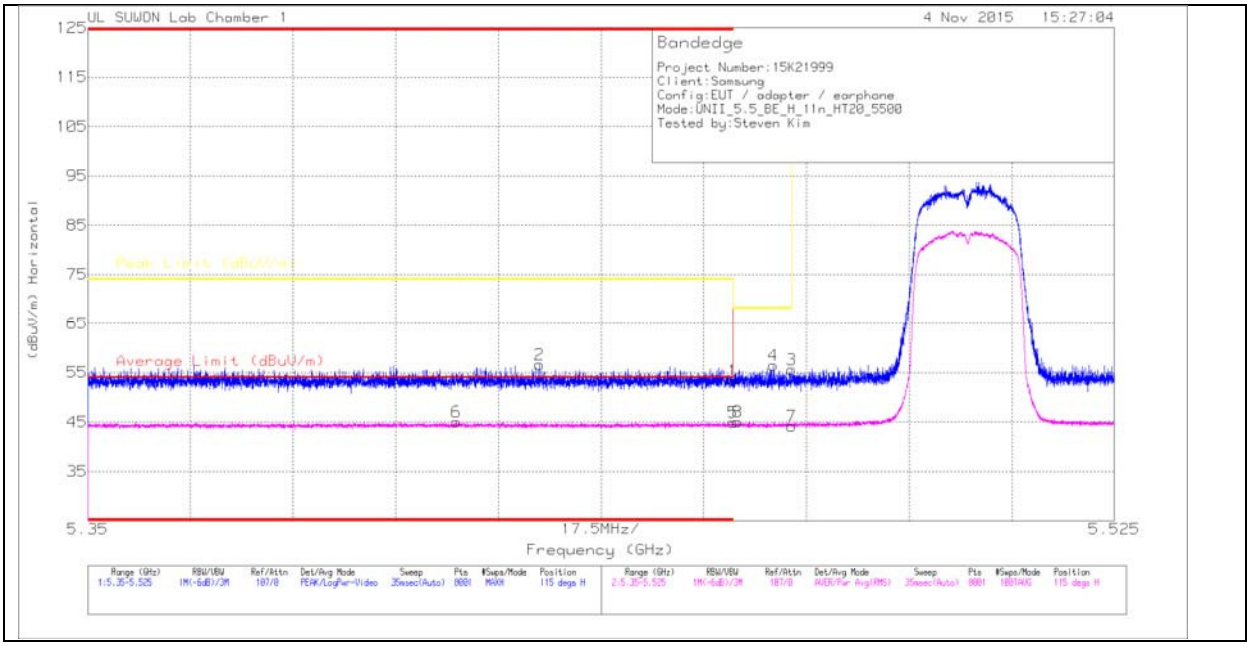

HORIZONTAL DATA

TRACE MARKERS

Marker	Frequency (GHz)	Meter Reading (dBuV)	Det	3117(00168717)_150619	Path_2_10dB	DC Corr (dB)	Corrected Reading (dBuV/m)	Average Limit (dBuV/m)	Margin (dB)	Peak Limit (dBuV/m)	PK Margin (dB)	Azimuth (Degs)	Height (cm)	Polarity
1	* 5.46	41.39	Pk	34.6	-22.6	0	53.39	-	-	74	-20.61	115	349	H
2	* 5.427	44.73	Pk	34.6	-22.7	0	56.63	-	-	74	-17.37	115	349	H
3	5.47	43.56	Pk	34.6	-22.6	0	55.56	-	-	68.2	-12.64	115	349	H
4	5.467	44.48	Pk	34.6	-22.6	0	56.48	-	-	68.2	-11.72	115	349	H
5	* 5.46	32.53	RMS	34.6	-22.6	.33	44.86	54	-9.14	-	-	115	349	H
6	* 5.413	32.84	RMS	34.6	-22.7	.33	45.07	54	-8.93	-	-	115	349	H
7	5.47	31.84	RMS	34.6	-22.6	.33	44.17	-	-	-	-	115	349	H
8	5.461	32.71	RMS	34.6	-22.6	.33	45.04	-	-	-	-	115	349	H

* - indicates frequency in CFR15.205/IC7.2.2 Restricted Band

Pk - Peak detector

RMS - RMS detection

UL Korea, Ltd. Suwon Laboratory FORM ID: FCC_15E
218 Maeyeong-ro, Yeongtong-gu, Suwon-si, Gyeonggi-do, 443-823, Korea
TEL: (031) 337-9902 FAX: (031) 213-5433
UL Korea, Ltd. Confidential
This report shall not be reproduced except in full, without the written approval of UL Korea, Ltd.

VERTICAL PEAK AND AVERAGE PLOT

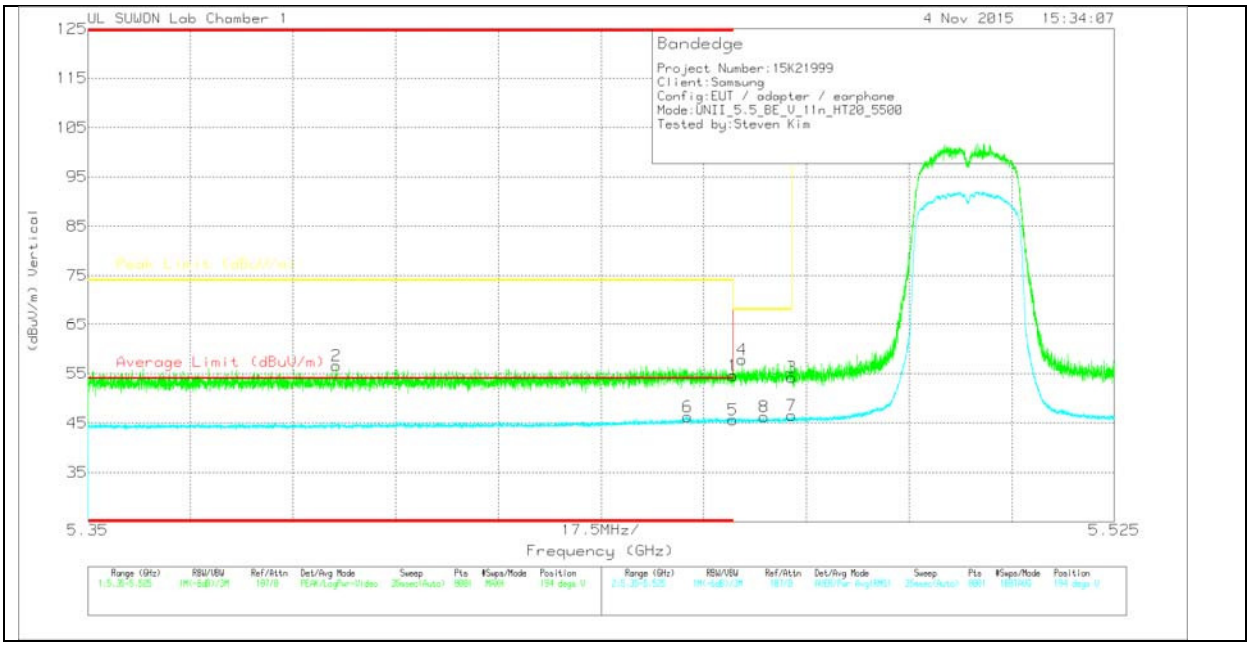

VERTICAL DATA

TRACE MARKERS

Marker	Frequency (GHz)	Meter Reading (dBuV)	Det	3117(00168717)_150619	Path_2	DC Corr (dB)	Corrected Reading (dBuV/m)	Average Limit (dBuV/m)	Margin (dB)	Peak Limit (dBuV/m)	PK Margin (dB)	Azimuth (Degs)	Height (cm)	Polarity
1	* 5.46	42.6	Pk	34.6	-22.6	0	54.6	-	-	74	-19.4	194	102	V
2	* 5.392	44.85	Pk	34.5	-22.8	0	56.55	-	-	74	-17.45	194	102	V
3	5.47	42.25	Pk	34.6	-22.6	0	54.25	-	-	68.2	-13.95	194	102	V
4	5.462	45.87	Pk	34.6	-22.6	0	57.87	-	-	68.2	-10.33	194	102	V
5	* 5.46	33.31	RMS	34.6	-22.6	.33	45.64	54	-8.36	-	-	194	102	V
6	* 5.452	33.99	RMS	34.6	-22.6	.33	46.32	54	-7.68	-	-	194	102	V
7	5.47	34.17	RMS	34.6	-22.6	.33	46.5	-	-	-	-	194	102	V
8	5.465	33.95	RMS	34.6	-22.6	.33	46.28	-	-	-	-	194	102	V

* - indicates frequency in CFR15.205/IC7.2.2 Restricted Band

Pk - Peak detector

RMS - RMS detection

UL Korea, Ltd. Suwon Laboratory FORM ID: FCC_15E
218 Maeyeong-ro, Yeongtong-gu, Suwon-si, Gyeonggi-do, 443-823, Korea
TEL: (031) 337-9902 FAX: (031) 213-5433
UL Korea, Ltd. Confidential
This report shall not be reproduced except in full, without the written approval of UL Korea, Ltd.

AUTHORIZED BANDEDGE (HIGH CHANNEL)

HORIZONTAL PEAK AND AVERAGE PLOT

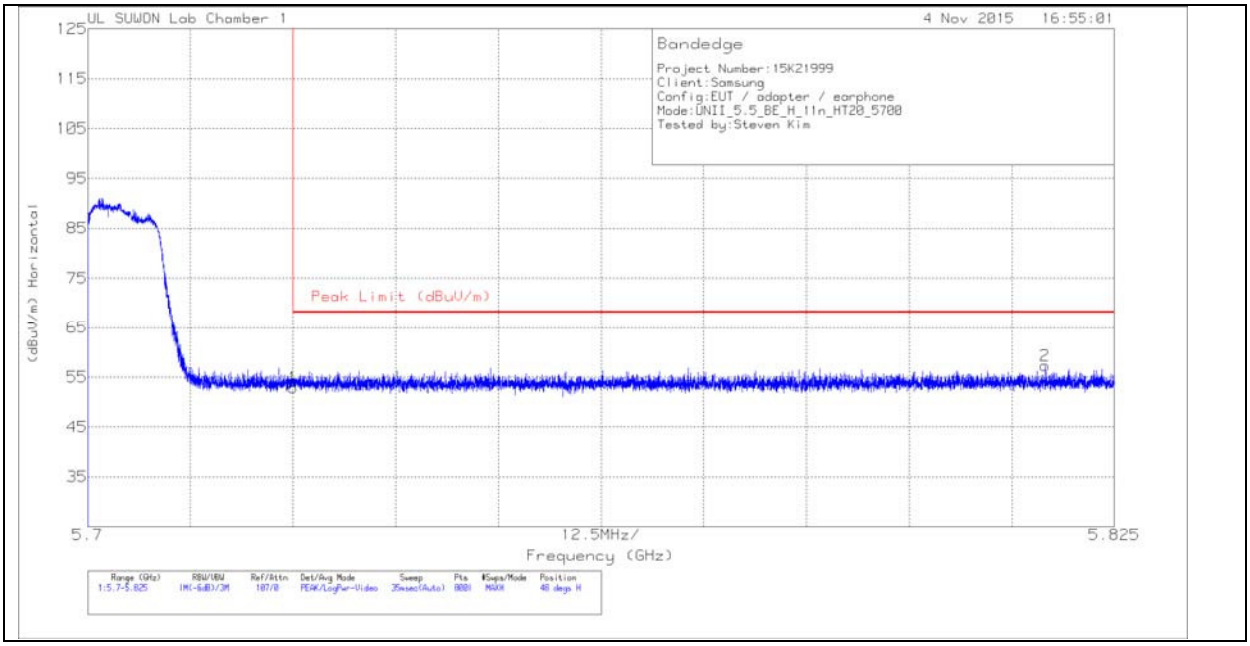

HORIZONTAL DATA

TRACE MARKERS

Marker	Frequency (GHz)	Meter Reading (dBuV)	Det	3117(0016 8717)_150 619	Path_2_10 dB	DC Corr (dB)	Corrected Reading (dBuV/m)	Peak Limit (dBuV/m)	PK Margin (dB)	Azimuth (Degs)	Height (cm)	Polarity
1	5.725	40.38	Pk	34.8	-22.3	0	52.88	68.2	-15.32	48	164	H
2	5.817	44.55	Pk	34.8	-22	0	57.35	68.2	-10.85	48	164	H

Pk - Peak detector

UL Korea, Ltd. Suwon Laboratory FORM ID: FCC_15E
218 Maeyeong-ro, Yeongtong-gu, Suwon-si, Gyeonggi-do, 443-823, Korea
TEL: (031) 337-9902 FAX: (031) 213-5433
UL Korea, Ltd. Confidential
This report shall not be reproduced except in full, without the written approval of UL Korea, Ltd.

VERTICAL PEAK AND AVERAGE PLOT

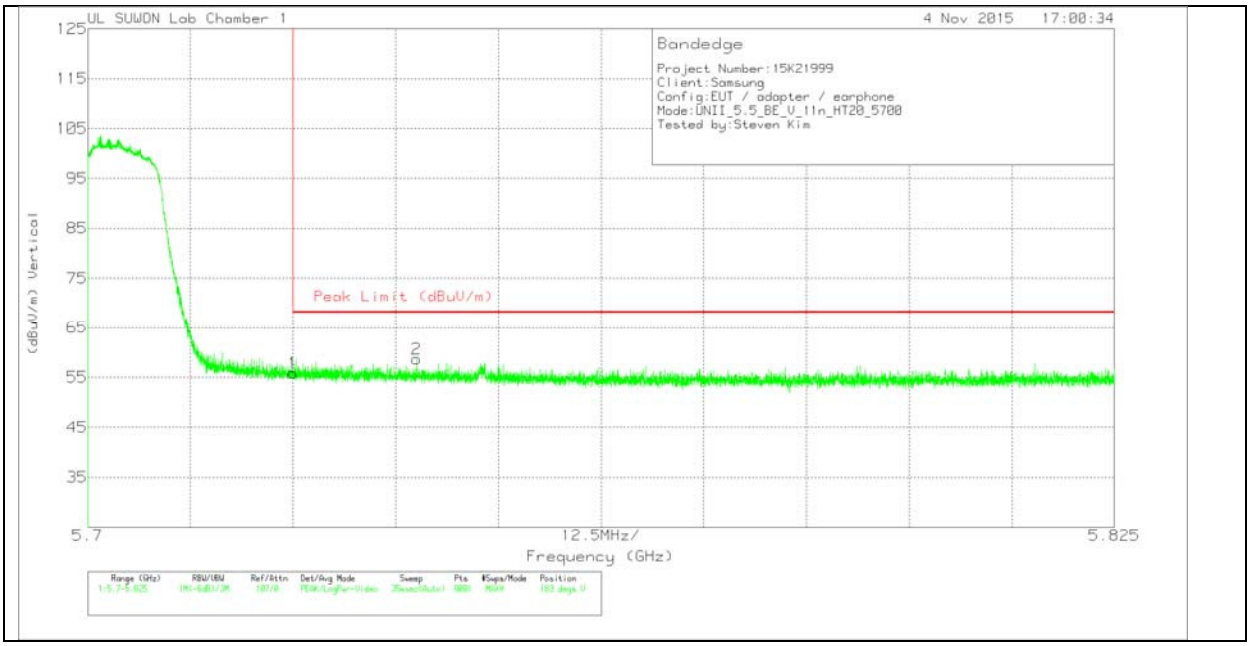

VERTICAL DATA

TRACE MARKERS

Marker	Frequency (GHz)	Meter Reading (dBuV)	Det	3117(00168717)_150619	Path_2_10 dB	DC Corr (dB)	Corrected Reading (dBuV/m)	Peak Limit (dBuV/m)	PK Margin (dB)	Azimuth (Degs)	Height (cm)	Polarity
1	5.725	43.33	Pk	34.8	-22.3	0	55.83	68.2	-12.37	183	106	V
2	5.74	46.16	Pk	34.8	-22.3	0	58.66	68.2	-9.54	183	106	V

Pk - Peak detector

UL Korea, Ltd. Suwon Laboratory FORM ID: FCC_15E
218 Maeyeong-ro, Yeongtong-gu, Suwon-si, Gyeonggi-do, 443-823, Korea
TEL: (031) 337-9902 FAX: (031) 213-5433
UL Korea, Ltd. Confidential
This report shall not be reproduced except in full, without the written approval of UL Korea, Ltd.

HARMONICS AND SPURIOUS EMISSIONS

LOW CHANNEL HORIZONTAL

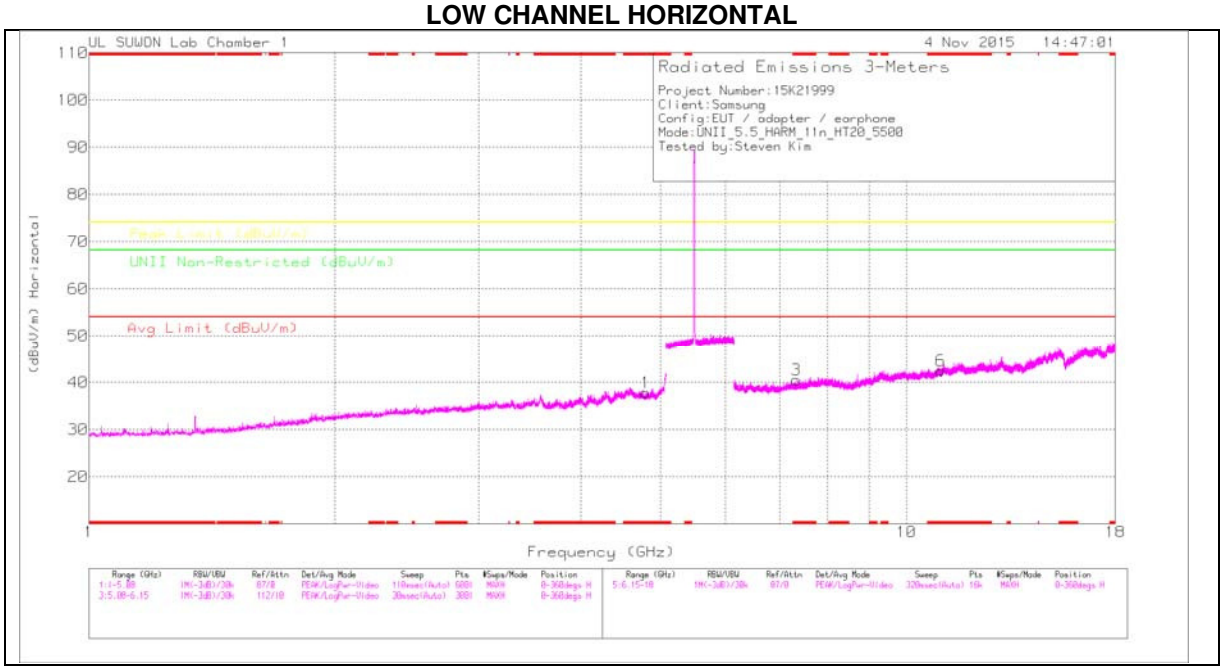

LOW CHANNEL VERTICAL

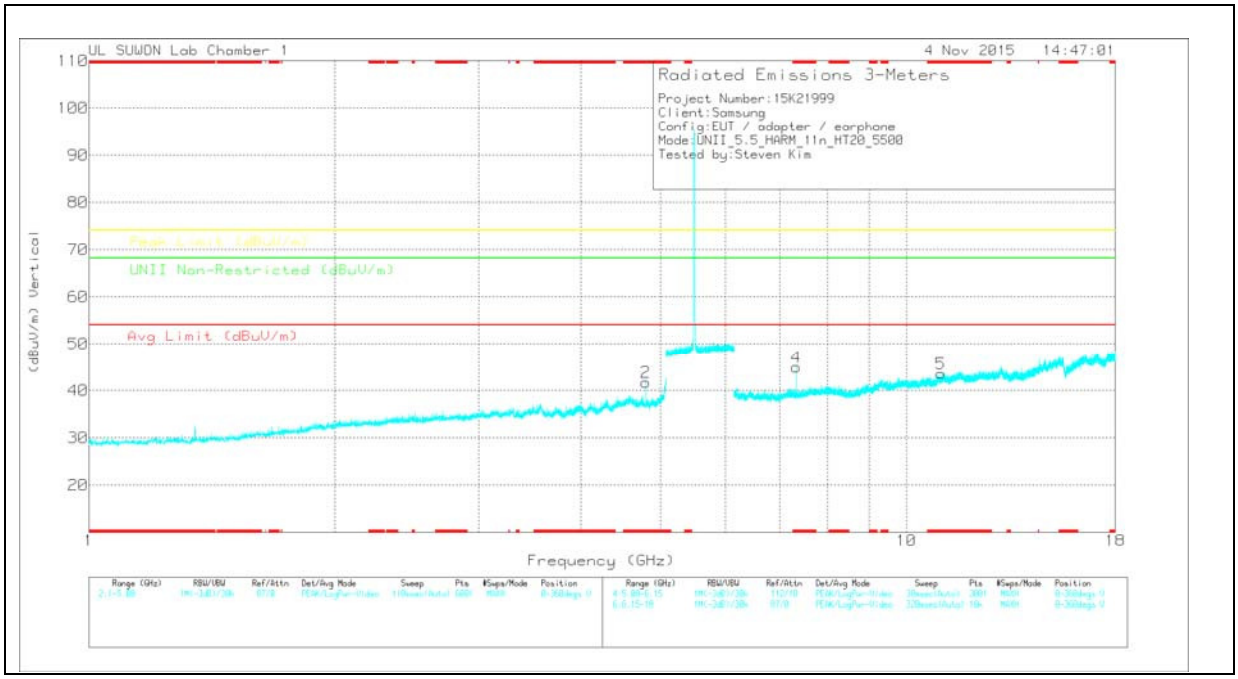

Note: Emission was scanned up to 40GHz; No emissions were detected above the noise floor which was at least 20dB below the specification limit.

UL Korea, Ltd. Suwon Laboratory FORM ID: FCC_15E
218 Maeyeong-ro, Yeongtong-gu, Suwon-si, Gyeonggi-do, 443-823, Korea
TEL: (031) 337-9902 FAX: (031) 213-5433
UL Korea, Ltd. Confidential
This report shall not be reproduced except in full, without the written approval of UL Korea, Ltd.

LOW CHANNEL DATA

TRACE MARKERS

Marker	Frequency (GHz)	Meter Reading (dBuV)	Det	3117(001687717)_150619	Path_4	DC Corr (dB)	Corrected Reading (dBuV/m)	Avg Limit (dBuV/m)	Margin (dB)	Peak Limit (dBuV/m)	Margin (dB)	UNII Non-Restricted (dBuV/m)	Margin (dB)	Azimuth (Degs)	Height (cm)	Polarity
1	* 4.796	36.15	PK	34	-32.3	0	37.85	-	-	74	-36.15	-	-	0-360	100	H
2	* 4.796	39.96	PK	34	-32.3	0	41.66	-	-	74	-32.34	-	-	0-360	200	V
3	* 7.333	34.55	PK	35.8	-29.8	0	40.55	-	-	74	-33.45	-	-	0-360	200	H
6	* 11.002	31.11	PK	38.2	-26.8	0	42.51	-	-	74	-31.49	-	-	0-360	100	H
4	* 7.333	38.98	PK	35.8	-29.8	0	44.98	-	-	74	-29.02	-	-	0-360	100	V
5	* 11	32.2	PK	38.2	-26.8	0	43.6	-	-	74	-30.4	-	-	0-360	100	V

* - indicates frequency in CFR15.205/IC7.2.2 Restricted Band

PK – Peak detector

Radiated Emissions

Frequency (GHz)	Meter Reading (dBuV)	Det	3117(00168717)_150619	Path_4	DC Corr (dB)	Corrected Reading (dBuV/m)	Avg Limit (dBuV/m)	Margin (dB)	Peak Limit (dBuV/m)	Margin (dB)	UNII Non-Restricted (dBuV/m)	Margin (dB)	Azimuth (Degs)	Height (cm)	Polarity
* 4.791	47.46	PK-U	34	-32.3	0	49.16	-	-	74	-24.84	-	-	16	134	V
* 4.796	35.49	ADR	34	-32.3	0	37.19	54	-16.81	-	-	-	-	16	134	V
* 7.333	39.36	ADR	35.8	-29.8	0	45.36	54	-8.64	-	-	-	-	91	100	V
* 7.333	32.79	ADR	35.8	-29.8	0	38.79	54	-15.21	-	-	-	-	32	280	H
* 7.333	47.24	PK-U	35.8	-29.8	0	53.24	-	-	74	-20.76	-	-	91	100	V
* 7.34	44.81	PK-U	35.8	-29.8	0	50.81	-	-	74	-23.19	-	-	32	280	H

* - indicates frequency in CFR15.205/IC7.2.2 Restricted Band

PK-U - U-NII: Maximum Peak

ADR - U-NII AD primary method, RMS average

UL Korea, Ltd. Suwon Laboratory FORM ID: FCC_15E
218 Maeyeong-ro, Yeongtong-gu, Suwon-si, Gyeonggi-do, 443-823, Korea
TEL: (031) 337-9902 FAX: (031) 213-5433
UL Korea, Ltd. Confidential
This report shall not be reproduced except in full, without the written approval of UL Korea, Ltd.

MID CHANNEL HORIZONTAL

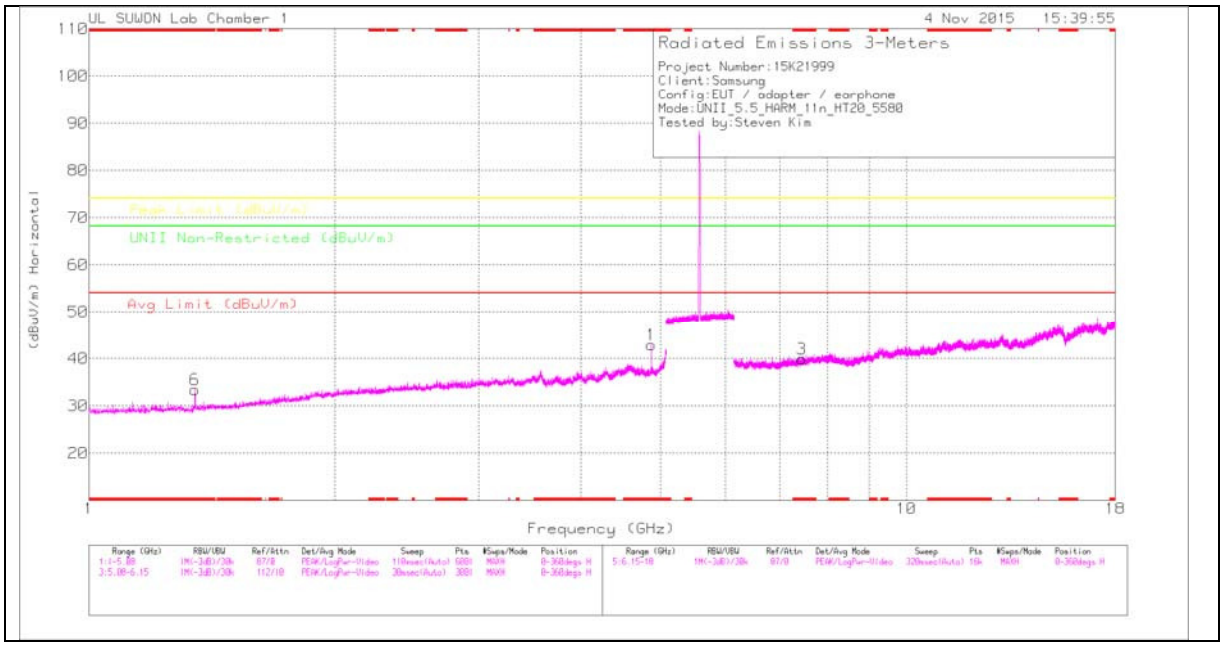

MID CHANNEL VERTICAL

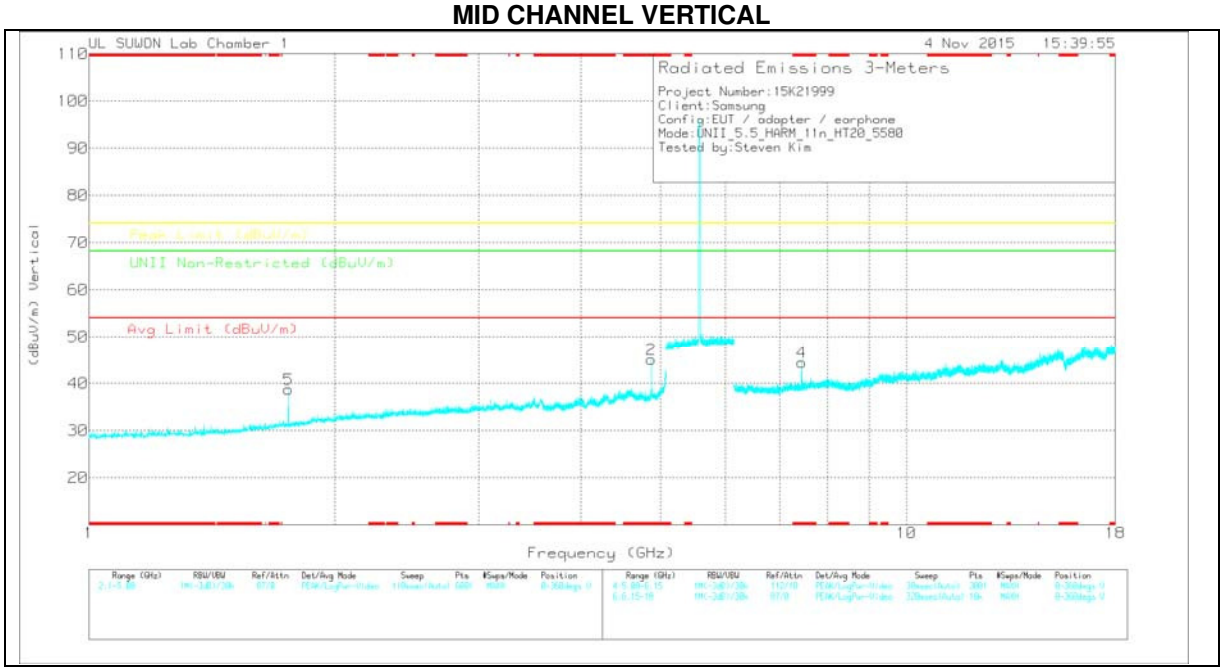

Note: Emission was scanned up to 40GHz; No emissions were detected above the noise floor which was at least 20dB below the specification limit.

UL Korea, Ltd. Suwon Laboratory FORM ID: FCC_15E
218 Maeyeong-ro, Yeongtong-gu, Suwon-si, Gyeonggi-do, 443-823, Korea
TEL: (031) 337-9902 FAX: (031) 213-5433
UL Korea, Ltd. Confidential
This report shall not be reproduced except in full, without the written approval of UL Korea, Ltd.

MID CHANNEL DATA

TRACE MARKERS

Marker	Frequency (GHz)	Meter Reading (dBuV)	Det	3117(00168717)_150619	Path_4	DC Corr (dB)	Corrected Reading (dBuV/m)	Avg Limit (dBuV/m)	Margin (dB)	Peak Limit (dBuV/m)	Margin (dB)	UNII Non-Restricted (dBuV/m)	Margin (dB)	Azimuth (Degs)	Height (cm)	Polarity
1	* 4.876	41.03	PK	34	-32.2	0	42.83	-	-	74	-31.17	-	-	0-360	100	H
6	* 1.349	44.27	PK	28.4	-39.3	0	33.37	-	-	74	-40.63	-	-	0-360	200	H
2	* 4.877	43.28	PK	34	-32.2	0	45.08	-	-	74	-28.92	-	-	0-360	100	V
5	1.753	47.07	PK	29.9	-38.3	0	38.67	-	-	-	-	68.2	-29.53	0-360	200	V
3	* 7.439	34.06	PK	35.8	-29.9	0	39.96	-	-	74	-34.04	-	-	0-360	200	H
4	* 7.439	38.59	PK	35.8	-29.9	0	44.49	-	-	74	-29.51	-	-	0-360	100	V

* - indicates frequency in CFR15.205/IC7.2.2 Restricted Band

PK – Peak detector

Radiated Emissions

Frequency (GHz)	Meter Reading (dBuV)	Det	3117(00168717)_150619	Path_4	DC Corr (dB)	Corrected Reading (dBuV/m)	Avg Limit (dBuV/m)	Margin (dB)	Peak Limit (dBuV/m)	Margin (dB)	UNII Non-Restricted (dBuV/m)	Margin (dB)	Azimuth (Degs)	Height (cm)	Polarity
* 4.876	49.46	PK-U	34	-32.2	0	51.26	-	-	74	-22.74	-	-	150	102	H
* 4.876	39.69	ADR	34	-32.2	0	41.49	54	-12.51	-	-	-	-	150	102	H
* 4.876	51.43	PK-U	34	-32.2	0	53.23	-	-	74	-20.77	-	-	285	188	V
* 4.876	44.46	ADR	34	-32.2	0	46.26	54	-7.74	-	-	-	-	285	188	V
* 7.44	38.91	ADR	35.8	-29.9	0	44.81	54	-9.19	-	-	-	-	91	100	V
* 7.44	33.27	ADR	35.8	-29.9	0	39.17	54	-14.83	-	-	-	-	51	377	H
* 7.44	46.96	PK-U	35.8	-29.9	0	52.86	-	-	74	-21.14	-	-	91	100	V
* 7.44	44.96	PK-U	35.8	-29.9	0	50.86	-	-	74	-23.14	-	-	51	377	H

* - indicates frequency in CFR15.205/IC7.2.2 Restricted Band

PK-U - U-NII: Maximum Peak

ADR - U-NII AD primary method, RMS average

UL Korea, Ltd. Suwon Laboratory FORM ID: FCC_15E
218 Maeyeong-ro, Yeongtong-gu, Suwon-si, Gyeonggi-do, 443-823, Korea
TEL: (031) 337-9902 FAX: (031) 213-5433
UL Korea, Ltd. Confidential
This report shall not be reproduced except in full, without the written approval of UL Korea, Ltd.

HIGH CHANNEL HORIZONTAL

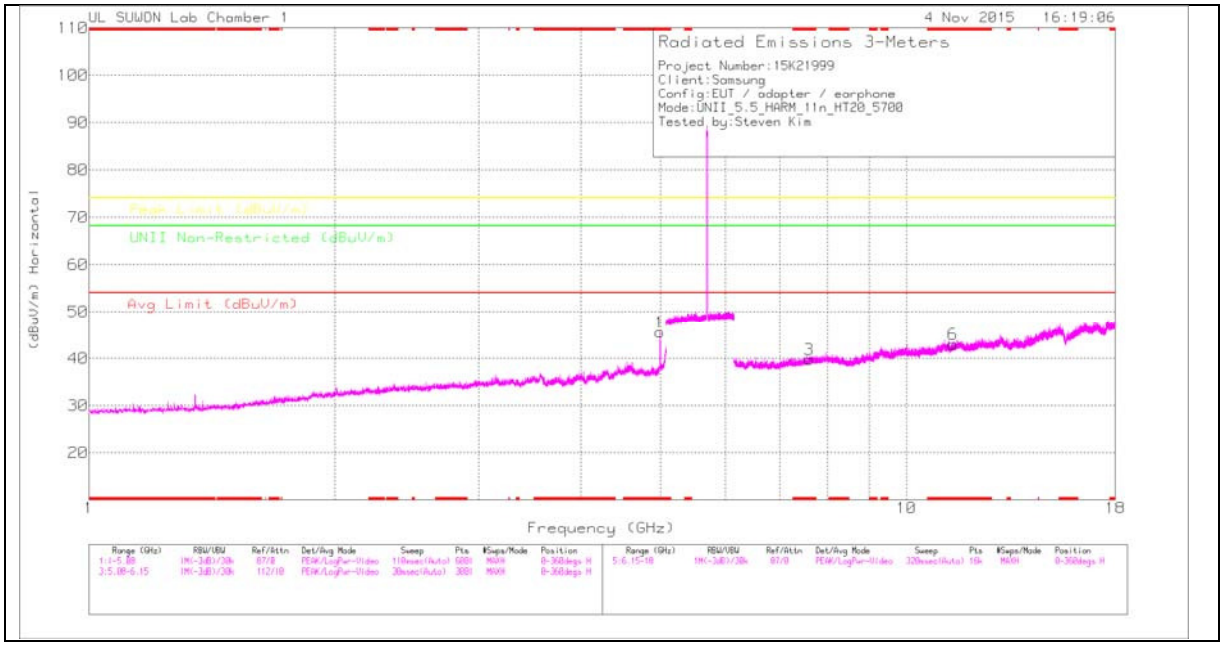

HIGH CHANNEL VERTICAL

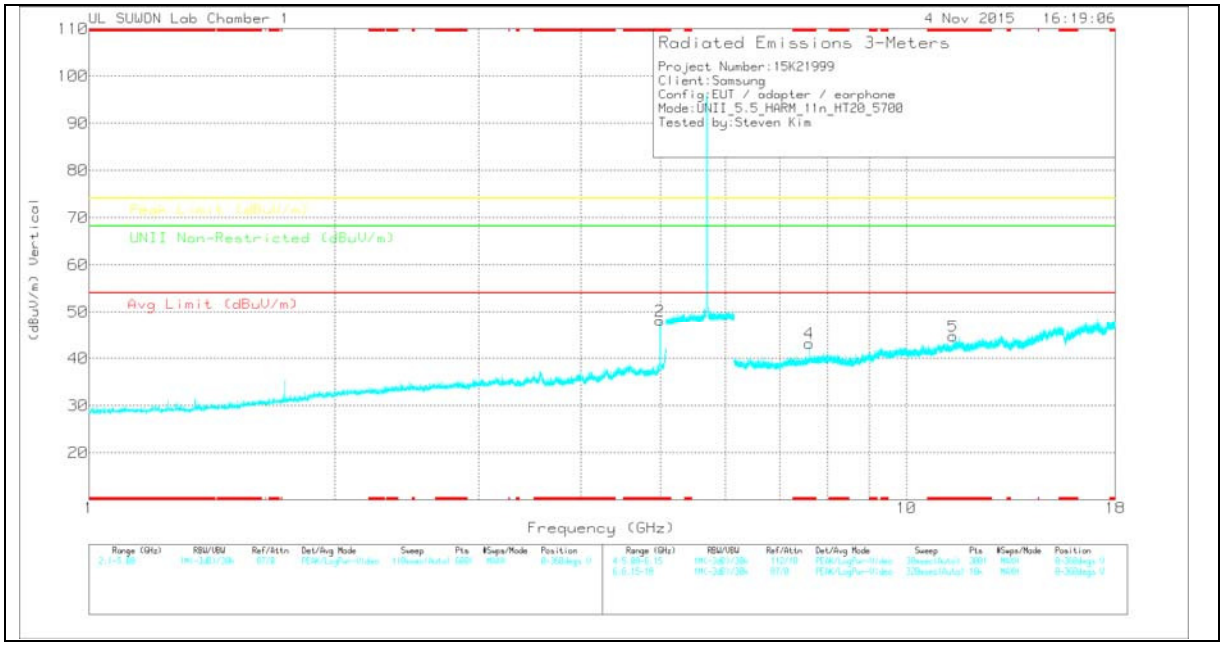

Note: Emission was scanned up to 40GHz; No emissions were detected above the noise floor which was at least 20dB below the specification limit.

UL Korea, Ltd. Suwon Laboratory FORM ID: FCC_15E
218 Maeyeong-ro, Yeongtong-gu, Suwon-si, Gyeonggi-do, 443-823, Korea
TEL: (031) 337-9902 FAX: (031) 213-5433
UL Korea, Ltd. Confidential
This report shall not be reproduced except in full, without the written approval of UL Korea, Ltd.

HIGH CHANNEL DATA

TRACE MARKERS

Marker	Frequency (GHz)	Meter Reading (dBuV)	Det	3117(001687717)_150619	Path_4	DC Corr (dB)	Corrected Reading (dBuV/m)	Avg Limit (dBuV/m)	Margin (dB)	Peak Limit (dBuV/m)	Margin (dB)	UNII Non-Restricted (dBuV/m)	Margin (dB)	Azimuth (Degs)	Height (cm)	Polarity
1	* 4.996	42.88	PK	34.1	-31.4	0	45.58	-	-	74	-28.42	-	-	0-360	100	H
2	* 4.996	45.34	PK	34.1	-31.4	0	48.04	-	-	74	-25.96	-	-	0-360	200	V
3	* 7.6	33.48	PK	35.9	-29.6	0	39.78	-	-	74	-34.22	-	-	0-360	200	H
6	* 11.401	31.24	PK	38.5	-26.7	0	43.04	-	-	74	-30.96	-	-	0-360	200	H
4	* 7.599	36.88	PK	35.9	-29.6	0	43.18	-	-	74	-30.82	-	-	0-360	100	V
5	* 11.4	32.85	PK	38.5	-26.7	0	44.65	-	-	74	-29.35	-	-	0-360	100	V

* - indicates frequency in CFR15.205/IC7.2.2 Restricted Band

PK – Peak Detector

Radiated Emissions

Frequency (GHz)	Meter Reading (dBuV)	Det	3117(00168717)_150619	Path_4	DC Corr (dB)	Corrected Reading (dBuV/m)	Avg Limit (dBuV/m)	Margin (dB)	Peak Limit (dBuV/m)	Margin (dB)	UNII Non-Restricted (dBuV/m)	Margin (dB)	Azimuth (Degs)	Height (cm)	Polarity
* 4.996	50.78	PK-U	34.1	-31.4	0	53.48	-	-	74	-20.52	-	-	146	102	H
* 4.996	42.21	ADR	34.1	-31.4	0	44.91	54	-9.09	-	-	-	-	146	102	H
* 4.996	51.85	PK-U	34.1	-31.4	0	54.55	-	-	74	-19.45	-	-	279	181	V
* 4.996	45.19	ADR	34.1	-31.4	0	47.89	54	-6.11	-	-	-	-	279	181	V
* 7.6	36.08	ADR	35.9	-29.6	0	42.38	54	-11.62	-	-	-	-	200	100	V
* 7.6	45.28	PK-U	35.9	-29.6	0	51.58	-	-	74	-22.42	-	-	200	100	V

* - indicates frequency in CFR15.205/IC7.2.2 Restricted Band

PK-U - U-NII: Maximum Peak

ADR - U-NII AD primary method, RMS average

UL Korea, Ltd. Suwon Laboratory FORM ID: FCC_15E
218 Maeyeong-ro, Yeongtong-gu, Suwon-si, Gyeonggi-do, 443-823, Korea
TEL: (031) 337-9902 FAX: (031) 213-5433
UL Korea, Ltd. Confidential
This report shall not be reproduced except in full, without the written approval of UL Korea, Ltd.

11.3.3. TX ABOVE 1GHz 802.11n HT40 2TX CDD MODE IN THE 5.5GHz BAND RESTRICTED BANDEDGE (LOW CHANNEL)

HORIZONTAL PEAK AND AVERAGE PLOT

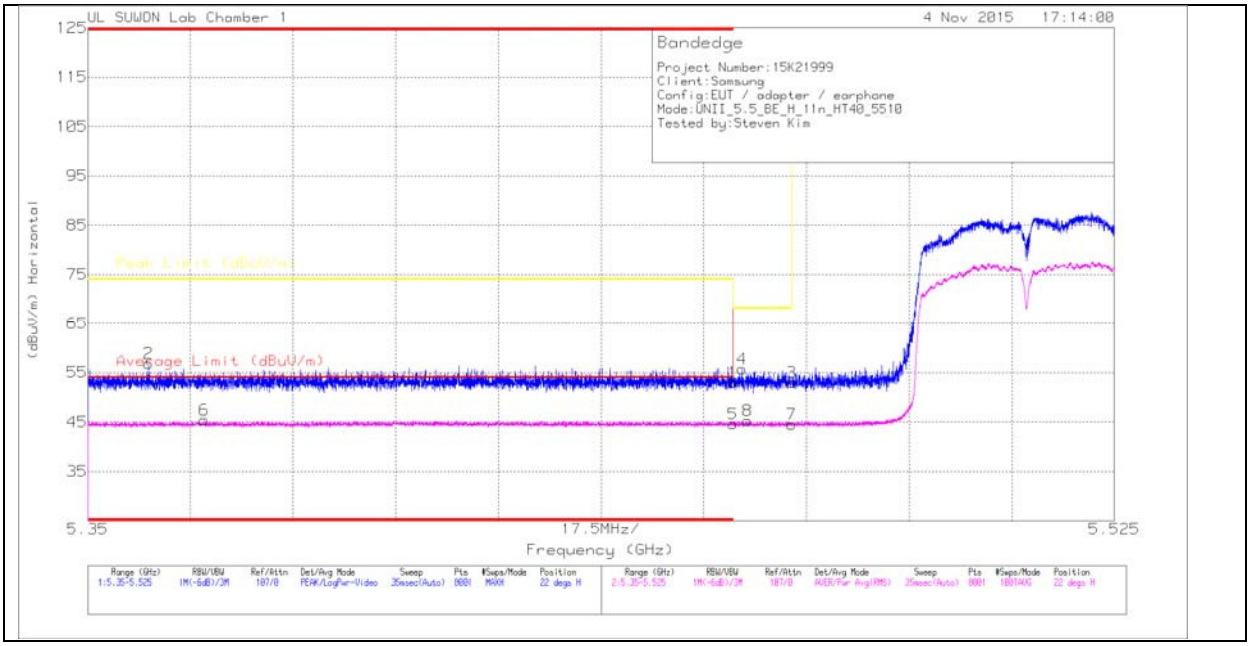

HORIZONTAL DATA

TRACE MARKERS

Marker	Frequency (GHz)	Meter Reading (dBuV)	Det	3117(00168717)_150619	Path_2_10dB	DC Corr (dB)	Corrected Reading (dBuV/m)	Average Limit (dBuV/m)	Margin (dB)	Peak Limit (dBuV/m)	PK Margin (dB)	Azimuth (Degs)	Height (cm)	Polarity
1	* 5.46	41.02	Pk	34.6	-22.6	0	53.02	-	-	74	-20.98	22	283	H
2	* 5.36	45.09	Pk	34.5	-22.8	0	56.79	-	-	74	-17.21	22	283	H
3	5.47	41.04	Pk	34.6	-22.6	0	53.04	-	-	68.2	-15.16	22	283	H
4	5.462	43.73	Pk	34.6	-22.6	0	55.73	-	-	68.2	-12.47	22	283	H
5	* 5.46	31.98	RMS	34.6	-22.6	.63	44.61	54	-9.39	-	-	22	283	H
6	* 5.37	33.04	RMS	34.5	-22.8	.63	45.37	54	-8.63	-	-	22	283	H
7	5.47	31.96	RMS	34.6	-22.6	.63	44.59	-	-	-	-	22	283	H
8	5.463	32.62	RMS	34.6	-22.6	.63	45.25	-	-	-	-	22	283	H

* - indicates frequency in CFR15.205/IC7.2.2 Restricted Band

Pk - Peak detector

RMS - RMS detection

UL Korea, Ltd. Suwon Laboratory FORM ID: FCC_15E
218 Maeyeong-ro, Yeongtong-gu, Suwon-si, Gyeonggi-do, 443-823, Korea
TEL: (031) 337-9902 FAX: (031) 213-5433
UL Korea, Ltd. Confidential
This report shall not be reproduced except in full, without the written approval of UL Korea, Ltd.

VERTICAL PEAK AND AVERAGE PLOT

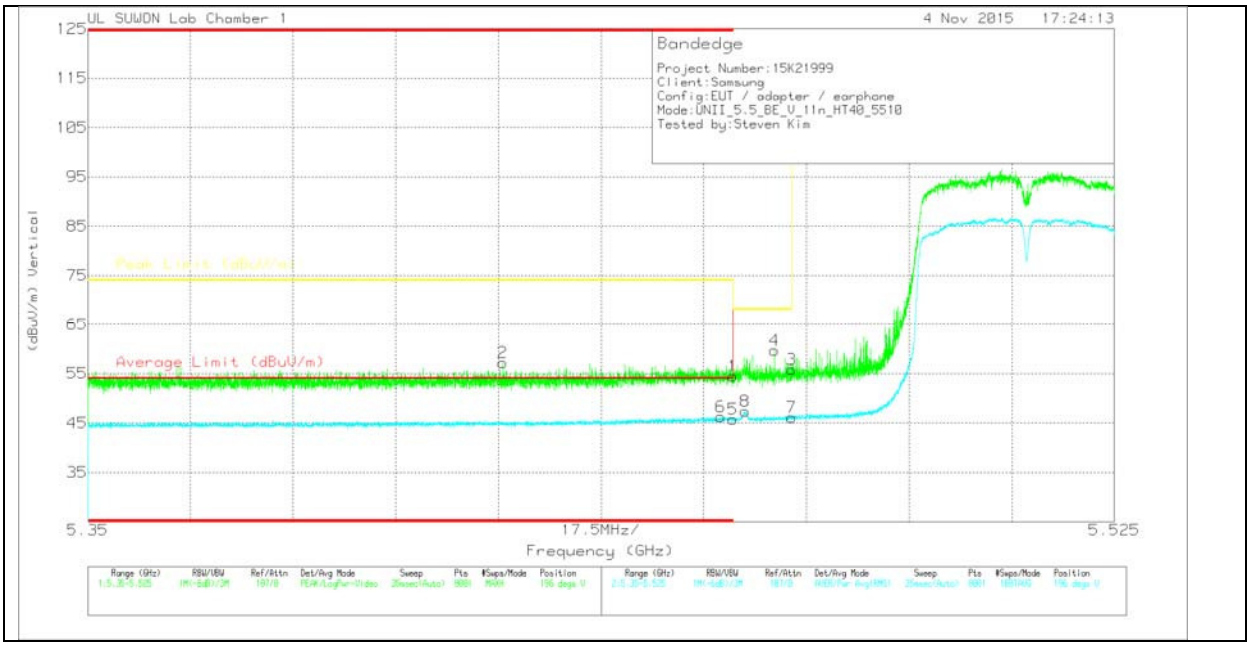

VERTICAL DATA

TRACE MARKERS

Marker	Frequency (GHz)	Meter Reading (dBuV)	Det	3117(00168717)_150619	Path_2_10dB	DC Corr (dB)	Corrected Reading (dBuV/m)	Average Limit (dBuV/m)	Margin (dB)	Peak Limit (dBuV/m)	PK Margin (dB)	Azimuth (Degs)	Height (cm)	Polarity
1	* 5.46	42.44	Pk	34.6	-22.6	0	54.44	-	-	74	-19.56	196	106	V
2	* 5.421	45.33	Pk	34.6	-22.7	0	57.23	-	-	74	-16.77	196	106	V
3	5.47	43.81	Pk	34.6	-22.6	0	55.81	-	-	68.2	-12.39	196	106	V
4	5.467	47.66	Pk	34.6	-22.6	0	59.66	-	-	68.2	-8.54	196	106	V
5	* 5.46	33.1	RMS	34.6	-22.6	.63	45.73	54	-8.27	-	-	196	106	V
6	* 5.458	33.6	RMS	34.6	-22.6	.63	46.23	54	-7.77	-	-	196	106	V
7	5.47	33.54	RMS	34.6	-22.6	.63	46.17	-	-	-	-	196	106	V
8	5.462	34.76	RMS	34.6	-22.6	.63	47.39	-	-	-	-	196	106	V

* - indicates frequency in CFR15.205/IC7.2.2 Restricted Band

Pk - Peak detector

RMS - RMS detection

UL Korea, Ltd. Suwon Laboratory FORM ID: FCC_15E
218 Maeyeong-ro, Yeongtong-gu, Suwon-si, Gyeonggi-do, 443-823, Korea
TEL: (031) 337-9902 FAX: (031) 213-5433
UL Korea, Ltd. Confidential
This report shall not be reproduced except in full, without the written approval of UL Korea, Ltd.

AUTHORIZED BANDEDGE (HIGH CHANNEL)

HORIZONTAL PEAK AND AVERAGE PLOT

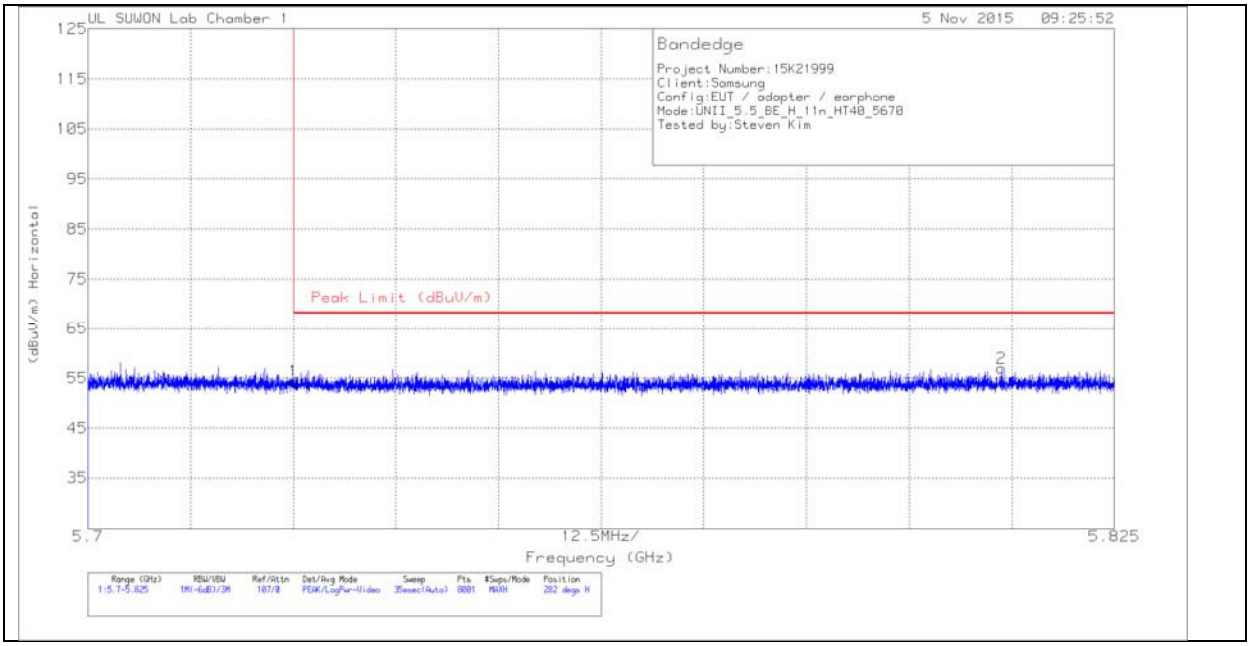

HORIZONTAL DATA

TRACE MARKERS

Marker	Frequency (GHz)	Meter Reading (dBuV)	Det	3117(00168717)_150619	Path_2_10 dB	DC Corr (dB)	Corrected Reading (dBuV/m)	Peak Limit (dBuV/m)	PK Margin (dB)	Azimuth (Degs)	Height (cm)	Polarity
1	5.725	41.9	Pk	34.8	-22.3	0	54.4	68.2	-13.8	282	255	H
2	5.811	44.21	Pk	34.8	-22	0	57.01	68.2	-11.19	282	255	H

Pk - Peak detector

UL Korea, Ltd. Suwon Laboratory FORM ID: FCC_15E
218 Maeyeong-ro, Yeongtong-gu, Suwon-si, Gyeonggi-do, 443-823, Korea
TEL: (031) 337-9902 FAX: (031) 213-5433
UL Korea, Ltd. Confidential
This report shall not be reproduced except in full, without the written approval of UL Korea, Ltd.

VERTICAL PEAK AND AVERAGE PLOT

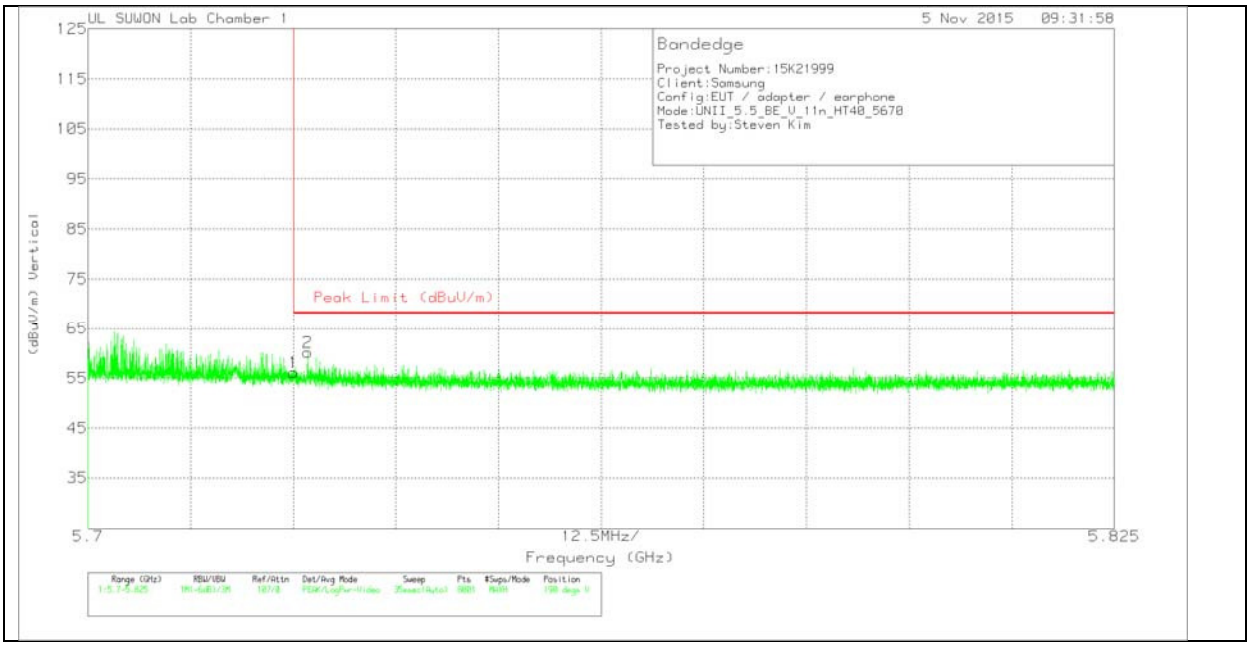

VERTICAL DATA

TRACE MARKERS

Marker	Frequency (GHz)	Meter Reading (dBuV)	Det	3117(00168717)_150619	Path_2_10 dB	DC Corr (dB)	Corrected Reading (dBuV/m)	Peak Limit (dBuV/m)	PK Margin (dB)	Azimuth (Degs)	Height (cm)	Polarity
1	5.725	43.61	Pk	34.8	-22.3	0	56.11	68.2	-12.09	190	109	V
2	5.727	47.64	Pk	34.8	-22.3	0	60.14	68.2	-8.06	190	109	V

Pk - Peak detector

UL Korea, Ltd. Suwon Laboratory FORM ID: FCC_15E
218 Maeyeong-ro, Yeongtong-gu, Suwon-si, Gyeonggi-do, 443-823, Korea
TEL: (031) 337-9902 FAX: (031) 213-5433
UL Korea, Ltd. Confidential
This report shall not be reproduced except in full, without the written approval of UL Korea, Ltd.

HARMONICS AND SPURIOUS EMISSIONS

LOW CHANNEL HORIZONTAL

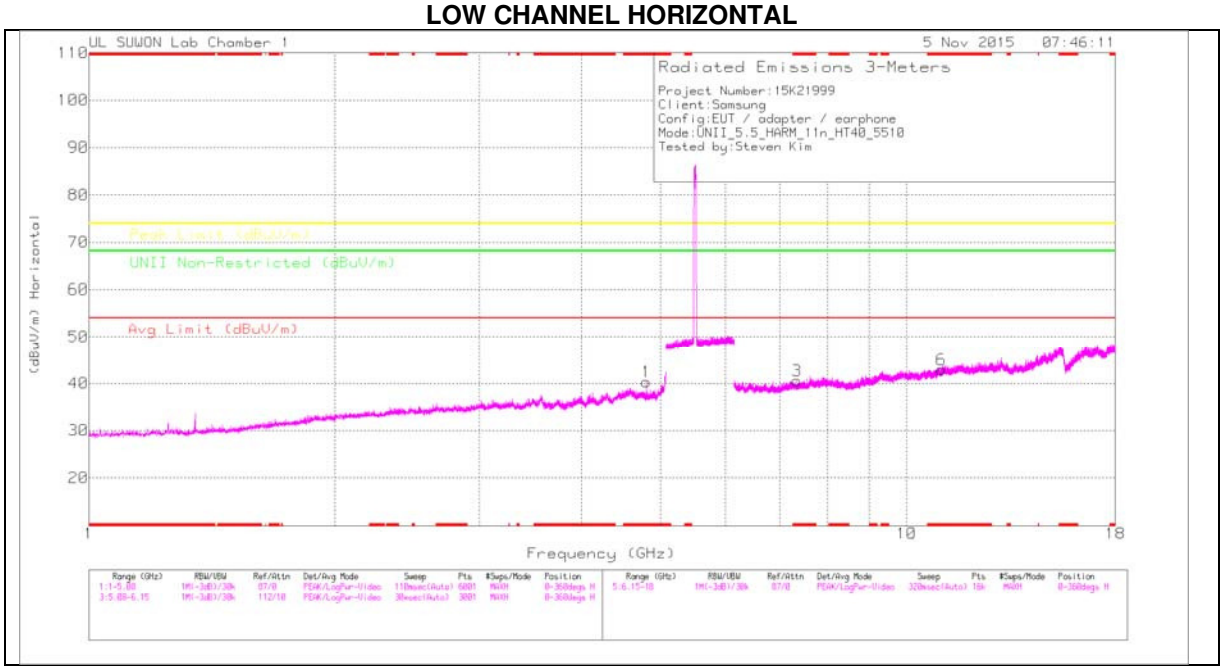

LOW CHANNEL VERTICAL

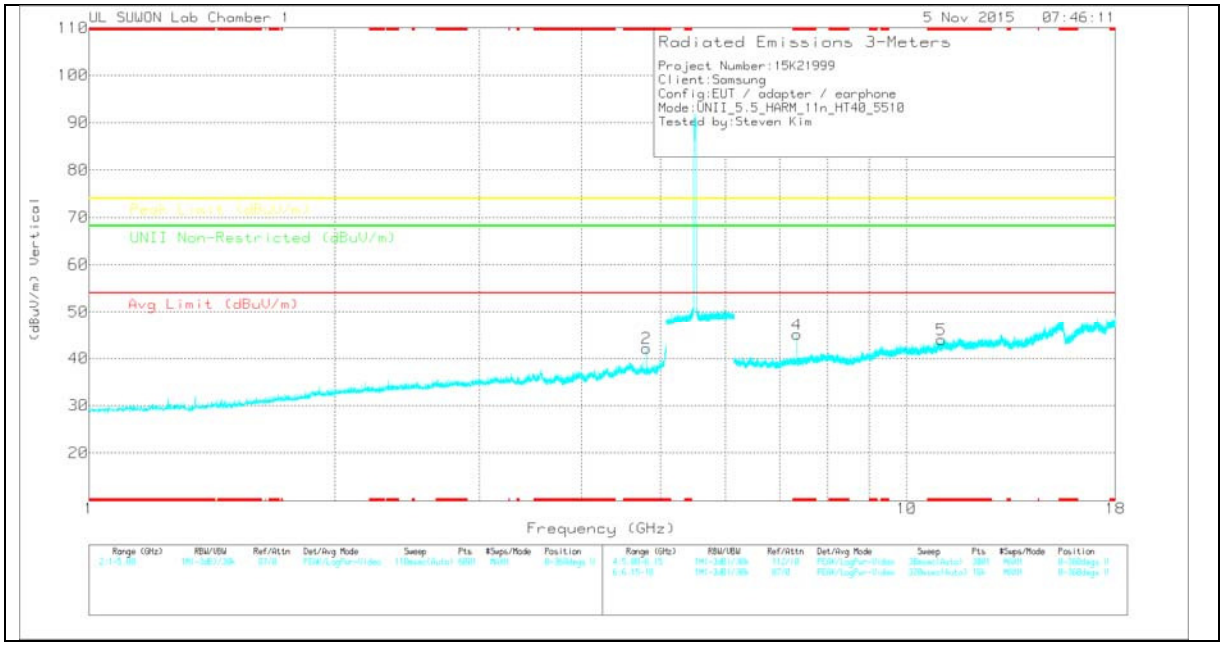

Note: Emission was scanned up to 40GHz; No emissions were detected above the noise floor which was at least 20dB below the specification limit.

UL Korea, Ltd. Suwon Laboratory FORM ID: FCC_15E
218 Maeyeong-ro, Yeongtong-gu, Suwon-si, Gyeonggi-do, 443-823, Korea
TEL: (031) 337-9902 FAX: (031) 213-5433
UL Korea, Ltd. Confidential
This report shall not be reproduced except in full, without the written approval of UL Korea, Ltd.

LOW CHANNEL DATA

TRACE MARKERS

Marker	Frequency (GHz)	Meter Reading (dBuV)	Det	3117(001687717)_150619	Path_4	DC Corr (dB)	Corrected Reading (dBuV/m)	Avg Limit (dBuV/m)	Margin (dB)	Peak Limit (dBuV/m)	Margin (dB)	UNII Non-Restricted (dBuV/m)	Margin (dB)	Azimuth (Degs)	Height (cm)	Polarity
1	* 4.807	38.61	PK	34	-32.3	0	40.31	-	-	74	-33.69	-	-	0-360	100	H
2	* 4.806	40.48	PK	34	-32.3	0	42.18	-	-	74	-31.82	-	-	0-360	200	V
3	* 7.347	34.57	PK	35.8	-29.8	0	40.57	-	-	74	-33.43	-	-	0-360	200	H
6	* 11.019	31.57	PK	38.2	-26.8	0	42.97	-	-	74	-31.03	-	-	0-360	100	H
4	* 7.347	39.1	PK	35.8	-29.8	0	45.1	-	-	74	-28.9	-	-	0-360	100	V
5	* 11.02	32.52	PK	38.2	-26.8	0	43.92	-	-	74	-30.08	-	-	0-360	100	V

* - indicates frequency in CFR15.205/IC7.2.2 Restricted Band

PK – Peak detector

Radiated Emissions

Frequency (GHz)	Meter Reading (dBuV)	Det	3117(00168717)_150619	Path_4	DC Corr (dB)	Corrected Reading (dBuV/m)	Avg Limit (dBuV/m)	Margin (dB)	Peak Limit (dBuV/m)	Margin (dB)	UNII Non-Restricted (dBuV/m)	Margin (dB)	Azimuth (Degs)	Height (cm)	Polarity
* 4.811	47.53	PK-U	34	-32.4	0	49.13	-	-	74	-24.87	-	-	33	105	H
* 4.806	36.45	ADR	34	-32.3	0	38.15	54	-15.85	-	-	-	-	33	105	H
* 4.806	49.88	PK-U	34	-32.3	0	51.58	-	-	74	-22.42	-	-	276	193	V
* 4.806	41.21	ADR	34	-32.3	0	42.91	54	-11.09	-	-	-	-	276	193	V
* 7.347	36.52	ADR	35.8	-29.8	0	42.52	54	-11.48	-	-	-	-	303	100	V
* 7.347	46.61	PK-U	35.8	-29.8	0	52.61	-	-	74	-21.39	-	-	303	100	V

* - indicates frequency in CFR15.205/IC7.2.2 Restricted Band

PK-U - U-NII: Maximum Peak

ADR - U-NII AD primary method, RMS average

UL Korea, Ltd. Suwon Laboratory FORM ID: FCC_15E
218 Maeyeong-ro, Yeongtong-gu, Suwon-si, Gyeonggi-do, 443-823, Korea
TEL: (031) 337-9902 FAX: (031) 213-5433
UL Korea, Ltd. Confidential
This report shall not be reproduced except in full, without the written approval of UL Korea, Ltd.

MID CHANNEL HORIZONTAL

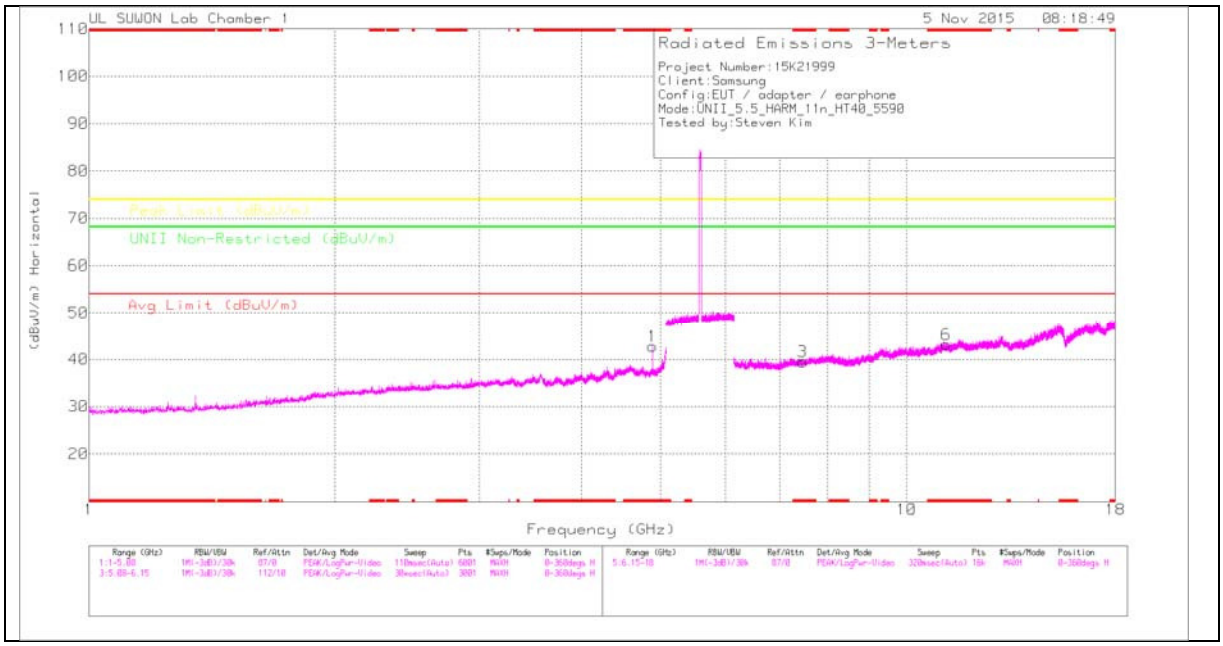

MID CHANNEL VERTICAL

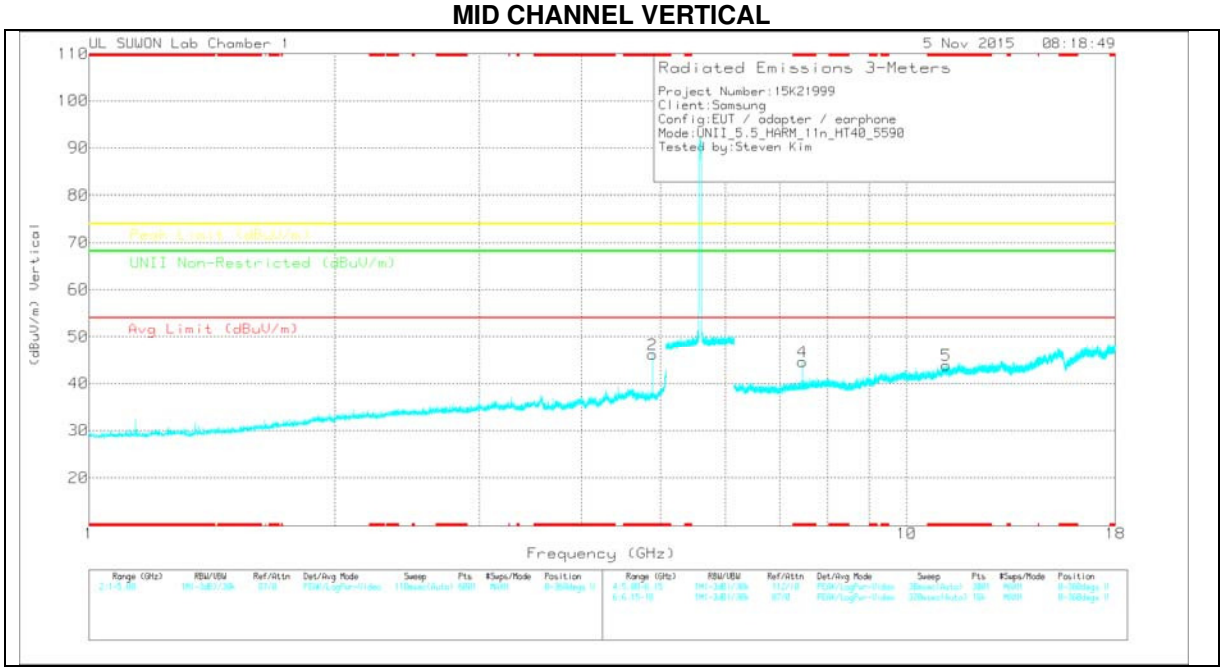

Note: Emission was scanned up to 40GHz; No emissions were detected above the noise floor which was at least 20dB below the specification limit.

UL Korea, Ltd. Suwon Laboratory FORM ID: FCC_15E
218 Maeyeong-ro, Yeongtong-gu, Suwon-si, Gyeonggi-do, 443-823, Korea
TEL: (031) 337-9902 FAX: (031) 213-5433
UL Korea, Ltd. Confidential
This report shall not be reproduced except in full, without the written approval of UL Korea, Ltd.

MID CHANNEL DATA

TRACE MARKERS

Marker	Frequency (GHz)	Meter Reading (dBuV)	Det	3117(001687717)_150619	Path_4	DC Corr (dB)	Corrected Reading (dBuV/m)	Avg Limit (dBuV/m)	Margin (dB)	Peak Limit (dBuV/m)	Margin (dB)	UNII Non-Restricted (dBuV/m)	Margin (dB)	Azimuth (Degs)	Height (cm)	Polarity
1	* 4.886	40.93	PK	34	-32.1	0	42.83	-	-	74	-31.17	-	-	0-360	100	H
2	* 4.886	44.19	PK	34	-32.1	0	46.09	-	-	74	-27.91	-	-	0-360	100	V
3	* 7.453	33.59	PK	35.8	-29.9	0	39.49	-	-	74	-34.51	-	-	0-360	100	H
6	* 11.176	31.37	PK	38.3	-26.5	0	43.17	-	-	74	-30.83	-	-	0-360	100	H
4	* 7.453	38.64	PK	35.8	-29.9	0	44.54	-	-	74	-29.46	-	-	0-360	100	V
5	* 11.18	32.01	PK	38.3	-26.5	0	43.81	-	-	74	-30.19	-	-	0-360	100	V

* - indicates frequency in CFR15.205/IC7.2.2 Restricted Band

PK – Peak detector

Radiated Emissions

Frequency (GHz)	Meter Reading (dBuV)	Det	3117(00168717)_150619	Path_4	DC Corr (dB)	Corrected Reading (dBuV/m)	Avg Limit (dBuV/m)	Margin (dB)	Peak Limit (dBuV/m)	Margin (dB)	UNII Non-Restricted (dBuV/m)	Margin (dB)	Azimuth (Degs)	Height (cm)	Polarity
* 4.887	48.98	PK-U	34	-32.1	0	50.88	-	-	74	-23.12	-	-	157	100	H
* 4.886	38.65	ADR	34	-32.1	0	40.55	54	-13.45	-	-	-	-	157	100	H
* 4.886	51.14	PK-U	34	-32.1	0	53.04	-	-	74	-20.96	-	-	283	187	V
* 4.886	43.85	ADR	34	-32.1	0	45.75	54	-8.25	-	-	-	-	283	187	V
* 7.453	37.94	ADR	35.8	-29.9	0	43.84	54	-10.16	-	-	-	-	93	224	V
* 7.454	46.29	PK-U	35.8	-29.9	0	52.19	-	-	74	-21.81	-	-	93	224	V

* - indicates frequency in CFR15.205/IC7.2.2 Restricted Band

PK-U - U-NII: Maximum Peak

ADR - U-NII AD primary method, RMS average

UL Korea, Ltd. Suwon Laboratory FORM ID: FCC_15E
218 Maeyeong-ro, Yeongtong-gu, Suwon-si, Gyeonggi-do, 443-823, Korea
TEL: (031) 337-9902 FAX: (031) 213-5433
UL Korea, Ltd. Confidential
This report shall not be reproduced except in full, without the written approval of UL Korea, Ltd.