HARMONICS AND SPURIOUS EMISSIONS

LOW CHANNEL HORIZONTAL

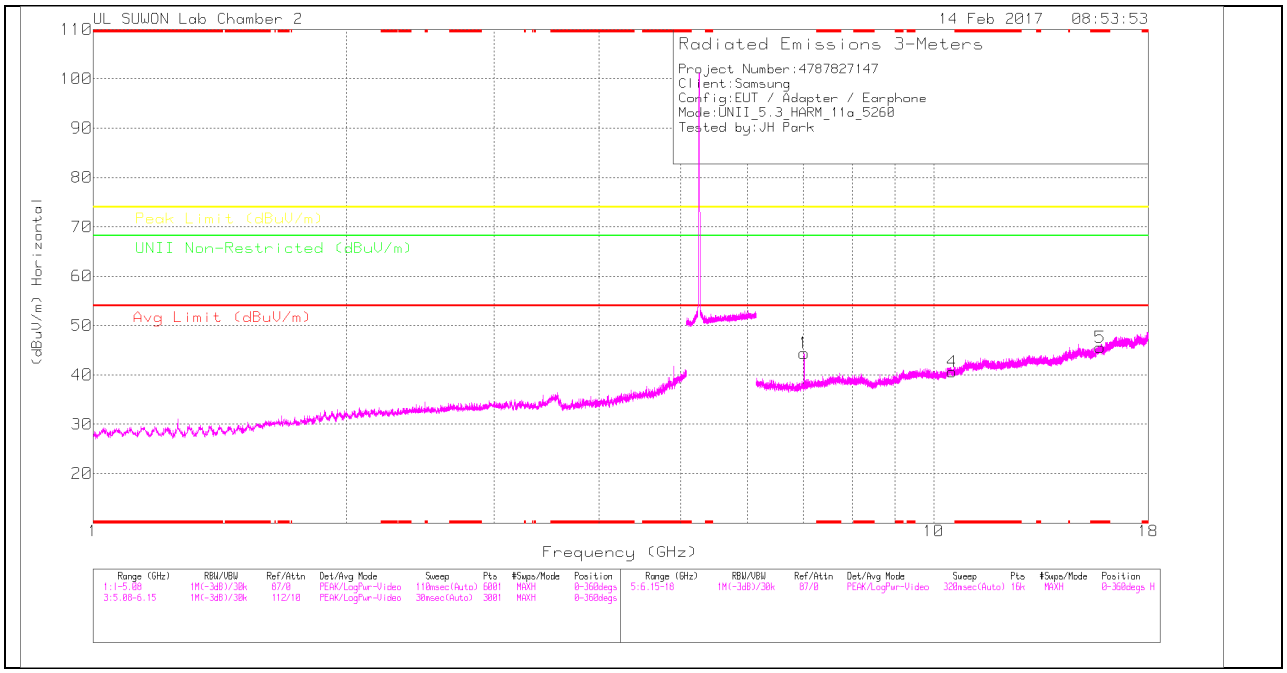

LOW CHANNEL VERTICAL

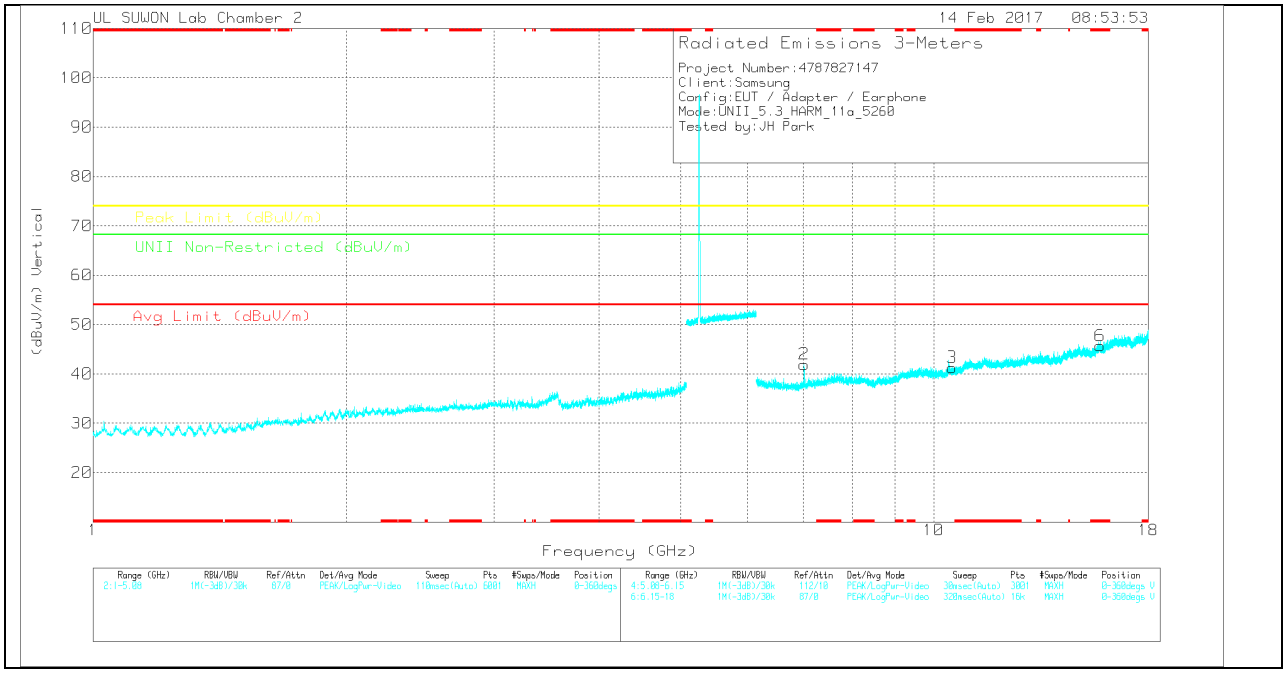

Note: Emission was scanned up to 40GHz; No emissions were detected above the noise floor which was at least 20dB below the specification limit.

UL Korea, Ltd. Confidential
This report shall not be reproduced except in full, without the written approval of UL Korea, Ltd.

LOW CHANNEL DATA

Trace Markers

Marker	Frequency (GHz)	Meter Reading (dBuV)	Det	3117(00168724)_150619	6GHz_HP[dB]	DC Corr (dB)	Corrected Reading (dBuV/m)	Avg Limit (dBuV/m)	Margin (dB)	Peak Limit (dBuV/m)	Margin (dB)	UNII Non-Restricted (dBuV/m)	Margin (dB)	Azimuth (Degs)	Height (cm)	Polarity
1	7.013	29.08	PK	35.6	-20.3	0	44.38	-	-	-	-	68.2	-23.82	0-360	150	H
4	10.514	19.51	PK	37.7	-16.6	0	40.61	-	-	-	-	68.2	-27.59	0-360	250	H
5	* 15.778	20.16	PK	40.2	-14.8	0	45.56	-	-	74	-28.44	-	-	0-360	250	H
2	7.013	26.65	PK	35.6	-20.3	0	41.95	-	-	-	-	68.2	-26.25	0-360	250	V
3	10.519	20.17	PK	37.7	-16.6	0	41.27	-	-	-	-	68.2	-26.93	0-360	250	V
6	* 15.777	20.21	PK	40.2	-14.7	0	45.71	-	-	74	-28.29	-	-	0-360	250	V

* - indicates frequency in CFR15.205/IC7.2.2 Restricted Band

PK – Peak Detector

Radiated Emissions

Frequency (GHz)	Meter Reading (dBuV)	Det	3117(00168724)_150619	6GHz_HP[dB]	DC Corr (dB)	Corrected Reading (dBuV/m)	Avg Limit (dBuV/m)	Margin (dB)	Peak Limit (dBuV/m)	Margin (dB)	UNII Non-Restricted (dBuV/m)	Margin (dB)	Azimuth (Degs)	Height (cm)	Polarity
7.013	36.95	PK-U	35.6	-20.3	0	52.25	-	-	-	-	68.2	-15.95	339	263	H
7.013	34.27	PK-U	35.6	-20.3	0	49.57	-	-	-	-	68.2	-18.63	63	223	V

* - indicates frequency in CFR15.205/IC7.2.2 Restricted Band

PK-U - U-NII: Maximum Peak

UL Korea, Ltd. Confidential
This report shall not be reproduced except in full, without the written approval of UL Korea, Ltd.

MID CHANNEL HORIZONTAL

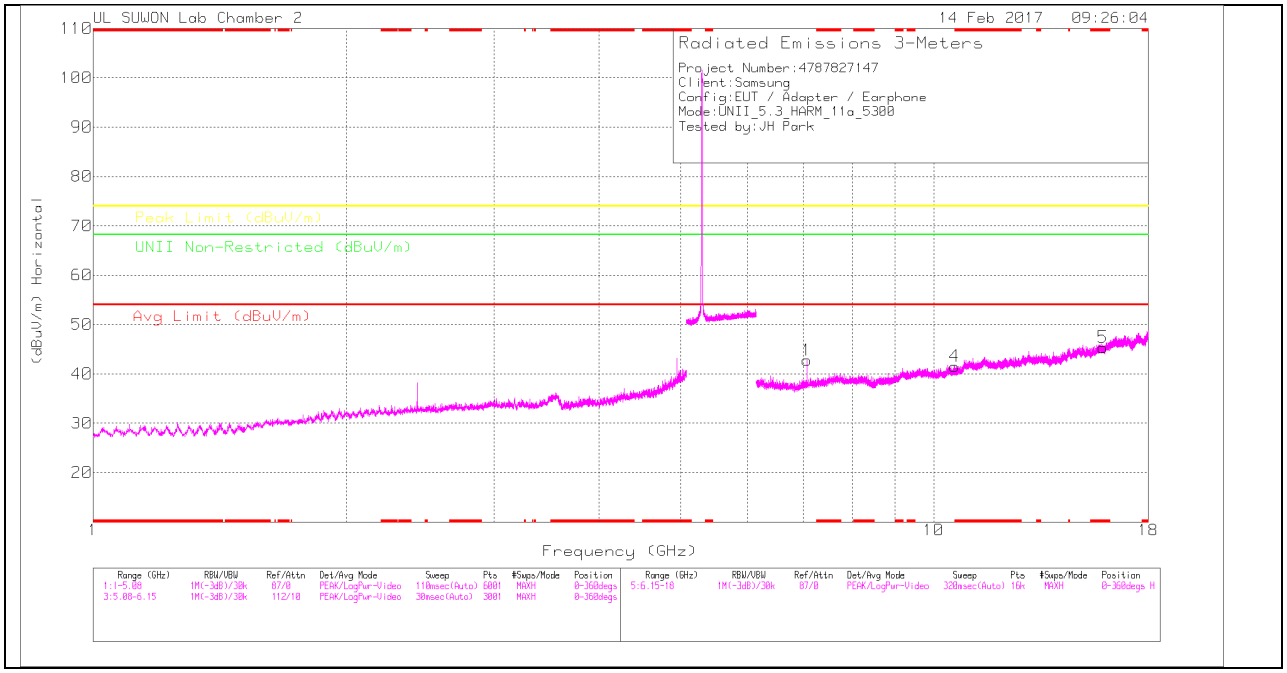

MID CHANNEL VERTICAL

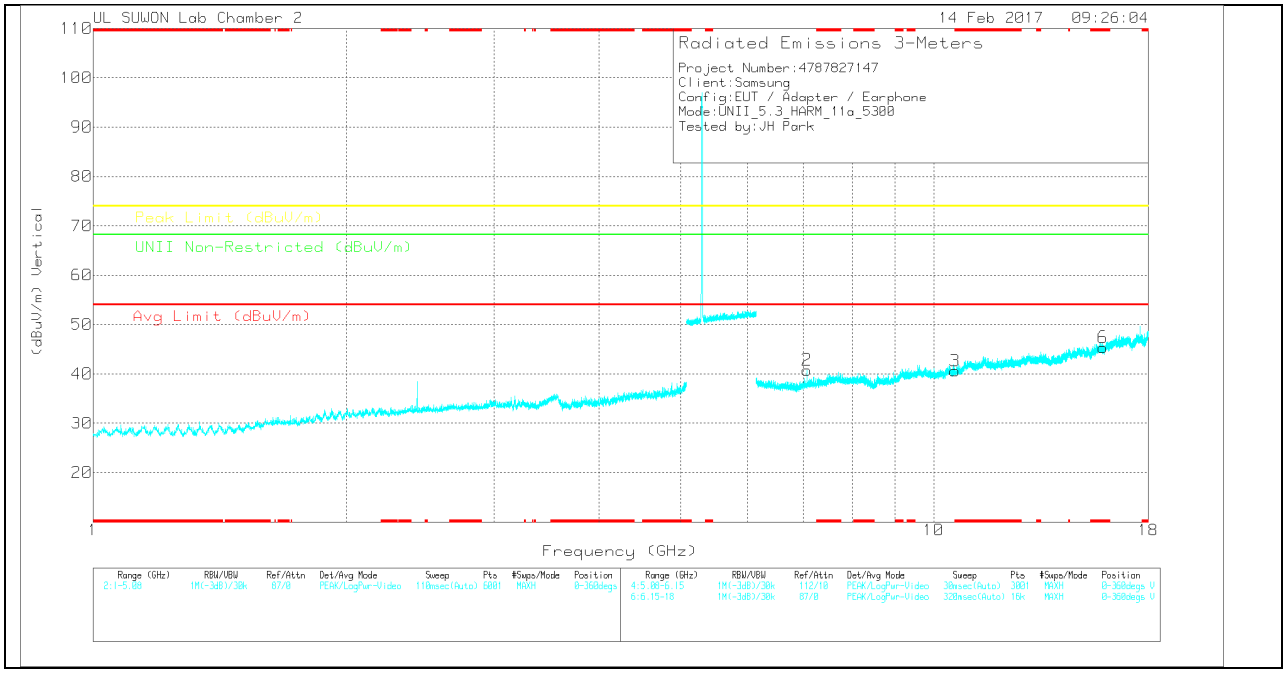

Note: Emission was scanned up to 40GHz; No emissions were detected above the noise floor which was at least 20dB below the specification limit.

UL Korea, Ltd. Confidential
This report shall not be reproduced except in full, without the written approval of UL Korea, Ltd.

MID CHANNEL DATA

Trace Markers

Marker	Frequency (GHz)	Meter Reading (dBuV)	Det	3117(00168724)_150619	6GHz_HP[dB]	DC Corr (dB)	Corrected Reading (dBuV/m)	Avg Limit (dBuV/m)	Margin (dB)	Peak Limit (dBuV/m)	Margin (dB)	UNII Non-Restricted (dBuV/m)	Margin (dB)	Azimuth (Degs)	Height (cm)	Polarity
1	7.066	27.68	PK	35.6	-20.5	0	42.78	-	-	-	-	68.2	-25.42	0-360	250	H
4	10.599	20.32	PK	37.8	-16.6	0	41.52	-	-	-	-	68.2	-26.68	0-360	150	H
5	* 15.9	19.65	PK	40.4	-14.7	0	45.35	-	-	74	-28.65	-	-	0-360	250	H
2	7.066	25.66	PK	35.6	-20.5	0	40.76	-	-	-	-	68.2	-27.44	0-360	250	V
3	* 10.6	19.42	PK	37.8	-16.6	0	40.62	-	-	74	-33.38	-	-	0-360	250	V
6	* 15.896	19.74	PK	40.4	-14.8	0	45.34	-	-	74	-28.66	-	-	0-360	250	V

* - indicates frequency in CFR15.205/IC7.2.2 Restricted Band

PK – Peak Detector

Radiated Emissions

Frequency (GHz)	Meter Reading (dBuV)	Det	3117(00168724)_150619	6GHz_HP[dB]	DC Corr (dB)	Corrected Reading (dBuV/m)	Avg Limit (dBuV/m)	Margin (dB)	Peak Limit (dBuV/m)	Margin (dB)	UNII Non-Restricted (dBuV/m)	Margin (dB)	Azimuth (Degs)	Height (cm)	Polarity
7.067	35.9	PK-U	35.6	-20.6	0	50.9	-	-	-	-	68.2	-17.3	345	209	H
7.068	33.9	PK-U	35.6	-20.6	0	48.9	-	-	-	-	68.2	-19.3	92	216	V

* - indicates frequency in CFR15.205/IC7.2.2 Restricted Band

PK-U - U-NII: Maximum Peak

UL Korea, Ltd. Confidential
This report shall not be reproduced except in full, without the written approval of UL Korea, Ltd.

HIGH CHANNEL HORIZONTAL

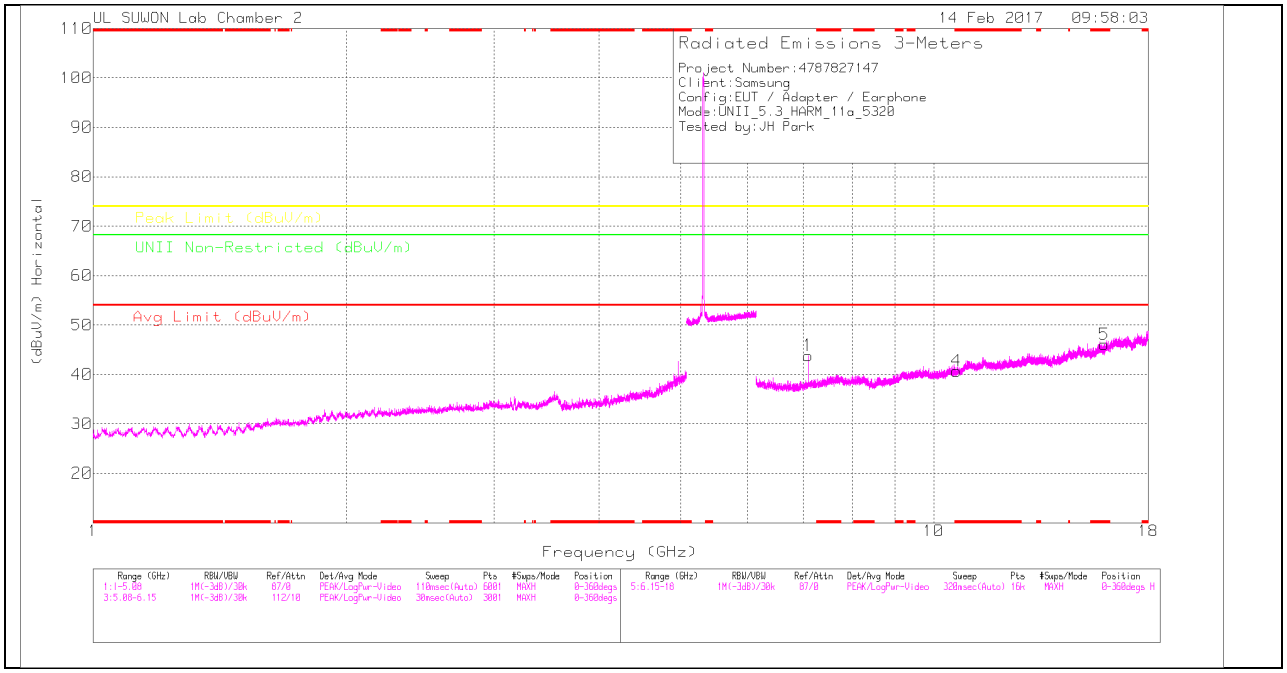

HIGH CHANNEL VERTICAL

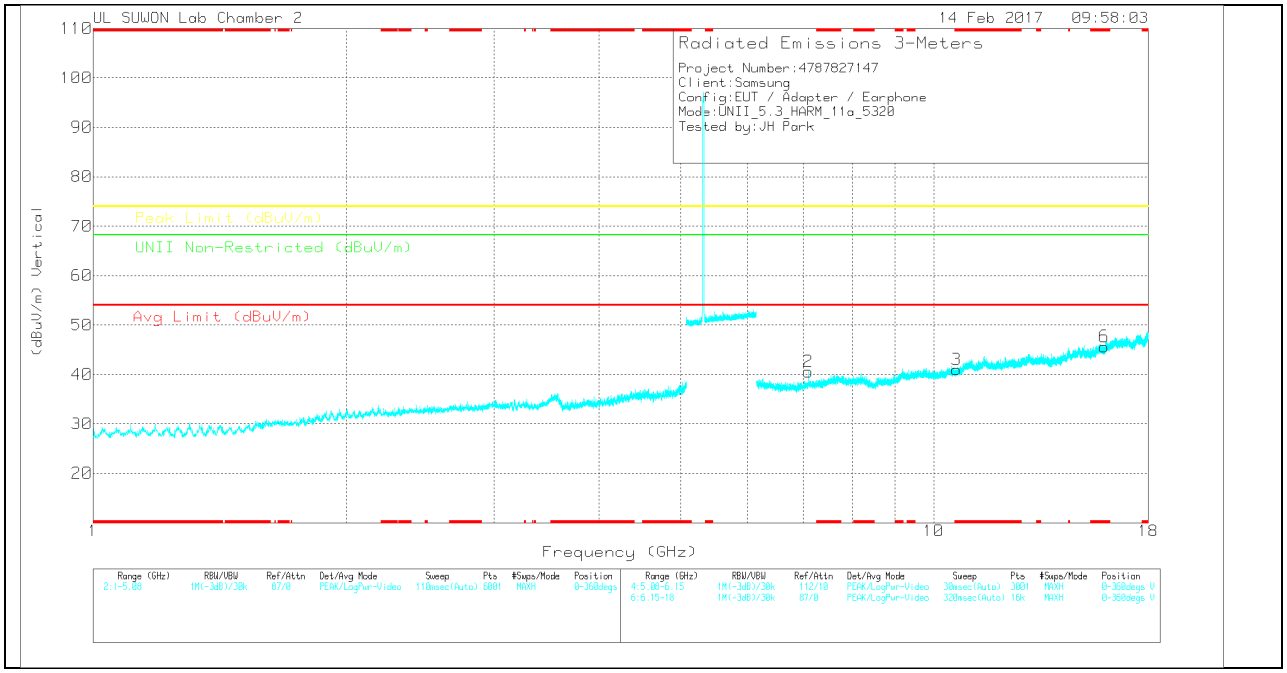

Note: Emission was scanned up to 40GHz; No emissions were detected above the noise floor which was at least 20dB below the specification limit.

UL Korea, Ltd. Confidential
This report shall not be reproduced except in full, without the written approval of UL Korea, Ltd.

HIGH CHANNEL DATA

Trace Markers

Marker	Frequency (GHz)	Meter Reading (dBuV)	Det	3117(00168724)_150619	6GHz_HP[dB]	DC Corr (dB)	Corrected Reading (dBuV/m)	Avg Limit (dBuV/m)	Margin (dB)	Peak Limit (dBuV/m)	Margin (dB)	UNII Non-Restricted (dBuV/m)	Margin (dB)	Azimuth (Degs)	Height (cm)	Polarity
1	7.093	29.25	PK	35.6	-21	0	43.85	-	-	-	-	68.2	-24.35	0-360	150	H
4	* 10.642	19.5	PK	37.8	-16.6	0	40.7	-	-	74	-33.3	-	-	0-360	250	H
5	* 15.963	20	PK	40.4	-14.3	0	46.1	-	-	74	-27.9	-	-	0-360	150	H
2	7.093	25.96	PK	35.6	-21	0	40.56	-	-	-	-	68.2	-27.64	0-360	250	V
3	* 10.639	19.76	PK	37.8	-16.6	0	40.96	-	-	74	-33.04	-	-	0-360	250	V
6	* 15.954	19.62	PK	40.4	-14.4	0	45.62	-	-	74	-28.38	-	-	0-360	150	V

* - indicates frequency in CFR15.205/IC7.2.2 Restricted Band

PK – Peak Detector

Radiated Emissions

Frequency (GHz)	Meter Reading (dBuV)	Det	3117(00168724)_150619	6GHz_HP[dB]	DC Corr (dB)	Corrected Reading (dBuV/m)	Avg Limit (dBuV/m)	Margin (dB)	Peak Limit (dBuV/m)	Margin (dB)	UNII Non-Restricted (dBuV/m)	Margin (dB)	Azimuth (Degs)	Height (cm)	Polarity
7.093	36.59	PK-U	35.6	-21	0	51.19	-	-	-	-	68.2	-17.01	339	222	H
7.093	35.52	PK-U	35.6	-21	0	50.12	-	-	-	-	68.2	-18.08	113	281	V

* - indicates frequency in CFR15.205/IC7.2.2 Restricted Band

PK-U - U-NII: Maximum Peak

UL Korea, Ltd. Confidential
This report shall not be reproduced except in full, without the written approval of UL Korea, Ltd.

10.2.2.TX ABOVE 1GHz 802.11n HT20 2Tx CDD MODE IN THE 5.3GHz BAND

AUTHORIZED BANDEDGE (HIGH CHANNEL)

HORIZONTAL PEAK AND AVERAGE PLOT

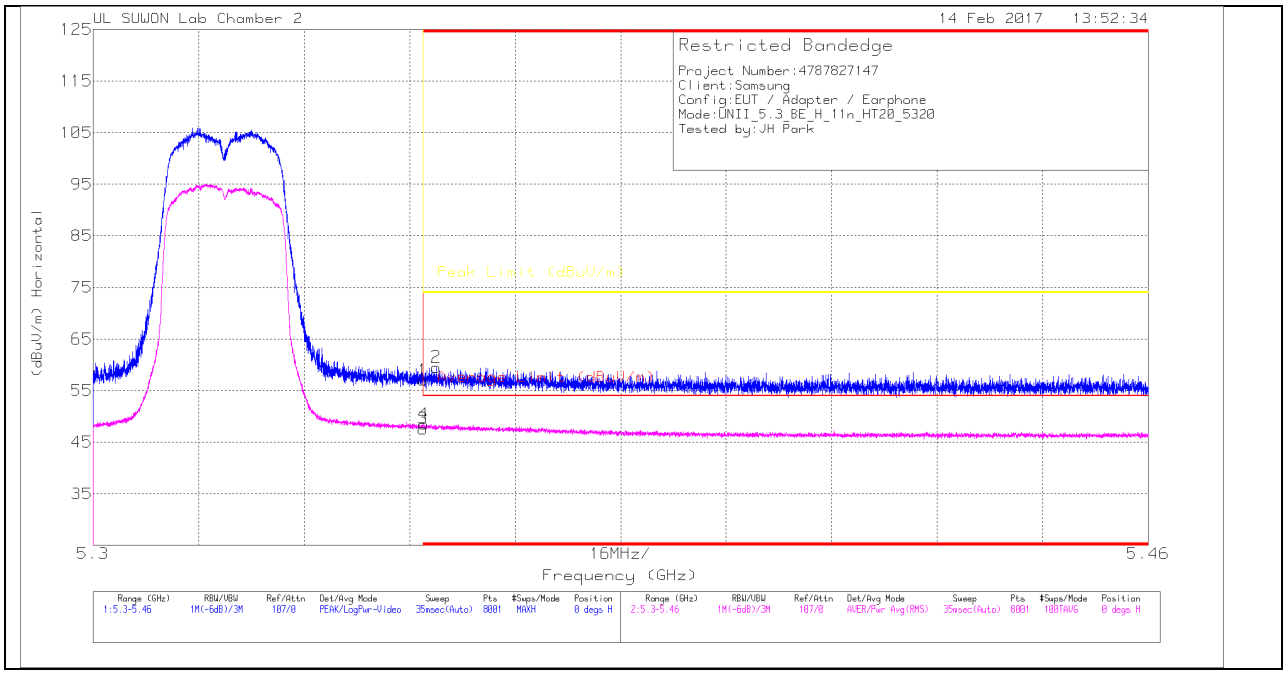

HORIZONTAL DATA

Trace Markers

Marker	Frequency (GHz)	Meter Reading (dBuV)	Det	3117(00168724)_150619	10dB[dB]	DC Corr (dB)	Corrected Reading (dBuV/m)	Average Limit (dBuV/m)	Margin (dB)	Peak Limit (dBuV/m)	PK Margin (dB)	Azimuth (Degs)	Height (cm)	Polarity
1	* 5.35	37.84	Pk	34.4	-15.2	0	57.04	-	-	74	-16.96	0	243	H
2	* 5.352	40.33	Pk	34.4	-15.2	0	59.53	-	-	74	-14.47	0	243	H
3	* 5.35	28.18	RMS	34.4	-15.2	.24	47.62	54	-6.38	-	-	0	243	H
4	* 5.35	29.1	RMS	34.4	-15.2	.24	48.54	54	-5.46	-	-	0	243	H

* - indicates frequency in CFR15.205/IC7.2.2 Restricted Band

Pk - Peak detector

RMS - RMS detection

UL Korea, Ltd. Confidential
This report shall not be reproduced except in full, without the written approval of UL Korea, Ltd.

VERTICAL PEAK AND AVERAGE PLOT

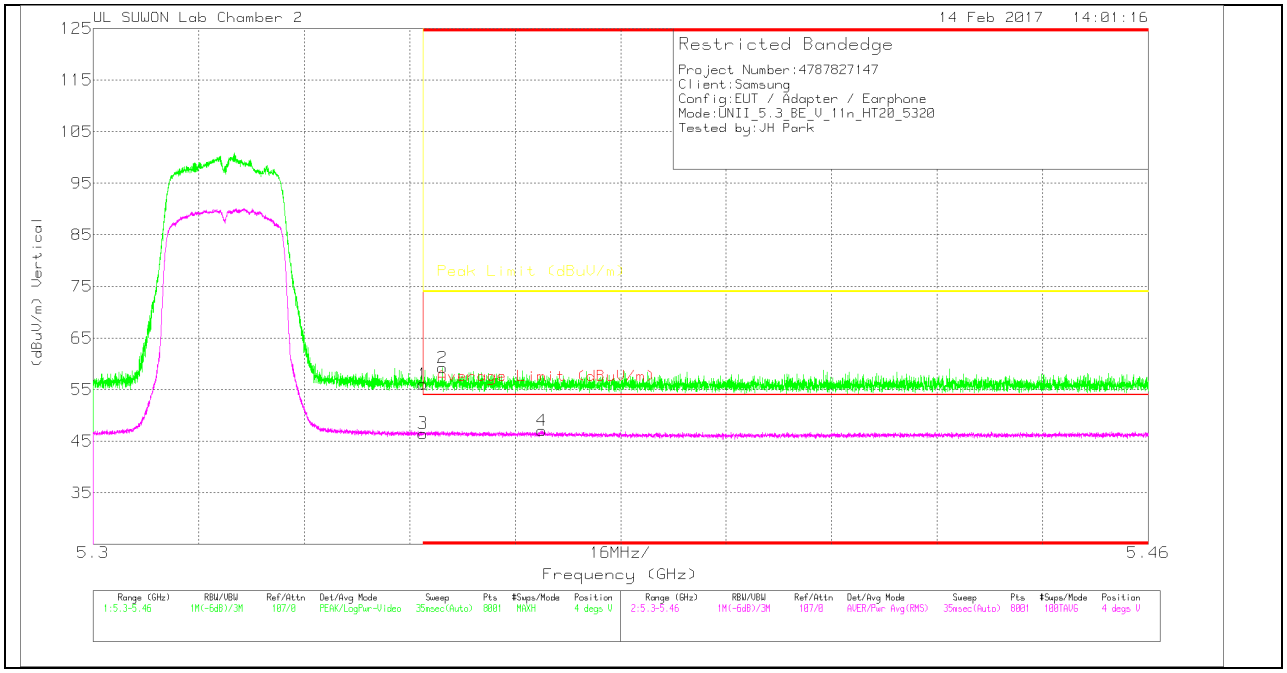

VERTICAL DATA

Trace Markers

Marker	Frequency (GHz)	Meter Reading (dBuV)	Det	3117(00168724)_150619	10dB[dB]	DC Corr (dB)	Corrected Reading (dBuV/m)	Average Limit (dBuV/m)	Margin (dB)	Peak Limit (dBuV/m)	PK Margin (dB)	Azimuth (Degs)	Height (cm)	Polarity
1	* 5.35	36.88	Pk	34.4	-15.2	0	56.08	-	-	74	-17.92	4	145	V
2	* 5.353	40.02	Pk	34.4	-15.2	0	59.22	-	-	74	-14.78	4	145	V
3	* 5.35	27.06	RMS	34.4	-15.2	.24	46.5	54	-7.5	-	-	4	145	V
4	* 5.368	27.64	RMS	34.4	-15.2	.24	47.08	54	-6.92	-	-	4	145	V

* - indicates frequency in CFR15.205/IC7.2.2 Restricted Band

Pk - Peak detector

RMS - RMS detection

UL Korea, Ltd. Confidential
This report shall not be reproduced except in full, without the written approval of UL Korea, Ltd.

HARMONICS AND SPURIOUS EMISSIONS

LOW CHANNEL HORIZONTAL

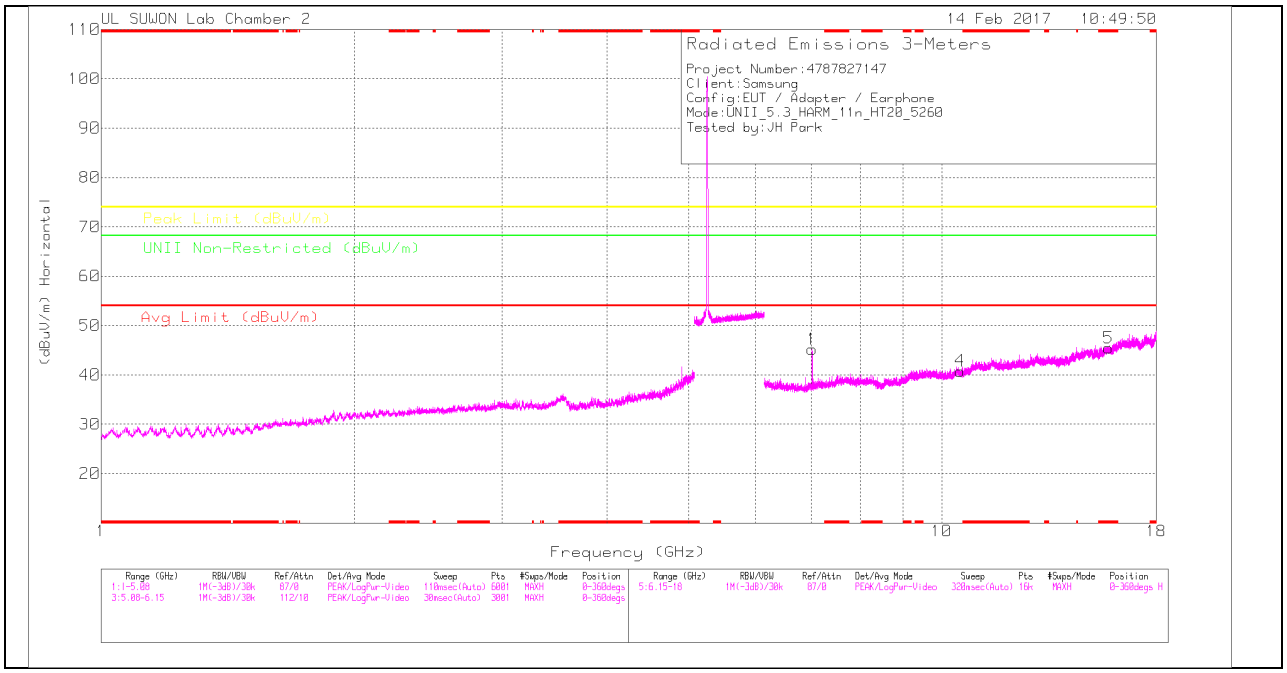

LOW CHANNEL VERTICAL

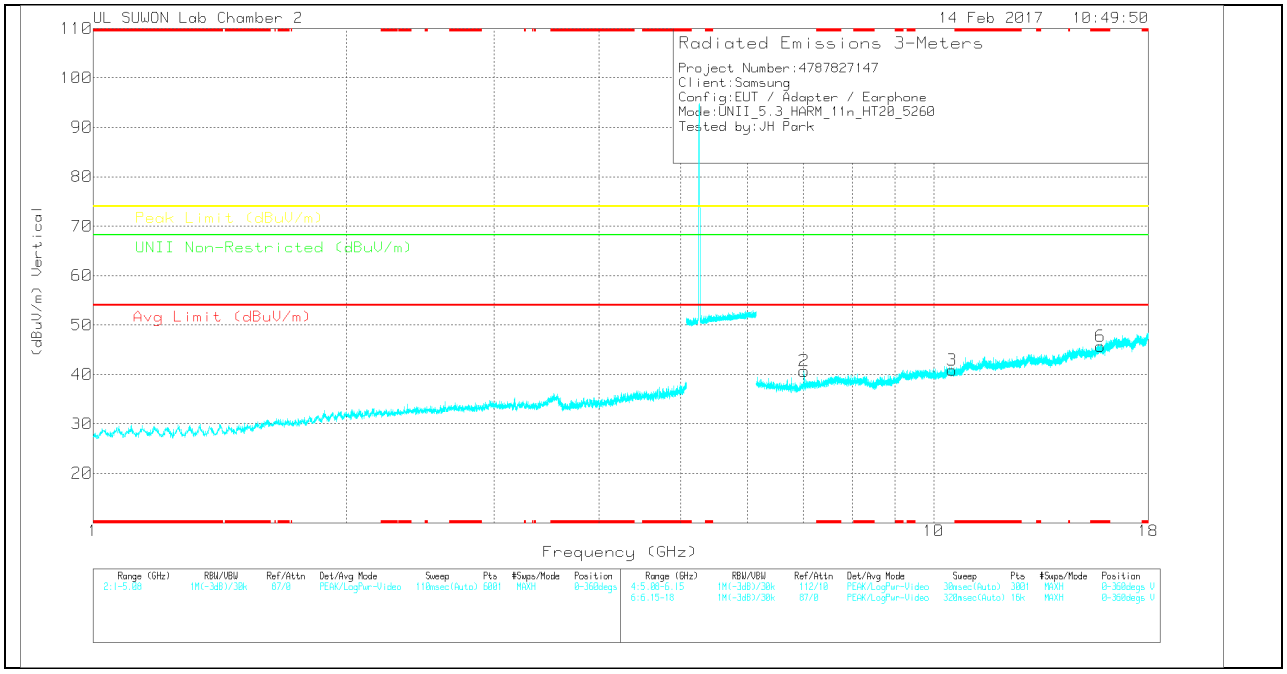

Note: Emission was scanned up to 40GHz; No emissions were detected above the noise floor which was at least 20dB below the specification limit.

UL Korea, Ltd. Confidential
This report shall not be reproduced except in full, without the written approval of UL Korea, Ltd.

LOW CHANNEL DATA

Trace Markers

Marker	Frequency (GHz)	Meter Reading (dBuV)	Det	3117(00168724)_150619	6GHz_HP[dB]	DC Corr (dB)	Corrected Reading (dBuV/m)	Avg Limit (dBuV/m)	Margin (dB)	Peak Limit (dBuV/m)	Margin (dB)	UNII Non-Restricted (dBuV/m)	Margin (dB)	Azimuth (Degs)	Height (cm)	Polarity
1	7.013	29.88	PK	35.6	-20.3	0	45.18	-	-	-	-	68.2	-23.02	0-360	150	H
4	10.519	19.69	PK	37.7	-16.6	0	40.79	-	-	-	-	68.2	-27.41	0-360	150	H
5	* 15.781	20.04	PK	40.2	-14.8	0	45.44	-	-	74	-28.56	-	-	0-360	250	H
2	7.013	25.39	PK	35.6	-20.3	0	40.69	-	-	-	-	68.2	-27.51	0-360	250	V
3	10.522	19.77	PK	37.7	-16.6	0	40.87	-	-	-	-	68.2	-27.33	0-360	250	V
6	* 15.784	20.21	PK	40.2	-14.7	0	45.71	-	-	74	-28.29	-	-	0-360	250	V

* - indicates frequency in CFR15.205/IC7.2.2 Restricted Band

PK – Peak Detector

Radiated Emissions

Frequency (GHz)	Meter Reading (dBuV)	Det	3117(00168724)_150619	6GHz_HP[dB]	DC Corr (dB)	Corrected Reading (dBuV/m)	Avg Limit (dBuV/m)	Margin (dB)	Peak Limit (dBuV/m)	Margin (dB)	UNII Non-Restricted (dBuV/m)	Margin (dB)	Azimuth (Degs)	Height (cm)	Polarity
7.013	36.98	PK-U	35.6	-20.3	0	52.28	-	-	-	-	68.2	-15.92	340	178	H
7.013	35.65	PK-U	35.6	-20.3	0	50.95	-	-	-	-	68.2	-17.25	132	292	V

* - indicates frequency in CFR15.205/IC7.2.2 Restricted Band

PK-U - U-NII: Maximum Peak

UL Korea, Ltd. Confidential
This report shall not be reproduced except in full, without the written approval of UL Korea, Ltd.

MID CHANNEL HORIZONTAL

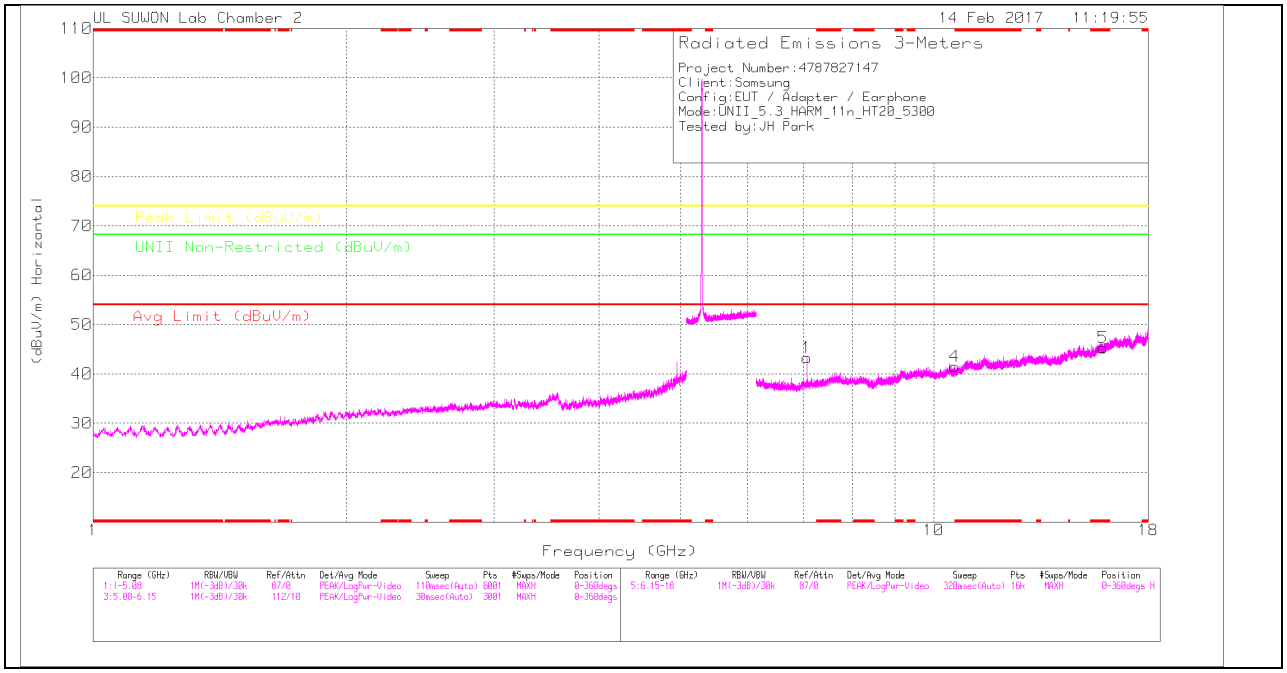

MID CHANNEL VERTICAL

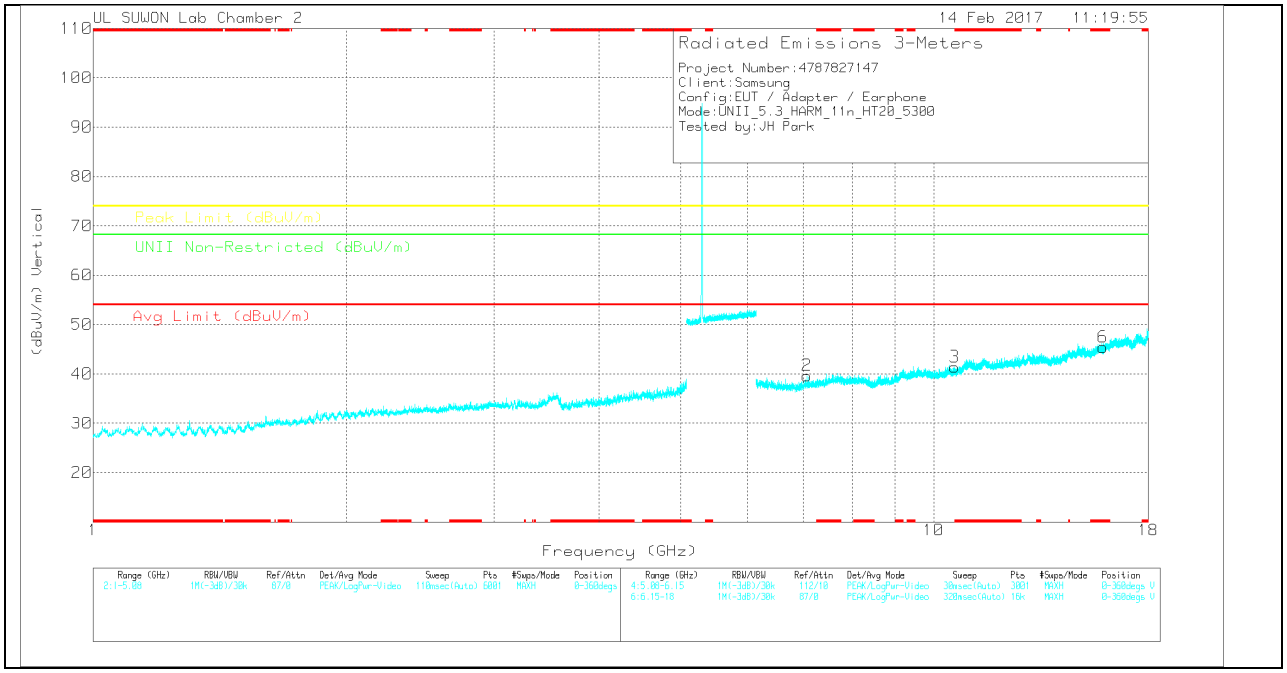

Note: Emission was scanned up to 40GHz; No emissions were detected above the noise floor which was at least 20dB below the specification limit.

UL Korea, Ltd. Confidential
This report shall not be reproduced except in full, without the written approval of UL Korea, Ltd.

MID CHANNEL DATA

Trace Markers

Marker	Frequency (GHz)	Meter Reading (dBuV)	Det	3117(00168724)_150619	6GHz_HP[dB]	DC Corr (dB)	Corrected Reading (dBuV/m)	Avg Limit (dBuV/m)	Margin (dB)	Peak Limit (dBuV/m)	Margin (dB)	UNII Non-Restricted (dBuV/m)	Margin (dB)	Azimuth (Degs)	Height (cm)	Polarity
1	7.066	28.16	PK	35.6	-20.5	0	43.26	-	-	-	-	68.2	-24.94	0-360	250	H
4	10.593	20.31	PK	37.8	-16.6	0	41.51	-	-	-	-	68.2	-26.69	0-360	250	H
5	* 15.903	19.6	PK	40.4	-14.7	0	45.3	-	-	74	-28.7	-	-	0-360	150	H
2	7.066	24.56	PK	35.6	-20.5	0	39.66	-	-	-	-	68.2	-28.54	0-360	250	V
3	10.598	20.2	PK	37.8	-16.6	0	41.4	-	-	-	-	68.2	-26.8	0-360	250	V
6	* 15.902	19.7	PK	40.4	-14.7	0	45.4	-	-	74	-28.6	-	-	0-360	150	V

* - indicates frequency in CFR15.205/IC7.2.2 Restricted Band

PK – Peak Detector

Radiated Emissions

Frequency (GHz)	Meter Reading (dBuV)	Det	3117(00168724)_150619	6GHz_HP[dB]	DC Corr (dB)	Corrected Reading (dBuV/m)	Avg Limit (dBuV/m)	Margin (dB)	Peak Limit (dBuV/m)	Margin (dB)	UNII Non-Restricted (dBuV/m)	Margin (dB)	Azimuth (Degs)	Height (cm)	Polarity
7.066	35.94	PK-U	35.6	-20.5	0	51.04	-	-	-	-	68.2	-17.16	340	249	H

* - indicates frequency in CFR15.205/IC7.2.2 Restricted Band

PK-U - U-NII: Maximum Peak

UL Korea, Ltd. Confidential
This report shall not be reproduced except in full, without the written approval of UL Korea, Ltd.

HIGH CHANNEL HORIZONTAL

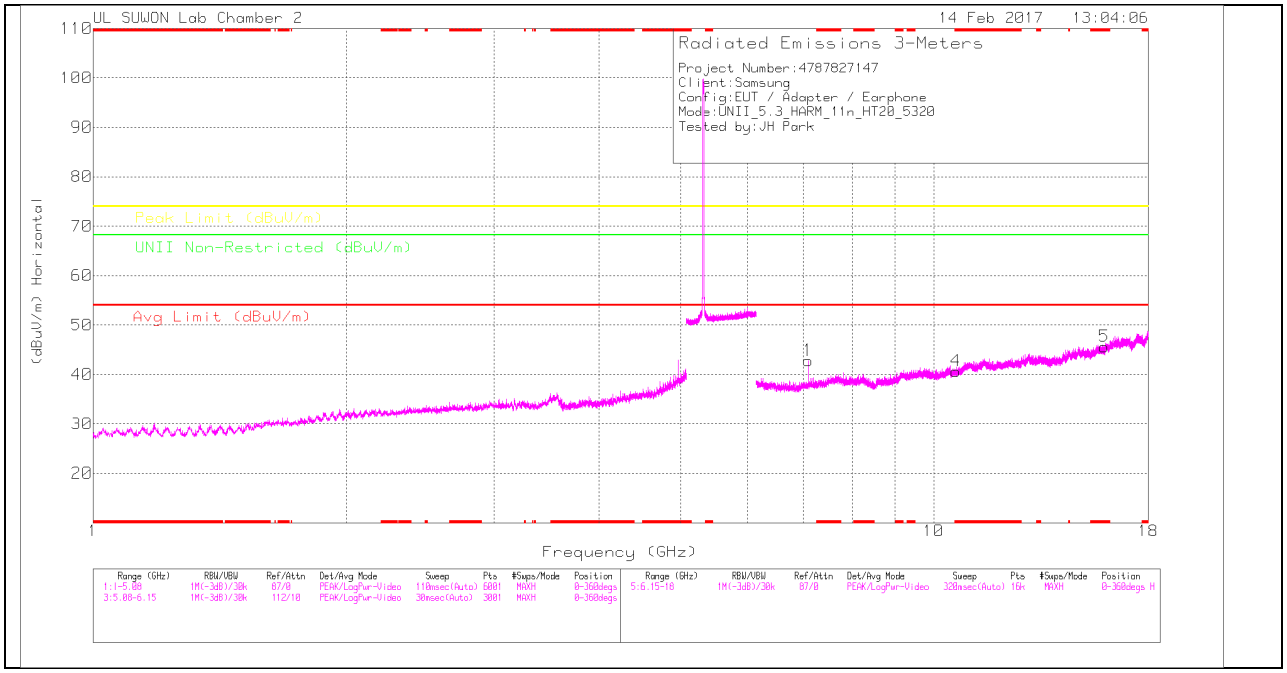

HIGH CHANNEL VERTICAL

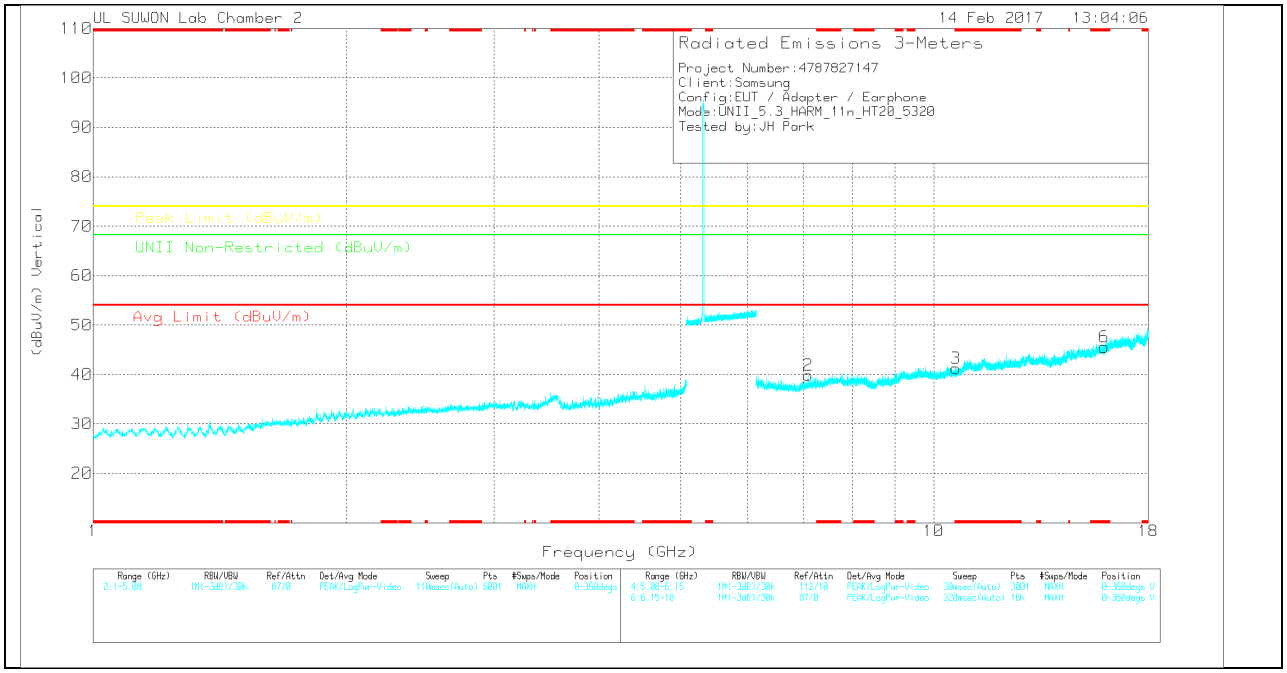

Note: Emission was scanned up to 40GHz; No emissions were detected above the noise floor which was at least 20dB below the specification limit.

UL Korea, Ltd. Confidential
This report shall not be reproduced except in full, without the written approval of UL Korea, Ltd.

HIGH CHANNEL DATA

Trace Markers

Marker	Frequency (GHz)	Meter Reading (dBuV)	Det	3117(00168724)_150619	6GHz_HP[dB]	DC Corr (dB)	Corrected Reading (dBuV/m)	Avg Limit (dBuV/m)	Margin (dB)	Peak Limit (dBuV/m)	Margin (dB)	UNII Non-Restricted (dBuV/m)	Margin (dB)	Azimuth (Degs)	Height (cm)	Polarity
1	7.093	28.22	PK	35.6	-21	0	42.82	-	-	-	-	68.2	-25.38	0-360	150	H
4	* 10.632	19.57	PK	37.8	-16.7	0	40.67	-	-	74	-33.33	-	-	0-360	250	H
5	* 15.96	19.64	PK	40.4	-14.4	0	45.64	-	-	74	-28.36	-	-	0-360	150	H
2	7.093	25.23	PK	35.6	-21	0	39.83	-	-	-	-	68.2	-28.37	0-360	250	V
3	* 10.625	20.13	PK	37.8	-16.7	0	41.23	-	-	74	-32.77	-	-	0-360	250	V
6	* 15.96	19.54	PK	40.4	-14.4	0	45.54	-	-	74	-28.46	-	-	0-360	250	V

* - indicates frequency in CFR15.205/IC7.2.2 Restricted Band

PK – Peak Detector

Radiated Emissions

Frequency (GHz)	Meter Reading (dBuV)	Det	3117(00168724)_150619	6GHz_HP[dB]	DC Corr (dB)	Corrected Reading (dBuV/m)	Avg Limit (dBuV/m)	Margin (dB)	Peak Limit (dBuV/m)	Margin (dB)	UNII Non-Restricted (dBuV/m)	Margin (dB)	Azimuth (Degs)	Height (cm)	Polarity
7.093	36.67	PK-U	35.6	-21.1	0	51.17	-	-	-	-	68.2	-17.03	341	216	H
7.093	34.95	PK-U	35.6	-21	0	49.55	-	-	-	-	68.2	-18.65	55	162	V

* - indicates frequency in CFR15.205/IC7.2.2 Restricted Band

PK-U - U-NII: Maximum Peak

UL Korea, Ltd. Confidential
This report shall not be reproduced except in full, without the written approval of UL Korea, Ltd.

10.2.3. TX ABOVE 1GHz 802.11n HT40 2Tx CDD MODE IN THE 5.3GHz BAND AUTHORIZED BANDEDGE (HIGH CHANNEL)

HORIZONTAL PEAK AND AVERAGE PLOT

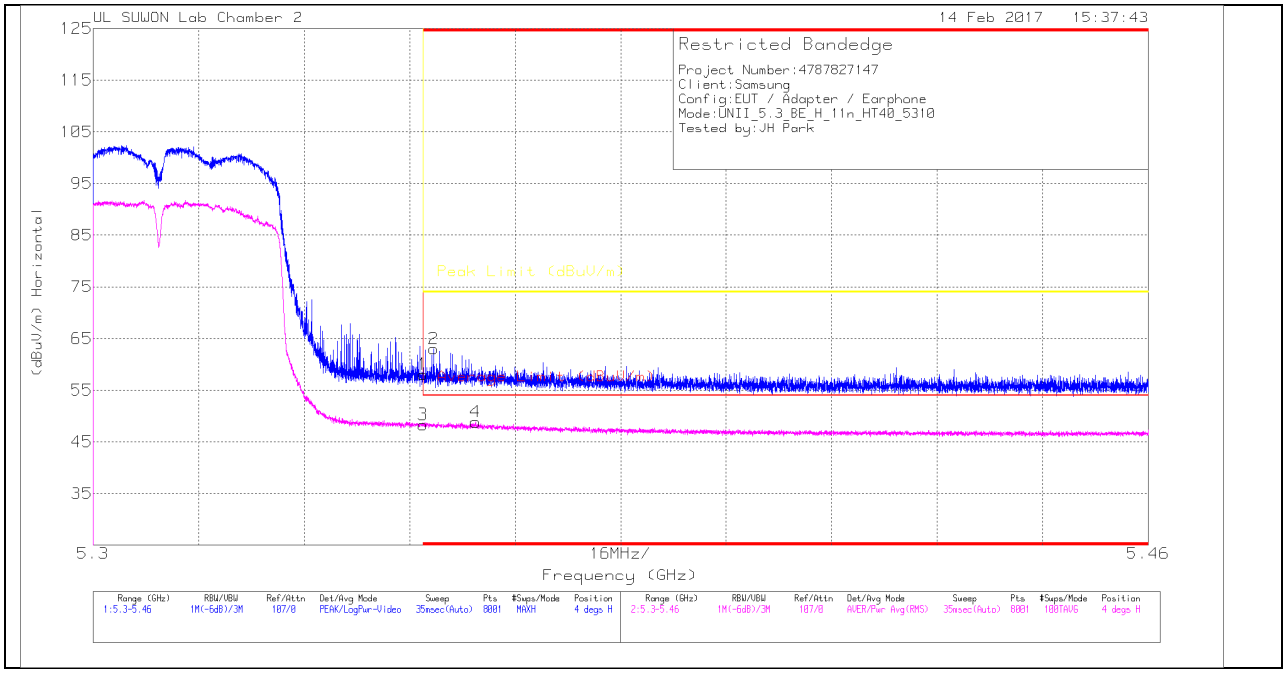

HORIZONTAL DATA

Trace Markers

Marker	Frequency (GHz)	Meter Reading (dBuV)	Det	3117(00168724)_150619	10dB[dB]	DC Corr (dB)	Corrected Reading (dBuV/m)	Average Limit (dBuV/m)	Margin (dB)	Peak Limit (dBuV/m)	PK Margin (dB)	Azimuth (Degs)	Height (cm)	Polarity
1	* 5.35	38.88	Pk	34.4	-15.2	0	58.08	-	-	74	-15.92	4	176	H
2	* 5.352	43.82	Pk	34.4	-15.2	0	63.02	-	-	74	-10.98	4	176	H
3	* 5.35	28.66	RMS	34.4	-15.2	.47	48.33	54	-5.67	-	-	4	176	H
4	* 5.358	29.18	RMS	34.4	-15.2	.47	48.85	54	-5.15	-	-	4	176	H

* - indicates frequency in CFR15.205/IC7.2.2 Restricted Band

Pk - Peak detector

RMS - RMS detection

UL Korea, Ltd. Confidential
This report shall not be reproduced except in full, without the written approval of UL Korea, Ltd.

VERTICAL PEAK AND AVERAGE PLOT

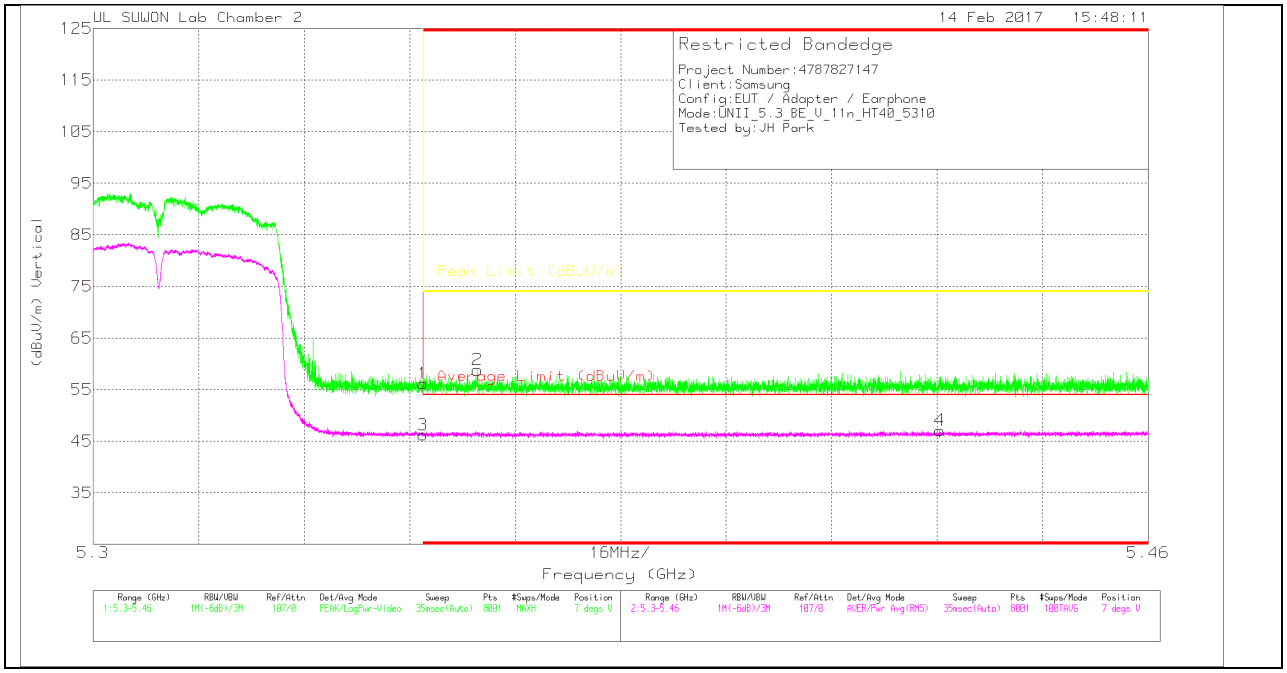

VERTICAL DATA

Trace Markers

Marker	Frequency (GHz)	Meter Reading (dBuV)	Det	3117(00168724)_150619	10dB[dB]	DC Corr (dB)	Corrected Reading (dBuV/m)	Average Limit (dBuV/m)	Margin (dB)	Peak Limit (dBuV/m)	PK Margin (dB)	Azimuth (Degs)	Height (cm)	Polarity
1	* 5.35	37	Pk	34.4	-15.2	0	56.2	-	-	74	-17.8	7	298	V
2	* 5.358	39.64	Pk	34.4	-15.2	0	58.84	-	-	74	-15.16	7	298	V
3	* 5.35	26.54	RMS	34.4	-15.2	.47	46.21	54	-7.79	-	-	7	298	V
4	* 5.428	27.22	RMS	34.5	-15.1	.47	47.09	54	-6.91	-	-	7	298	V

* - indicates frequency in CFR15.205/IC7.2.2 Restricted Band

Pk - Peak detector

RMS - RMS detection

UL Korea, Ltd. Confidential
This report shall not be reproduced except in full, without the written approval of UL Korea, Ltd.

HARMONICS AND SPURIOUS EMISSIONS

LOW CHANNEL HORIZONTAL

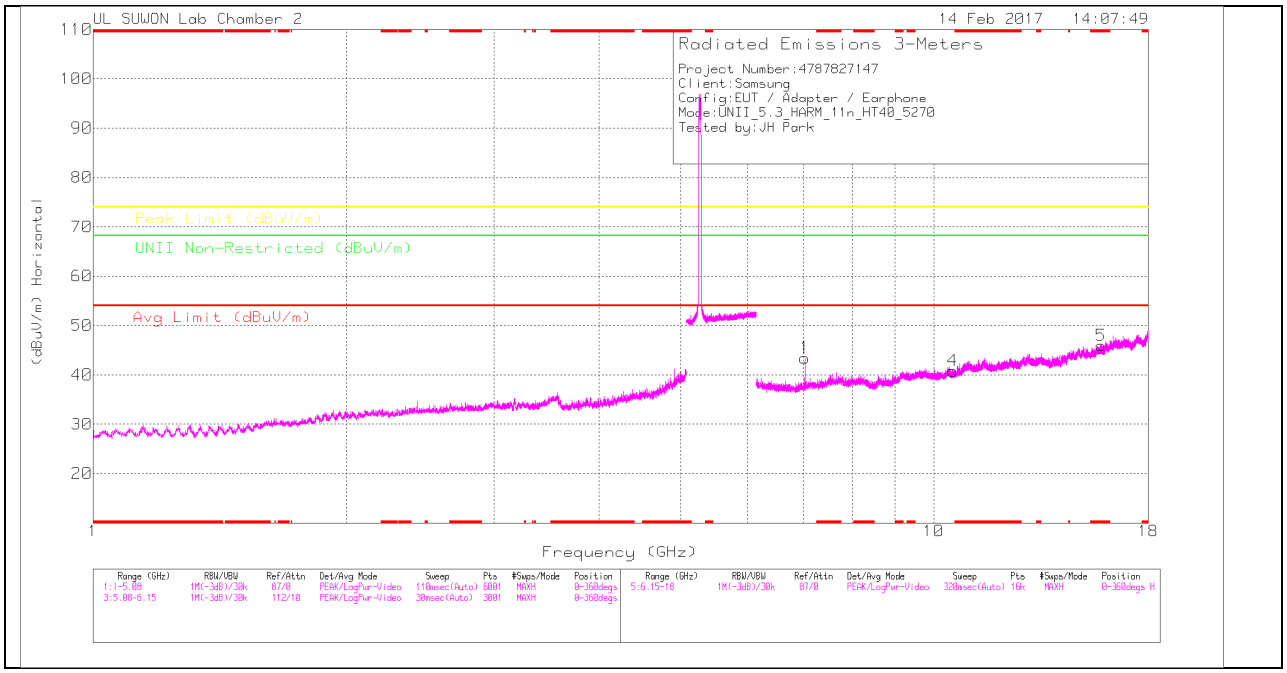

LOW CHANNEL VERTICAL

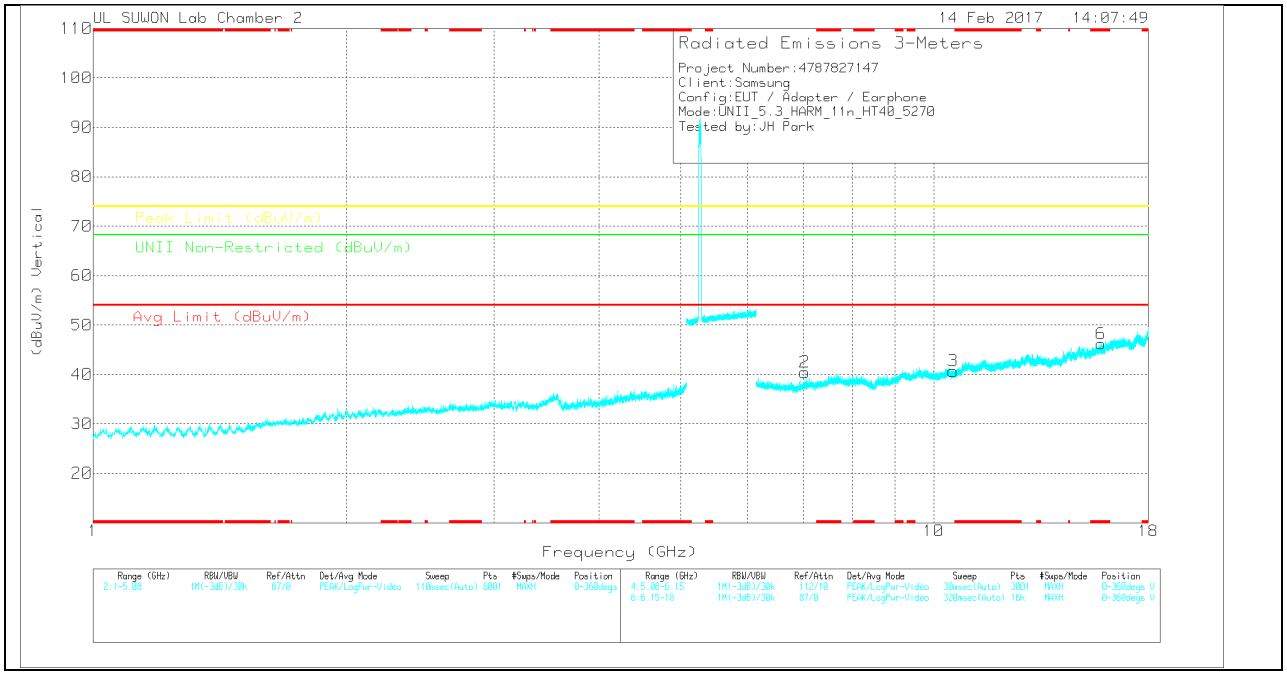

Note: Emission was scanned up to 40GHz; No emissions were detected above the noise floor which was at least 20dB below the specification limit.

UL Korea, Ltd. Confidential
This report shall not be reproduced except in full, without the written approval of UL Korea, Ltd.

LOW CHANNEL DATA

Trace Markers

Marker	Frequency (GHz)	Meter Reading (dBuV)	Det	3117(00168724)_150619	6GHz_HP[dB]	DC Corr (dB)	Corrected Reading (dBuV/m)	Avg Limit (dBuV/m)	Margin (dB)	Peak Limit (dBuV/m)	Margin (dB)	UNII Non-Restricted (dBuV/m)	Margin (dB)	Azimuth (Degs)	Height (cm)	Polarity
1	7.026	28.06	PK	35.6	-20.2	0	43.46	-	-	-	-	68.2	-24.74	0-360	150	H
4	10.537	19.73	PK	37.7	-16.6	0	40.83	-	-	-	-	68.2	-27.37	0-360	250	H
5	* 15.812	20.36	PK	40.3	-14.7	0	45.96	-	-	74	-28.04	-	-	0-360	150	H
2	7.026	25.04	PK	35.6	-20.2	0	40.44	-	-	-	-	68.2	-27.76	0-360	250	V
3	10.545	19.49	PK	37.7	-16.5	0	40.69	-	-	-	-	68.2	-27.51	0-360	250	V
6	* 15.808	20.59	PK	40.3	-14.7	0	46.19	-	-	74	-27.81	-	-	0-360	150	V

* - indicates frequency in CFR15.205/IC7.2.2 Restricted Band

PK – Peak Detector

Radiated Emissions

Frequency (GHz)	Meter Reading (dBuV)	Det	3117(00168724)_150619	6GHz_HP[dB]	DC Corr (dB)	Corrected Reading (dBuV/m)	Avg Limit (dBuV/m)	Margin (dB)	Peak Limit (dBuV/m)	Margin (dB)	UNII Non-Restricted (dBuV/m)	Margin (dB)	Azimuth (Degs)	Height (cm)	Polarity
7.027	35.61	PK-U	35.6	-20.2	0	51.01	-	-	-	-	68.2	-17.19	340	200	H
7.026	34.61	PK-U	35.6	-20.2	0	50.01	-	-	-	-	68.2	-18.19	117	274	V

* - indicates frequency in CFR15.205/IC7.2.2 Restricted Band

PK-U - U-NII: Maximum Peak

UL Korea, Ltd. Confidential
This report shall not be reproduced except in full, without the written approval of UL Korea, Ltd.

HIGH CHANNEL HORIZONTAL

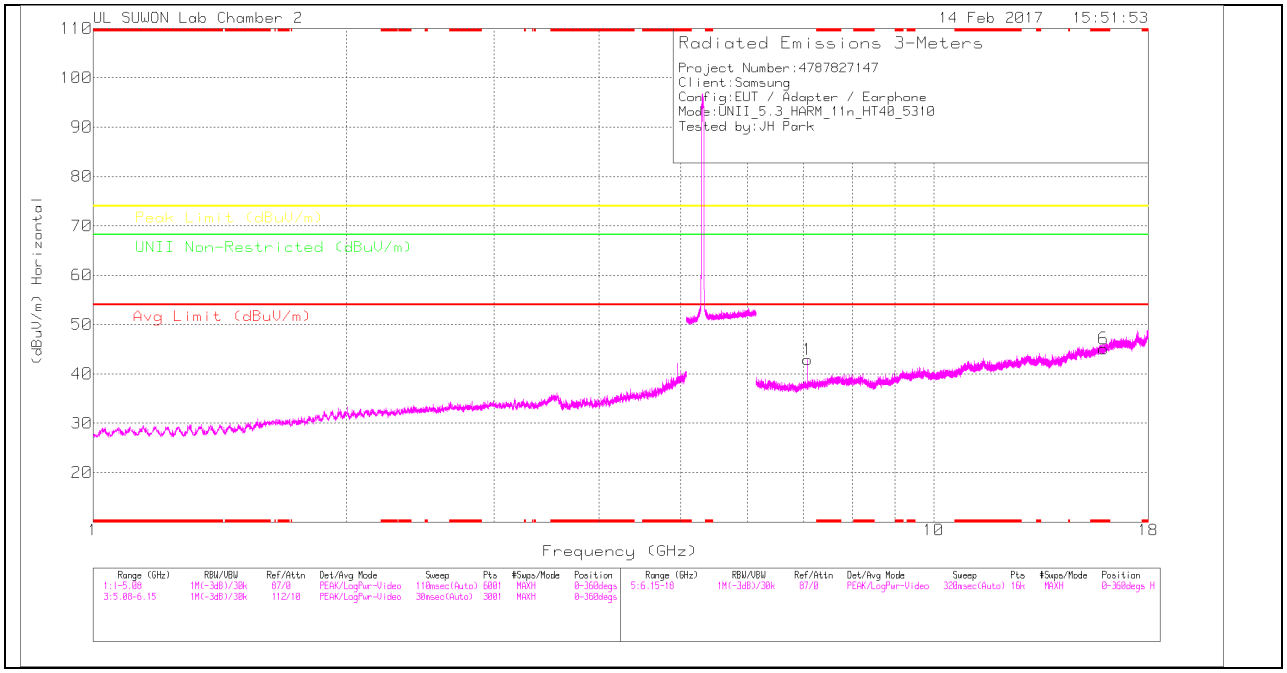

HIGH CHANNEL VERTICAL

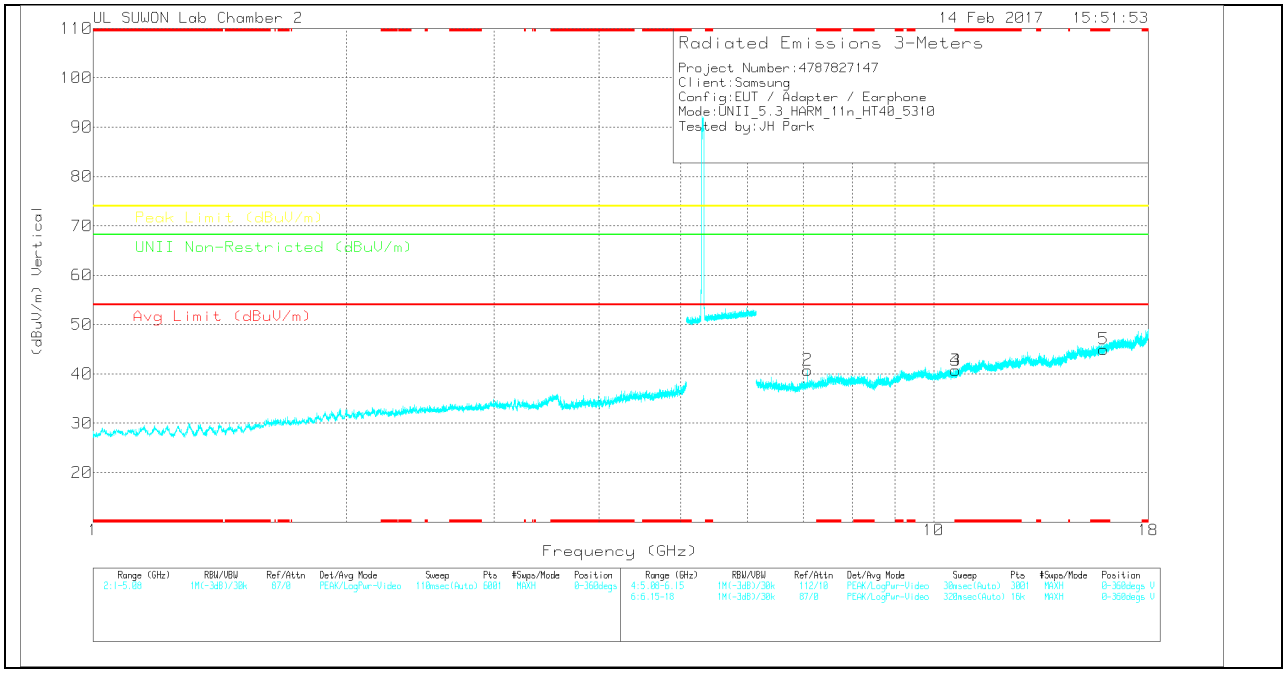

Note: Emission was scanned up to 40GHz; No emissions were detected above the noise floor which was at least 20dB below the specification limit.

UL Korea, Ltd. Confidential
This report shall not be reproduced except in full, without the written approval of UL Korea, Ltd.

HIGH CHANNEL DATA

Trace Markers

Marker	Frequency (GHz)	Meter Reading (dBuV)	Det	3117(00168724)_150619	6GHz_HP[dB]	DC Corr (dB)	Corrected Reading (dBuV/m)	Avg Limit (dBuV/m)	Margin (dB)	Peak Limit (dBuV/m)	Margin (dB)	UNII Non-Restricted (dBuV/m)	Margin (dB)	Azimuth (Degs)	Height (cm)	Polarity
1	7.079	28.01	Pk	35.6	-20.7	0	42.91	-	-	-	-	68.2	-25.29	0-360	250	H
6	* 15.934	19.4	Pk	40.4	-14.7	0	45.1	-	-	74	-28.9	-	-	0-360	250	H
2	7.08	25.89	Pk	35.6	-20.7	0	40.79	-	-	-	-	68.2	-27.41	0-360	250	V
3	* 10.619	19.63	Pk	37.8	-16.7	0	40.73	-	-	74	-33.27	-	-	0-360	150	V
4	* 10.619	19.63	Pk	37.8	-16.7	0	40.73	-	-	74	-33.27	-	-	0-360	150	V
5	* 15.932	19.3	Pk	40.4	-14.7	0	45	-	-	74	-29	-	-	0-360	150	V

* - indicates frequency in CFR15.205/IC7.2.2 Restricted Band

Pk – Peak detector

Radiated Emissions

Frequency (GHz)	Meter Reading (dBuV)	Det	3117(00168724)_150619	6GHz_HP[dB]	DC Corr (dB)	Corrected Reading (dBuV/m)	Avg Limit (dBuV/m)	Margin (dB)	Peak Limit (dBuV/m)	Margin (dB)	UNII Non-Restricted (dBuV/m)	Margin (dB)	Azimuth (Degs)	Height (cm)	Polarity
7.08	35.68	PK-U	35.6	-20.7	0	50.58	-	-	-	-	68.2	-17.62	333	238	H
7.081	34.54	PK-U	35.6	-20.8	0	49.34	-	-	-	-	68.2	-18.86	120	267	V

* - indicates frequency in CFR15.205/IC7.2.2 Restricted Band

PK-U - U-NII: Maximum Peak

UL Korea, Ltd. Confidential
This report shall not be reproduced except in full, without the written approval of UL Korea, Ltd.

10.2.4. TX ABOVE 1GHz 802.11ac VHT80 2Tx CDD MODE IN THE 5.3GHz BAND

RESTRICTED BANDEDGE (High CHANNEL)

HORIZONTAL PEAK AND AVERAGE PLOT

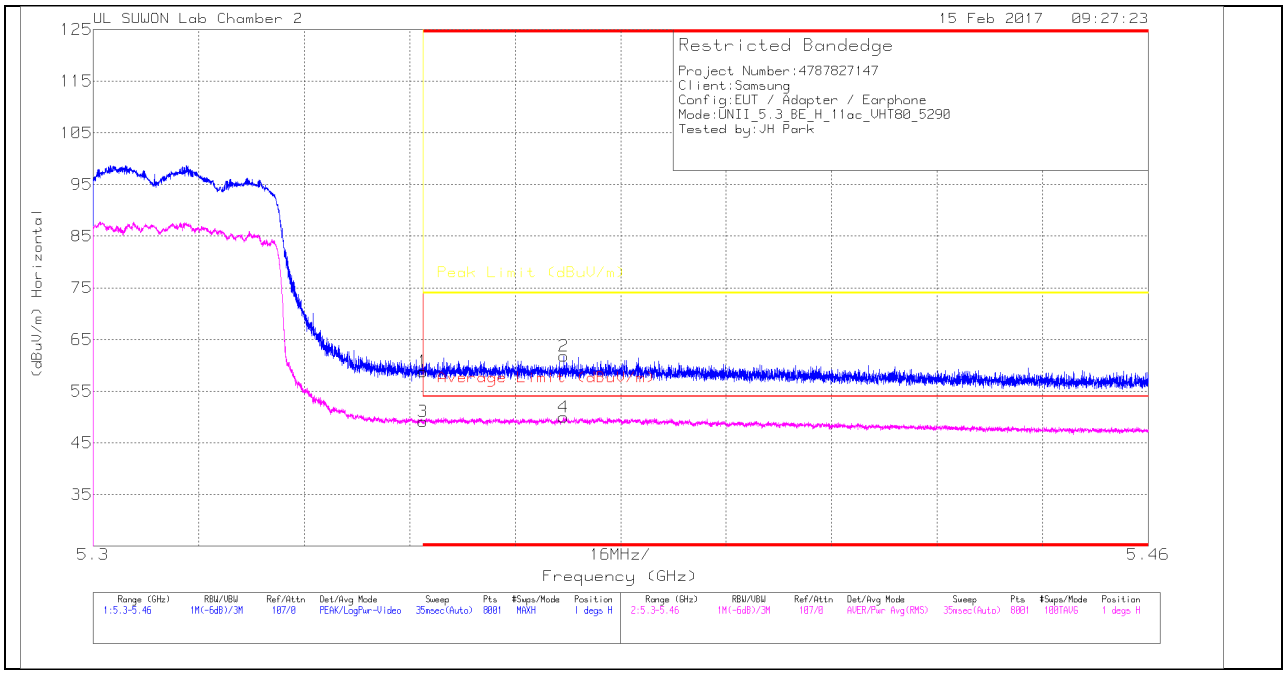

HORIZONTAL DATA

Trace Markers

Marker	Frequency (GHz)	Meter Reading (dBuV)	Det	3117(00168724)_150619	10dB[dB]	DC Corr (dB)	Corrected Reading (dBuV/m)	Average Limit (dBuV/m)	Margin (dB)	Peak Limit (dBuV/m)	PK Margin (dB)	Azimuth (Degs)	Height (cm)	Polarity
1	* 5.35	39.59	Pk	34.4	-15.2	0	58.79	-	-	74	-15.21	1	145	H
2	* 5.371	42.6	Pk	34.4	-15.2	0	61.8	-	-	74	-12.2	1	145	H
3	* 5.35	29.03	RMS	34.4	-15.2	.88	49.11	54	-4.89	-	-	1	145	H
4	* 5.371	29.89	RMS	34.4	-15.2	.88	49.97	54	-4.03	-	-	1	145	H

* - indicates frequency in CFR15.205/IC7.2.2 Restricted Band

Pk - Peak detector

RMS - RMS detection

UL Korea, Ltd. Confidential
This report shall not be reproduced except in full, without the written approval of UL Korea, Ltd.

VERTICAL PEAK AND AVERAGE PLOT

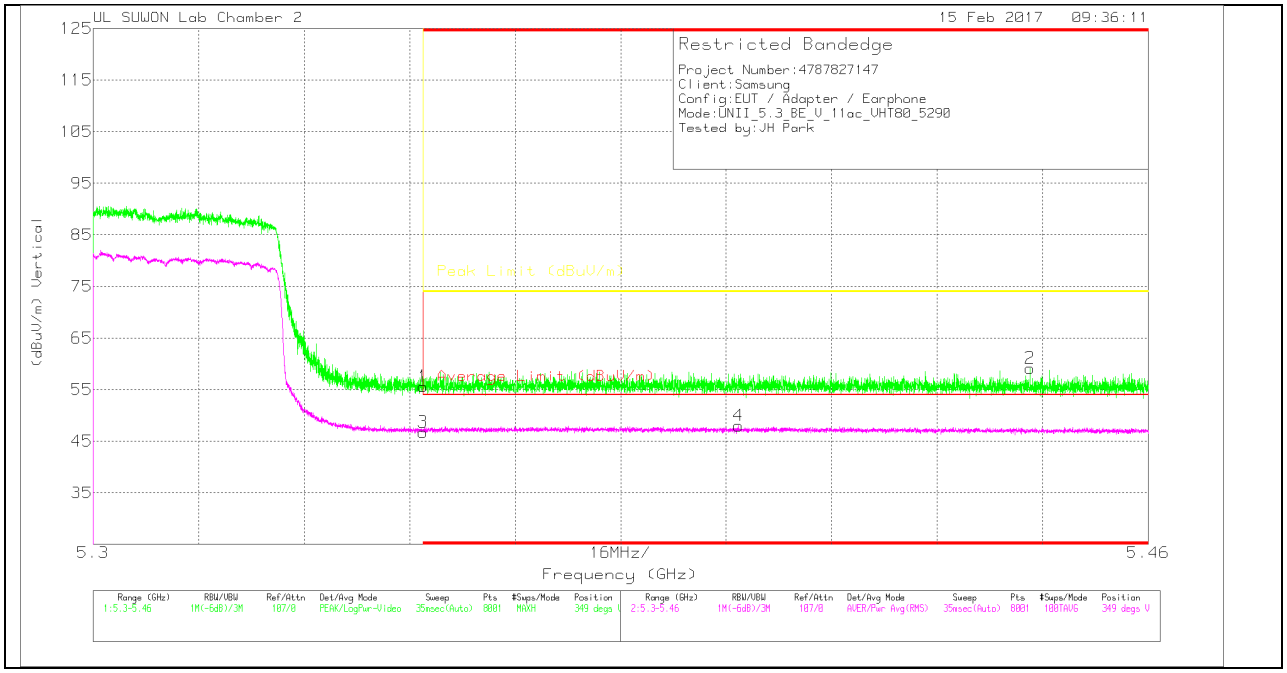

VERTICAL DATA

Trace Markers

Marker	Frequency (GHz)	Meter Reading (dBuV)	Det	3117(00168724)_150619	10dB[dB]	DC Corr (dB)	Corrected Reading (dBuV/m)	Average Limit (dBuV/m)	Margin (dB)	Peak Limit (dBuV/m)	PK Margin (dB)	Azimuth (Degs)	Height (cm)	Polarity
1	* 5.35	36.41	Pk	34.4	-15.2	0	55.61	-	-	74	-18.39	349	117	V
2	* 5.442	39.75	Pk	34.5	-15.1	0	59.15	-	-	74	-14.85	349	117	V
3	* 5.35	26.68	RMS	34.4	-15.2	.88	46.76	54	-7.24	-	-	349	117	V
4	* 5.398	27.92	RMS	34.4	-15.2	.88	48	54	-6	-	-	349	117	V

* - indicates frequency in CFR15.205/IC7.2.2 Restricted Band

Pk - Peak detector

RMS - RMS detection

UL Korea, Ltd. Confidential
This report shall not be reproduced except in full, without the written approval of UL Korea, Ltd.

HARMONICS AND SPURIOUS EMISSIONS

MID CHANNEL HORIZONTAL

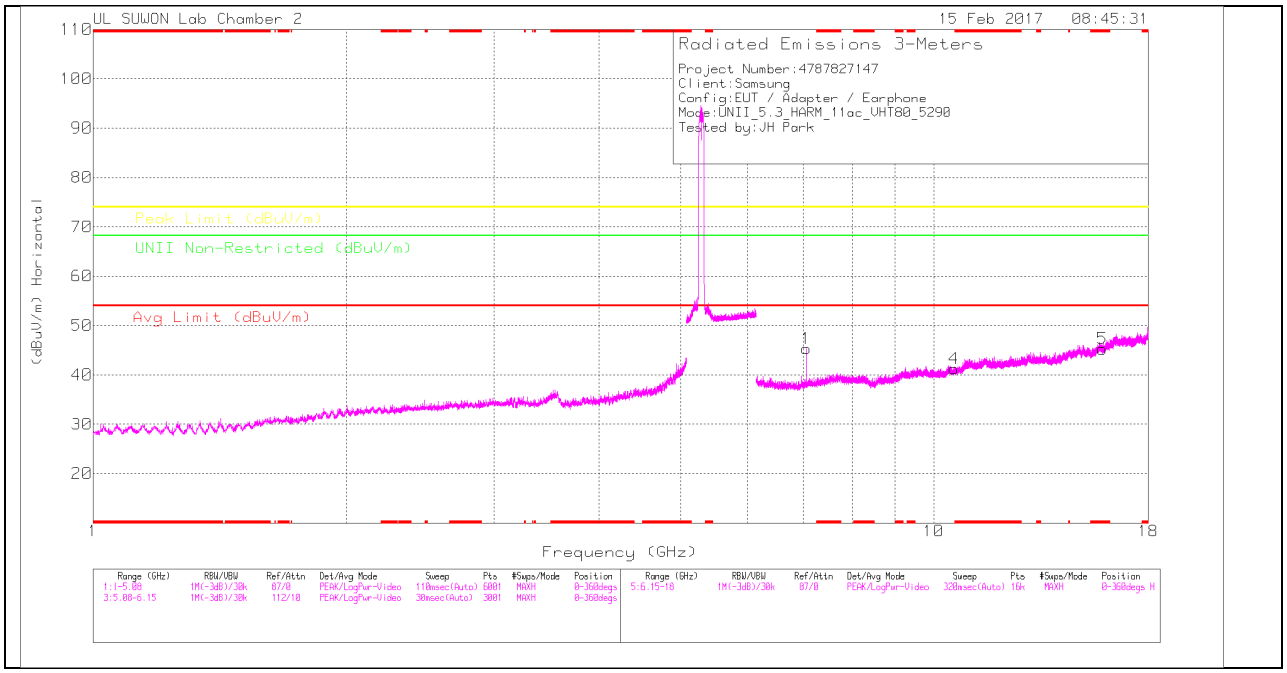

MID CHANNEL VERTICAL

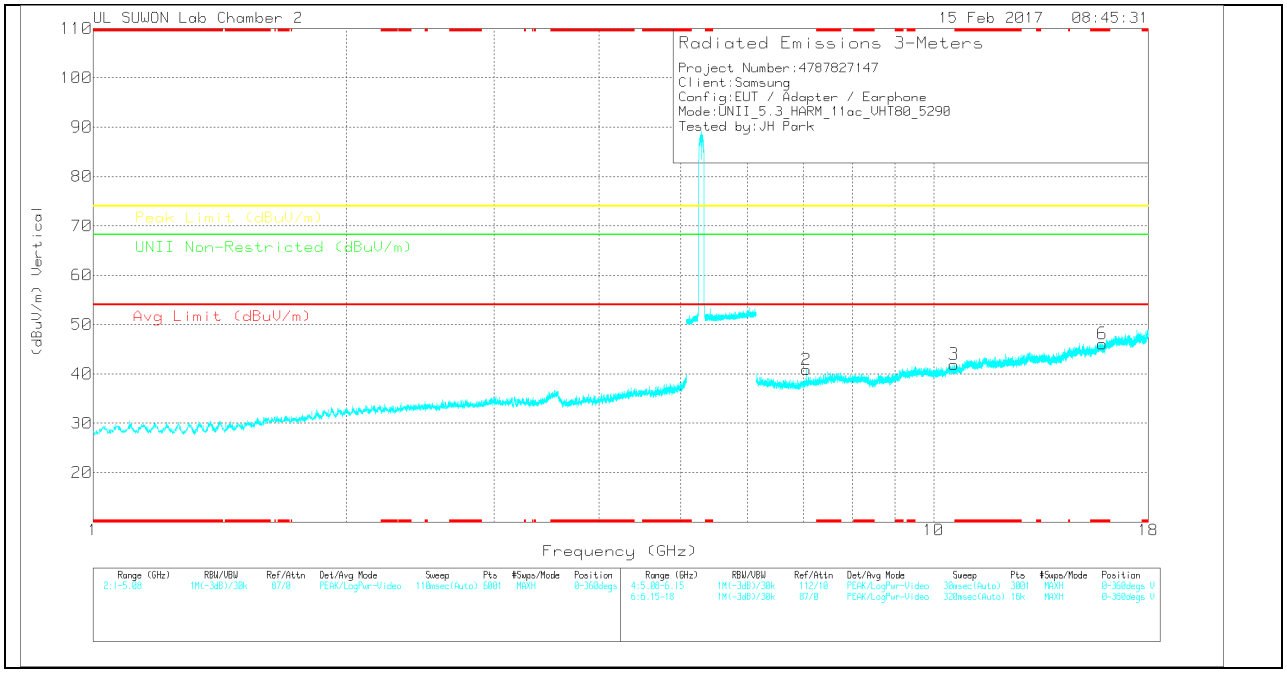

Note: Emission was scanned up to 40GHz; No emissions were detected above the noise floor which was at least 20dB below the specification limit.

UL Korea, Ltd. Confidential
This report shall not be reproduced except in full, without the written approval of UL Korea, Ltd.

MID CHANNEL DATA

Trace Markers

Marker	Frequency (GHz)	Meter Reading (dBuV)	Det	3117(00168724)_150619	6GHz_HP[dB]	DC Corr (dB)	Corrected Reading (dBuV/m)	Avg Limit (dBuV/m)	Margin (dB)	Peak Limit (dBuV/m)	Margin (dB)	UNII Non-Restricted (dBuV/m)	Margin (dB)	Azimuth (Degs)	Height (cm)	Polarity
1	7.053	30.03	PK	35.6	-20.3	0	45.33	-	-	-	-	68.2	-22.87	0-360	150	H
4	10.578	19.93	PK	37.8	-16.5	0	41.23	-	-	-	-	68.2	-26.97	0-360	250	H
5	* 15.871	19.78	PK	40.3	-14.8	0	45.28	-	-	74	-28.72	-	-	0-360	150	H
2	7.053	25.58	PK	35.6	-20.3	0	40.88	-	-	-	-	68.2	-27.32	0-360	250	V
3	10.58	20.62	PK	37.8	-16.5	0	41.92	-	-	-	-	68.2	-26.28	0-360	250	V
6	* 15.87	20.61	PK	40.3	-14.8	0	46.11	-	-	74	-27.89	-	-	0-360	150	V

* - indicates frequency in CFR15.205/IC7.2.2 Restricted Band

PK – Peak Detector

Radiated Emissions

Frequency (GHz)	Meter Reading (dBuV)	Det	3117(00168724)_150619	6GHz_HP[dB]	DC Corr (dB)	Corrected Reading (dBuV/m)	Avg Limit (dBuV/m)	Margin (dB)	Peak Limit (dBuV/m)	Margin (dB)	UNII Non-Restricted (dBuV/m)	Margin (dB)	Azimuth (Degs)	Height (cm)	Polarity
7.053	36.8	PK-U	35.6	-20.3	0	52.1	-	-	-	-	68.2	-16.1	345	158	H
7.054	34.21	PK-U	35.6	-20.3	0	49.51	-	-	-	-	68.2	-18.69	48	387	V

* - indicates frequency in CFR15.205/IC7.2.2 Restricted Band

PK-U - U-NII: Maximum Peak

UL Korea, Ltd. Confidential
This report shall not be reproduced except in full, without the written approval of UL Korea, Ltd.

10.3. 5.5-5.6 GHz

10.3.1. TX ABOVE 1 GHz 802.11a 2Tx CDD MODE IN THE 5.5 GHz BAND

RESTRICTED BANDEDGE (LOW CHANNEL)

HORIZONTAL PEAK AND AVERAGE PLOT

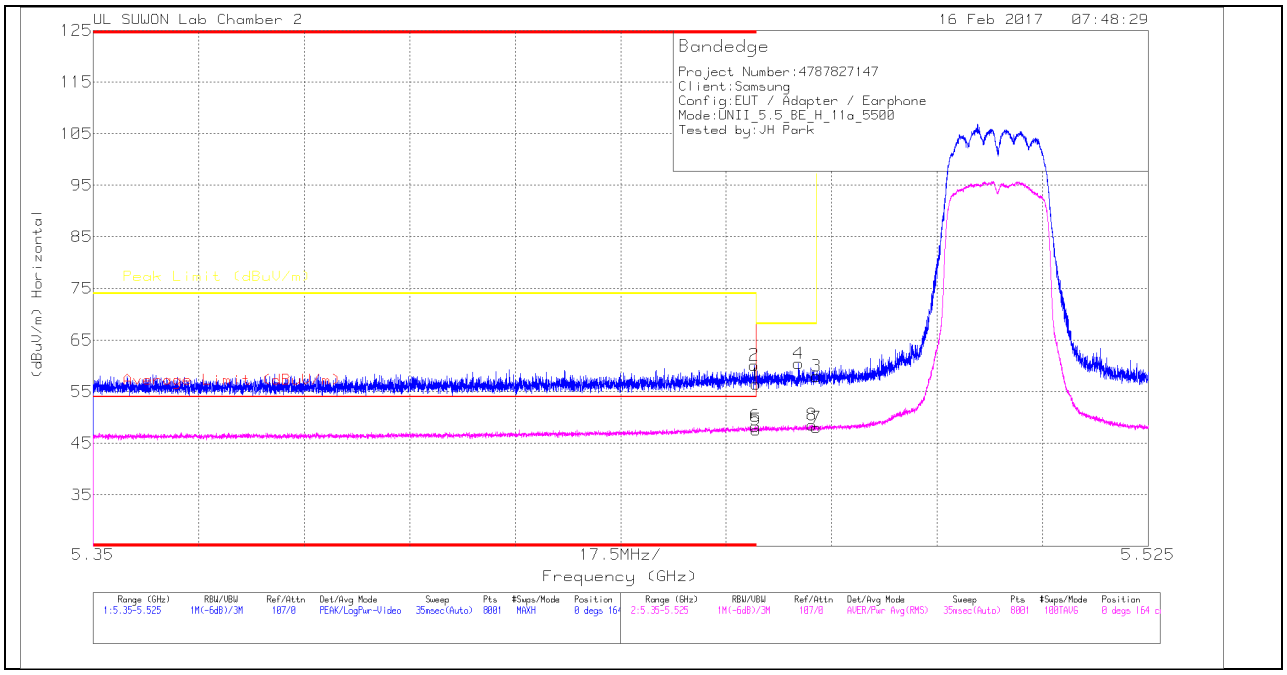

HORIZONTAL DATA

Trace Markers

Marker	Frequency (GHz)	Meter Reading (dBuV)	Det	3117(00168724)_150619	10dB[dB]	DC Corr (dB)	Corrected Reading (dBuV/m)	Average Limit (dBuV/m)	Margin (dB)	Peak Limit (dBuV/m)	PK Margin (dB)	Azimuth (Degs)	Height (cm)	Polarity
1	* 5.46	36.94	Pk	34.5	-15	0	56.44	-	-	74	-17.56	0	164	H
2	* 5.46	40.64	Pk	34.5	-15	0	60.14	-	-	74	-13.86	0	164	H
3	5.47	38.48	Pk	34.5	-15	0	57.98	-	-	68.2	-10.22	0	164	H
4	5.467	41.03	Pk	34.5	-15.1	0	60.43	-	-	68.2	-7.77	0	164	H
5	* 5.46	27.88	RMS	34.5	-15	.22	47.6	54	-6.4	-	-	0	164	H
6	* 5.46	28.6	RMS	34.5	-15	.22	48.32	54	-5.68	-	-	0	164	H

* - indicates frequency in CFR15.205/IC7.2.2 Restricted Band

Pk - Peak detector

RMS - RMS detection

UL Korea, Ltd. Confidential
This report shall not be reproduced except in full, without the written approval of UL Korea, Ltd.

VERTICAL PEAK AND AVERAGE PLOT

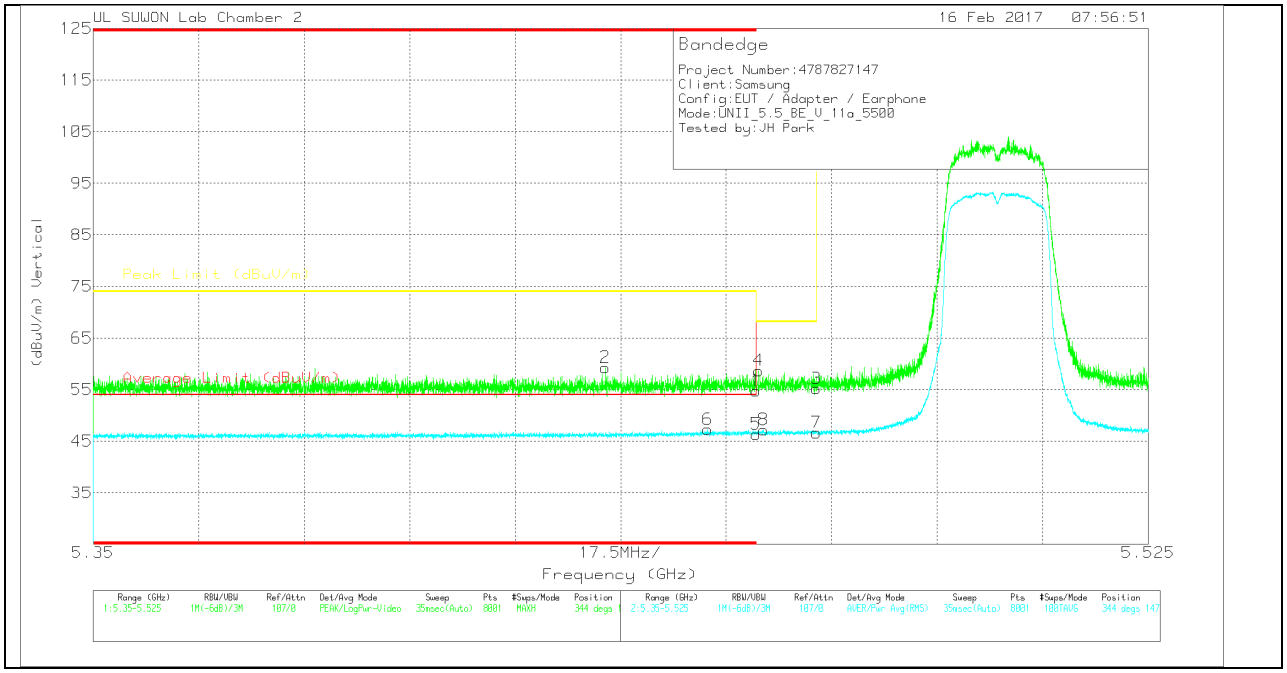

VERTICAL DATA

Trace Markers

Marker	Frequency (GHz)	Meter Reading (dBuV)	Det	3117(00168724)_150619	10dB[dB]	DC Corr (dB)	Corrected Reading (dBuV/m)	Average Limit (dBuV/m)	Margin (dB)	Peak Limit (dBuV/m)	PK Margin (dB)	Azimuth (Degs)	Height (cm)	Polarity
1	* 5.46	35.27	Pk	34.5	-15	0	54.77	-	-	74	-19.23	344	147	V
2	* 5.435	39.88	Pk	34.5	-15.1	0	59.28	-	-	74	-14.72	344	147	V
3	5.47	35.7	Pk	34.5	-15	0	55.2	-	-	68.2	-13	344	147	V
4	5.46	39.2	Pk	34.5	-15	0	58.7	-	-	68.2	-9.5	344	147	V
5	* 5.46	26.67	RMS	34.5	-15	.22	46.39	54	-7.61	-	-	344	147	V
6	* 5.452	27.68	RMS	34.5	-15.1	.22	47.3	54	-6.7	-	-	344	147	V

* - indicates frequency in CFR15.205/IC7.2.2 Restricted Band

Pk - Peak detector

RMS - RMS detection

UL Korea, Ltd. Confidential
This report shall not be reproduced except in full, without the written approval of UL Korea, Ltd.

AUTHORIZED BANDEDGE (HIGH CHANNEL)

HORIZONTAL PEAK AND AVERAGE PLOT

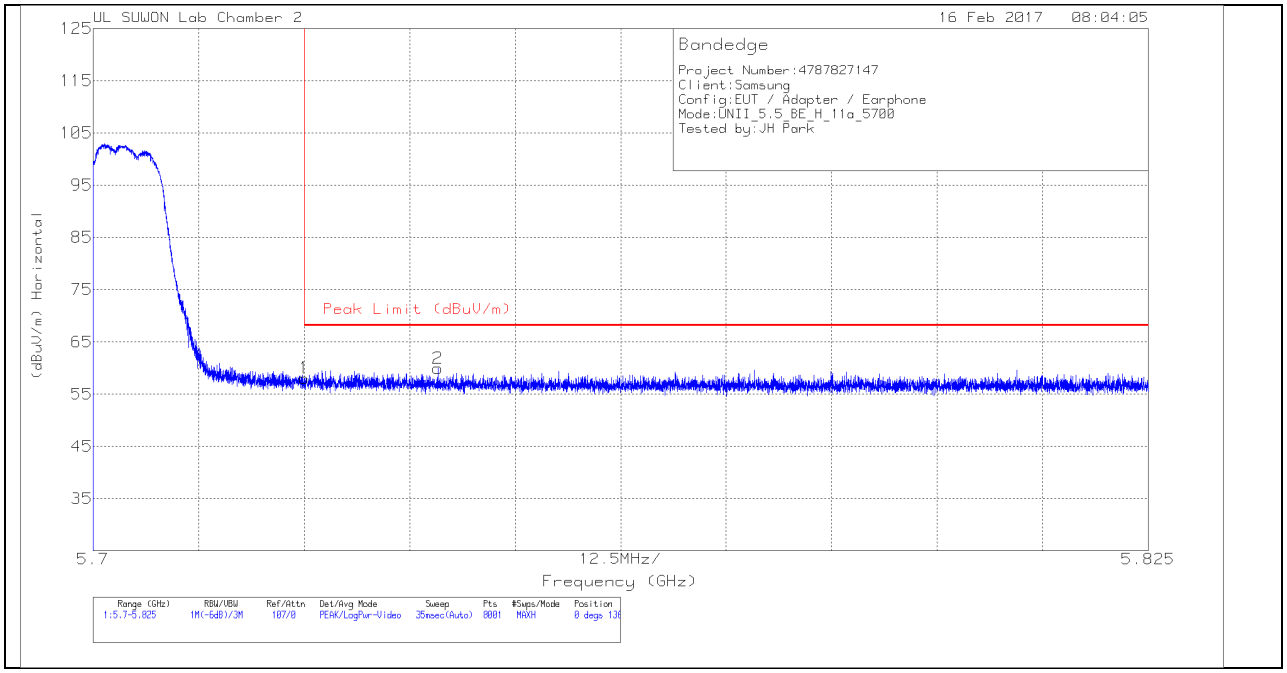

HORIZONTAL DATA

Trace Markers

Marker	Frequency (GHz)	Meter Reading (dBuV)	Det	3117(00168724)_150619	10dB[dB]	DC Corr (dB)	Corrected Reading (dBuV/m)	Peak Limit (dBuV/m)	PK Margin (dB)	Azimuth (Degs)	Height (cm)	Polarity
1	5.725	37.88	Pk	34.7	-14.5	0	58.08	68.2	-10.12	0	136	H
2	5.741	39.63	Pk	34.7	-14.4	0	59.93	68.2	-8.27	0	136	H

Pk - Peak detector

UL Korea, Ltd. Suwon Laboratory FORM ID: FCC_15E
218 Maeyeong-ro, Yeongtong-gu, Suwon-si, Gyeonggi-do, 16675 Korea TEL: (031) 337-9902,FAX: (031) 213-5433
UL Korea, Ltd. Confidential
This report shall not be reproduced except in full, without the written approval of UL Korea, Ltd.

VERTICAL PEAK AND AVERAGE PLOT

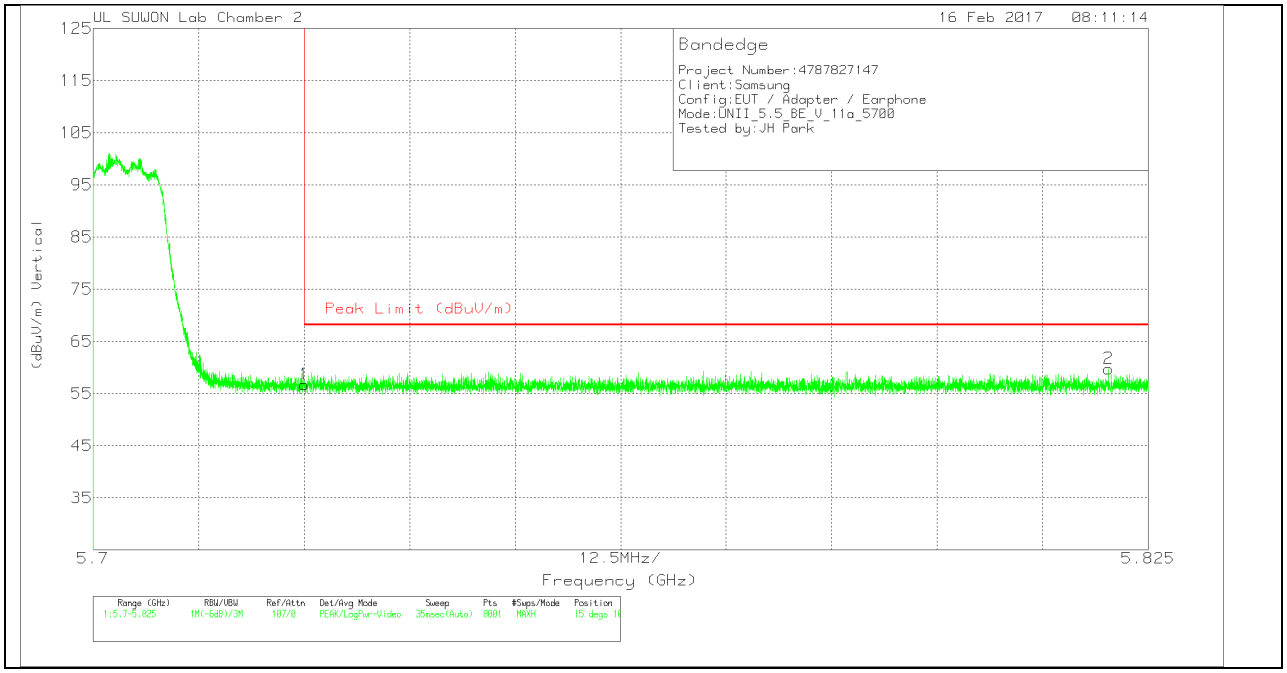

VERTICAL DATA

Trace Markers

Marker	Frequency (GHz)	Meter Reading (dBuV)	Det	3117(00168724)_150619	10dB[dB]	DC Corr (dB)	Corrected Reading (dBuV/m)	Peak Limit (dBuV/m)	PK Margin (dB)	Azimuth (Degs)	Height (cm)	Polarity
1	5.725	36.56	Pk	34.7	-14.5	0	56.76	68.2	-11.44	15	102	V
2	5.82	39.47	Pk	34.7	-14.4	0	59.77	68.2	-8.43	15	102	V

Pk - Peak detector

UL Korea, Ltd. Confidential
This report shall not be reproduced except in full, without the written approval of UL Korea, Ltd.

HARMONICS AND SPURIOUS EMISSIONS

LOW CHANNEL HORIZONTAL

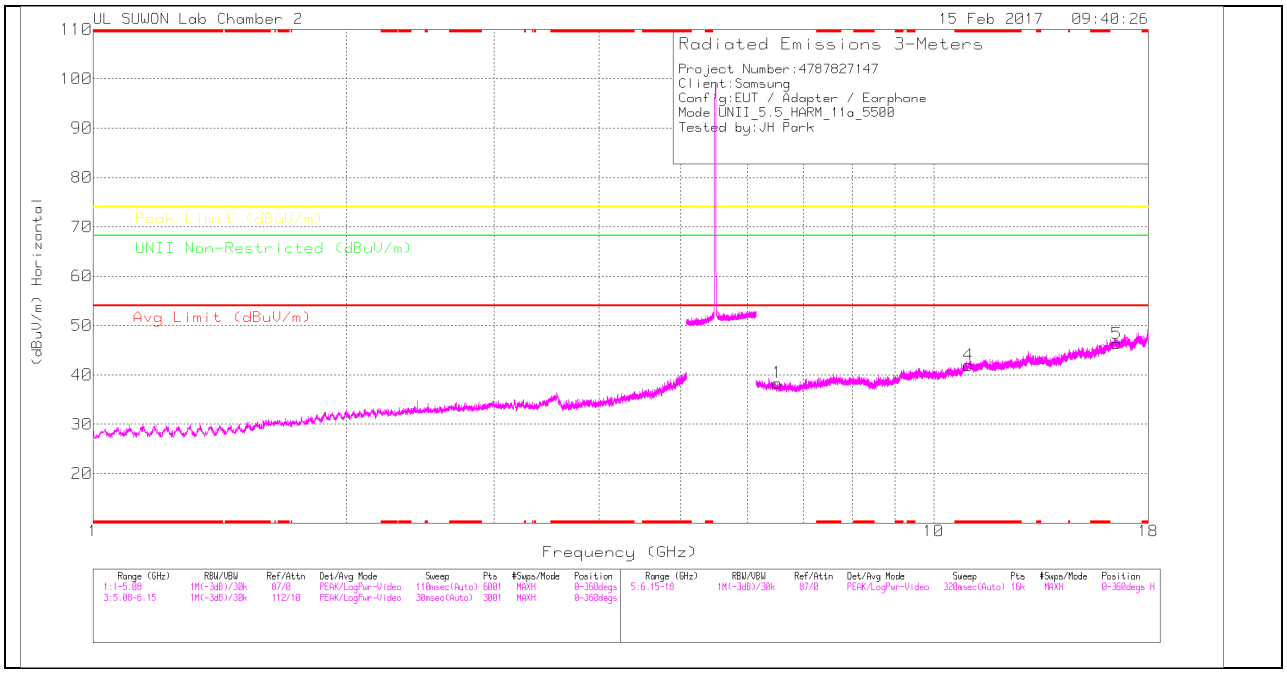

LOW CHANNEL VERTICAL

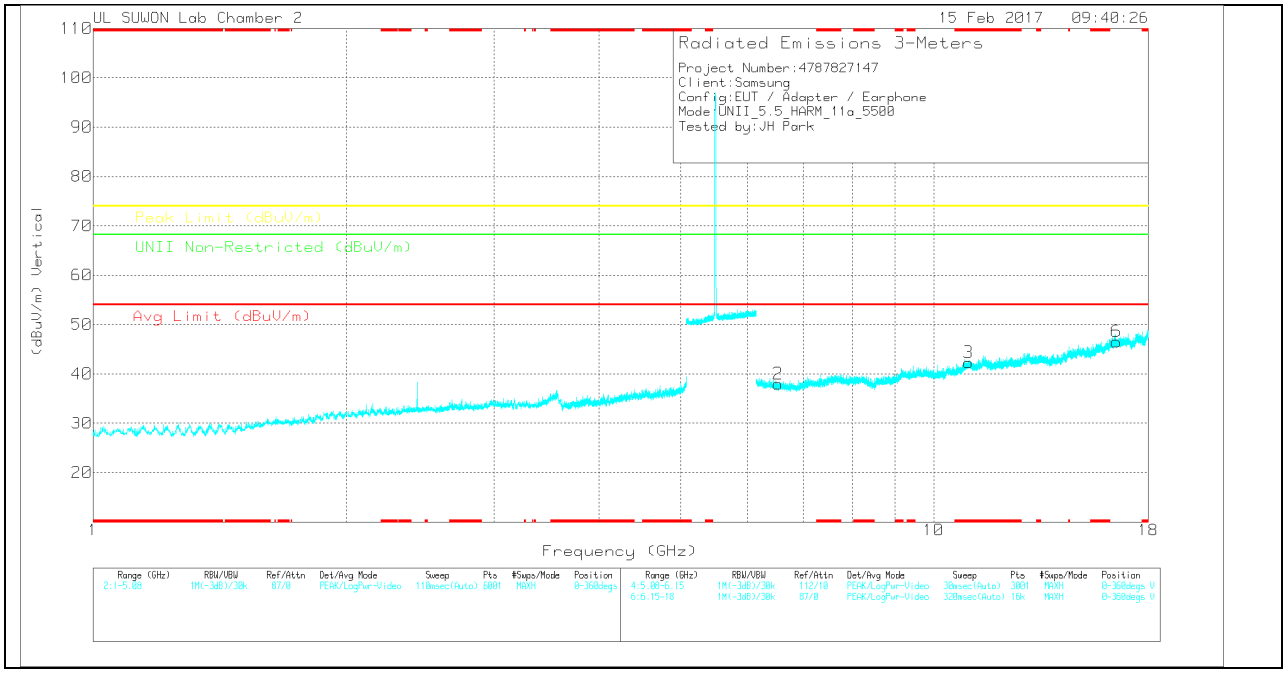

Note: Emission was scanned up to 40GHz; No emissions were detected above the noise floor which was at least 20dB below the specification limit.

UL Korea, Ltd. Confidential
This report shall not be reproduced except in full, without the written approval of UL Korea, Ltd.

LOW CHANNEL DATA

Trace Markers

Marker	Frequency (GHz)	Meter Reading (dBuV)	Det	3117(0016 8724)_150 619	6GHz_HP[d B]	DC Corr (dB)	Corrected Reading (dBuV/m)	Avg Limit (dBuV/m)	Margin (dB)	Peak Limit (dBuV/m)	Margin (dB)	UNII Non-Restricted (dBuV/m)	Margin (dB)	Azimuth (Degs)	Height (cm)	Polarity
1	6.515	25.38	PK	35.3	-22.3	0	38.38	-	-	-	-	68.2	-29.82	0-360	250	H
4	* 11.004	19.96	PK	38	-16	0	41.96	-	-	74	-32.04	-	-	0-360	150	H
5	16.502	19.75	PK	41	-14.4	0	46.35	-	-	-	-	68.2	-21.85	0-360	250	H
2	6.534	25.06	PK	35.3	-22.4	0	37.96	-	-	-	-	68.2	-30.24	0-360	250	V
3	* 10.999	20.29	PK	38	-16	0	42.29	-	-	74	-31.71	-	-	0-360	150	V
6	16.496	20.04	PK	41	-14.5	0	46.54	-	-	-	-	68.2	-21.66	0-360	250	V

* - indicates frequency in CFR15.205/IC7.2.2 Restricted Band

PK – Peak Detector

Note: Only peak measurement was performed. Because peak measurement result of unwanted emission is less than average limit (54dBuV/m).

UL Korea, Ltd. Confidential
This report shall not be reproduced except in full, without the written approval of UL Korea, Ltd.

MID CHANNEL HORIZONTAL

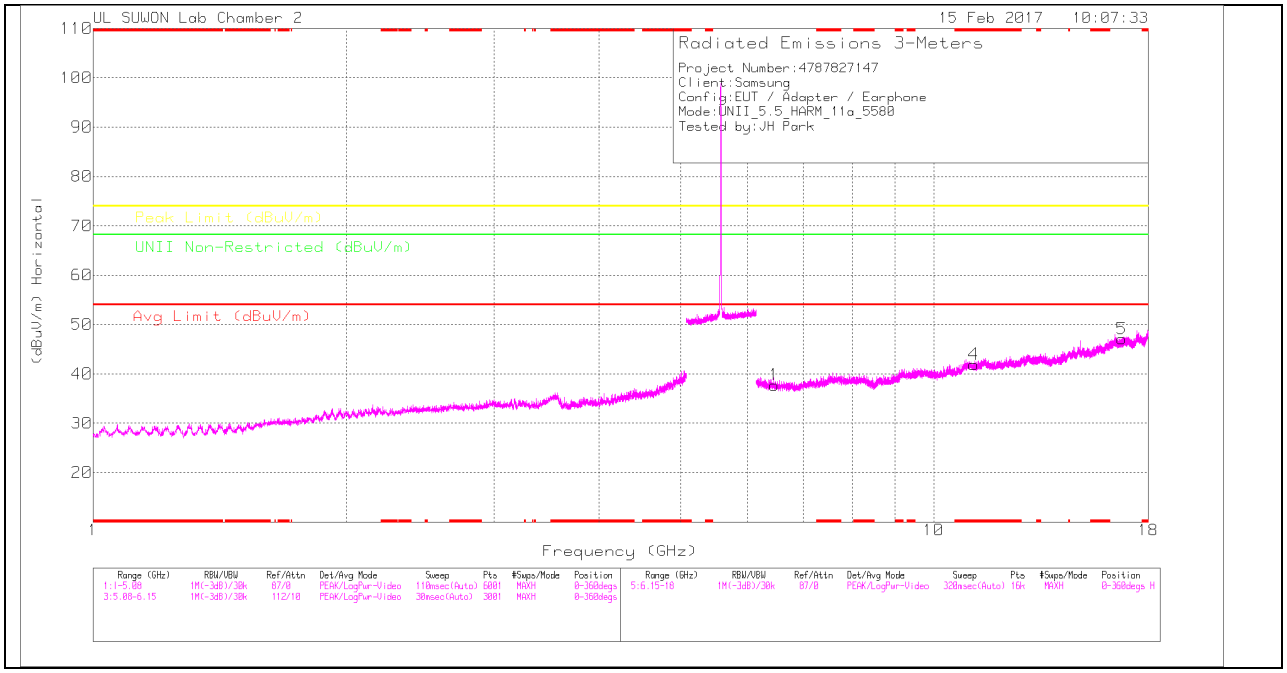

MID CHANNEL VERTICAL

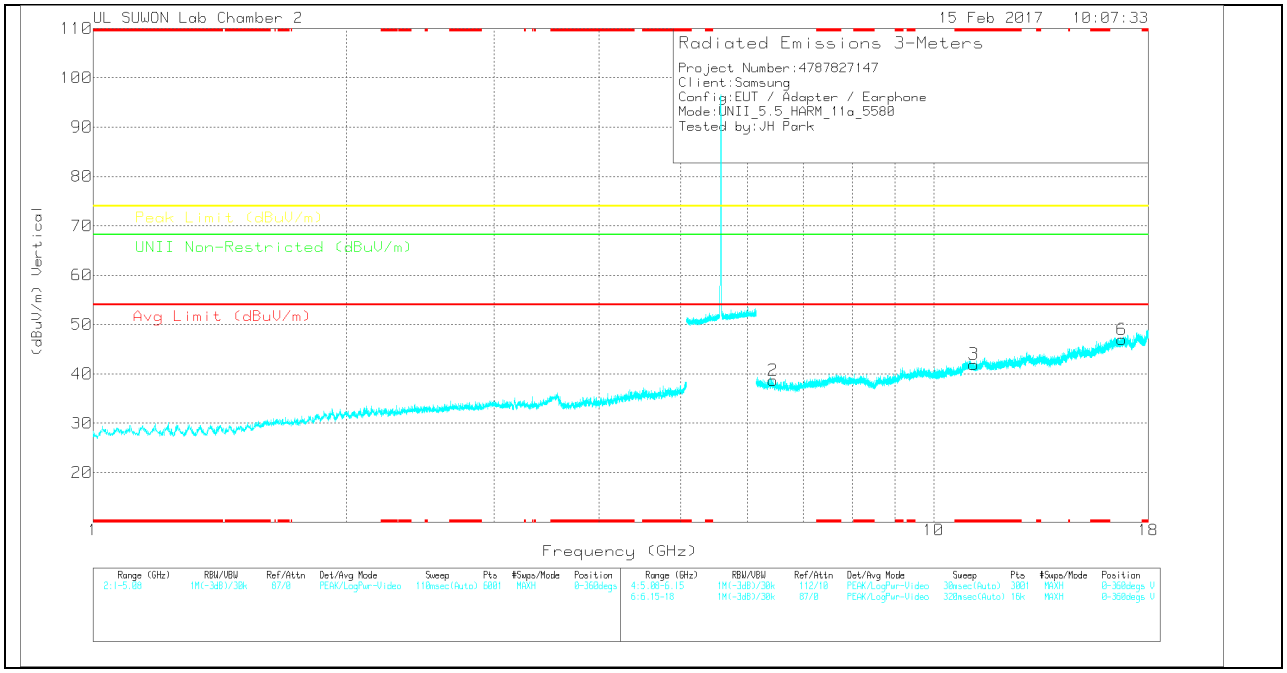

Note: Emission was scanned up to 40GHz; No emissions were detected above the noise floor which was at least 20dB below the specification limit.

UL Korea, Ltd. Confidential
This report shall not be reproduced except in full, without the written approval of UL Korea, Ltd.

MID CHANNEL DATA

Trace Markers

Marker	Frequency (GHz)	Meter Reading (dBuV)	Det	3117(00168724)_150619	6GHz_HP[dB]	DC Corr (dB)	Corrected Reading (dBuV/m)	Avg Limit (dBuV/m)	Margin (dB)	Peak Limit (dBuV/m)	Margin (dB)	UNII Non-Restricted (dBuV/m)	Margin (dB)	Azimuth (Degs)	Height (cm)	Polarity
1	6.463	24.35	PK	35.2	-21.8	0	37.75	-	-	-	-	68.2	-30.45	0-360	150	H
4	* 11.162	20.02	PK	38.1	-16.2	0	41.92	-	-	74	-32.08	-	-	0-360	150	H
5	16.743	19.77	PK	41	-13.7	0	47.07	-	-	-	-	68.2	-21.13	0-360	250	H
2	6.444	25.11	PK	35.2	-21.6	0	38.71	-	-	-	-	68.2	-29.49	0-360	250	V
3	* 11.16	20.04	PK	38.1	-16.2	0	41.94	-	-	74	-32.06	-	-	0-360	150	V
6	16.745	19.56	PK	41	-13.6	0	46.96	-	-	-	-	68.2	-21.24	0-360	150	V

* - indicates frequency in CFR15.205/IC7.2.2 Restricted Band

PK – Peak Detector

Note: Only peak measurement was performed. Because peak measurement result of unwanted emission is less than average limit (54dBuV/m).

UL Korea, Ltd. Confidential
This report shall not be reproduced except in full, without the written approval of UL Korea, Ltd.

HIGH CHANNEL HORIZONTAL

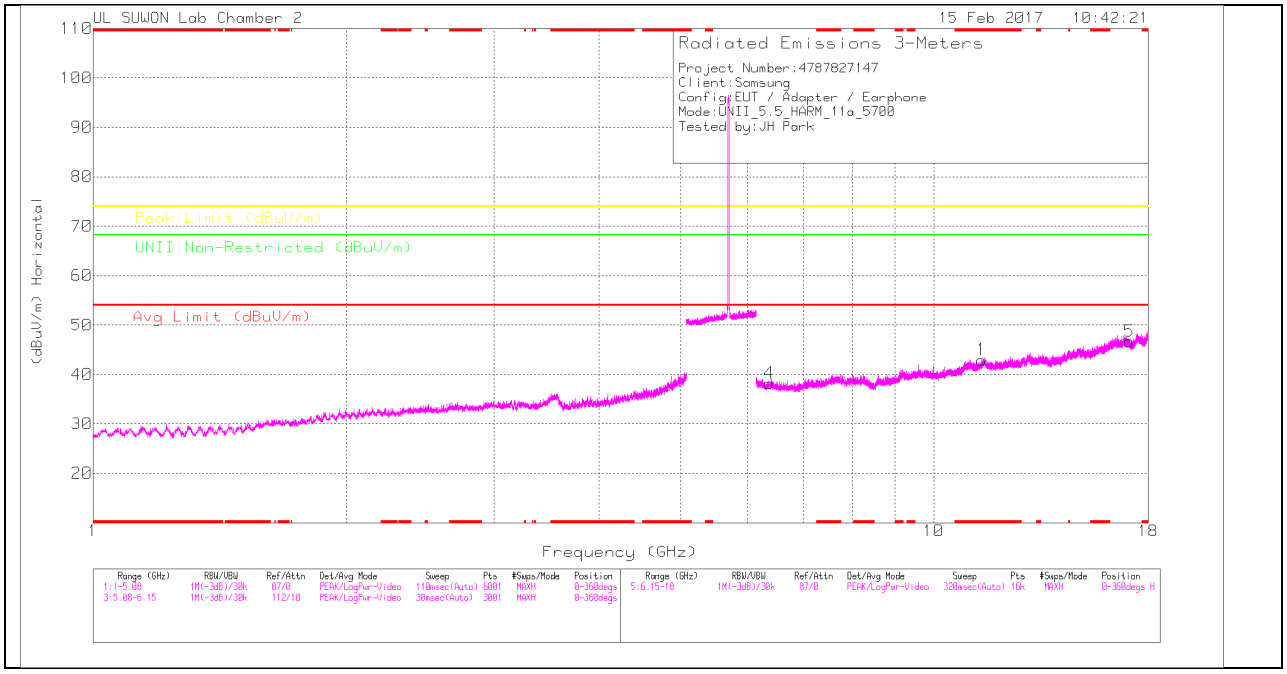

HIGH CHANNEL VERTICAL

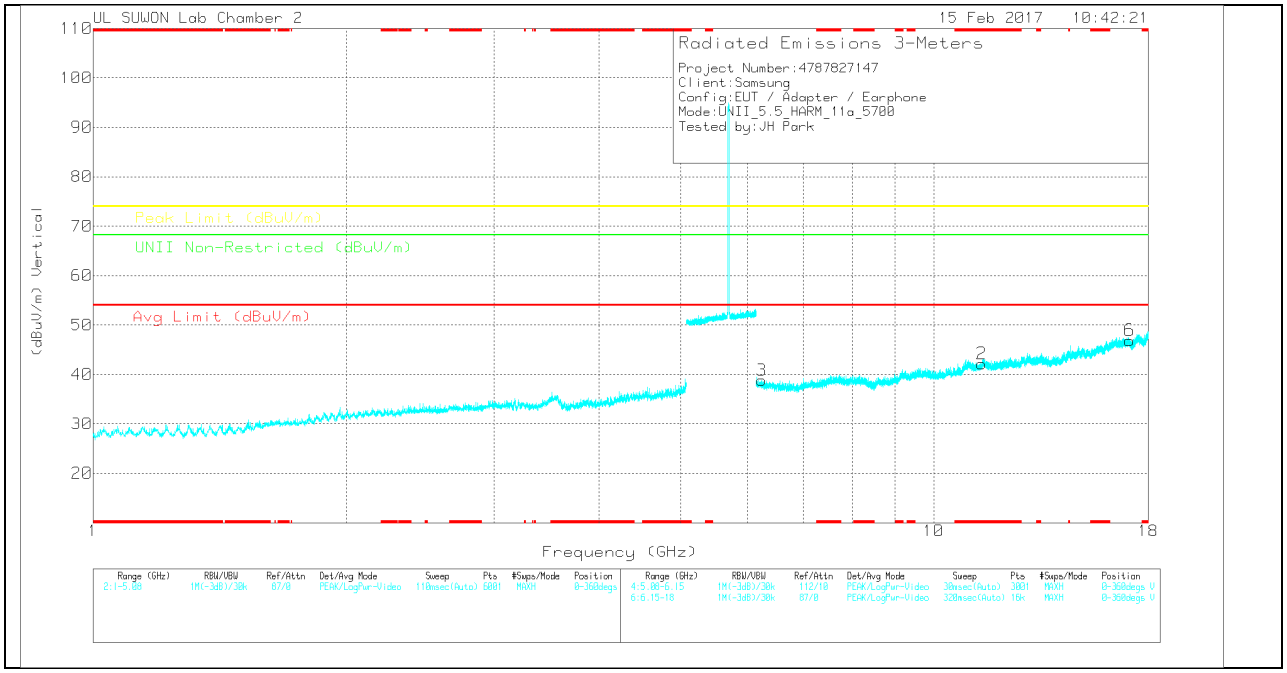

Note: Emission was scanned up to 40GHz; No emissions were detected above the noise floor which was at least 20dB below the specification limit.

UL Korea, Ltd. Confidential
This report shall not be reproduced except in full, without the written approval of UL Korea, Ltd.

HIGH CHANNEL DATA

Trace Markers

Marker	Frequency (GHz)	Meter Reading (dBuV)	Det	3117(00168724)_150619	6GHz_HP[dB]	DC Corr (dB)	Corrected Reading (dBuV/m)	Avg Limit (dBuV/m)	Margin (dB)	Peak Limit (dBuV/m)	Margin (dB)	UNII Non-Restricted (dBuV/m)	Margin (dB)	Azimuth (Degs)	Height (cm)	Polarity
1	* 11.401	20.35	PK	38.3	-15.7	0	42.95	-	-	74	-31.05	-	-	0-360	150	H
4	6.371	25.32	PK	35.1	-22.2	0	38.22	-	-	-	-	68.2	-29.98	0-360	150	H
5	17.102	19.08	PK	41.1	-13.5	0	46.68	-	-	-	-	68.2	-21.52	0-360	250	H
2	* 11.4	19.46	PK	38.3	-15.6	0	42.16	-	-	74	-31.84	-	-	0-360	150	V
3	6.243	25.61	PK	35	-21.8	0	38.81	-	-	-	-	68.2	-29.39	0-360	150	V
6	17.103	19.29	PK	41.1	-13.5	0	46.89	-	-	-	-	68.2	-21.31	0-360	250	V

* - indicates frequency in CFR15.205/IC7.2.2 Restricted Band

PK – Peak Detector

Note: Only peak measurement was performed. Because peak measurement result of unwanted emission is less than average limit (54dBuV/m).

UL Korea, Ltd. Confidential
This report shall not be reproduced except in full, without the written approval of UL Korea, Ltd.

10.3.2. TX ABOVE 1GHz 802.11n HT20 2Tx CDD MODE IN THE 5.5GHz BAND RESTRICTED BANDEDGE (LOW CHANNEL)

HORIZONTAL PEAK AND AVERAGE PLOT

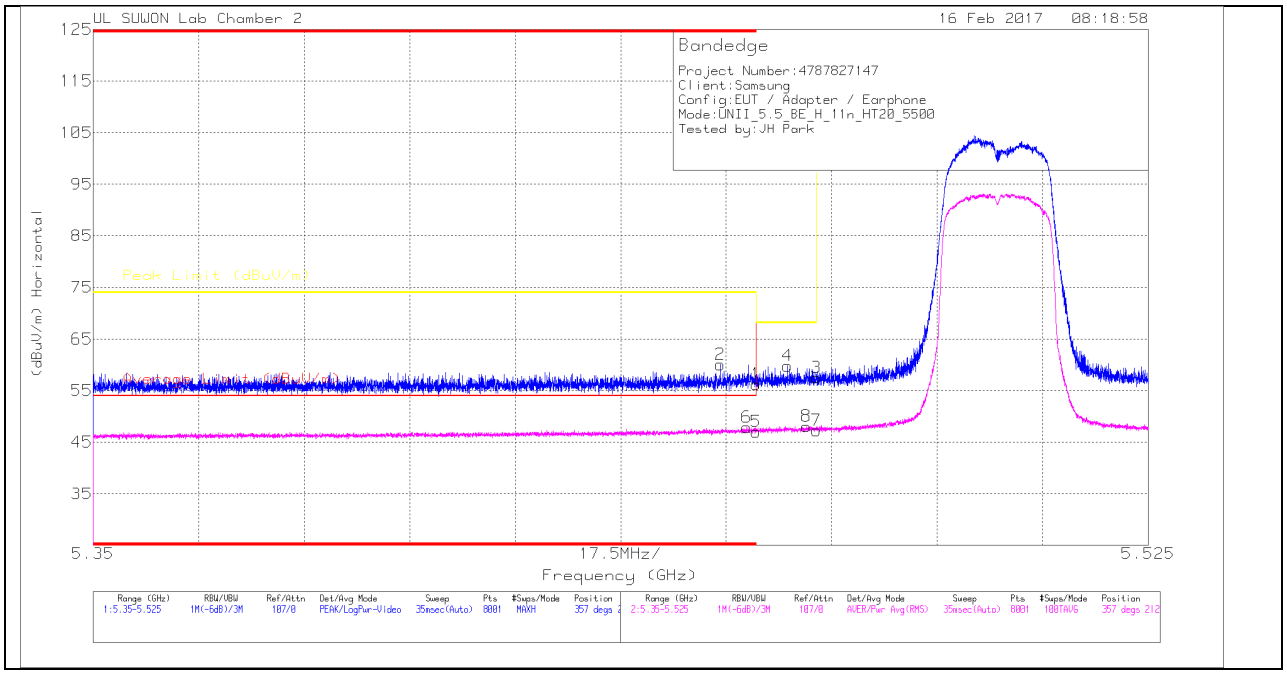

HORIZONTAL DATA

Trace Markers

Marker	Frequency (GHz)	Meter Reading (dBuV)	Det	3117(00168724)_150619	10dB[dB]	DC Corr (dB)	Corrected Reading (dBuV/m)	Average Limit (dBuV/m)	Margin (dB)	Peak Limit (dBuV/m)	PK Margin (dB)	Azimuth (Degs)	Height (cm)	Polarity
1	* 5.46	36.76	Pk	34.5	-15	0	56.26	-	-	74	-17.74	357	212	H
2	* 5.454	40.65	Pk	34.5	-15.1	0	60.05	-	-	74	-13.95	357	212	H
3	5.47	38.01	Pk	34.5	-15	0	57.51	-	-	68.2	-10.69	357	212	H
4	5.465	40.41	Pk	34.5	-15.1	0	59.81	-	-	68.2	-8.39	357	212	H
5	* 5.46	27.3	RMS	34.5	-15	.24	47.04	54	-6.96	-	-	357	212	H
6	* 5.458	28.25	RMS	34.5	-15.1	.24	47.89	54	-6.11	-	-	357	212	H

* - indicates frequency in CFR15.205/IC7.2.2 Restricted Band

Pk - Peak detector

RMS - RMS detection

UL Korea, Ltd. Confidential
This report shall not be reproduced except in full, without the written approval of UL Korea, Ltd.

VERTICAL PEAK AND AVERAGE PLOT

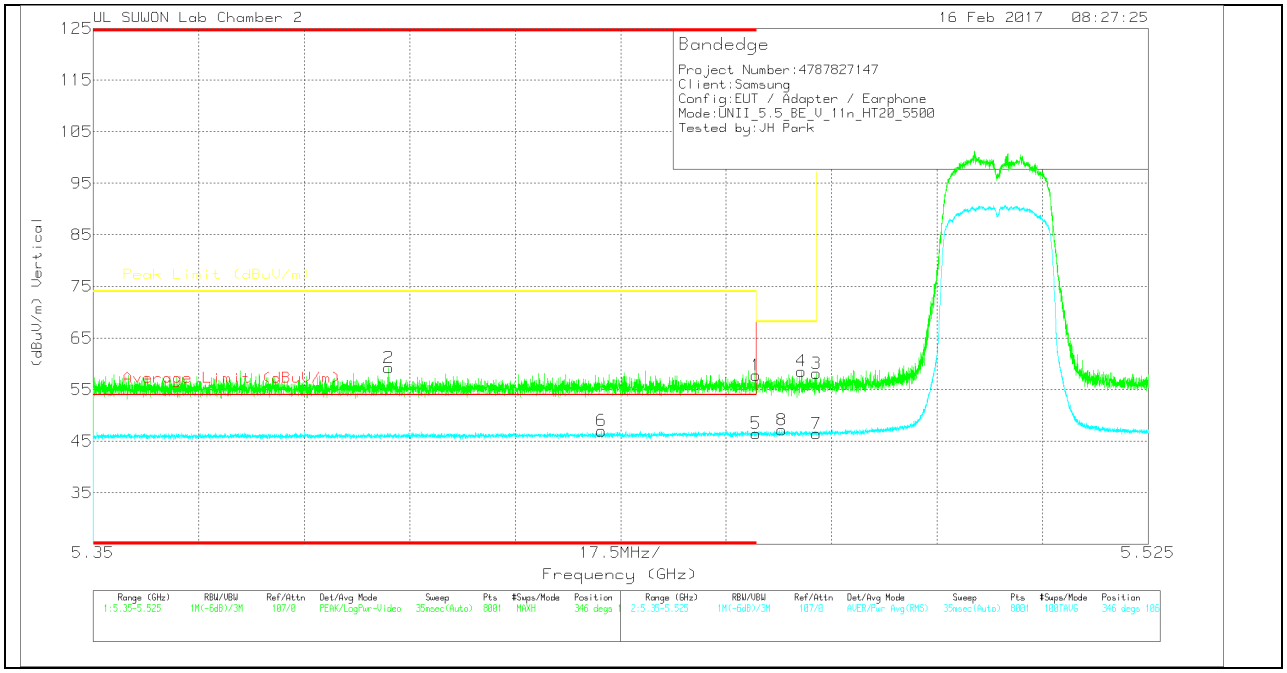

VERTICAL DATA

Trace Markers

Marker	Frequency (GHz)	Meter Reading (dBuV)	Det	3117(00168724)_150619	10dB[dB]	DC Corr (dB)	Corrected Reading (dBuV/m)	Average Limit (dBuV/m)	Margin (dB)	Peak Limit (dBuV/m)	PK Margin (dB)	Azimuth (Degs)	Height (cm)	Polarity
1	* 5.46	38.28	Pk	34.5	-15	0	57.78	-	-	74	-16.22	346	106	V
2	* 5.399	40.02	Pk	34.4	-15.2	0	59.22	-	-	74	-14.78	346	106	V
3	5.47	38.66	Pk	34.5	-15	0	58.16	-	-	68.2	-10.04	346	106	V
4	5.467	39.18	Pk	34.5	-15.1	0	58.58	-	-	68.2	-9.62	346	106	V
5	* 5.46	26.75	RMS	34.5	-15	.24	46.49	54	-7.51	-	-	346	106	V
6	* 5.434	27.38	RMS	34.5	-15.1	.24	47.02	54	-6.98	-	-	346	106	V

* - indicates frequency in CFR15.205/IC7.2.2 Restricted Band

Pk - Peak detector

RMS - RMS detection

UL Korea, Ltd. Confidential
This report shall not be reproduced except in full, without the written approval of UL Korea, Ltd.

AUTHORIZED BANDEDGE (HIGH CHANNEL)

HORIZONTAL PEAK AND AVERAGE PLOT

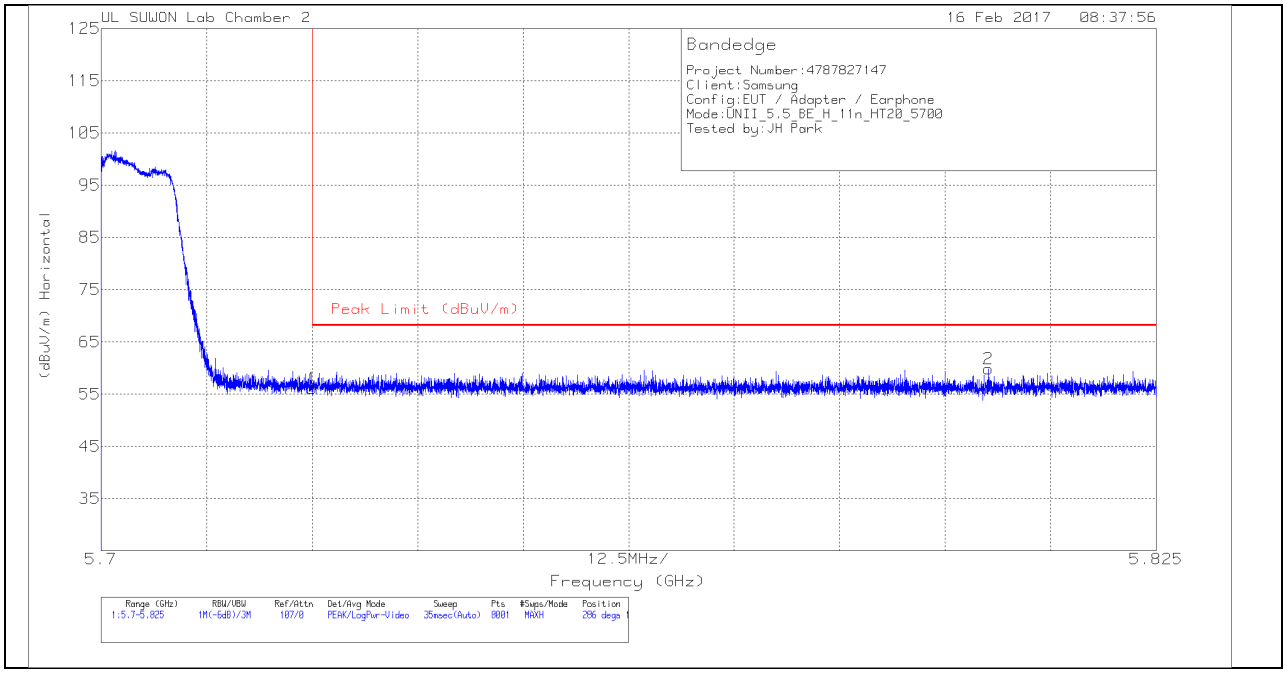

HORIZONTAL DATA

Trace Markers

Marker	Frequency (GHz)	Meter Reading (dBuV)	Det	3117(00168724)_150619	10dB[dB]	DC Corr (dB)	Corrected Reading (dBuV/m)	Peak Limit (dBuV/m)	PK Margin (dB)	Azimuth (Degs)	Height (cm)	Polarity
1	5.725	35.88	Pk	34.7	-14.5	0	56.08	68.2	-12.12	286	147	H
2	5.805	39.52	Pk	34.7	-14.4	0	59.82	68.2	-8.38	286	147	H

Pk - Peak detector

UL Korea, Ltd. Confidential
This report shall not be reproduced except in full, without the written approval of UL Korea, Ltd.

VERTICAL PEAK AND AVERAGE PLOT

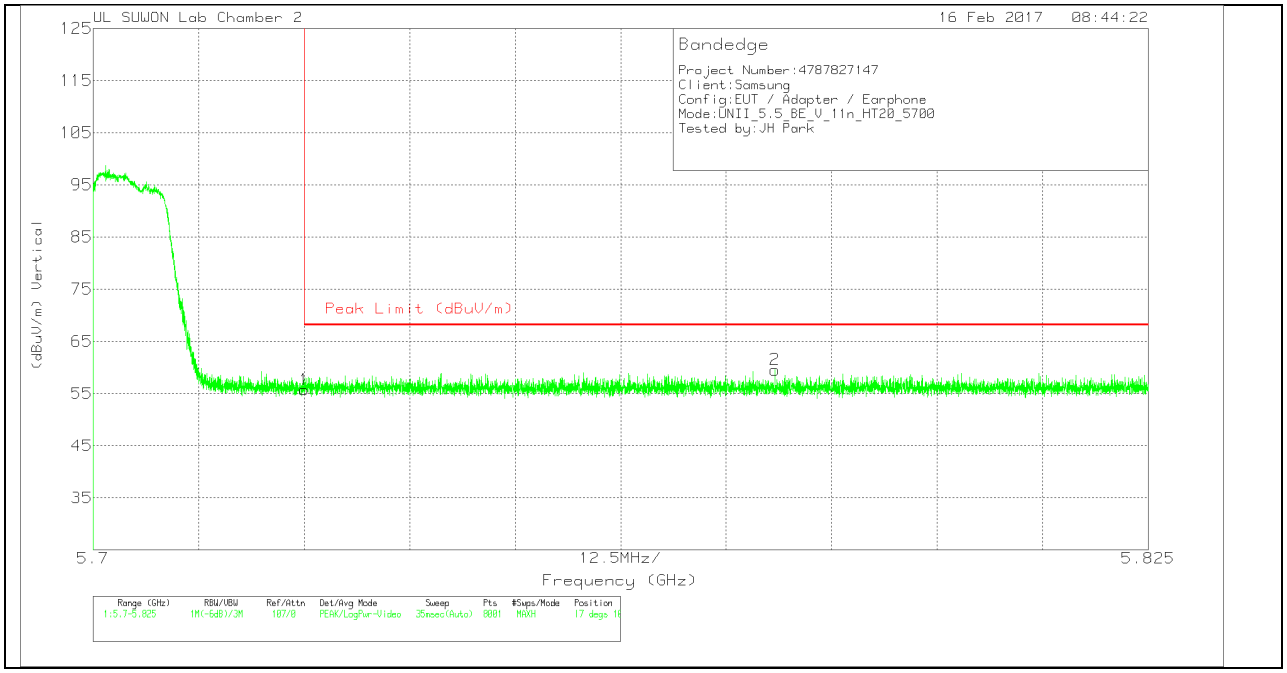

VERTICAL DATA

Trace Markers

Marker	Frequency (GHz)	Meter Reading (dBuV)	Det	3117(00168724)_150619	10dB[dB]	DC Corr (dB)	Corrected Reading (dBuV/m)	Peak Limit (dBuV/m)	PK Margin (dB)	Azimuth (Degs)	Height (cm)	Polarity
1	5.725	35.55	Pk	34.7	-14.5	0	55.75	68.2	-12.45	17	109	V
2	5.781	39.25	Pk	34.7	-14.4	0	59.55	68.2	-8.65	17	109	V

Pk - Peak detector

UL Korea, Ltd. Confidential
This report shall not be reproduced except in full, without the written approval of UL Korea, Ltd.

HARMONICS AND SPURIOUS EMISSIONS

LOW CHANNEL HORIZONTAL

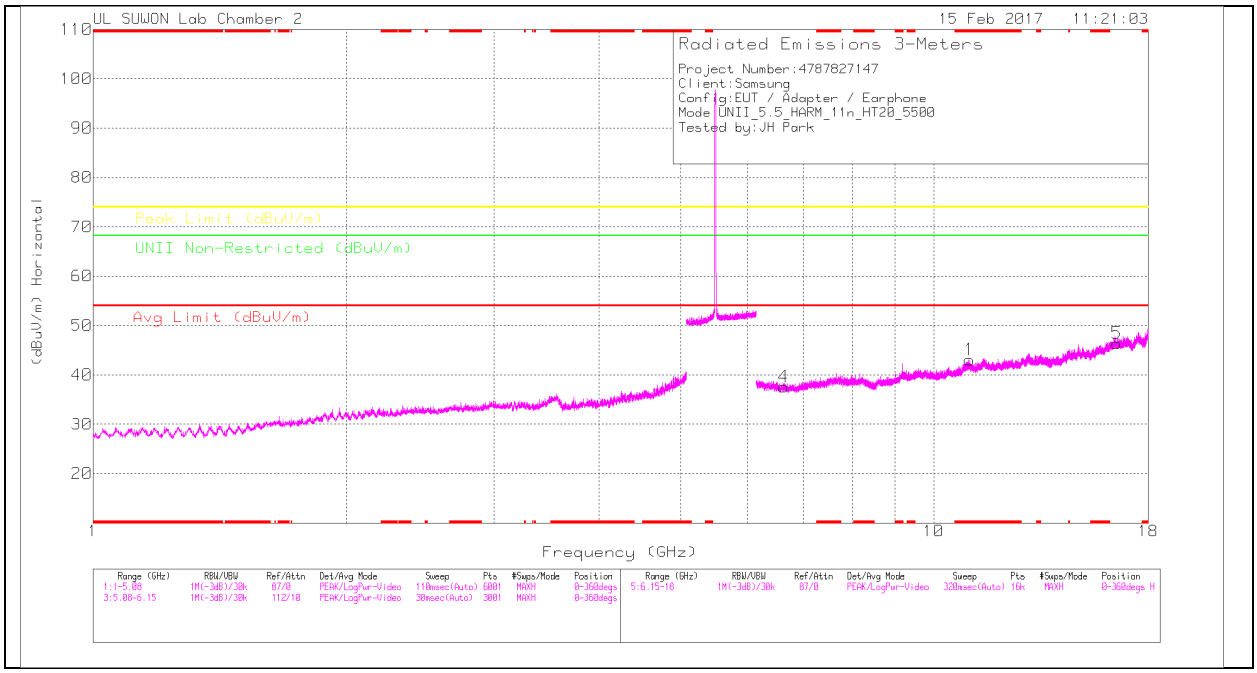

LOW CHANNEL VERTICAL

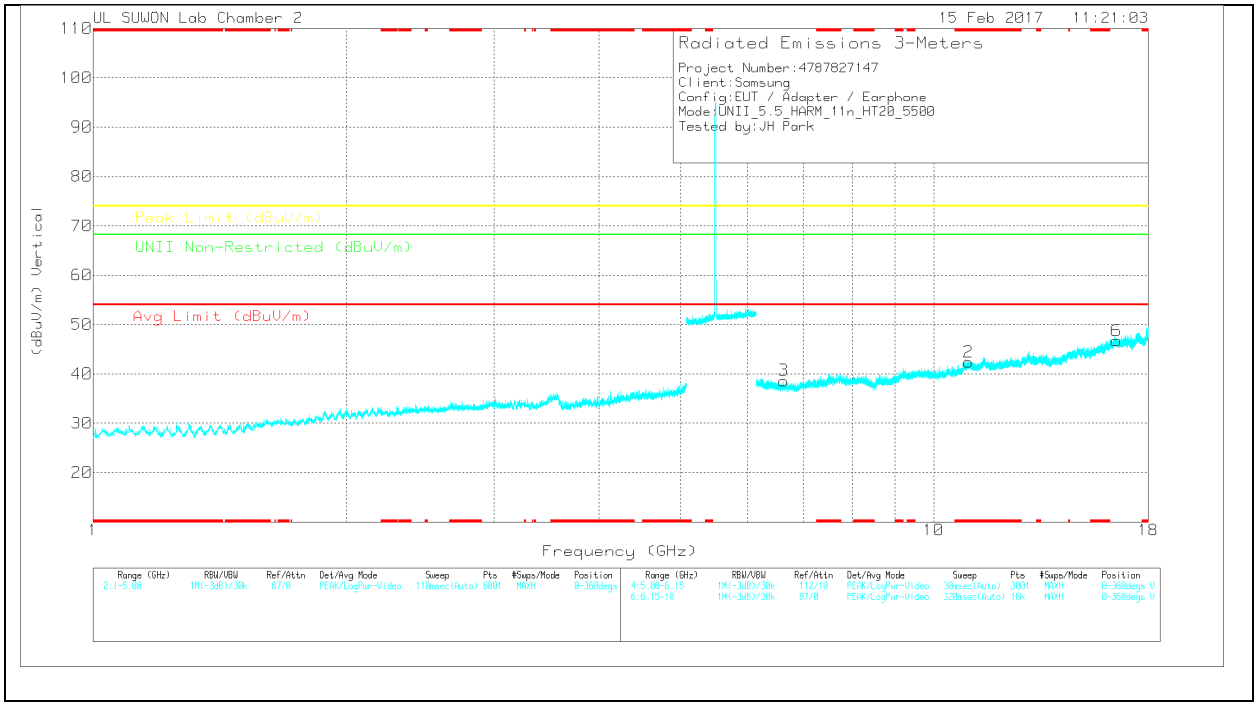

Note: Emission was scanned up to 40GHz; No emissions were detected above the noise floor which was at least 20dB below the specification limit.

UL Korea, Ltd. Confidential
This report shall not be reproduced except in full, without the written approval of UL Korea, Ltd.

LOW CHANNEL DATA

Trace Markers

Marker	Frequency (GHz)	Meter Reading (dBuV)	Det	3117(00168724)_150619	6GHz_HP[dB]	DC Corr (dB)	Corrected Reading (dBuV/m)	Avg Limit (dBuV/m)	Margin (dB)	Peak Limit (dBuV/m)	Margin (dB)	UNII Non-Restricted (dBuV/m)	Margin (dB)	Azimuth (Degs)	Height (cm)	Polarity
1	* 11.029	21.26	PK	38	-16.2	0	43.06	-	-	74	-30.94	-	-	0-360	250	H
4	6.631	24.09	PK	35.3	-21.8	0	37.59	-	-	-	-	68.2	-30.61	0-360	250	H
5	16.503	19.79	PK	41	-14.4	0	46.39	-	-	-	-	68.2	-21.81	0-360	150	H
2	* 11.006	20.39	PK	38	-16	0	42.39	-	-	74	-31.61	-	-	0-360	150	V
3	6.628	25.14	PK	35.3	-21.8	0	38.64	-	-	-	-	68.2	-29.56	0-360	250	V
6	16.5	20.12	PK	41	-14.4	0	46.72	-	-	-	-	68.2	-21.48	0-360	250	V

* - indicates frequency in CFR15.205/IC7.2.2 Restricted Band

PK – Peak Detector

Note: Only peak measurement was performed. Because peak measurement result of unwanted emission is less than average limit (54dBuV/m).

UL Korea, Ltd. Confidential
This report shall not be reproduced except in full, without the written approval of UL Korea, Ltd.

MID CHANNEL HORIZONTAL

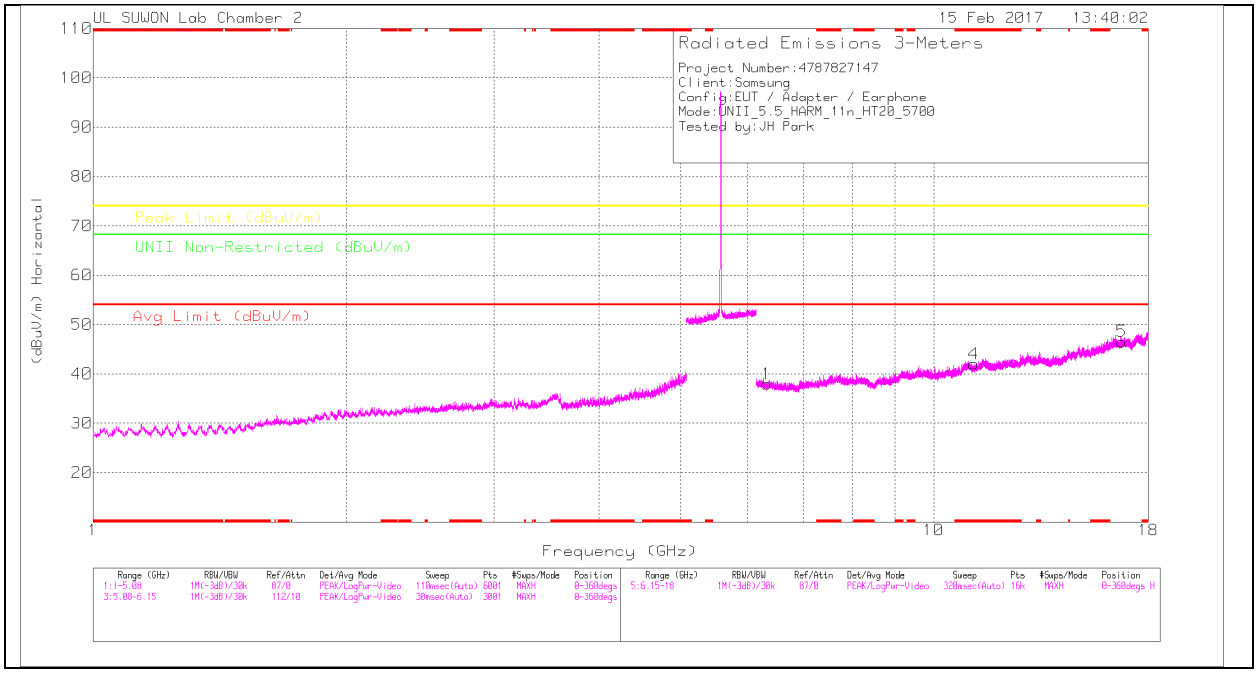

MID CHANNEL VERTICAL

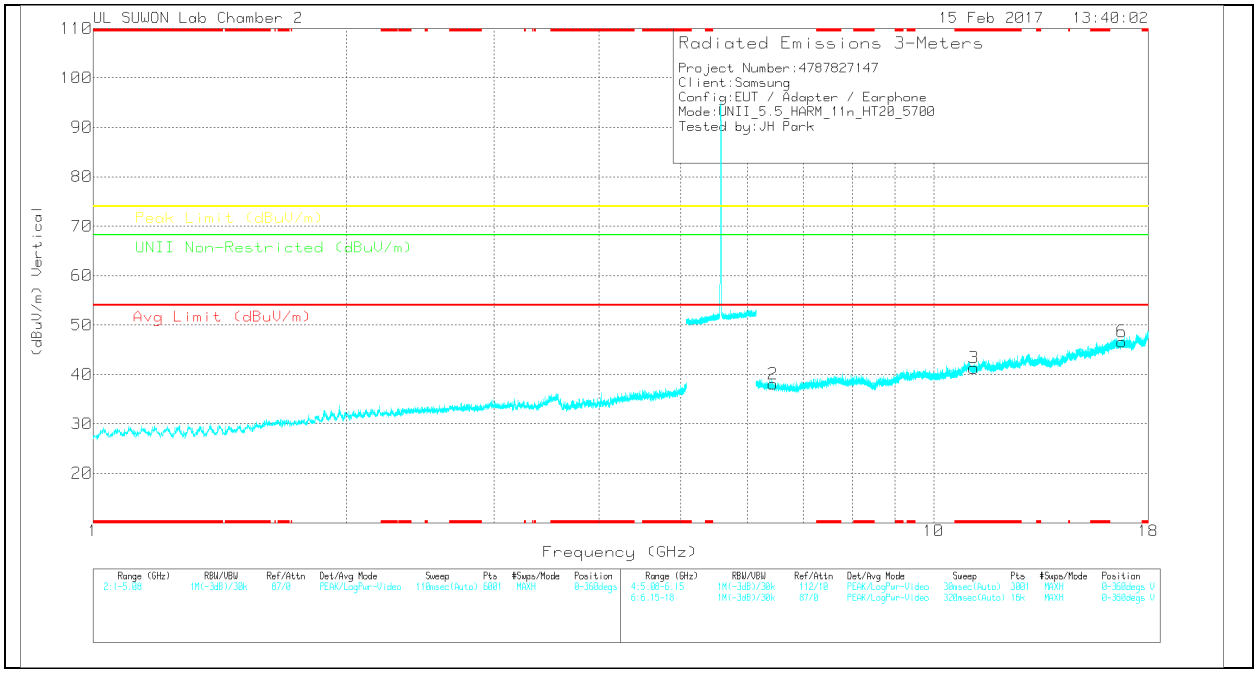

Note: Emission was scanned up to 40GHz; No emissions were detected above the noise floor which was at least 20dB below the specification limit.

UL Korea, Ltd. Confidential
This report shall not be reproduced except in full, without the written approval of UL Korea, Ltd.

MID CHANNEL DATA

Trace Markers

Marker	Frequency (GHz)	Meter Reading (dBuV)	Det	3117(00168724)_150619	6GHz_HP[dB]	DC Corr (dB)	Corrected Reading (dBuV/m)	Avg Limit (dBuV/m)	Margin (dB)	Peak Limit (dBuV/m)	Margin (dB)	UNII Non-Restricted (dBuV/m)	Margin (dB)	Azimuth (Degs)	Height (cm)	Polarity
1	6.334	25.43	PK	35.1	-22.6	0	37.93	-	-	-	-	68.2	-30.27	0-360	250	H
4	* 11.164	20.19	PK	38.1	-16.3	0	41.99	-	-	74	-32.01	-	-	0-360	150	H
5	16.739	19.33	PK	41	-13.8	0	46.53	-	-	-	-	68.2	-21.67	0-360	150	H
2	6.442	24.44	PK	35.2	-21.6	0	38.04	-	-	-	-	68.2	-30.16	0-360	250	V
3	* 11.162	19.43	PK	38.1	-16.2	0	41.33	-	-	74	-32.67	-	-	0-360	150	V
6	16.737	19.43	PK	41	-13.8	0	46.63	-	-	-	-	68.2	-21.57	0-360	150	V

* - indicates frequency in CFR15.205/IC7.2.2 Restricted Band

PK – Peak Detector

Note: Only peak measurement was performed. Because peak measurement result of unwanted emission is less than average limit (54dBuV/m).

UL Korea, Ltd. Confidential
This report shall not be reproduced except in full, without the written approval of UL Korea, Ltd.

HIGH CHANNEL HORIZONTAL

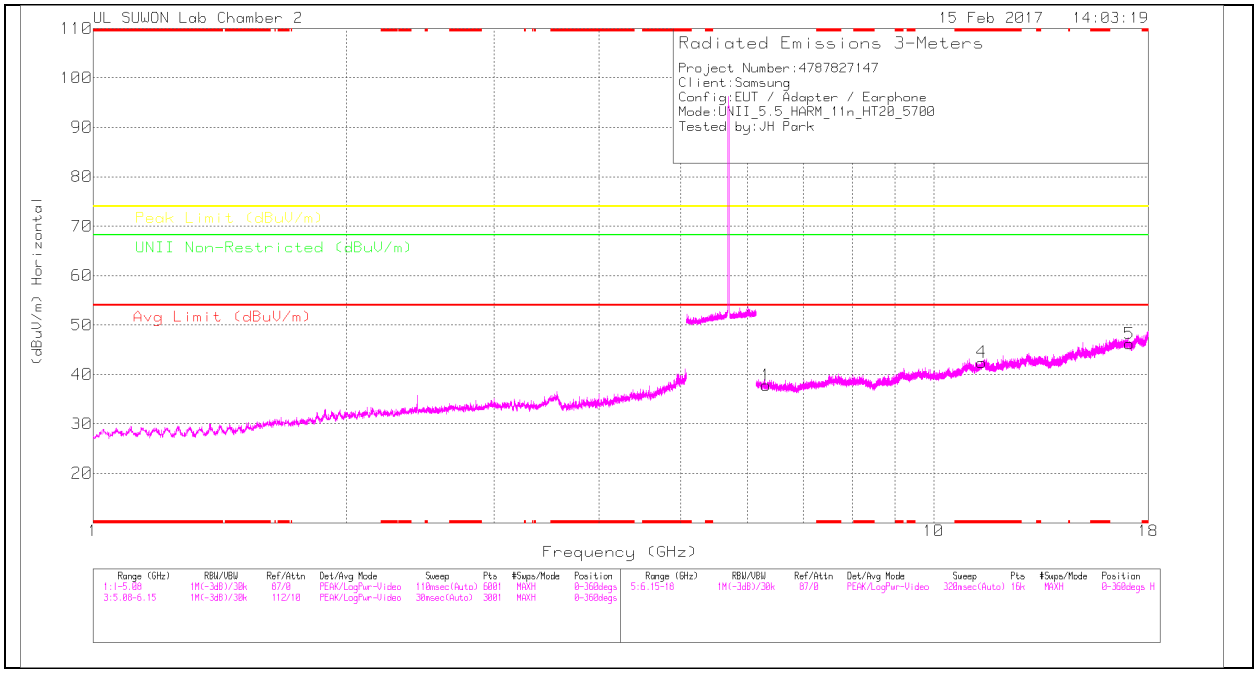

HIGH CHANNEL VERTICAL

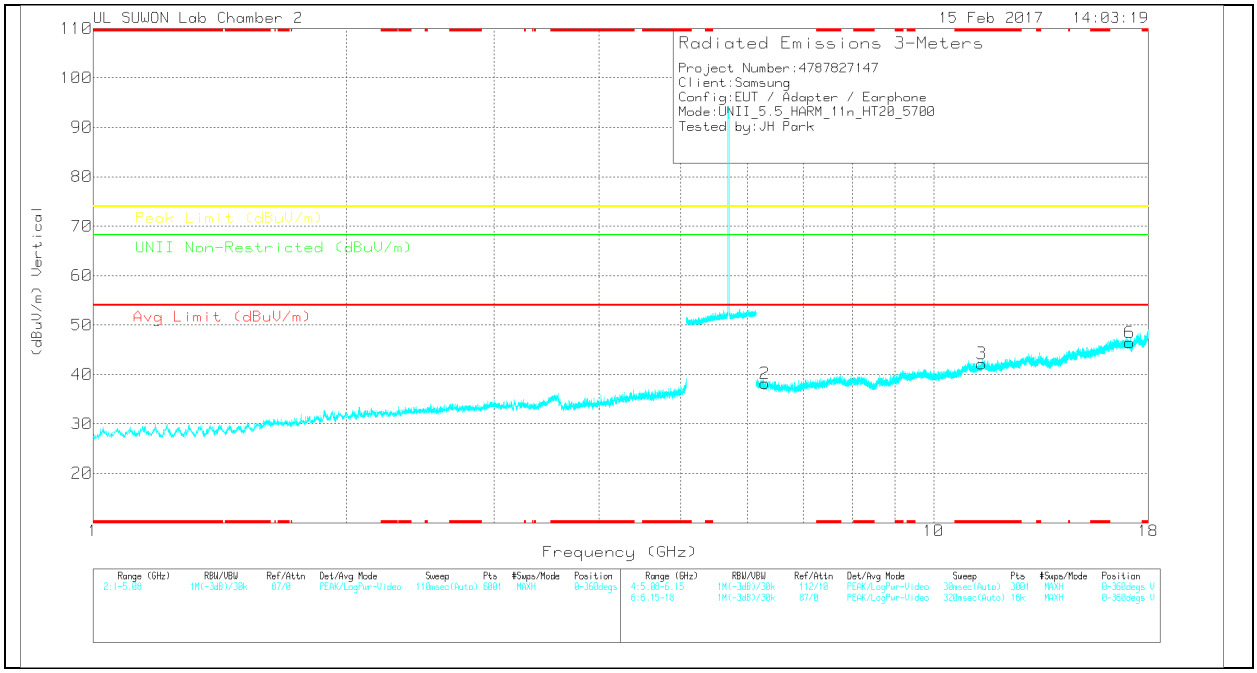

Note: Emission was scanned up to 40GHz; No emissions were detected above the noise floor which was at least 20dB below the specification limit.

UL Korea, Ltd. Confidential
This report shall not be reproduced except in full, without the written approval of UL Korea, Ltd.

HIGH CHANNEL DATA

Trace Markers

Marker	Frequency (GHz)	Meter Reading (dBuV)	Det	3117(00168724)_150619	6GHz_HP[dB]	DC Corr (dB)	Corrected Reading (dBuV/m)	Avg Limit (dBuV/m)	Margin (dB)	Peak Limit (dBuV/m)	Margin (dB)	UNII Non-Restricted (dBuV/m)	Margin (dB)	Azimuth (Degs)	Height (cm)	Polarity
1	6.316	25.21	PK	35.1	-22.5	0	37.81	-	-	-	-	68.2	-30.39	0-360	150	H
4	* 11.398	19.75	PK	38.3	-15.6	0	42.45	-	-	74	-31.55	-	-	0-360	150	H
5	17.102	18.6	PK	41.1	-13.5	0	46.2	-	-	-	-	68.2	-22	0-360	150	H
2	6.298	25.37	PK	35.1	-22.3	0	38.17	-	-	-	-	68.2	-30.03	0-360	150	V
3	* 11.4	19.49	PK	38.3	-15.6	0	42.19	-	-	74	-31.81	-	-	0-360	150	V
6	17.105	18.87	PK	41.1	-13.5	0	46.47	-	-	-	-	68.2	-21.73	0-360	150	V

* - indicates frequency in CFR15.205/IC7.2.2 Restricted Band

PK – Peak Detector

Note: Only peak measurement was performed. Because peak measurement result of unwanted emission is less than average limit (54dBuV/m).

UL Korea, Ltd. Suwon Laboratory FORM ID: FCC_15E
218 Maeyeong-ro, Yeongtong-gu, Suwon-si, Gyeonggi-do, 16675 Korea TEL: (031) 337-9902,FAX: (031) 213-5433
UL Korea, Ltd. Confidential
This report shall not be reproduced except in full, without the written approval of UL Korea, Ltd.

10.3.3. TX ABOVE 1GHz 802.11n HT40 2Tx CDD MODE IN THE 5.5GHz BAND RESTRICTED BANDEDGE (LOW CHANNEL)

HORIZONTAL PEAK AND AVERAGE PLOT

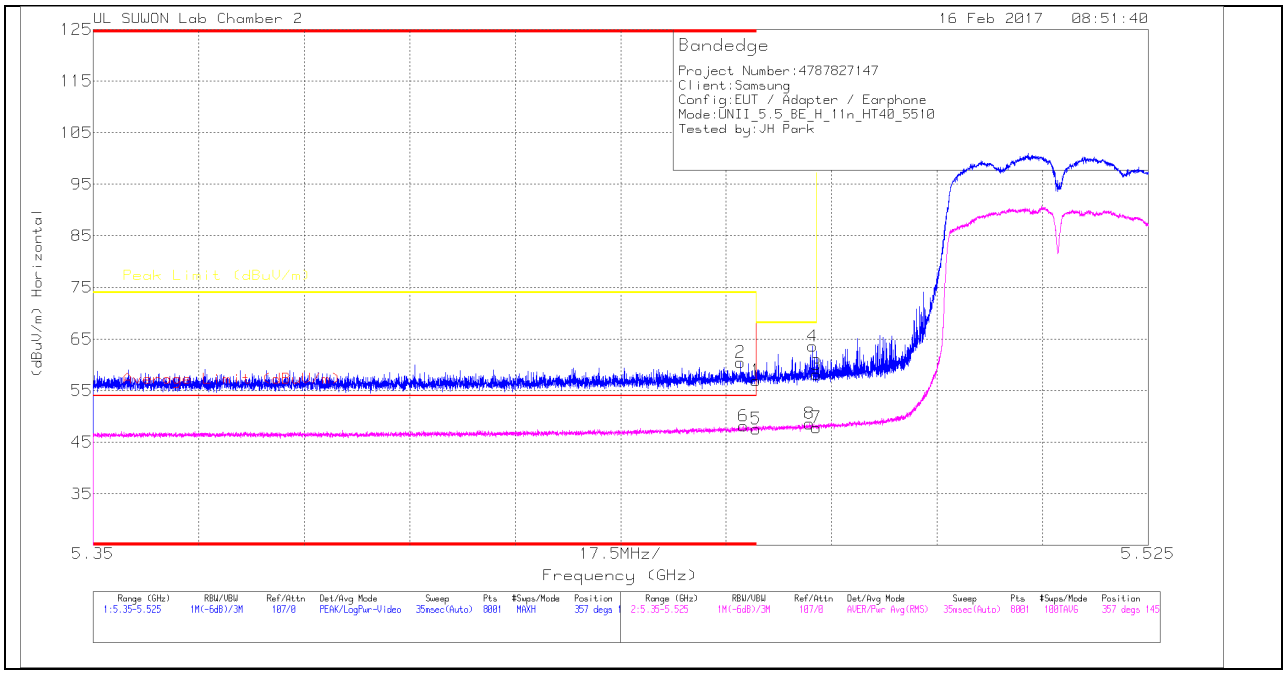

HORIZONTAL DATA

Trace Markers

Marker	Frequency (GHz)	Meter Reading (dBuV)	Det	3117(00168724)_150619	10dB[dB]	DC Corr (dB)	Corrected Reading (dBuV/m)	Average Limit (dBuV/m)	Margin (dB)	Peak Limit (dBuV/m)	PK Margin (dB)	Azimuth (Degs)	Height (cm)	Polarity
1	* 5.46	37.48	Pk	34.5	-15	0	56.98	-	-	74	-17.02	357	145	H
2	* 5.457	41.08	Pk	34.5	-15.1	0	60.48	-	-	74	-13.52	357	145	H
3	5.47	38.67	Pk	34.5	-15	0	58.17	-	-	68.2	-10.03	357	145	H
4	5.469	44.14	Pk	34.5	-15	0	63.64	-	-	68.2	-4.56	357	145	H
5	* 5.46	27.64	RMS	34.5	-15	.47	47.61	54	-6.39	-	-	357	145	H
6	* 5.458	28.29	RMS	34.5	-15.1	.47	48.16	54	-5.84	-	-	357	145	H

* - indicates frequency in CFR15.205/IC7.2.2 Restricted Band

Pk - Peak detector

RMS - RMS detection

UL Korea, Ltd. Confidential
This report shall not be reproduced except in full, without the written approval of UL Korea, Ltd.

VERTICAL PEAK AND AVERAGE PLOT

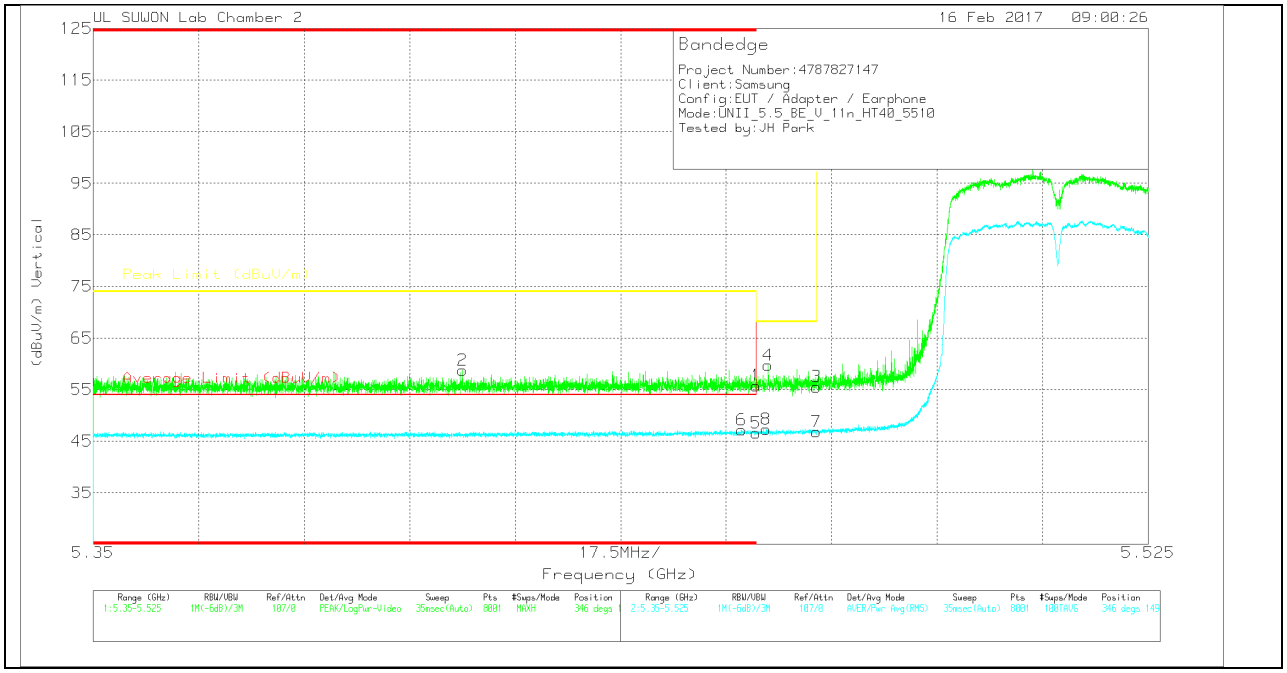

VERTICAL DATA

Trace Markers

Marker	Frequency (GHz)	Meter Reading (dBuV)	Det	3117(00168724)_150619	10dB[dB]	DC Corr (dB)	Corrected Reading (dBuV/m)	Average Limit (dBuV/m)	Margin (dB)	Peak Limit (dBuV/m)	PK Margin (dB)	Azimuth (Degs)	Height (cm)	Polarity
1	* 5.46	36.28	Pk	34.5	-15	0	55.78	-	-	74	-18.22	346	149	V
2	* 5.411	39.54	Pk	34.4	-15.2	0	58.74	-	-	74	-15.26	346	149	V
3	5.47	36.04	Pk	34.5	-15	0	55.54	-	-	68.2	-12.66	346	149	V
4	5.462	40.22	Pk	34.5	-15	0	59.72	-	-	68.2	-8.48	346	149	V
5	* 5.46	26.59	RMS	34.5	-15	.47	46.56	54	-7.44	-	-	346	149	V
6	* 5.458	27.31	RMS	34.5	-15.1	.47	47.18	54	-6.82	-	-	346	149	V

* - indicates frequency in CFR15.205/IC7.2.2 Restricted Band

Pk - Peak detector

RMS - RMS detection

UL Korea, Ltd. Confidential
This report shall not be reproduced except in full, without the written approval of UL Korea, Ltd.

AUTHORIZED BANDEDGE (HIGH CHANNEL)

HORIZONTAL PEAK AND AVERAGE PLOT

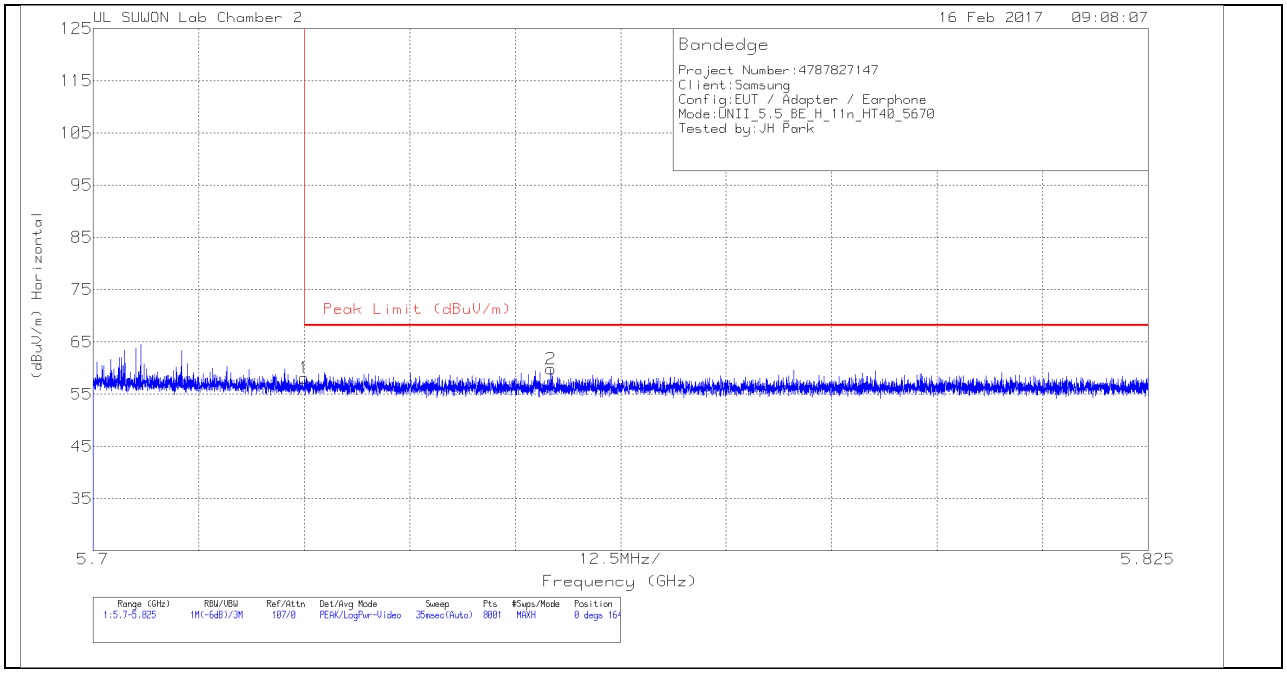

HORIZONTAL DATA

Trace Markers

Marker	Frequency (GHz)	Meter Reading (dBuV)	Det	3117(00168724)_150619	10dB[dB]	DC Corr (dB)	Corrected Reading (dBuV/m)	Peak Limit (dBuV/m)	PK Margin (dB)	Azimuth (Degs)	Height (cm)	Polarity
1	5.725	37.91	Pk	34.7	-14.5	0	58.11	68.2	-10.09	0	164	H
2	5.754	39.54	Pk	34.7	-14.4	0	59.84	68.2	-8.36	0	164	H

Pk - Peak detector

UL Korea, Ltd. Confidential
This report shall not be reproduced except in full, without the written approval of UL Korea, Ltd.

VERTICAL PEAK AND AVERAGE PLOT

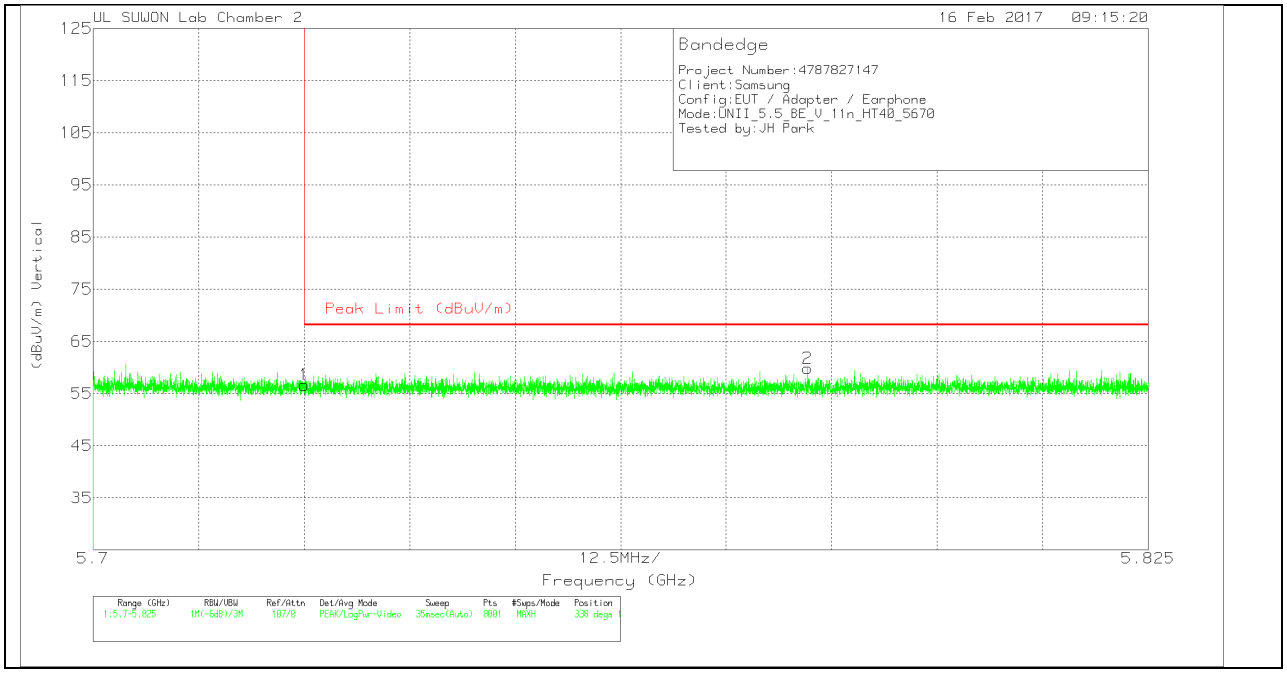

VERTICAL DATA

Trace Markers

Marker	Frequency (GHz)	Meter Reading (dBuV)	Det	3117(00168724)_150619	10dB[dB]	DC Corr (dB)	Corrected Reading (dBuV/m)	Peak Limit (dBuV/m)	PK Margin (dB)	Azimuth (Degs)	Height (cm)	Polarity
1	5.725	36.46	Pk	34.7	-14.5	0	56.66	68.2	-11.54	338	122	V
2	5.785	39.51	Pk	34.7	-14.4	0	59.81	68.2	-8.39	338	122	V

Pk - Peak detector

UL Korea, Ltd. Confidential
This report shall not be reproduced except in full, without the written approval of UL Korea, Ltd.

HARMONICS AND SPURIOUS EMISSIONS

LOW CHANNEL HORIZONTAL

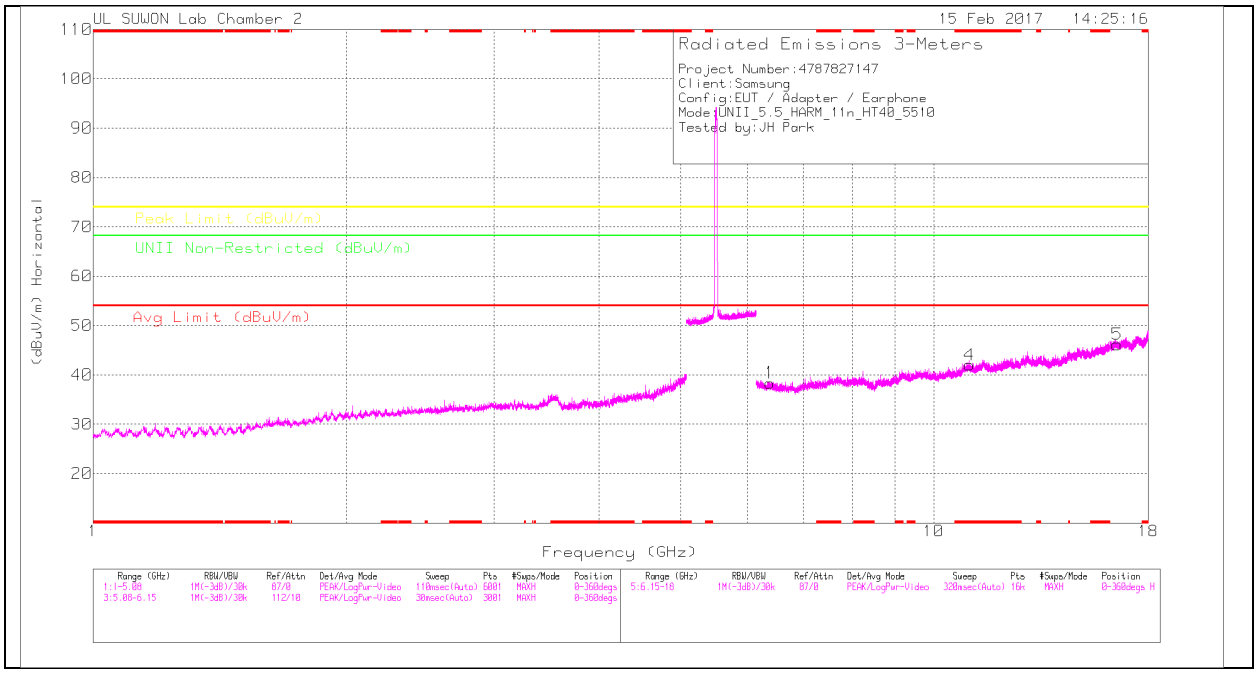

LOW CHANNEL VERTICAL

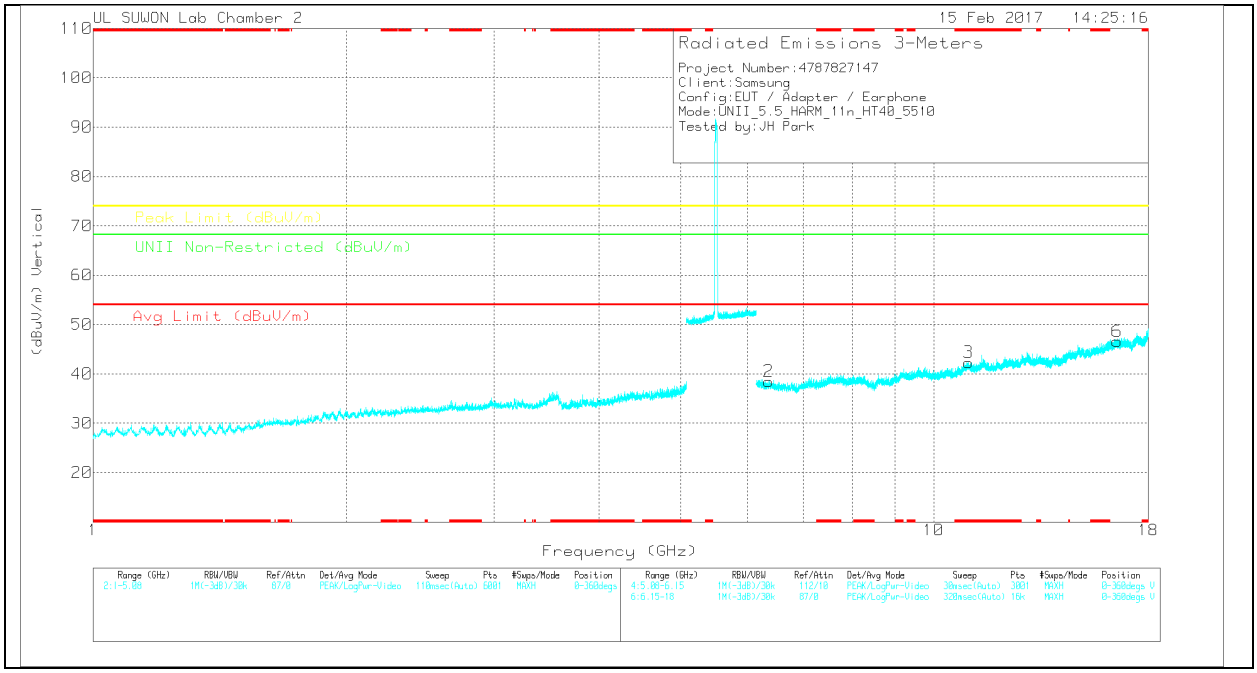

Note: Emission was scanned up to 40GHz; No emissions were detected above the noise floor which was at least 20dB below the specification limit.

UL Korea, Ltd. Confidential
This report shall not be reproduced except in full, without the written approval of UL Korea, Ltd.

LOW CHANNEL DATA

Trace Markers

Marker	Frequency (GHz)	Meter Reading (dBuV)	Det	3117(00168724)_150619	6GHz_HP[dB]	DC Corr (dB)	Corrected Reading (dBuV/m)	Avg Limit (dBuV/m)	Margin (dB)	Peak Limit (dBuV/m)	Margin (dB)	UNII Non-Restricted (dBuV/m)	Margin (dB)	Azimuth (Degs)	Height (cm)	Polarity
1	6.386	25.06	PK	35.2	-21.9	0	38.36	-	-	-	-	68.2	-29.84	0-360	150	H
4	* 11.028	20.18	PK	38	-16.2	0	41.98	-	-	74	-32.02	-	-	0-360	150	H
5	16.529	19.47	PK	41	-14.3	0	46.17	-	-	-	-	68.2	-22.03	0-360	150	H
2	6.367	25.58	PK	35.1	-22.2	0	38.48	-	-	-	-	68.2	-29.72	0-360	150	V
3	* 11.004	20.31	PK	38	-16	0	42.31	-	-	74	-31.69	-	-	0-360	150	V
6	16.53	19.9	PK	41	-14.3	0	46.6	-	-	-	-	68.2	-21.6	0-360	150	V

* - indicates frequency in CFR15.205/IC7.2.2 Restricted Band

PK – Peak Detector

Note: Only peak measurement was performed. Because peak measurement result of unwanted emission is less than average limit (54dBuV/m).

UL Korea, Ltd. Confidential
This report shall not be reproduced except in full, without the written approval of UL Korea, Ltd.

MID CHANNEL(5550MHz) HORIZONTAL

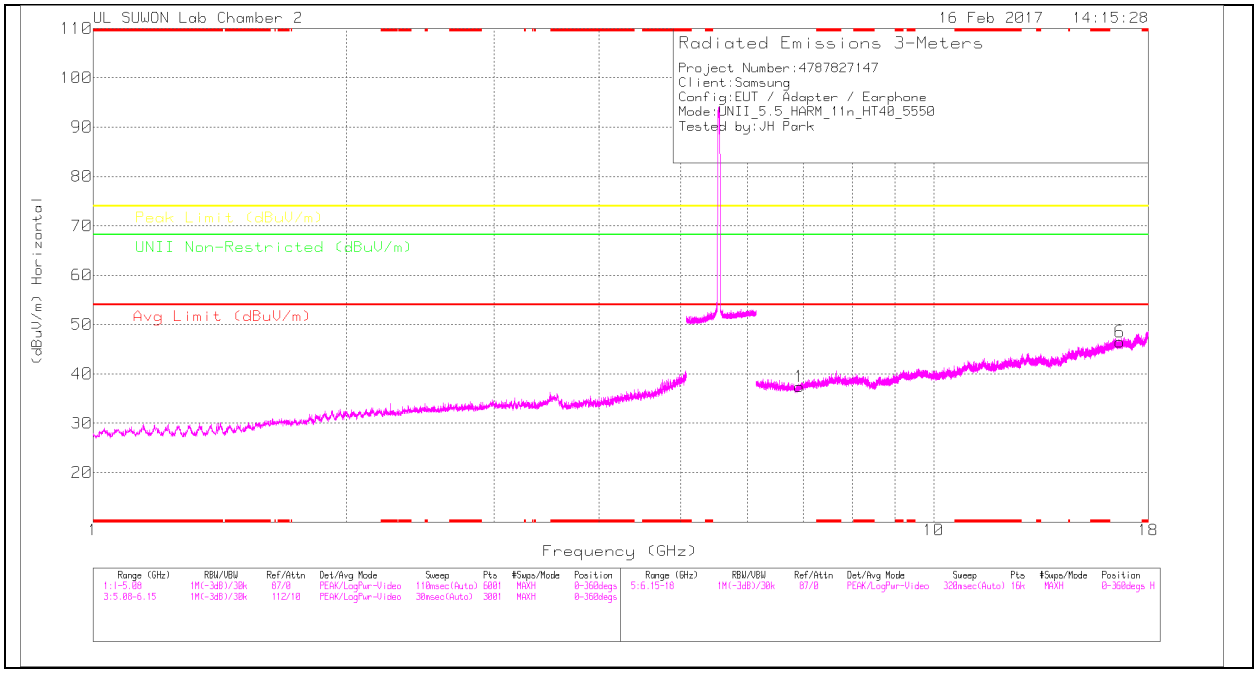

MID CHANNEL(5550MHz) VERTICAL

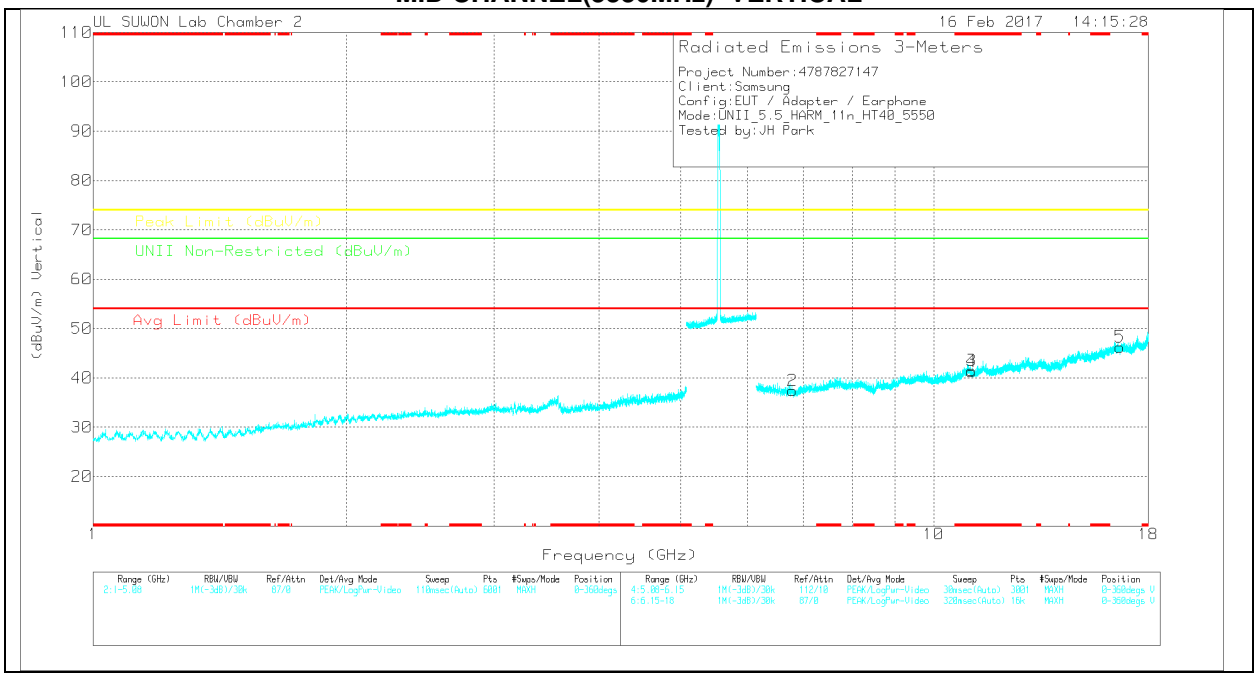

Note: Emission was scanned up to 40GHz; No emissions were detected above the noise floor which was at least 20dB below the specification limit.

UL Korea, Ltd. Confidential
This report shall not be reproduced except in full, without the written approval of UL Korea, Ltd.

MID CHANNEL(5550MHz) DATA

Trace Markers

Marker	Frequency (GHz)	Meter Reading (dBuV)	Det	3117(00168724)_150619	6GHz_HP[dB]	DC Corr (dB)	Corrected Reading (dBuV/m)	Avg Limit (dBuV/m)	Margin (dB)	Peak Limit (dBuV/m)	Margin (dB)	UNII Non-Restricted (dBuV/m)	Margin (dB)	Azimuth (Degs)	Height (cm)	Polarity
1	6.92	23.5	PK	35.5	-21.6	0	37.4	-	-	-	-	68.2	-30.8	0-360	250	H
6	16.646	19.7	PK	41	-14.2	0	46.5	-	-	-	-	68.2	-21.7	0-360	250	H
2	6.794	23.74	PK	35.4	-21.7	0	37.44	-	-	-	-	68.2	-30.76	0-360	150	V
3	* 11.095	19.5	PK	38.1	-16.1	0	41.5	-	-	74	-32.5	-	-	0-360	250	V
4	* 11.099	19.3	PK	38.1	-16.1	0	41.3	-	-	74	-32.7	-	-	0-360	250	V
5	16.649	19.46	PK	41	-14.2	0	46.26	-	-	-	-	68.2	-21.94	0-360	150	V

* - indicates frequency in CFR15.205/IC7.2.2 Restricted Band

PK – Peak Detector

Note: Only peak measurement was performed. Because peak measurement result of unwanted emission is less than average limit (54dBuV/m).

UL Korea, Ltd. Confidential
This report shall not be reproduced except in full, without the written approval of UL Korea, Ltd.

HIGH CHANNEL HORIZONTAL

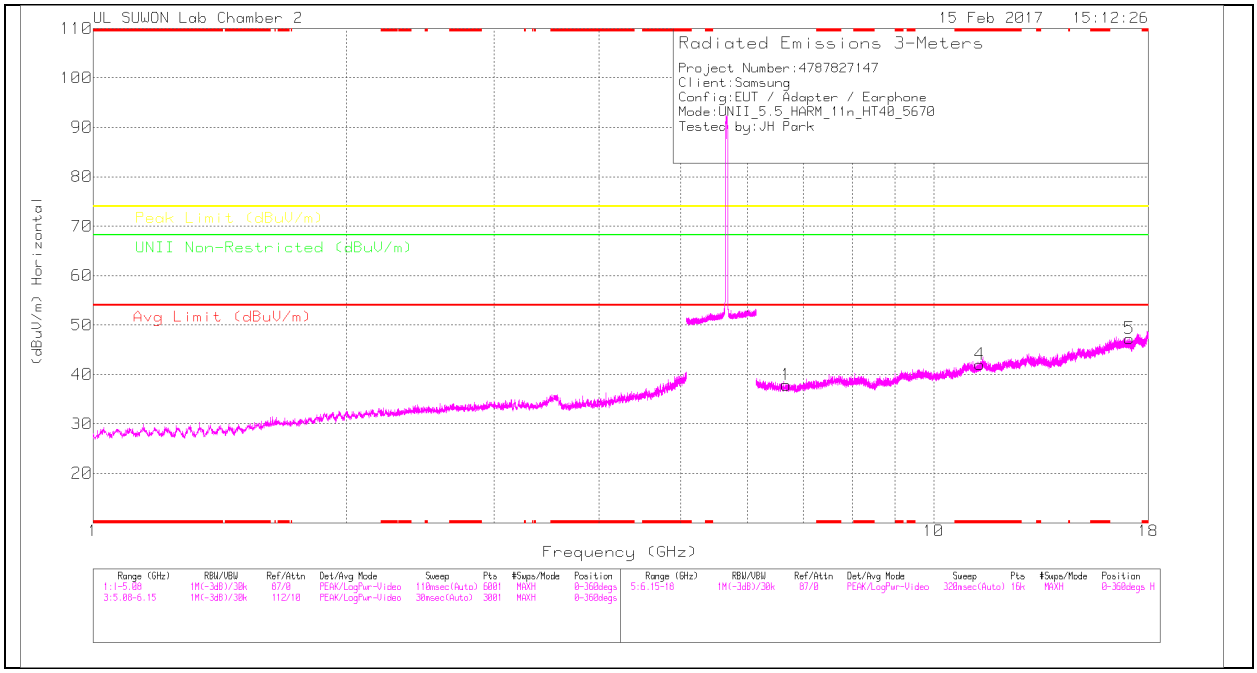

HIGH CHANNEL VERTICAL

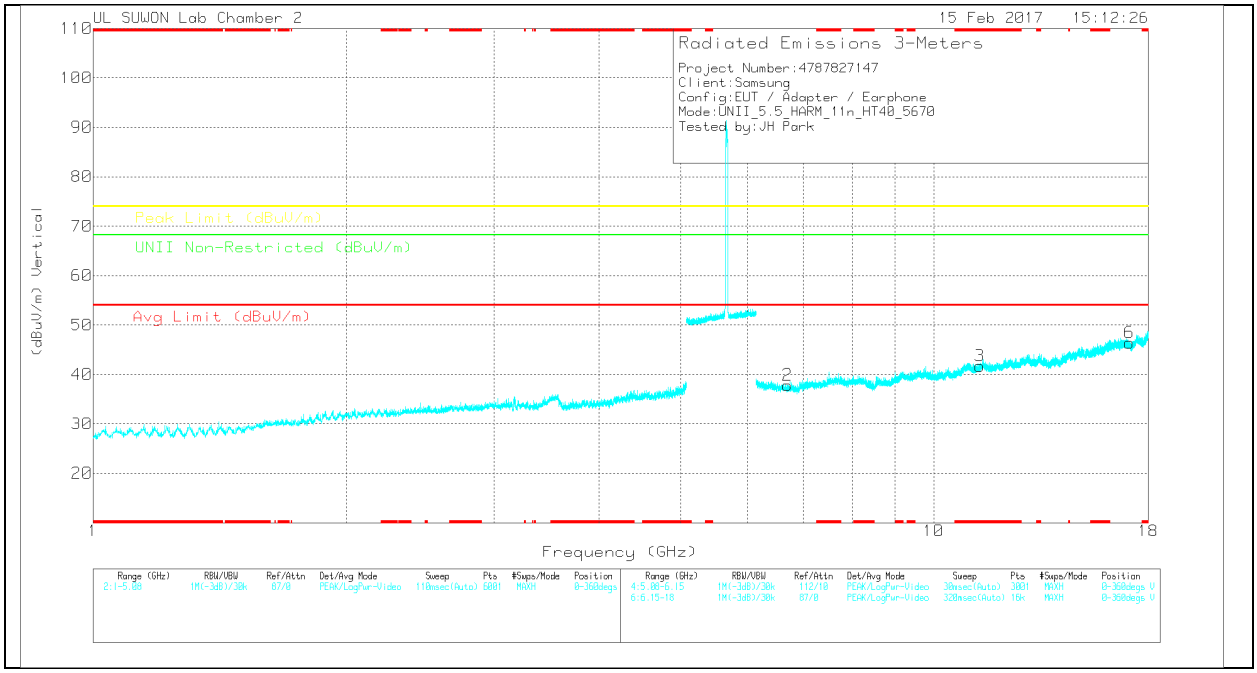

Note: Emission was scanned up to 40GHz; No emissions were detected above the noise floor which was at least 20dB below the specification limit.

UL Korea, Ltd. Confidential
This report shall not be reproduced except in full, without the written approval of UL Korea, Ltd.

HIGH CHANNEL DATA

Trace Markers

Marker	Frequency (GHz)	Meter Reading (dBuV)	Det	3117(00168724)_150619	6GHz_HP[dB]	DC Corr (dB)	Corrected Reading (dBuV/m)	Avg Limit (dBuV/m)	Margin (dB)	Peak Limit (dBuV/m)	Margin (dB)	UNII Non-Restricted (dBuV/m)	Margin (dB)	Azimuth (Degs)	Height (cm)	Polarity
1	6.674	23.89	PK	35.4	-21.4	0	37.89	-	-	-	-	68.2	-30.31	0-360	150	H
4	* 11.345	19.35	PK	38.2	-15.5	0	42.05	-	-	74	-31.95	-	-	0-360	150	H
5	17.102	19.67	PK	41.1	-13.5	0	47.27	-	-	-	-	68.2	-20.93	0-360	150	H
2	6.704	23.63	PK	35.4	-21.2	0	37.83	-	-	-	-	68.2	-30.37	0-360	250	V
3	* 11.342	19.01	PK	38.2	-15.5	0	41.71	-	-	74	-32.29	-	-	0-360	150	V
6	17.101	18.82	PK	41.1	-13.5	0	46.42	-	-	-	-	68.2	-21.78	0-360	150	V

* - indicates frequency in CFR15.205/IC7.2.2 Restricted Band

PK – Peak Detector

Note: Only peak measurement was performed. Because peak measurement result of unwanted emission is less than average limit (54dBuV/m).

UL Korea, Ltd. Confidential
This report shall not be reproduced except in full, without the written approval of UL Korea, Ltd.

10.3.4. TX ABOVE 1GHz 802.11ac VHT80 2Tx CDD MODE IN THE 5.5GHz BAND RESTRICTED BANDEDGE (LOW CHANNEL)

HORIZONTAL PEAK AND AVERAGE PLOT

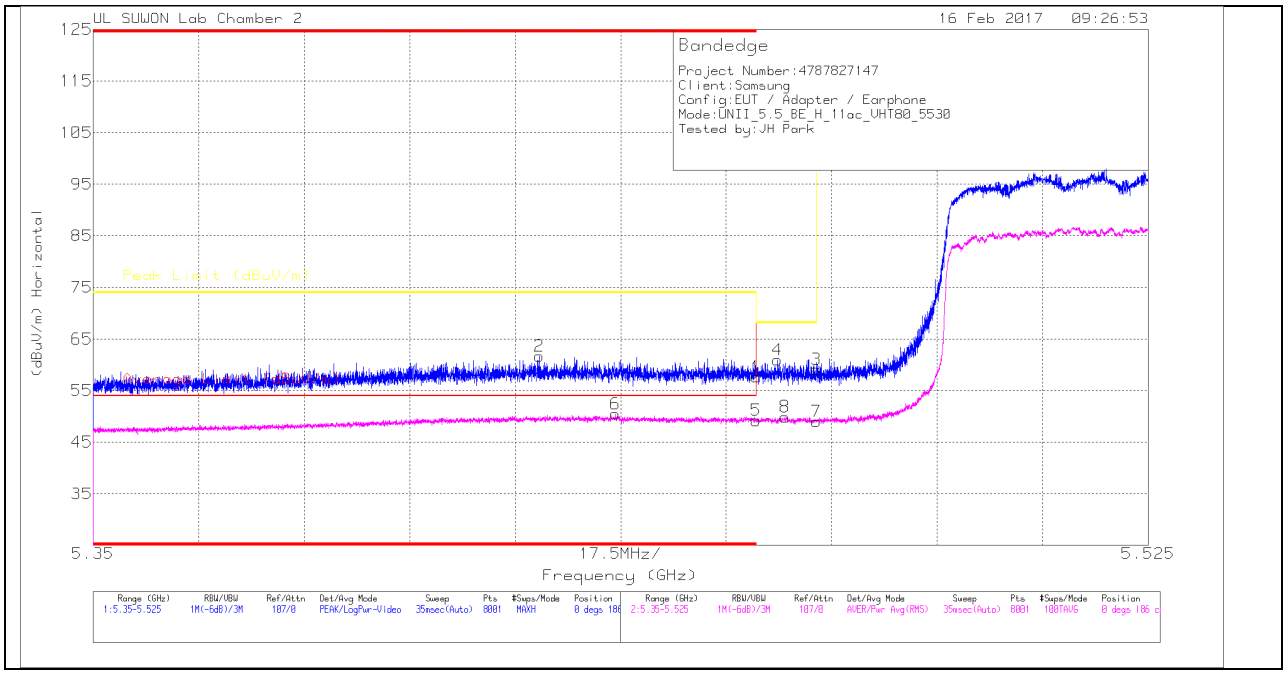

HORIZONTAL DATA

Trace Markers

Marker	Frequency (GHz)	Meter Reading (dBuV)	Det	3117(00168724)_150619	10dB[dB]	DC Corr (dB)	Corrected Reading (dBuV/m)	Average Limit (dBuV/m)	Margin (dB)	Peak Limit (dBuV/m)	PK Margin (dB)	Azimuth (Degs)	Height (cm)	Polarity
1	* 5.46	38.14	Pk	34.5	-15	0	57.64	-	-	74	-16.36	0	186	H
2	* 5.424	42.39	Pk	34.4	-15.1	0	61.69	-	-	74	-12.31	0	186	H
3	5.47	39.63	Pk	34.5	-15	0	59.13	-	-	68.2	-9.07	0	186	H
4	5.463	41.55	Pk	34.5	-15.1	0	60.95	-	-	68.2	-7.25	0	186	H
5	* 5.46	28.85	RMS	34.5	-15	.88	49.23	54	-4.77	-	-	0	186	H
6	* 5.437	30.17	RMS	34.5	-15.1	.88	50.45	54	-3.55	-	-	0	186	H

* - indicates frequency in CFR15.205/IC7.2.2 Restricted Band

Pk - Peak detector

RMS - RMS detection

UL Korea, Ltd. Confidential
This report shall not be reproduced except in full, without the written approval of UL Korea, Ltd.

VERTICAL PEAK AND AVERAGE PLOT

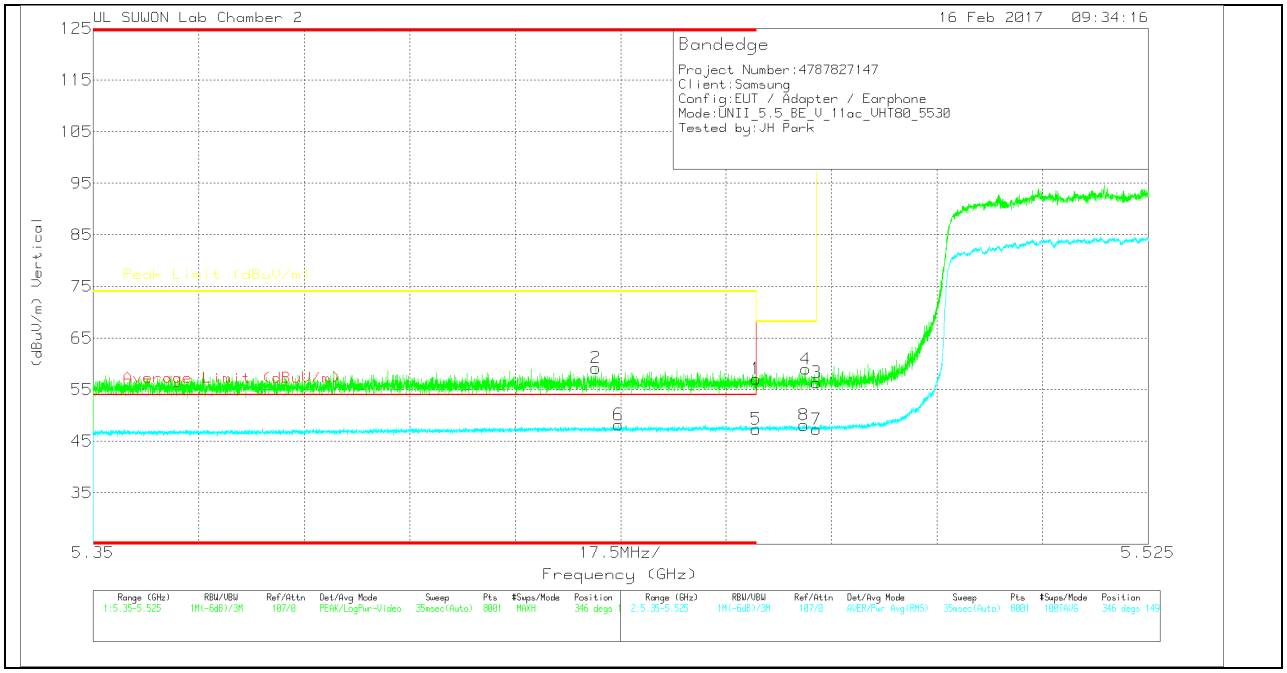

VERTICAL DATA

Trace Markers

Marker	Frequency (GHz)	Meter Reading (dBuV)	Det	3117(00168724)_150619	10dB[dB]	DC Corr (dB)	Corrected Reading (dBuV/m)	Average Limit (dBuV/m)	Margin (dB)	Peak Limit (dBuV/m)	PK Margin (dB)	Azimuth (Degs)	Height (cm)	Polarity
1	* 5.46	37.59	Pk	34.5	-15	0	57.09	-	-	74	-16.91	346	149	V
2	* 5.433	39.8	Pk	34.5	-15.1	0	59.2	-	-	74	-14.8	346	149	V
3	5.47	36.85	Pk	34.5	-15	0	56.35	-	-	68.2	-11.85	346	149	V
4	5.468	39.5	Pk	34.5	-15	0	59	-	-	68.2	-9.2	346	149	V
5	* 5.46	26.98	RMS	34.5	-15	.88	47.36	54	-6.64	-	-	346	149	V
6	* 5.437	27.91	RMS	34.5	-15.1	.88	48.19	54	-5.81	-	-	346	149	V

* - indicates frequency in CFR15.205/IC7.2.2 Restricted Band

Pk - Peak detector

RMS - RMS detection

UL Korea, Ltd. Confidential
This report shall not be reproduced except in full, without the written approval of UL Korea, Ltd.

HARMONICS AND SPURIOUS EMISSIONS

LOW CHANNEL HORIZONTAL

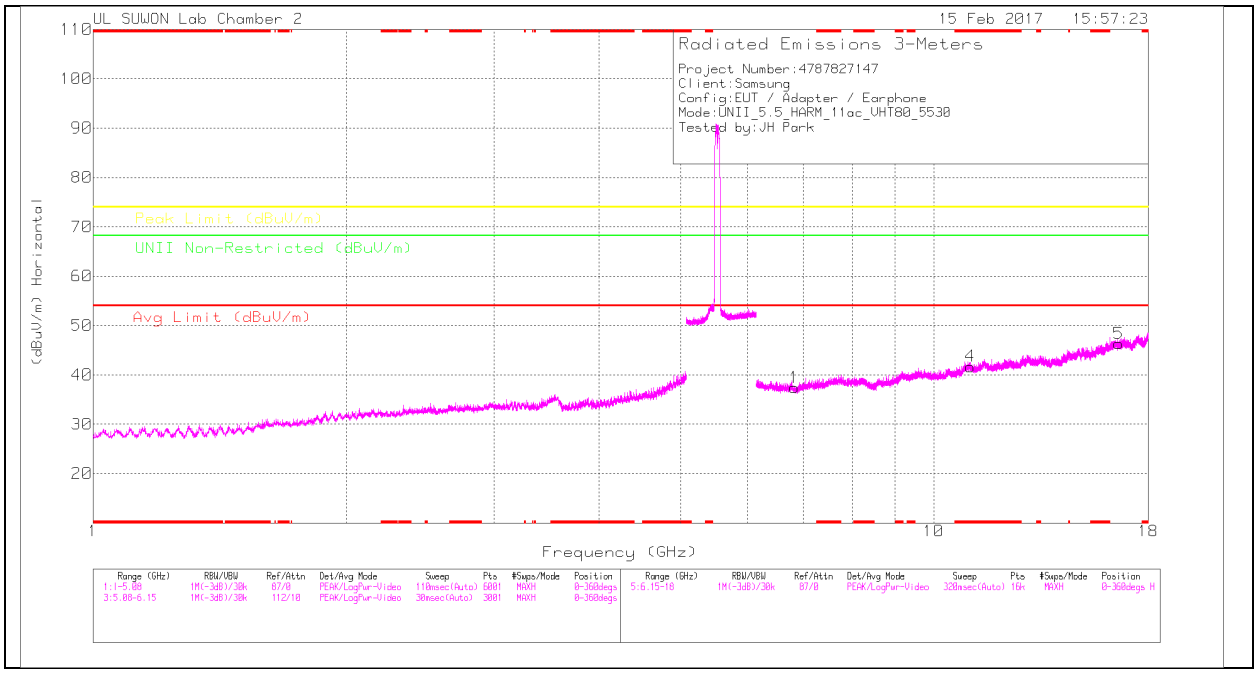

LOW CHANNEL VERTICAL

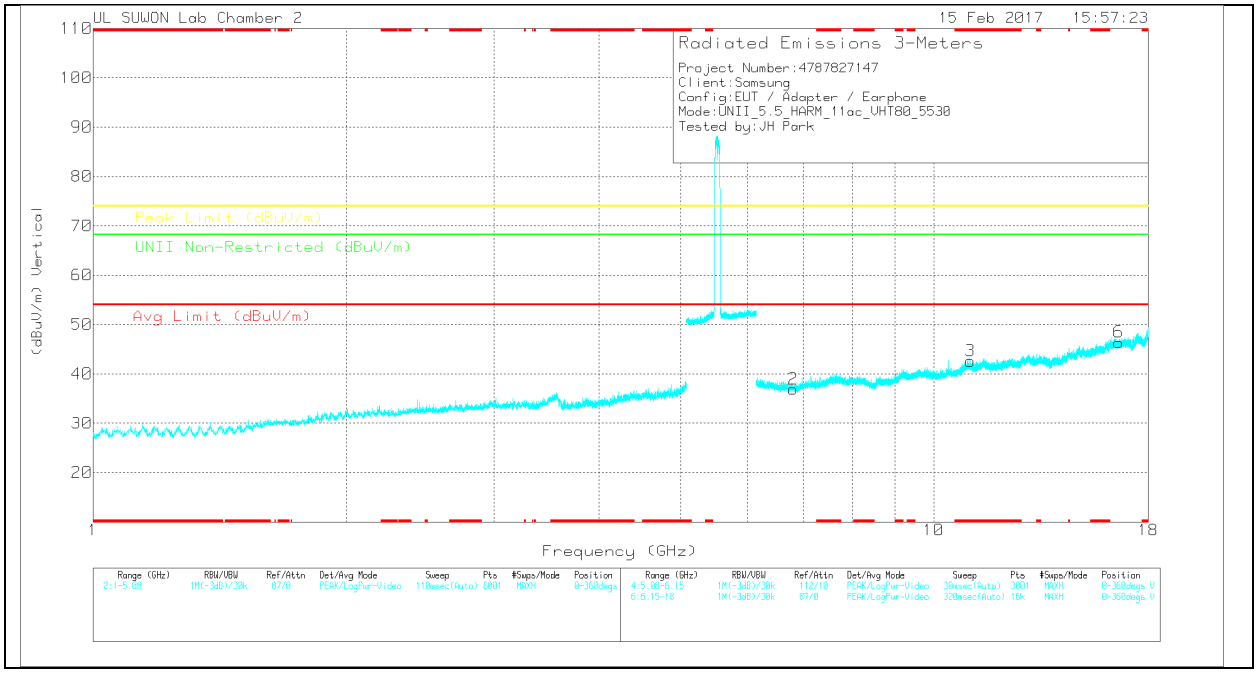

Note: Emission was scanned up to 40GHz; No emissions were detected above the noise floor which was at least 20dB below the specification limit.

UL Korea, Ltd. Confidential
This report shall not be reproduced except in full, without the written approval of UL Korea, Ltd.

LOW CHANNEL DATA

Trace Markers

Marker	Frequency (GHz)	Meter Reading (dBuV)	Det	3117(00168724)_150619	6GHz_HP[dB]	DC Corr (dB)	Corrected Reading (dBuV/m)	Avg Limit (dBuV/m)	Margin (dB)	Peak Limit (dBuV/m)	Margin (dB)	UNII Non-Restricted (dBuV/m)	Margin (dB)	Azimuth (Degs)	Height (cm)	Polarity
1	6.828	23.82	PK	35.4	-21.8	0	37.42	-	-	-	-	68.2	-30.78	0-360	150	H
4	* 11.061	19.69	PK	38.1	-16.1	0	41.69	-	-	74	-32.31	-	-	0-360	150	H
5	16.592	19.51	PK	41	-14.2	0	46.31	-	-	-	-	68.2	-21.89	0-360	150	H
2	6.805	23.22	PK	35.4	-21.7	0	36.92	-	-	-	-	68.2	-31.28	0-360	150	V
3	* 11.061	20.6	PK	38.1	-16.1	0	42.6	-	-	74	-31.4	-	-	0-360	250	V
6	16.591	19.6	PK	41	-14.2	0	46.4	-	-	-	-	68.2	-21.8	0-360	250	V

* - indicates frequency in CFR15.205/IC7.2.2 Restricted Band

PK – Peak Detector

Note: Only peak measurement was performed. Because peak measurement result of unwanted emission is less than average limit (54dBuV/m).

UL Korea, Ltd. Confidential
This report shall not be reproduced except in full, without the written approval of UL Korea, Ltd.

10.4. 5.8 GHz

10.4.1. TX ABOVE 1GHz 802.11a 2Tx CDD MODE IN THE 5.8GHz BAND BANDEDGE (LOW CHANNEL)

HORIZONTAL PEAK PLOT

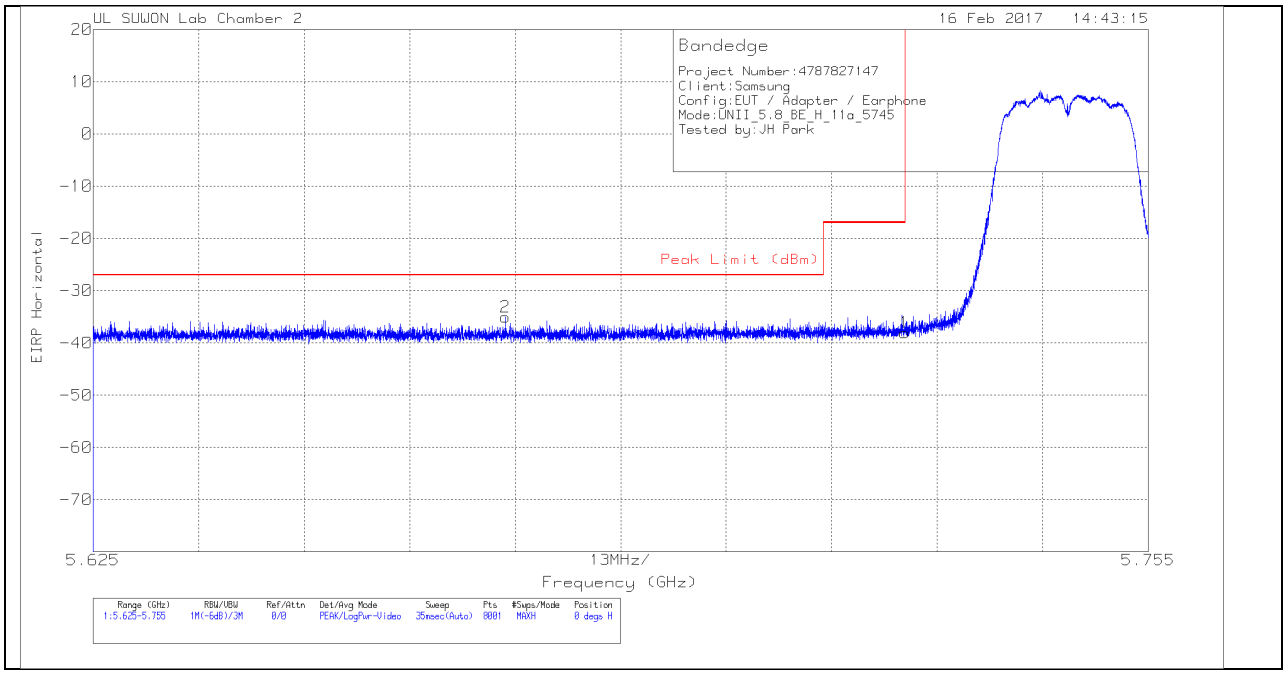

HORIZONTAL DATA

Trace Markers

Marker	Frequency (GHz)	Meter Reading (dBm)	Det	3117(00168724)_150619	10dB[dB]	Conversion Factor (dB)	DC Corr (dB)	Corrected Reading EIRP	Peak Limit (dBm)	PK Margin (dB)	Azimuth (Degs)	Height (cm)	Polarity
1	5.725	-70.07	Pk	34.7	-14.5	11.8	0	-38.07	-17	-21.07	0	198	H
2	5.676	-66.97	Pk	34.6	-14.5	11.8	0	-35.07	-27	-8.07	0	198	H

Pk - Peak detector

UL Korea, Ltd. Confidential
This report shall not be reproduced except in full, without the written approval of UL Korea, Ltd.

VERTICAL PEAK PLOT

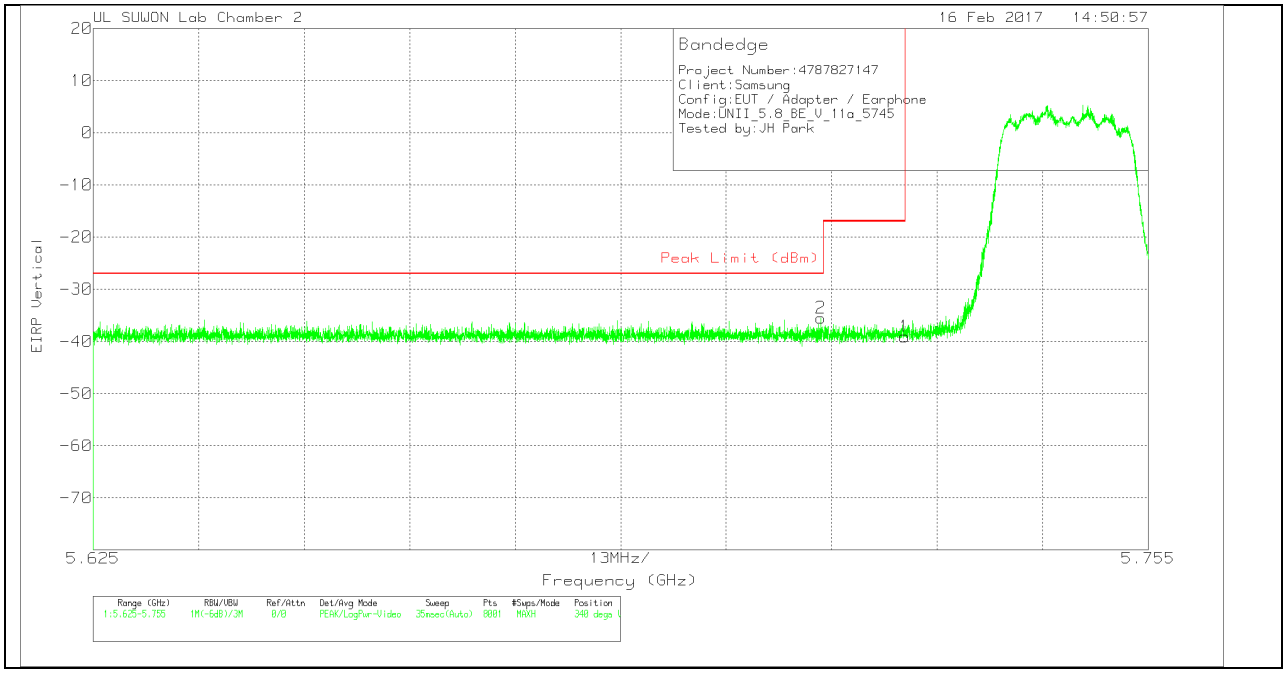

VERTICAL DATA

Trace Markers

Marker	Frequency (GHz)	Meter Reading (dBm)	Det	3117(00168724)_150619	10dB[dB]	Conversion Factor (dB)	DC Corr (dB)	Corrected Reading EIRP	Peak Limit (dBm)	PK Margin (dB)	Azimuth (Degs)	Height (cm)	Polarity
1	5.725	-71.07	Pk	34.7	-14.5	11.8	0	-39.07	-17	-22.07	340	155	V
2	5.715	-67.51	Pk	34.7	-14.5	11.8	0	-35.51	-27	-8.51	340	155	V

Pk - Peak detector

UL Korea, Ltd. Confidential
This report shall not be reproduced except in full, without the written approval of UL Korea, Ltd.

BANDEDGE (HIGH CHANNEL)

HORIZONTAL PEAK PLOT

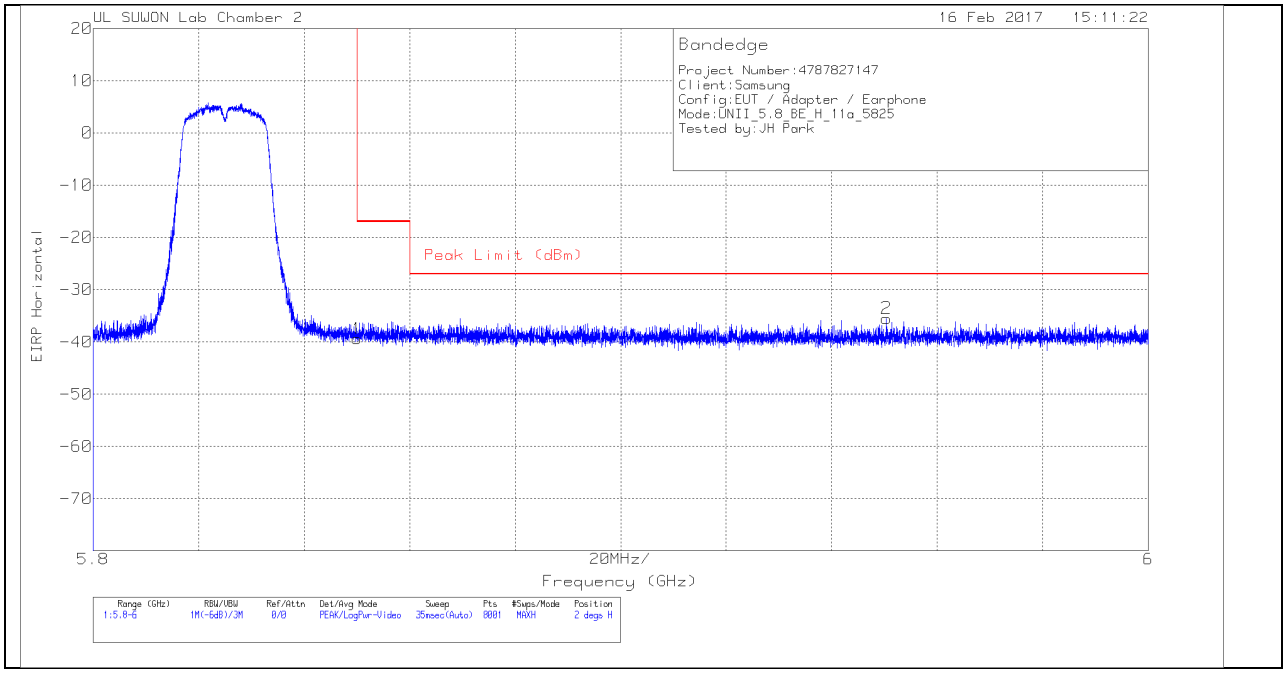

HORIZONTAL DATA

Trace Markers

Marker	Frequency (GHz)	Meter Reading (dBm)	Det	3117(00168724)_150619	10dB[dB]	Conversion Factor (dB)	DC Corr (dB)	Corrected Reading EIRP	Peak Limit (dBm)	PK Margin (dB)	Azimuth (Degs)	Height (cm)	Polarity
1	5.85	-71.6	Pk	34.7	-14.3	11.8	0	-39.4	-17	-22.4	2	171	H
2	5.95	-67.8	Pk	34.8	-14.3	11.8	0	-35.5	-27	-8.5	2	171	H

Pk - Peak detector

UL Korea, Ltd. Suwon Laboratory FORM ID: FCC_15E
218 Maeyeong-ro, Yeongtong-gu, Suwon-si, Gyeonggi-do, 16675 Korea TEL: (031) 337-9902,FAX: (031) 213-5433
UL Korea, Ltd. Confidential
This report shall not be reproduced except in full, without the written approval of UL Korea, Ltd.

VERTICAL PEAK PLOT

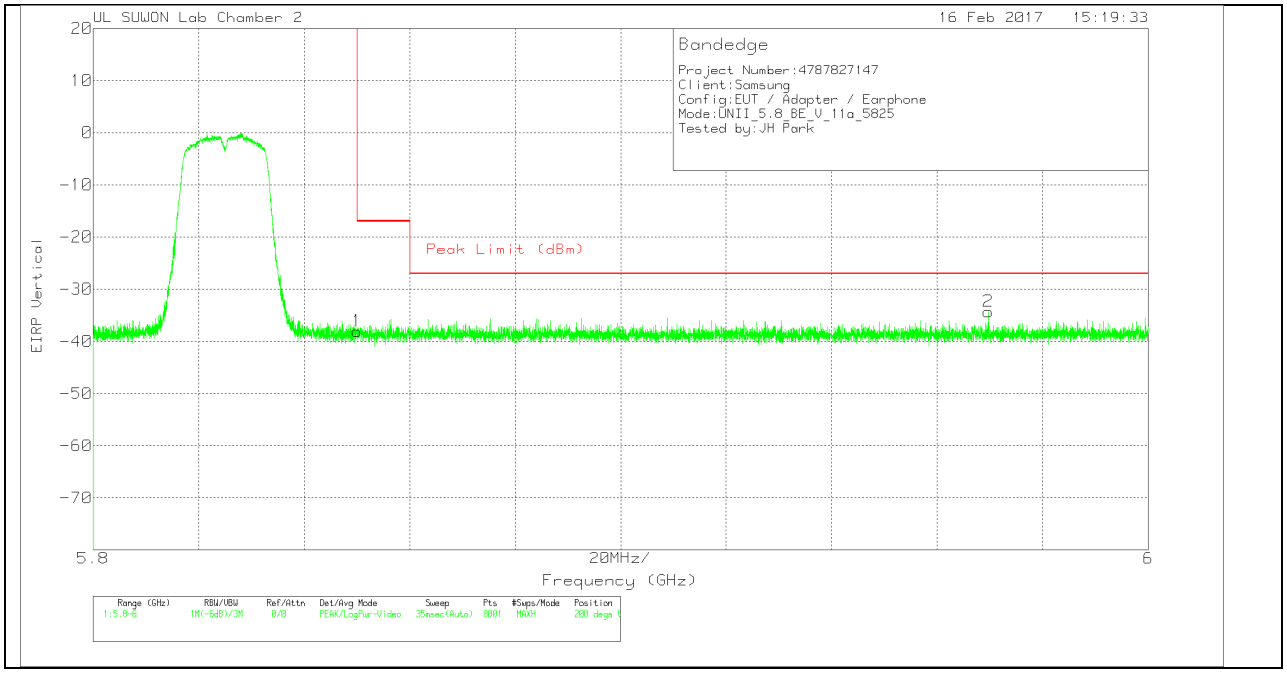

VERTICAL DATA

Trace Markers

Marker	Frequency (GHz)	Meter Reading (dBm)	Det	3117(00168724)_150619	10dB[dB]	Conversion Factor (dB)	DC Corr (dB)	Corrected Reading EIRP	Peak Limit (dBm)	PK Margin (dB)	Azimuth (Degs)	Height (cm)	Polarity
1	5.85	-70.22	Pk	34.7	-14.3	11.8	0	-38.02	-17	-21.02	200	100	V
2	5.97	-66.47	Pk	34.8	-14.4	11.8	0	-34.27	-27	-7.27	200	100	V

Pk - Peak detector

UL Korea, Ltd. Confidential
This report shall not be reproduced except in full, without the written approval of UL Korea, Ltd.

LOW CHANNEL HORIZONTAL

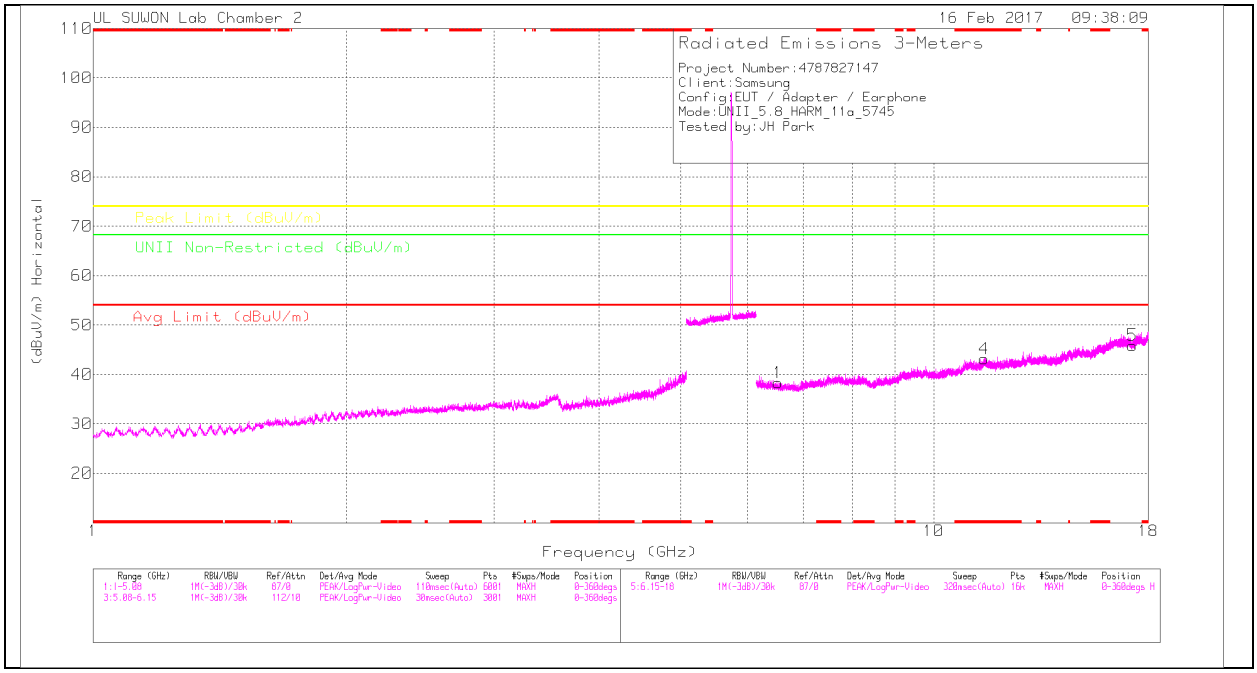

LOW CHANNEL VERTICAL

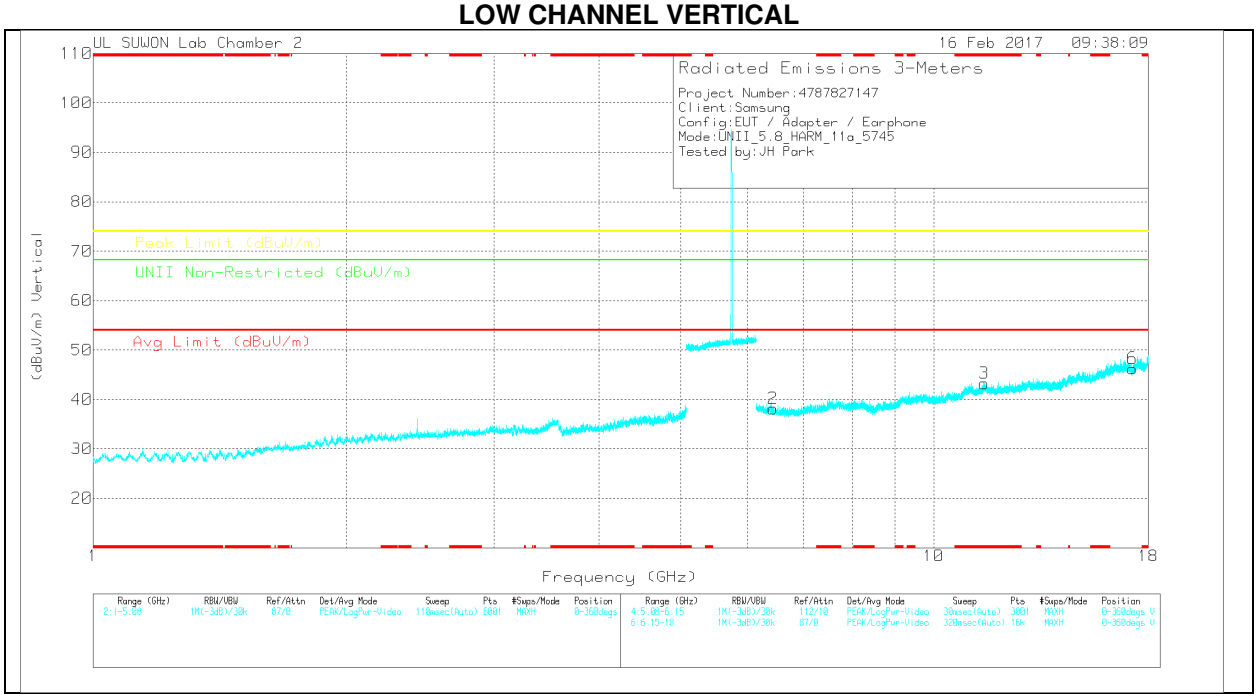

Note: Emission was scanned up to 40GHz; No emissions were detected above the noise floor which was at least 20dB below the specification limit.

UL Korea, Ltd. Confidential
This report shall not be reproduced except in full, without the written approval of UL Korea, Ltd.

LOW CHANNEL DATA

Trace Markers

Marker	Frequency (GHz)	Meter Reading (dBuV)	Det	3117(00168724)_150619	6GHz_HP[dB]	DC Corr (dB)	Corrected Reading (dBuV/m)	Avg Limit (dBuV/m)	Margin (dB)	Peak Limit (dBuV/m)	Margin (dB)	UNII Non-Restricted (dBuV/m)	Margin (dB)	Azimuth (Degs)	Height (cm)	Polarity
1	6.531	25.42	PK	35.3	-22.4	0	38.32	-	-	-	-	68.2	-29.88	0-360	150	H
4	* 11.491	20.73	PK	38.3	-15.9	0	43.13	-	-	74	-30.87	-	-	0-360	250	H
5	17.236	18.15	PK	41.2	-13.5	0	45.85	-	-	-	-	68.2	-22.35	0-360	150	H
2	6.442	24.55	PK	35.2	-21.6	0	38.15	-	-	-	-	68.2	-30.05	0-360	250	V
3	* 11.49	20.84	PK	38.3	-15.9	0	43.24	-	-	74	-30.76	-	-	0-360	250	V
6	17.232	18.45	PK	41.2	-13.4	0	46.25	-	-	-	-	68.2	-21.95	0-360	250	V

* - indicates frequency in CFR15.205/IC7.2.2 Restricted Band

PK – Peak Detector

Note: Only peak measurement was performed. Because peak measurement result of unwanted emission is less than average limit (54dBuV/m).

UL Korea, Ltd. Suwon Laboratory FORM ID: FCC_15E
218 Maeyeong-ro, Yeongtong-gu, Suwon-si, Gyeonggi-do, 16675 Korea TEL: (031) 337-9902,FAX: (031) 213-5433
UL Korea, Ltd. Confidential
This report shall not be reproduced except in full, without the written approval of UL Korea, Ltd.

MID CHANNEL HORIZONTAL

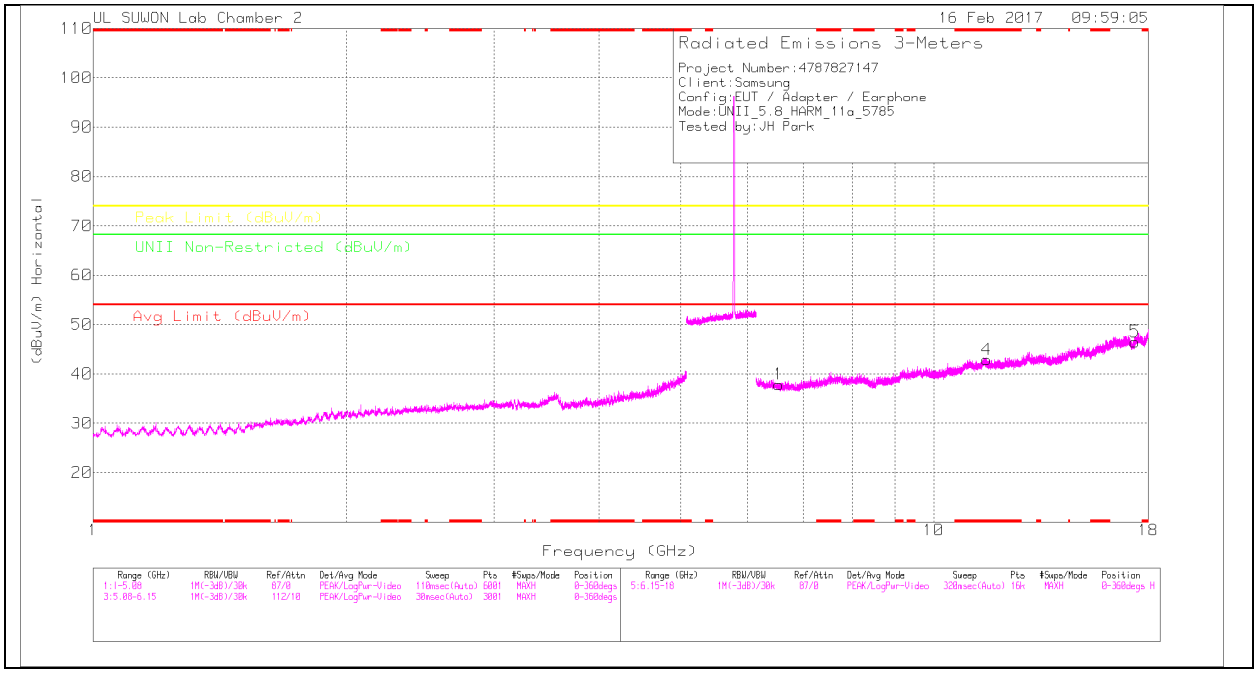

MID CHANNEL VERTICAL

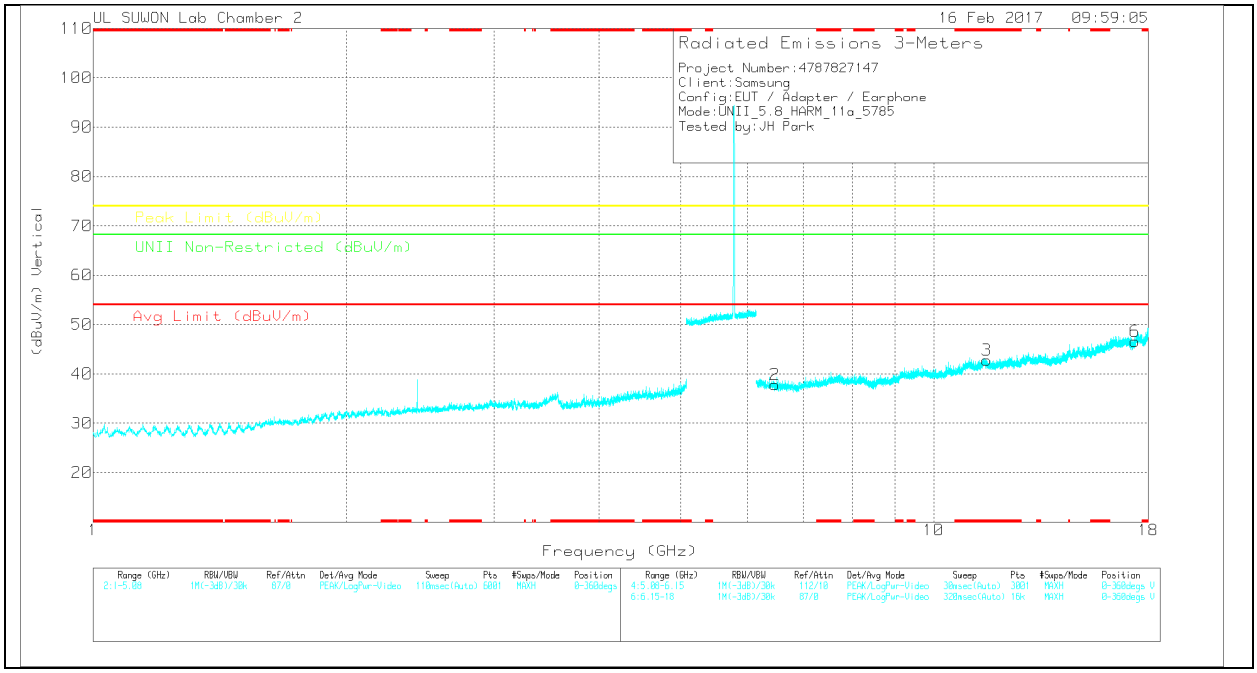

Note: Emission was scanned up to 40GHz; No emissions were detected above the noise floor which was at least 20dB below the specification limit.

UL Korea, Ltd. Confidential
This report shall not be reproduced except in full, without the written approval of UL Korea, Ltd.

MID CHANNEL DATA

Trace Markers

Marker	Frequency (GHz)	Meter Reading (dBuV)	Det	3117(0016 8724)_150 619	6GHz_HP[d B]	DC Corr (dB)	Corrected Reading (dBuV/m)	Avg Limit (dBuV/m)	Margin (dB)	Peak Limit (dBuV/m)	Margin (dB)	UNII Non-Restricted (dBuV/m)	Margin (dB)	Azimuth (Degs)	Height (cm)	Polarity
1	6.544	24.97	PK	35.3	-22.4	0	37.87	-	-	-	-	68.2	-30.33	0-360	150	H
4	* 11.569	20.41	PK	38.4	-15.9	0	42.91	-	-	74	-31.09	-	-	0-360	250	H
5	17.354	18.61	PK	41.2	-13.3	0	46.51	-	-	-	-	68.2	-21.69	0-360	250	H
2	6.473	24.49	PK	35.2	-21.9	0	37.79	-	-	-	-	68.2	-30.41	0-360	250	V
3	* 11.569	20.28	PK	38.4	-15.9	0	42.78	-	-	74	-31.22	-	-	0-360	150	V
6	17.354	18.69	PK	41.2	-13.3	0	46.59	-	-	-	-	68.2	-21.61	0-360	250	V

* - indicates frequency in CFR15.205/IC7.2.2 Restricted Band

PK – Peak Detector

Note: Only peak measurement was performed. Because peak measurement result of unwanted emission is less than average limit (54dBuV/m).

UL Korea, Ltd. Suwon Laboratory FORM ID: FCC_15E
218 Maeyeong-ro, Yeongtong-gu, Suwon-si, Gyeonggi-do, 16675 Korea TEL: (031) 337-9902,FAX: (031) 213-5433
UL Korea, Ltd. Confidential
This report shall not be reproduced except in full, without the written approval of UL Korea, Ltd.

HIGH CHANNEL HORIZONTAL

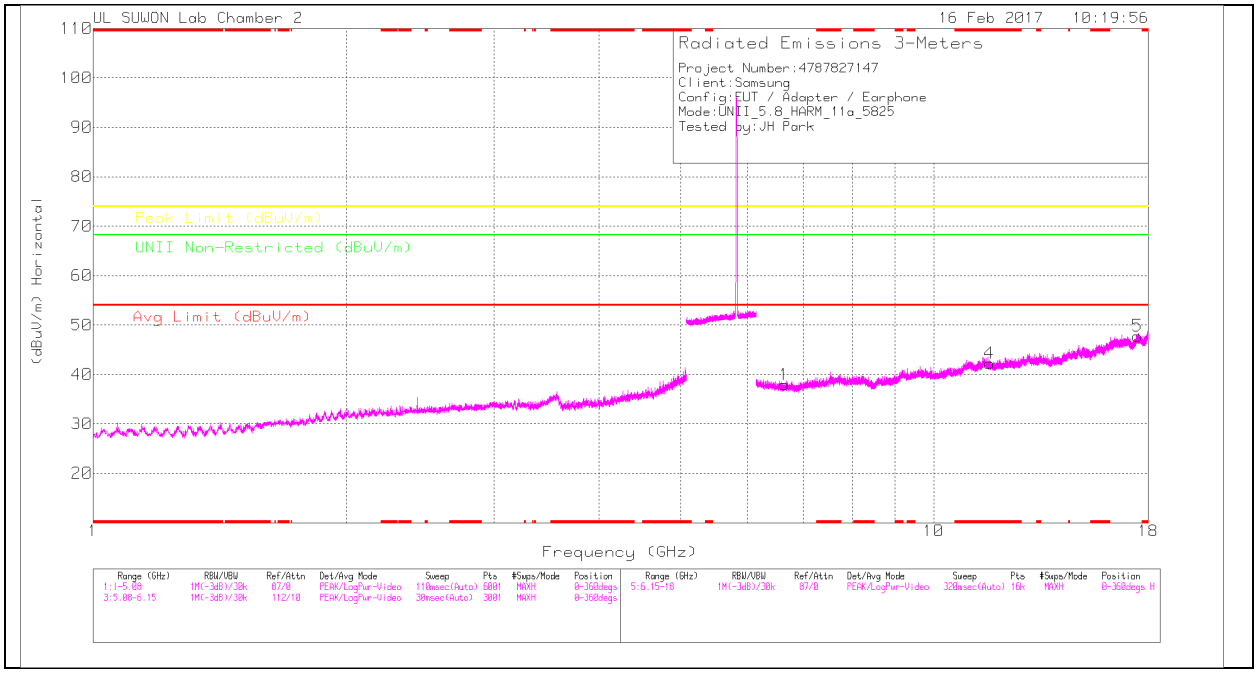

HIGH CHANNEL VERTICAL

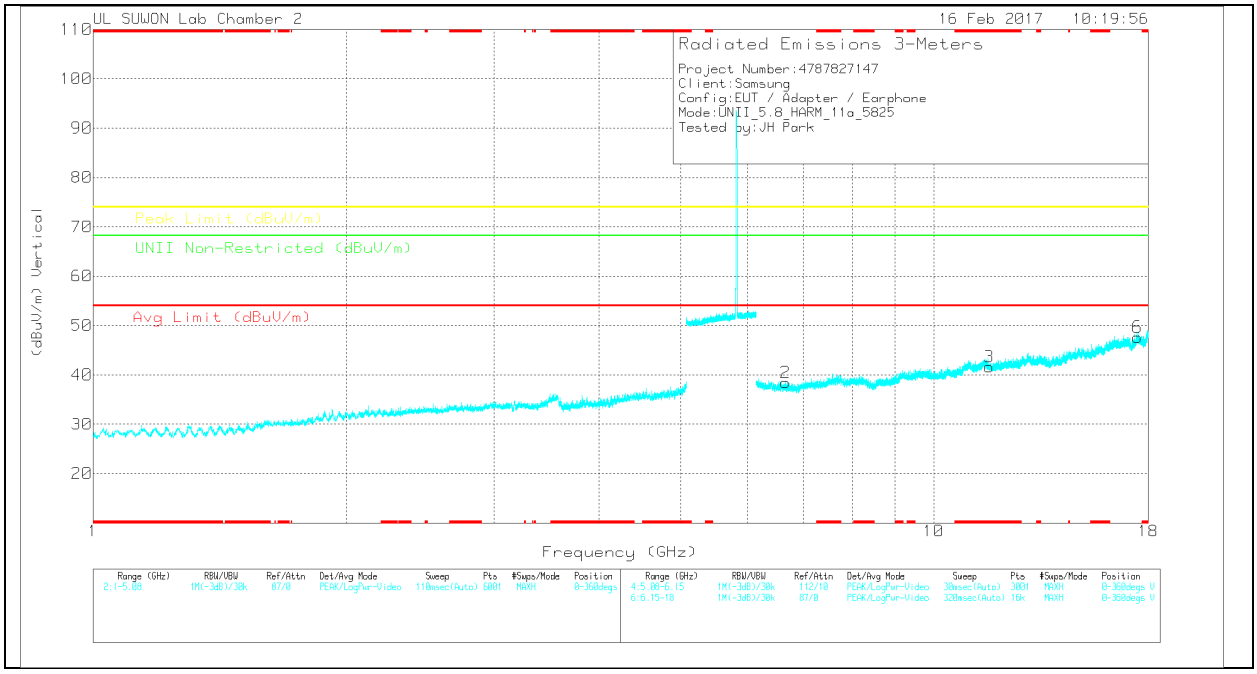

Note: Emission was scanned up to 40GHz; No emissions were detected above the noise floor which was at least 20dB below the specification limit.

UL Korea, Ltd. Confidential
This report shall not be reproduced except in full, without the written approval of UL Korea, Ltd.

HIGH CHANNEL DATA

Trace Markers

Marker	Frequency (GHz)	Meter Reading (dBuV)	Det	3117(00168724)_150619	6GHz_HP[dB]	DC Corr (dB)	Corrected Reading (dBuV/m)	Avg Limit (dBuV/m)	Margin (dB)	Peak Limit (dBuV/m)	Margin (dB)	UNII Non-Restricted (dBuV/m)	Margin (dB)	Azimuth (Degs)	Height (cm)	Polarity
1	6.646	24.33	PK	35.3	-21.7	0	37.93	-	-	-	-	68.2	-30.27	0-360	150	H
4	* 11.652	19.57	PK	38.4	-15.7	0	42.27	-	-	74	-31.73	-	-	0-360	250	H
5	17.477	18.68	PK	41.3	-12.2	0	47.78	-	-	-	-	68.2	-20.42	0-360	250	H
2	6.668	24.56	PK	35.4	-21.5	0	38.46	-	-	-	-	68.2	-29.74	0-360	250	V
3	* 11.649	18.91	PK	38.4	-15.7	0	41.61	-	-	74	-32.39	-	-	0-360	150	V
6	17.473	18.53	PK	41.3	-12.2	0	47.63	-	-	-	-	68.2	-20.57	0-360	150	V

* - indicates frequency in CFR15.205/IC7.2.2 Restricted Band

PK – Peak Detector

Note: Only peak measurement was performed. Because peak measurement result of unwanted emission is less than average limit (54dBuV/m).

UL Korea, Ltd. Confidential
This report shall not be reproduced except in full, without the written approval of UL Korea, Ltd.

10.4.2. TX ABOVE 1GHz 802.11n HT20 2Tx CDD MODE IN THE 5.8GHz BAND BANDEDGE (LOW CHANNEL)

HORIZONTAL PEAK PLOT

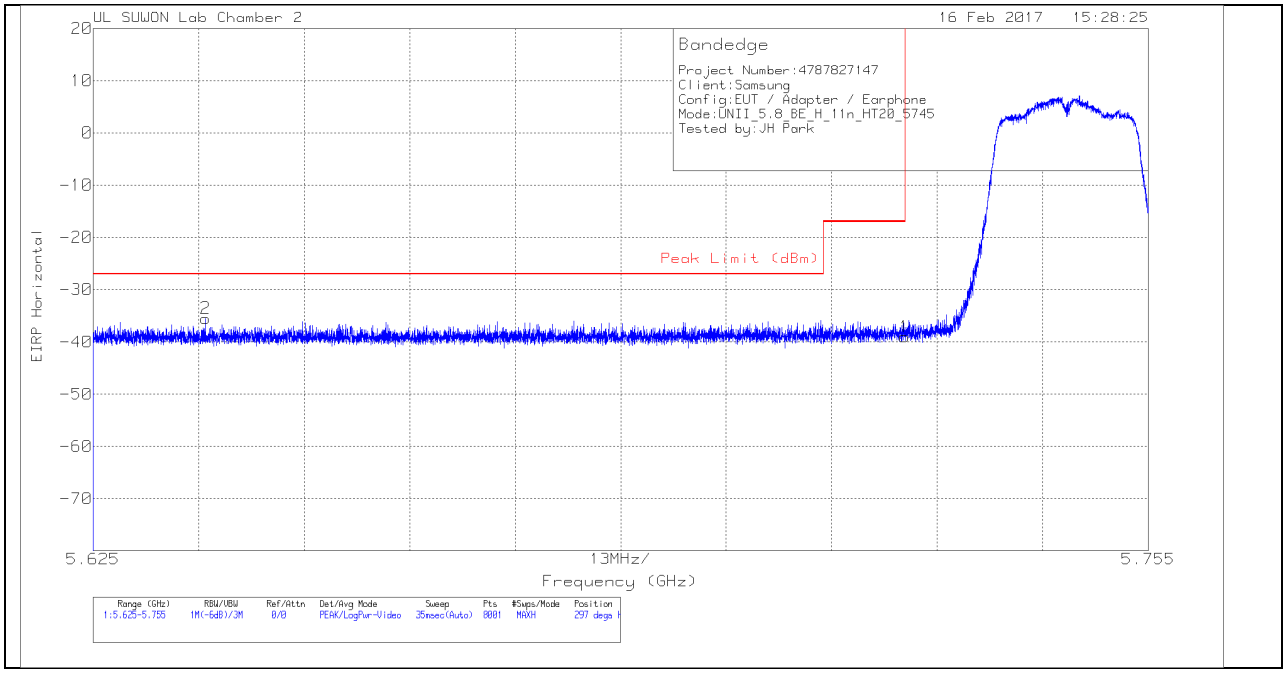

HORIZONTAL DATA

Trace Markers

Marker	Frequency (GHz)	Meter Reading (dBm)	Det	3117(00168724)_150619	10dB[dB]	Conversion Factor (dB)	DC Corr (dB)	Corrected Reading EIRP	Peak Limit (dBm)	PK Margin (dB)	Azimuth (Degs)	Height (cm)	Polarity
1	5.725	-71.04	Pk	34.7	-14.5	11.8	0	-39.04	-17	-22.04	297	184	H
2	5.639	-67.31	Pk	34.6	-14.6	11.8	0	-35.51	-27	-8.51	297	184	H

Pk - Peak detector

UL Korea, Ltd. Confidential
This report shall not be reproduced except in full, without the written approval of UL Korea, Ltd.

VERTICAL PEAK PLOT

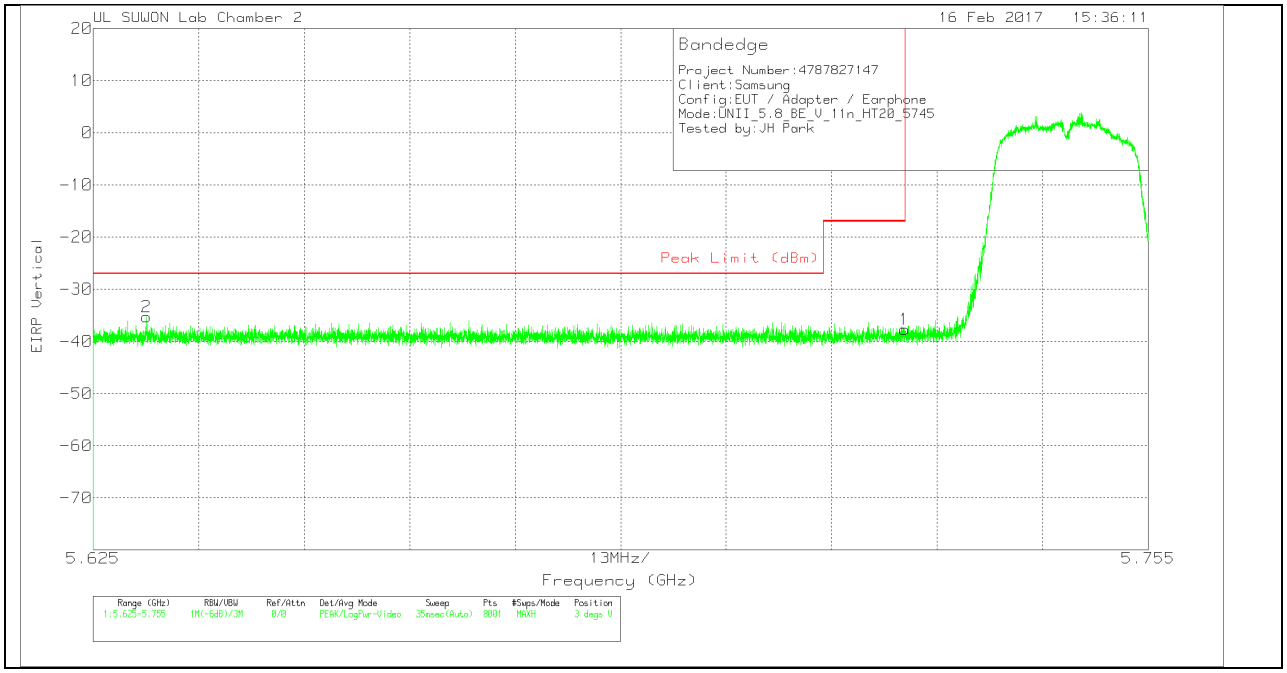

VERTICAL DATA

Trace Markers

Marker	Frequency (GHz)	Meter Reading (dBm)	Det	3117(00168724)_150619	10dB[dB]	Conversion Factor (dB)	DC Corr (dB)	Corrected Reading EIRP	Peak Limit (dBm)	PK Margin (dB)	Azimuth (Degs)	Height (cm)	Polarity
1	5.725	-69.69	Pk	34.7	-14.5	11.8	0	-37.69	-17	-20.69	3	148	V
2	5.632	-67.09	Pk	34.6	-14.6	11.8	0	-35.29	-27	-8.29	3	148	V

Pk - Peak detector

UL Korea, Ltd. Confidential
This report shall not be reproduced except in full, without the written approval of UL Korea, Ltd.

BANDEDGE (HIGH CHANNEL)

HORIZONTAL PEAK AND AVERAGE PLOT

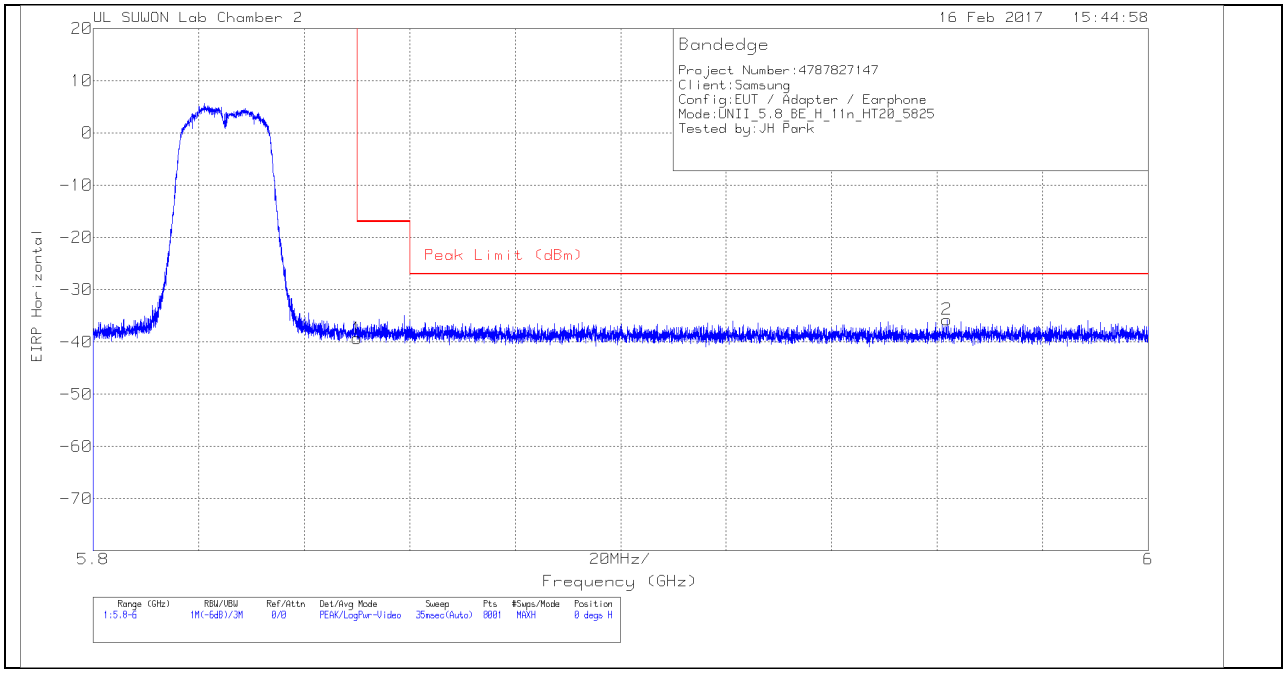

HORIZONTAL DATA

Trace Markers

Marker	Frequency (GHz)	Meter Reading (dBm)	Det	3117(00168724)_150619	10dB[dB]	Conversion Factor (dB)	DC Corr (dB)	Corrected Reading EIRP	Peak Limit (dBm)	PK Margin (dB)	Azimuth (Degs)	Height (cm)	Polarity
1	5.85	-71.52	Pk	34.7	-14.3	11.8	0	-39.32	-17	-22.32	0	169	H
2	5.962	-68.02	Pk	34.8	-14.3	11.8	0	-35.72	-27	-8.72	0	169	H

Pk - Peak detector

UL Korea, Ltd. Confidential
This report shall not be reproduced except in full, without the written approval of UL Korea, Ltd.

VERTICAL PEAK PLOT

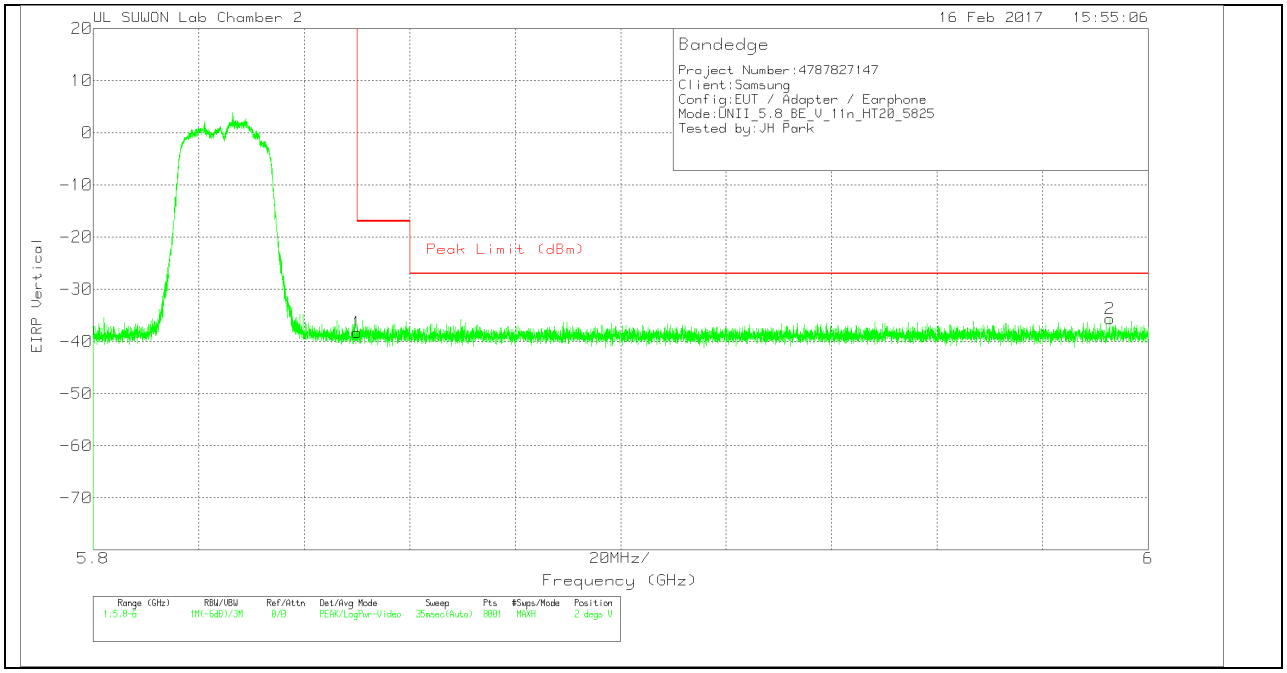

VERTICAL DATA

Trace Markers

Marker	Frequency (GHz)	Meter Reading (dBm)	Det	3117(00168724)_150619	10dB[dB]	Conversion Factor (dB)	DC Corr (dB)	Corrected Reading EIRP	Peak Limit (dBm)	PK Margin (dB)	Azimuth (Degs)	Height (cm)	Polarity
1	5.85	-70.52	Pk	34.7	-14.3	11.8	0	-38.32	-17	-21.32	2	118	V
2	5.993	-67.95	Pk	34.8	-14.3	11.8	0	-35.65	-27	-8.65	2	118	V

Pk - Peak detector

UL Korea, Ltd. Confidential
This report shall not be reproduced except in full, without the written approval of UL Korea, Ltd.

LOW CHANNEL HORIZONTAL

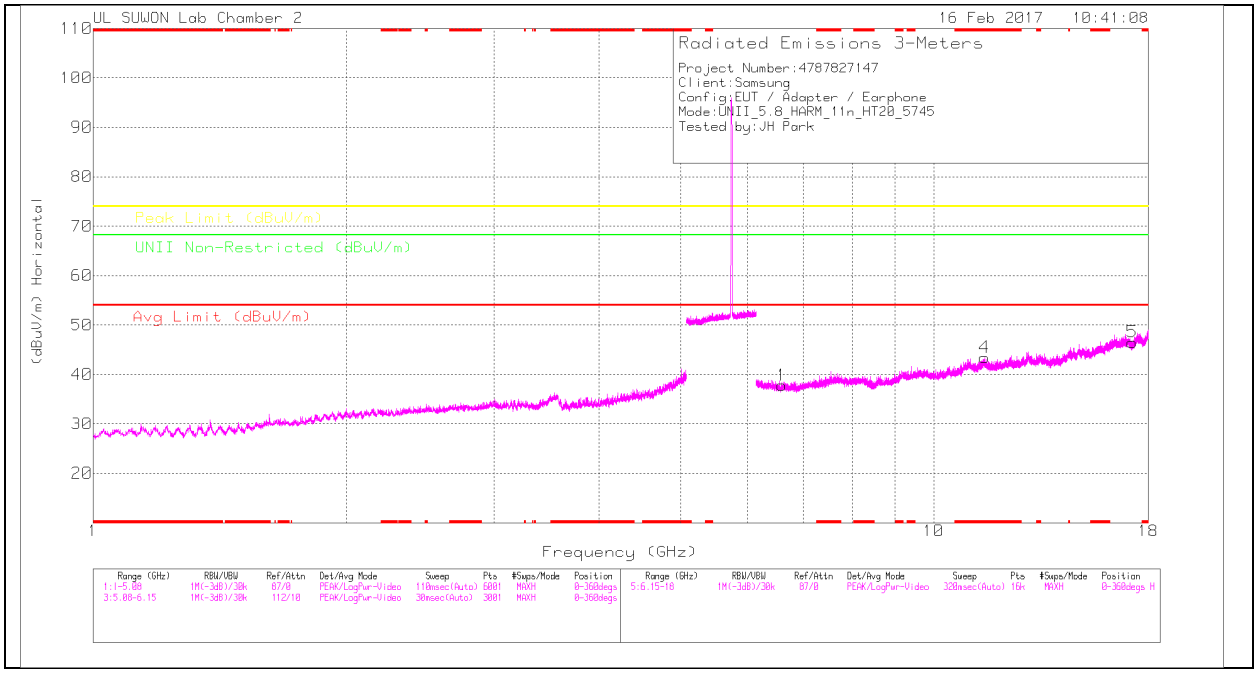

LOW CHANNEL VERTICAL

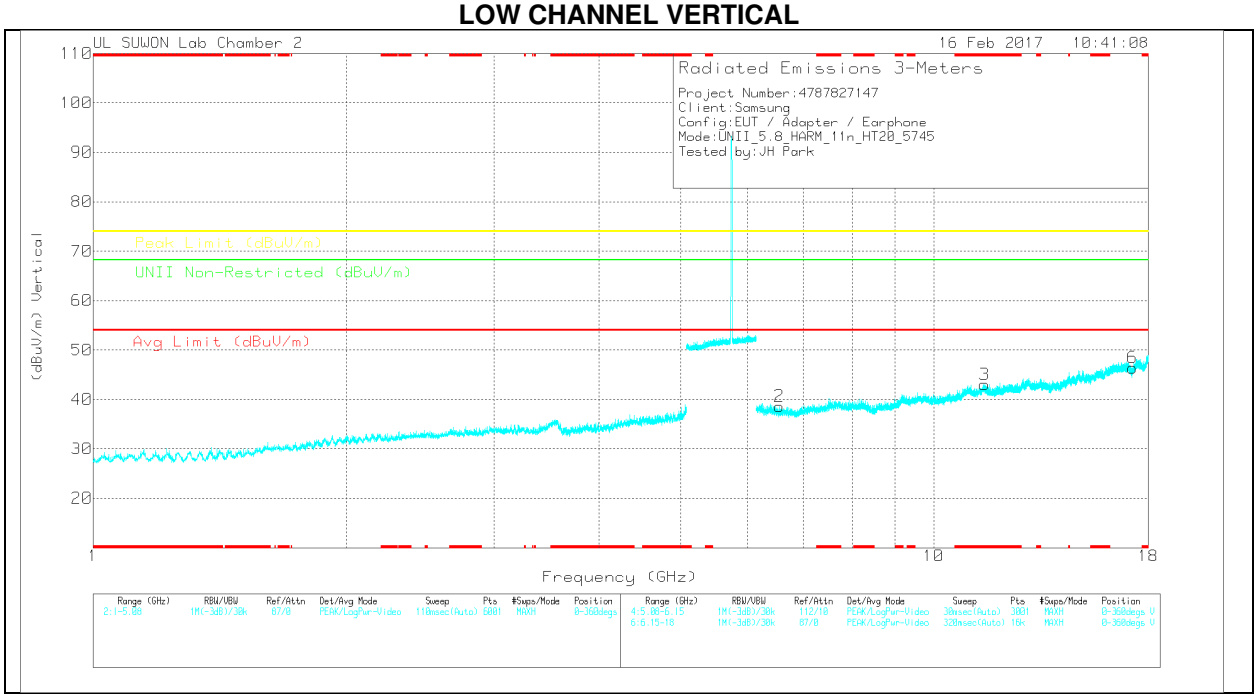

Note: Emission was scanned up to 40GHz; No emissions were detected above the noise floor which was at least 20dB below the specification limit.

UL Korea, Ltd. Confidential
This report shall not be reproduced except in full, without the written approval of UL Korea, Ltd.

LOW CHANNEL DATA

Trace Markers

Marker	Frequency (GHz)	Meter Reading (dBuV)	Det	3117(00168724)_150619	6GHz_HP[dB]	DC Corr (dB)	Corrected Reading (dBuV/m)	Avg Limit (dBuV/m)	Margin (dB)	Peak Limit (dBuV/m)	Margin (dB)	UNII Non-Restricted (dBuV/m)	Margin (dB)	Azimuth (Degs)	Height (cm)	Polarity
1	6.597	24.48	PK	35.3	-22	0	37.78	-	-	-	-	68.2	-30.42	0-360	250	H
4	* 11.495	21.05	PK	38.3	-15.9	0	43.45	-	-	74	-30.55	-	-	0-360	150	H
5	17.227	18.73	PK	41.2	-13.4	0	46.53	-	-	-	-	68.2	-21.67	0-360	150	H
2	6.553	25.71	PK	35.3	-22.4	0	38.61	-	-	-	-	68.2	-29.59	0-360	150	V
3	* 11.495	20.6	PK	38.3	-15.9	0	43	-	-	74	-31	-	-	0-360	150	V
6	17.239	18.61	PK	41.2	-13.4	0	46.41	-	-	-	-	68.2	-21.79	0-360	150	V

* - indicates frequency in CFR15.205/IC7.2.2 Restricted Band

PK – Peak Detector

Note: Only peak measurement was performed. Because peak measurement result of unwanted emission is less than average limit (54dBuV/m).

UL Korea, Ltd. Suwon Laboratory FORM ID: FCC_15E
218 Maeyeong-ro, Yeongtong-gu, Suwon-si, Gyeonggi-do, 16675 Korea TEL: (031) 337-9902,FAX: (031) 213-5433
UL Korea, Ltd. Confidential
This report shall not be reproduced except in full, without the written approval of UL Korea, Ltd.

MID CHANNEL HORIZONTAL

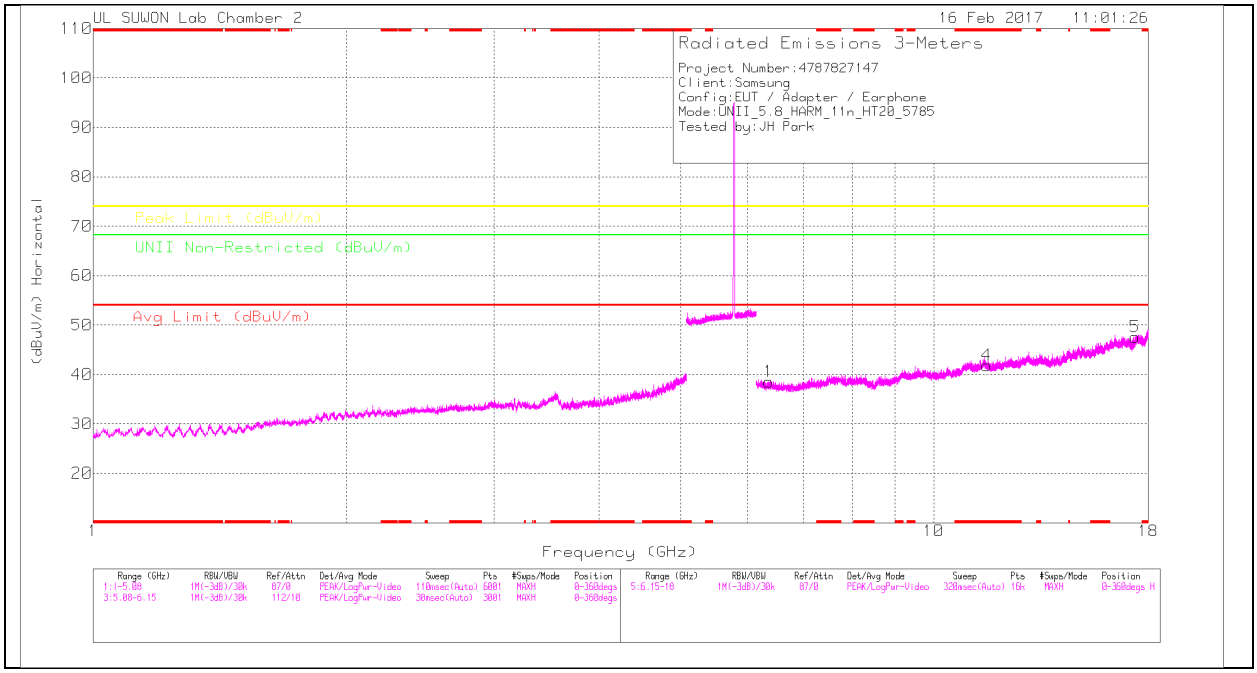

MID CHANNEL VERTICAL

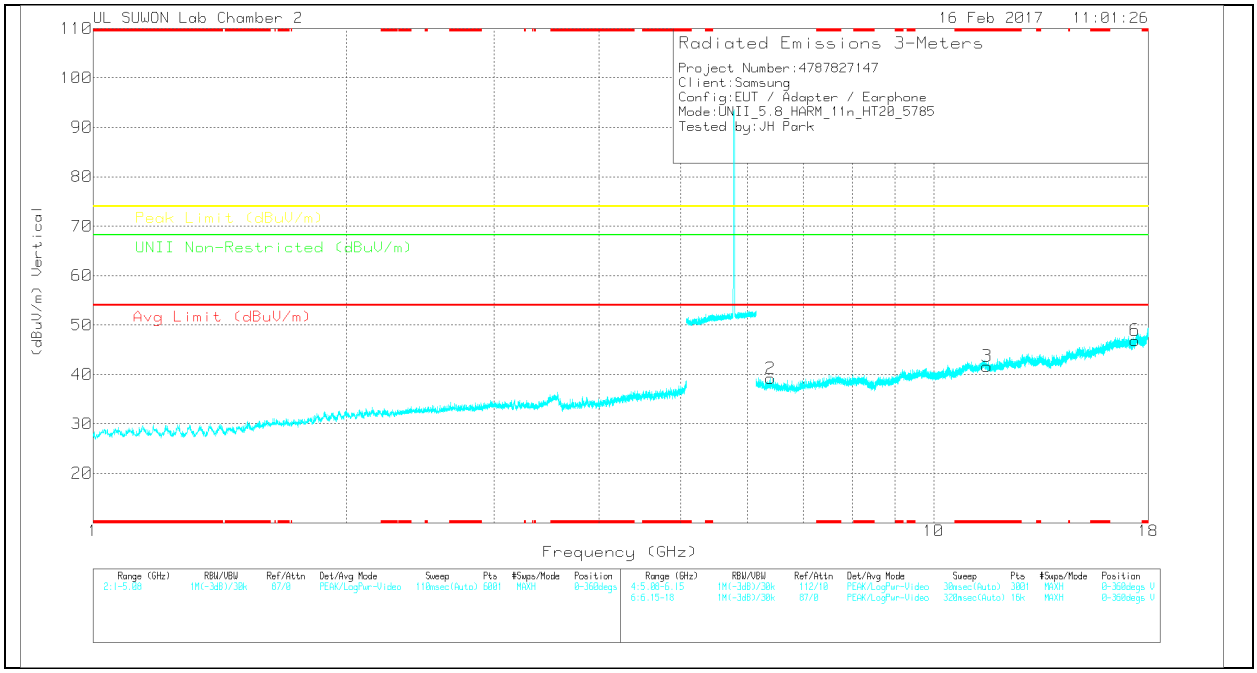

Note: Emission was scanned up to 40GHz; No emissions were detected above the noise floor which was at least 20dB below the specification limit.

UL Korea, Ltd. Confidential
This report shall not be reproduced except in full, without the written approval of UL Korea, Ltd.

MID CHANNEL DATA

Trace Markers

Marker	Frequency (GHz)	Meter Reading (dBuV)	Det	3117(00168724)_150619	6GHz_HP[dB]	DC Corr (dB)	Corrected Reading (dBuV/m)	Avg Limit (dBuV/m)	Margin (dB)	Peak Limit (dBuV/m)	Margin (dB)	UNII Non-Restricted (dBuV/m)	Margin (dB)	Azimuth (Degs)	Height (cm)	Polarity
1	6.367	25.62	PK	35.1	-22.2	0	38.52	-	-	-	-	68.2	-29.68	0-360	150	H
4	* 11.571	19.34	PK	38.4	-15.9	0	41.84	-	-	74	-32.16	-	-	0-360	250	H
5	17.353	19.66	PK	41.2	-13.3	0	47.56	-	-	-	-	68.2	-20.64	0-360	150	H
2	6.399	25.81	PK	35.2	-21.8	0	39.21	-	-	-	-	68.2	-28.99	0-360	150	V
3	* 11.572	19.17	PK	38.4	-15.9	0	41.67	-	-	74	-32.33	-	-	0-360	150	V
6	17.351	18.89	PK	41.2	-13.2	0	46.89	-	-	-	-	68.2	-21.31	0-360	150	V

* - indicates frequency in CFR15.205/IC7.2.2 Restricted Band

PK – Peak Detector

Note: Only peak measurement was performed. Because peak measurement result of unwanted emission is less than average limit (54dBuV/m).

UL Korea, Ltd. Confidential
This report shall not be reproduced except in full, without the written approval of UL Korea, Ltd.

HIGH CHANNEL HORIZONTAL

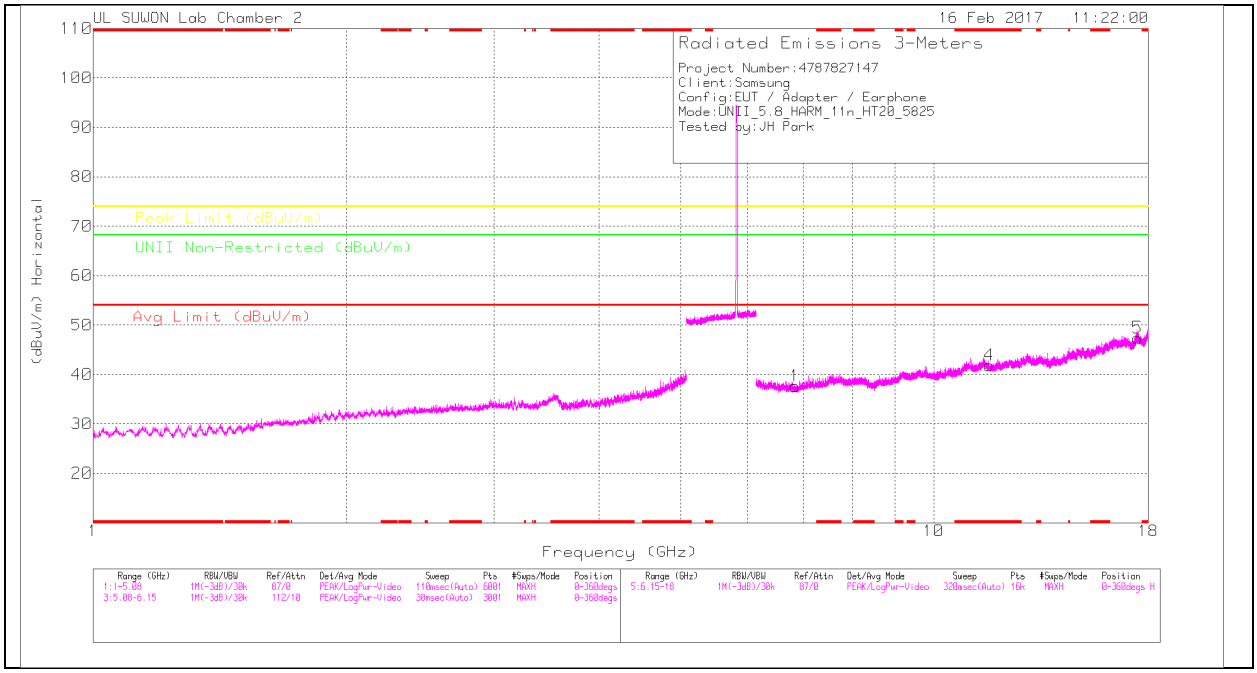

HIGH CHANNEL VERTICAL

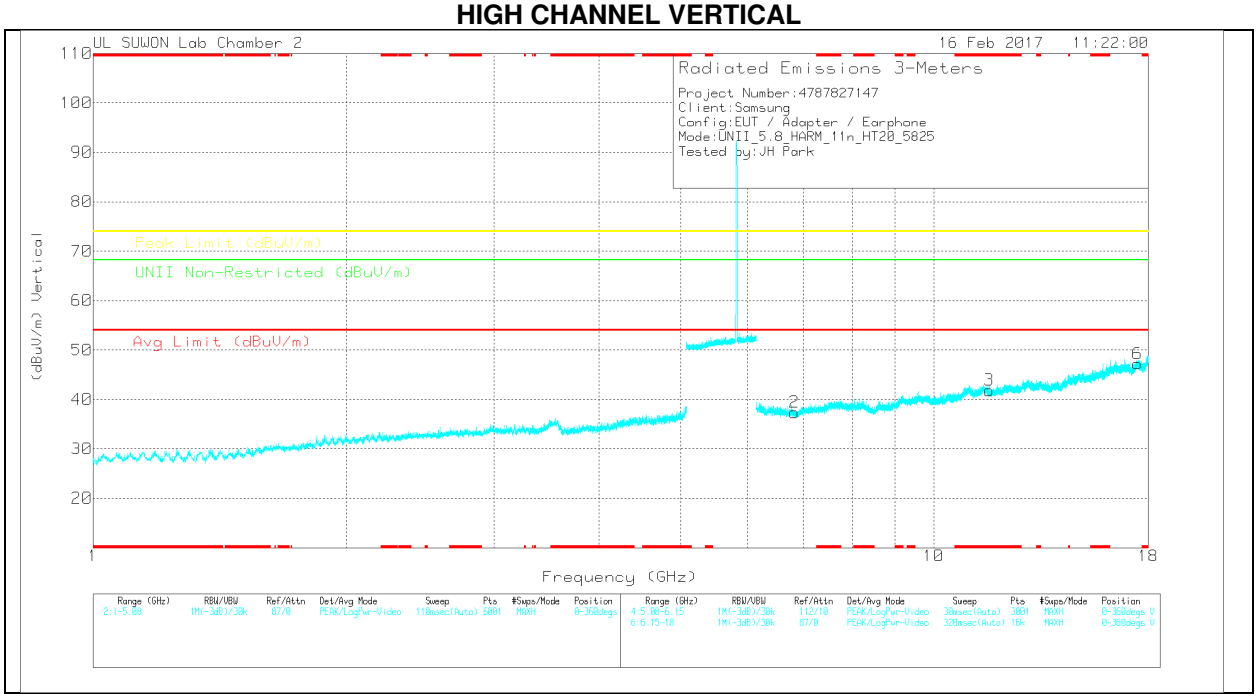

Note: Emission was scanned up to 40GHz; No emissions were detected above the noise floor which was at least 20dB below the specification limit.

UL Korea, Ltd. Confidential
This report shall not be reproduced except in full, without the written approval of UL Korea, Ltd.

HIGH CHANNEL DATA

Trace Markers

Marker	Frequency (GHz)	Meter Reading (dBuV)	Det	3117(00168724)_150619	6GHz_HP[dB]	DC Corr (dB)	Corrected Reading (dBuV/m)	Avg Limit (dBuV/m)	Margin (dB)	Peak Limit (dBuV/m)	Margin (dB)	UNII Non-Restricted (dBuV/m)	Margin (dB)	Azimuth (Degs)	Height (cm)	Polarity
1	6.842	24.05	PK	35.5	-21.9	0	37.65	-	-	-	-	68.2	-30.55	0-360	250	H
4	* 11.65	19.15	PK	38.4	-15.7	0	41.85	-	-	74	-32.15	-	-	0-360	150	H
5	17.476	18.29	PK	41.3	-12.2	0	47.39	-	-	-	-	68.2	-20.81	0-360	250	H
2	6.828	23.79	PK	35.4	-21.8	0	37.39	-	-	-	-	68.2	-30.81	0-360	250	V
3	* 11.649	19.15	PK	38.4	-15.7	0	41.85	-	-	74	-32.15	-	-	0-360	250	V
6	17.477	18.14	PK	41.3	-12.2	0	47.24	-	-	-	-	68.2	-20.96	0-360	250	V

* - indicates frequency in CFR15.205/IC7.2.2 Restricted Band

PK – Peak Detector

Note: Only peak measurement was performed. Because peak measurement result of unwanted emission is less than average limit (54dBuV/m).

UL Korea, Ltd. Suwon Laboratory FORM ID: FCC_15E
218 Maeyeong-ro, Yeongtong-gu, Suwon-si, Gyeonggi-do, 16675 Korea TEL: (031) 337-9902,FAX: (031) 213-5433
UL Korea, Ltd. Confidential
This report shall not be reproduced except in full, without the written approval of UL Korea, Ltd.

10.4.3. TX ABOVE 1GHz 802.11n HT40 2Tx CDD MODE IN THE 5.8GHz BAND BANDEDGE (LOW CHANNEL)

HORIZONTAL PEAK PLOT

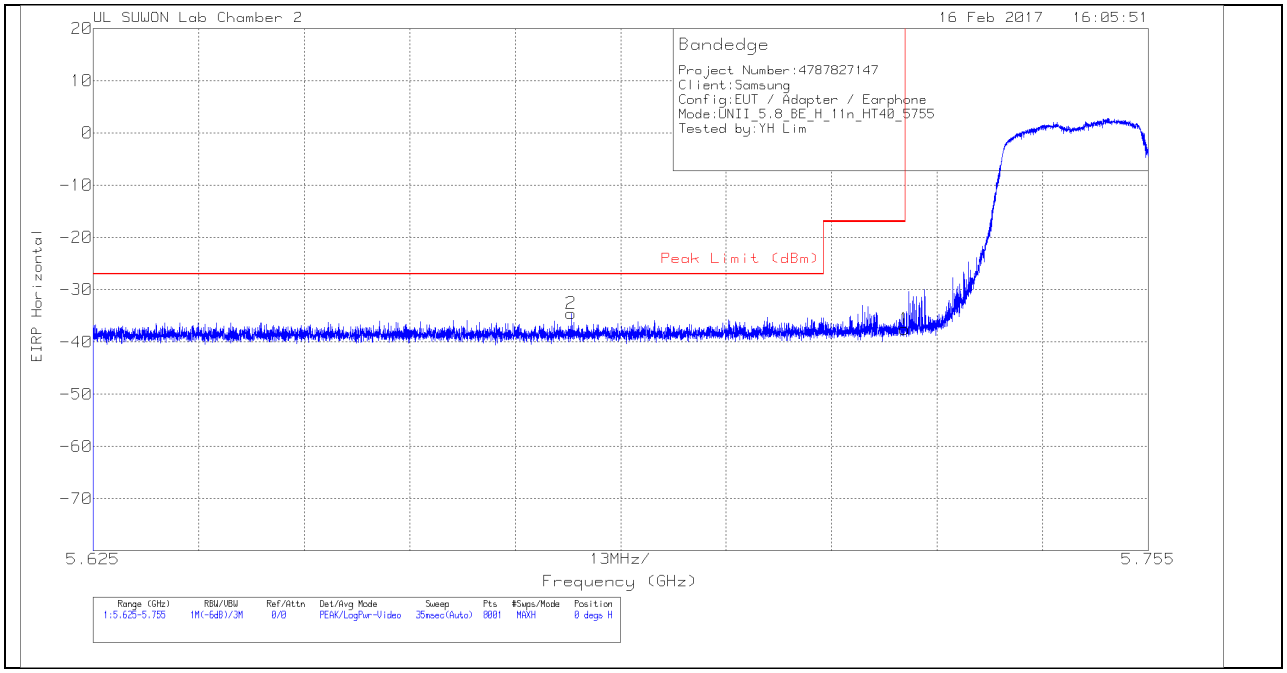

HORIZONTAL DATA

Trace Markers

Marker	Frequency (GHz)	Meter Reading (dBm)	Det	3117(00168724)_150619	10dB[dB]	Conversion Factor (dB)	DC Corr (dB)	Corrected Reading EIRP	Peak Limit (dBm)	PK Margin (dB)	Azimuth (Degs)	Height (cm)	Polarity
1	5.725	-69.5	Pk	34.7	-14.5	11.8	0	-37.5	-17	-20.5	0	186	H
2	5.684	-66.42	Pk	34.6	-14.5	11.8	0	-34.52	-27	-7.52	0	186	H

Pk - Peak detector

UL Korea, Ltd. Confidential
This report shall not be reproduced except in full, without the written approval of UL Korea, Ltd.

VERTICAL PEAK PLOT

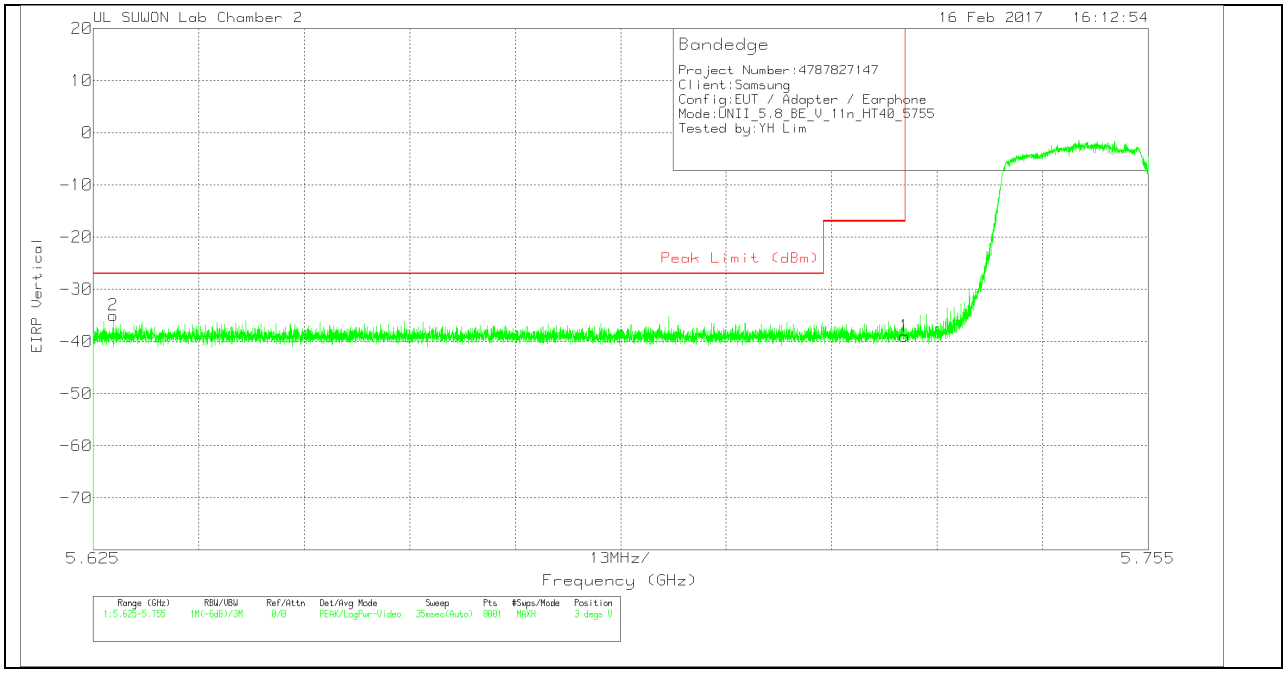

VERTICAL DATA

Trace Markers

Marker	Frequency (GHz)	Meter Reading (dBm)	Det	3117(00168724)_150619	10dB[dB]	Conversion Factor (dB)	DC Corr (dB)	Corrected Reading EIRP	Peak Limit (dBm)	PK Margin (dB)	Azimuth (Degs)	Height (cm)	Polarity
1	5.725	-70.99	Pk	34.7	-14.5	11.8	0	-38.99	-17	-21.99	3	147	V
2	5.628	-66.79	Pk	34.6	-14.6	11.8	0	-34.99	-27	-7.99	3	147	V

Pk - Peak detector

UL Korea, Ltd. Confidential
This report shall not be reproduced except in full, without the written approval of UL Korea, Ltd.

BANDEDGE (HIGH CHANNEL)

HORIZONTAL PEAK PLOT

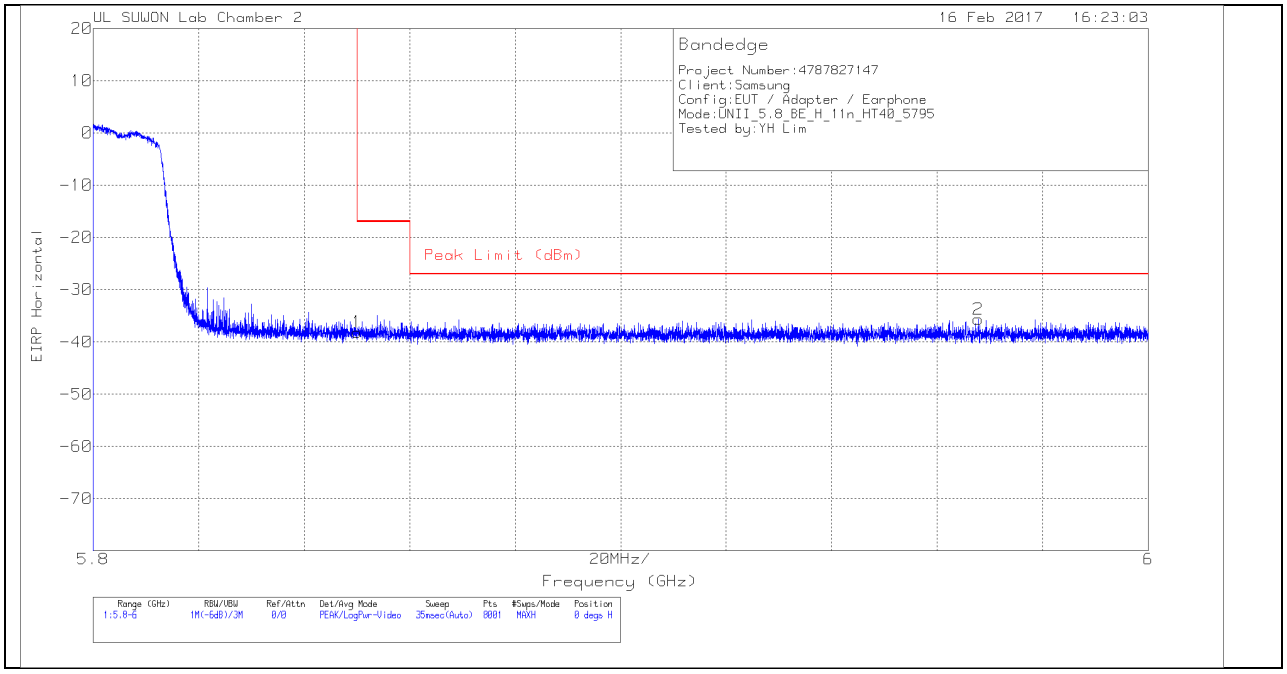

HORIZONTAL DATA

Trace Markers

Marker	Frequency (GHz)	Meter Reading (dBm)	Det	3117(00168724)_150619	10dB[dB]	Conversion Factor (dB)	DC Corr (dB)	Corrected Reading EIRP	Peak Limit (dBm)	PK Margin (dB)	Azimuth (Degs)	Height (cm)	Polarity
1	5.85	-70.35	Pk	34.7	-14.3	11.8	0	-38.15	-17	-21.15	0	216	H
2	5.968	-67.98	Pk	34.8	-14.3	11.8	0	-35.68	-27	-8.68	0	216	H

Pk - Peak detector

UL Korea, Ltd. Confidential
This report shall not be reproduced except in full, without the written approval of UL Korea, Ltd.

VERTICAL PEAK PLOT

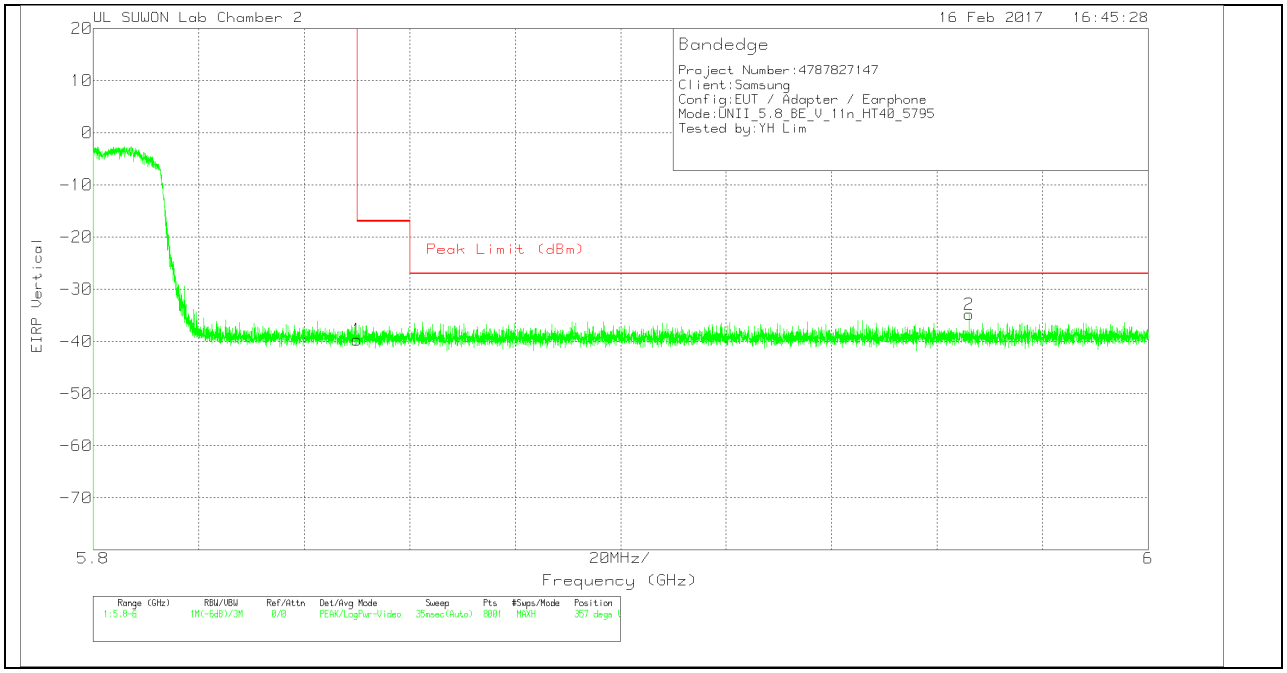

VERTICAL DATA

Trace Markers

Marker	Frequency (GHz)	Meter Reading (dBm)	Det	3117(00168724)_150619	10dB[dB]	Conversion Factor (dB)	DC Corr (dB)	Corrected Reading EIRP	Peak Limit (dBm)	PK Margin (dB)	Azimuth (Degs)	Height (cm)	Polarity
1	5.85	-71.88	Pk	34.7	-14.3	11.8	0	-39.68	-17	-22.68	357	150	V
2	5.966	-67.11	Pk	34.8	-14.3	11.8	0	-34.81	-27	-7.81	357	150	V

Pk - Peak detector

UL Korea, Ltd. Confidential
This report shall not be reproduced except in full, without the written approval of UL Korea, Ltd.

LOW CHANNEL HORIZONTAL

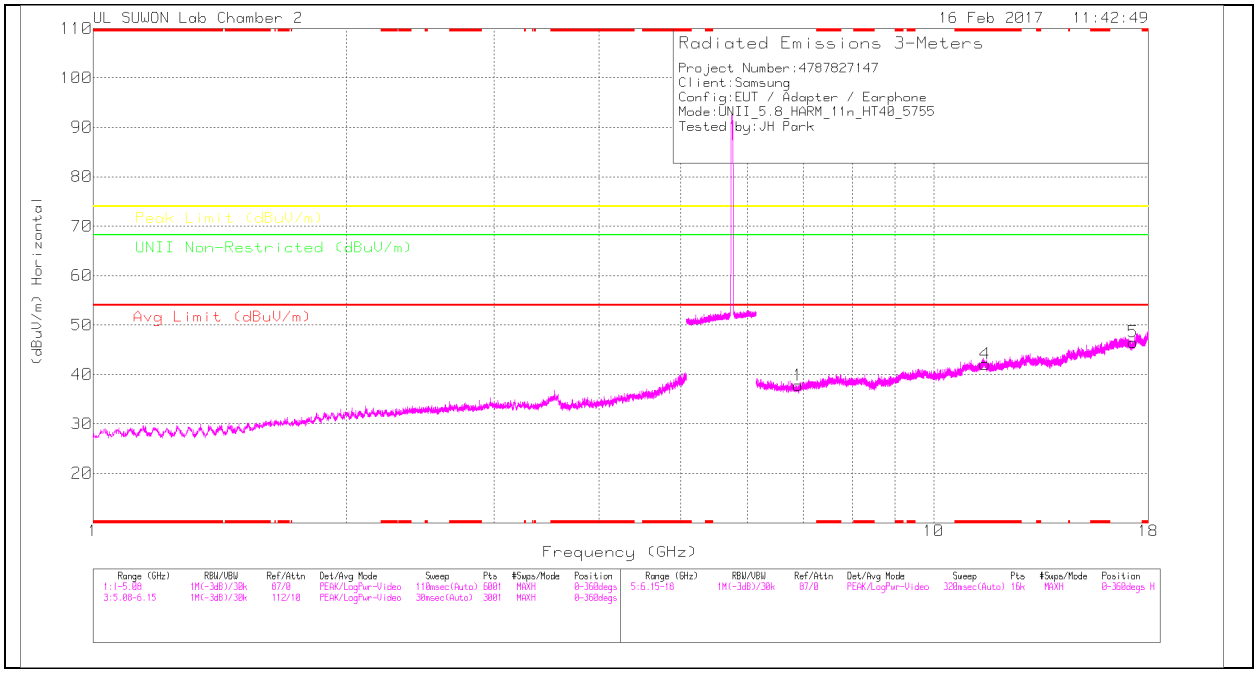

LOW CHANNEL VERTICAL

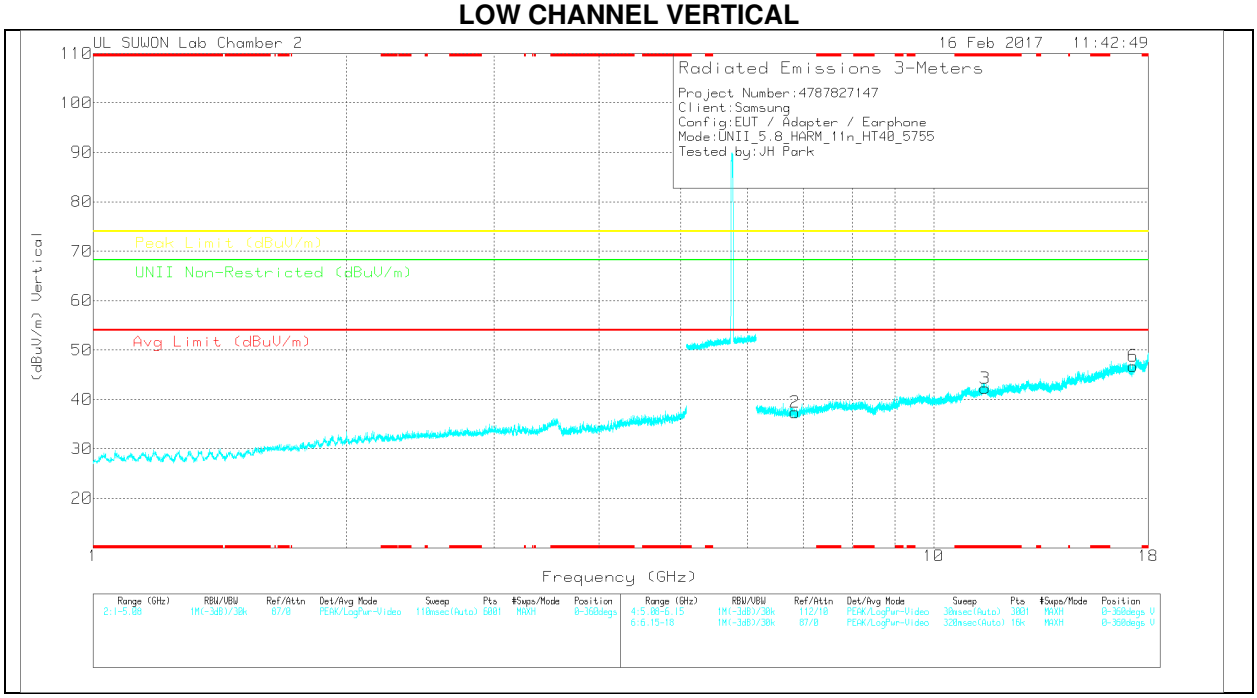

Note: Emission was scanned up to 40GHz; No emissions were detected above the noise floor which was at least 20dB below the specification limit.

UL Korea, Ltd. Confidential
This report shall not be reproduced except in full, without the written approval of UL Korea, Ltd.

LOW CHANNEL DATA

Trace Markers

Marker	Frequency (GHz)	Meter Reading (dBuV)	Det	3117(00168724)_150619	6GHz_HP[dB]	DC Corr (dB)	Corrected Reading (dBuV/m)	Avg Limit (dBuV/m)	Margin (dB)	Peak Limit (dBuV/m)	Margin (dB)	UNII Non-Restricted (dBuV/m)	Margin (dB)	Azimuth (Degs)	Height (cm)	Polarity
1	6.897	24.19	PK	35.5	-21.9	0	37.79	-	-	-	-	68.2	-30.41	0-360	150	H
4	* 11.513	19.7	PK	38.3	-15.9	0	42.1	-	-	74	-31.9	-	-	0-360	150	H
5	17.265	18.73	PK	41.2	-13.4	0	46.53	-	-	-	-	68.2	-21.67	0-360	250	H
2	6.839	23.88	PK	35.4	-21.9	0	37.38	-	-	-	-	68.2	-30.82	0-360	250	V
3	* 11.512	19.88	PK	38.3	-15.9	0	42.28	-	-	74	-31.72	-	-	0-360	250	V
6	17.261	18.97	PK	41.2	-13.4	0	46.77	-	-	-	-	68.2	-21.43	0-360	150	V

* - indicates frequency in CFR15.205/IC7.2.2 Restricted Band

PK – Peak Detector

Note: Only peak measurement was performed. Because peak measurement result of unwanted emission is less than average limit (54dBuV/m).

UL Korea, Ltd. Suwon Laboratory FORM ID: FCC_15E
218 Maeyeong-ro, Yeongtong-gu, Suwon-si, Gyeonggi-do, 16675 Korea TEL: (031) 337-9902,FAX: (031) 213-5433
UL Korea, Ltd. Confidential
This report shall not be reproduced except in full, without the written approval of UL Korea, Ltd.

HIGH CHANNEL HORIZONTAL

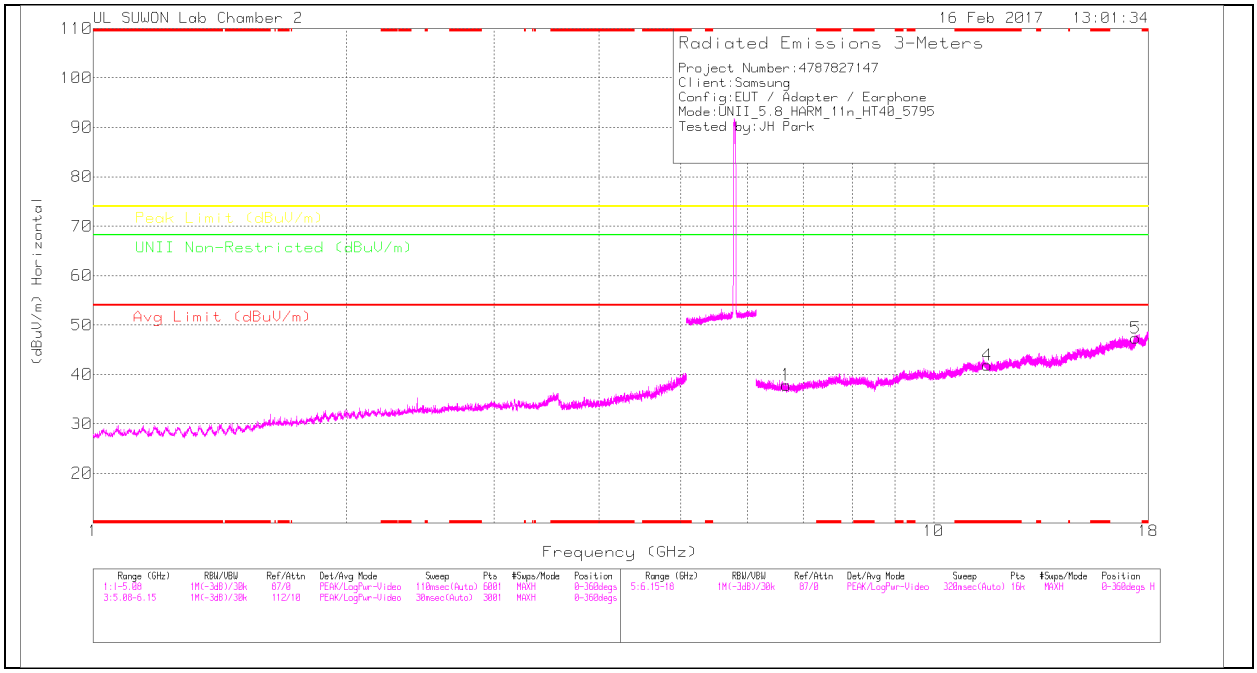

HIGH CHANNEL VERTICAL

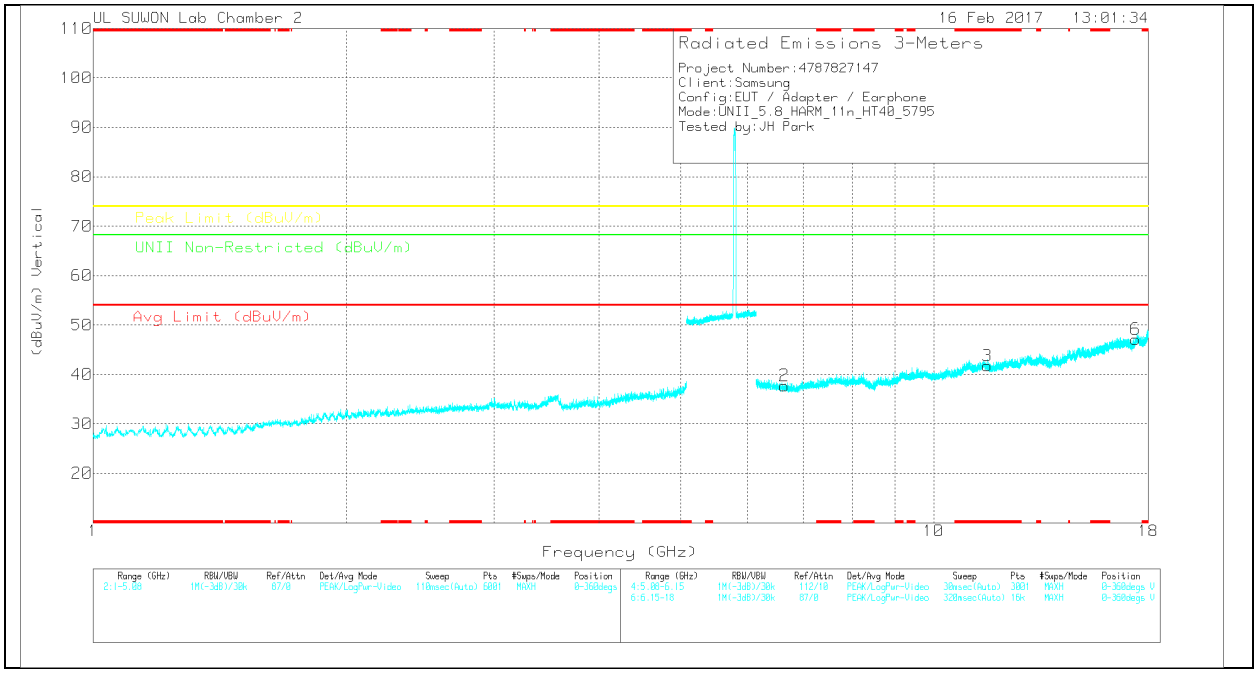

Note: Emission was scanned up to 40GHz; No emissions were detected above the noise floor which was at least 20dB below the specification limit.

UL Korea, Ltd. Confidential
This report shall not be reproduced except in full, without the written approval of UL Korea, Ltd.

HIGH CHANNEL DATA

Trace Markers

Marker	Frequency (GHz)	Meter Reading (dBuV)	Det	3117(00168724)_150619	6GHz_HP[dB]	DC Corr (dB)	Corrected Reading (dBuV/m)	Avg Limit (dBuV/m)	Margin (dB)	Peak Limit (dBuV/m)	Margin (dB)	UNII Non-Restricted (dBuV/m)	Margin (dB)	Azimuth (Degs)	Height (cm)	Polarity
1	6.677	23.85	PK	35.4	-21.4	0	37.85	-	-	-	-	68.2	-30.35	0-360	150	H
4	* 11.591	19.38	PK	38.4	-15.9	0	41.88	-	-	74	-32.12	-	-	0-360	150	H
5	17.385	19.23	PK	41.2	-13.1	0	47.33	-	-	-	-	68.2	-20.87	0-360	150	H
2	6.642	24.13	PK	35.3	-21.7	0	37.73	-	-	-	-	68.2	-30.47	0-360	250	V
3	* 11.59	19.25	PK	38.4	-15.9	0	41.75	-	-	74	-32.25	-	-	0-360	150	V
6	17.388	18.92	PK	41.2	-13	0	47.12	-	-	-	-	68.2	-21.08	0-360	250	V

* - indicates frequency in CFR15.205/IC7.2.2 Restricted Band

PK – Peak Detector

Note: Only peak measurement was performed. Because peak measurement result of unwanted emission is less than average limit (54dBuV/m).

UL Korea, Ltd. Confidential
This report shall not be reproduced except in full, without the written approval of UL Korea, Ltd.

10.4.4. TX ABOVE 1GHz 802.11ac VHT80 2Tx CDD MODE IN THE 5.8GHz BAND BANDEDGE (Lower side)

HORIZONTAL PEAK PLOT

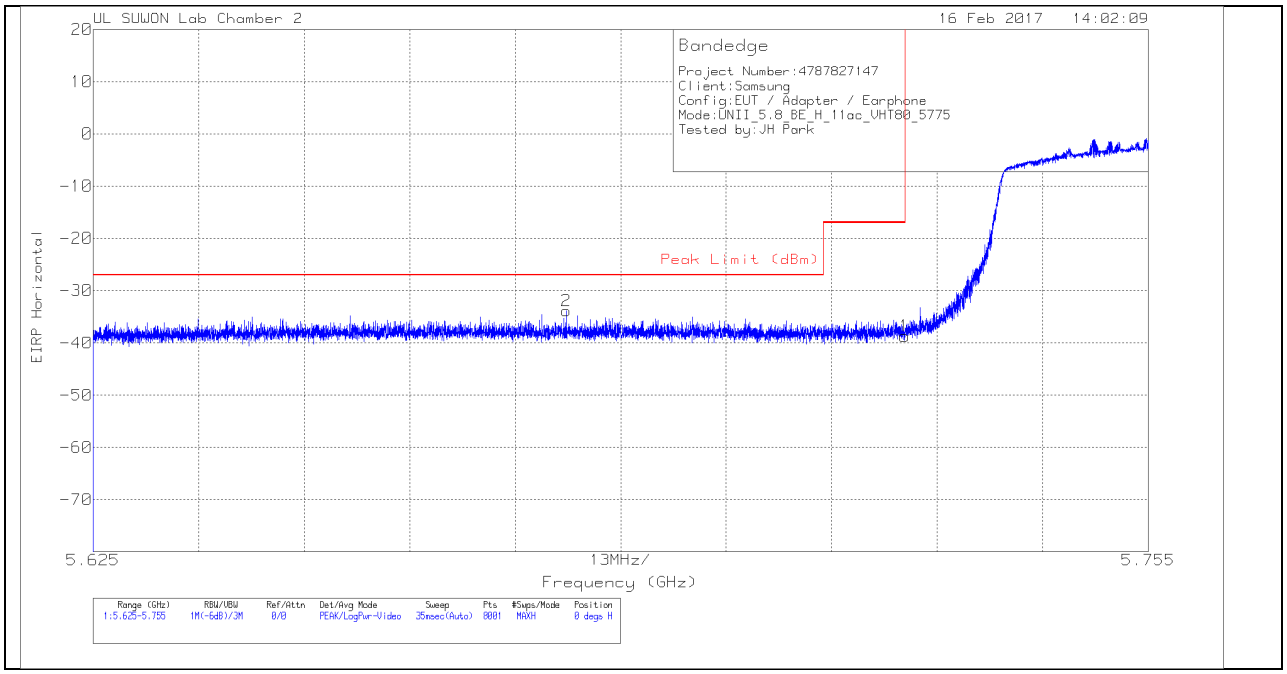

HORIZONTAL DATA

Trace Markers

Marker	Frequency (GHz)	Meter Reading (dBm)	Det	3117(00168724)_150619	10dB[dB]	Conversion Factor (dB)	DC Corr (dB)	Corrected Reading EIRP	Peak Limit (dBm)	PK Margin (dB)	Azimuth (Degs)	Height (cm)	Polarity
1	5.725	-70.71	Pk	34.7	-14.5	11.8	0	-38.71	-17	-21.71	0	198	H
2	5.683	-65.76	Pk	34.6	-14.5	11.8	0	-33.86	-27	-6.86	0	198	H

Pk - Peak detector

UL Korea, Ltd. Confidential
This report shall not be reproduced except in full, without the written approval of UL Korea, Ltd.

VERTICAL PEAK PLOT

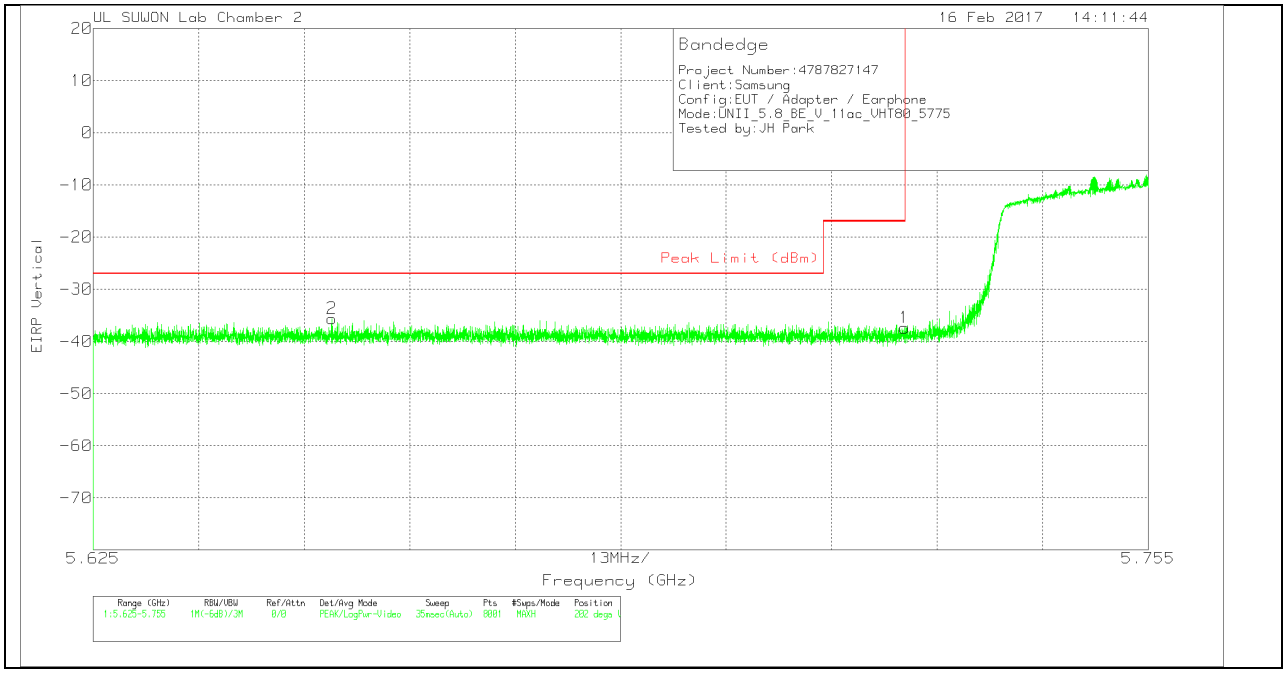

VERTICAL DATA

Trace Markers

Marker	Frequency (GHz)	Meter Reading (dBm)	Det	3117(00168724)_150619	10dB[dB]	Conversion Factor (dB)	DC Corr (dB)	Corrected Reading EIRP	Peak Limit (dBm)	PK Margin (dB)	Azimuth (Degs)	Height (cm)	Polarity
1	5.725	-69.38	Pk	34.7	-14.5	11.8	0	-37.38	-17	-20.38	202	115	V
2	5.654	-67.43	Pk	34.6	-14.6	11.8	0	-35.63	-27	-8.63	202	115	V

Pk - Peak detector

UL Korea, Ltd. Confidential
This report shall not be reproduced except in full, without the written approval of UL Korea, Ltd.

MID CHANNEL HORIZONTAL

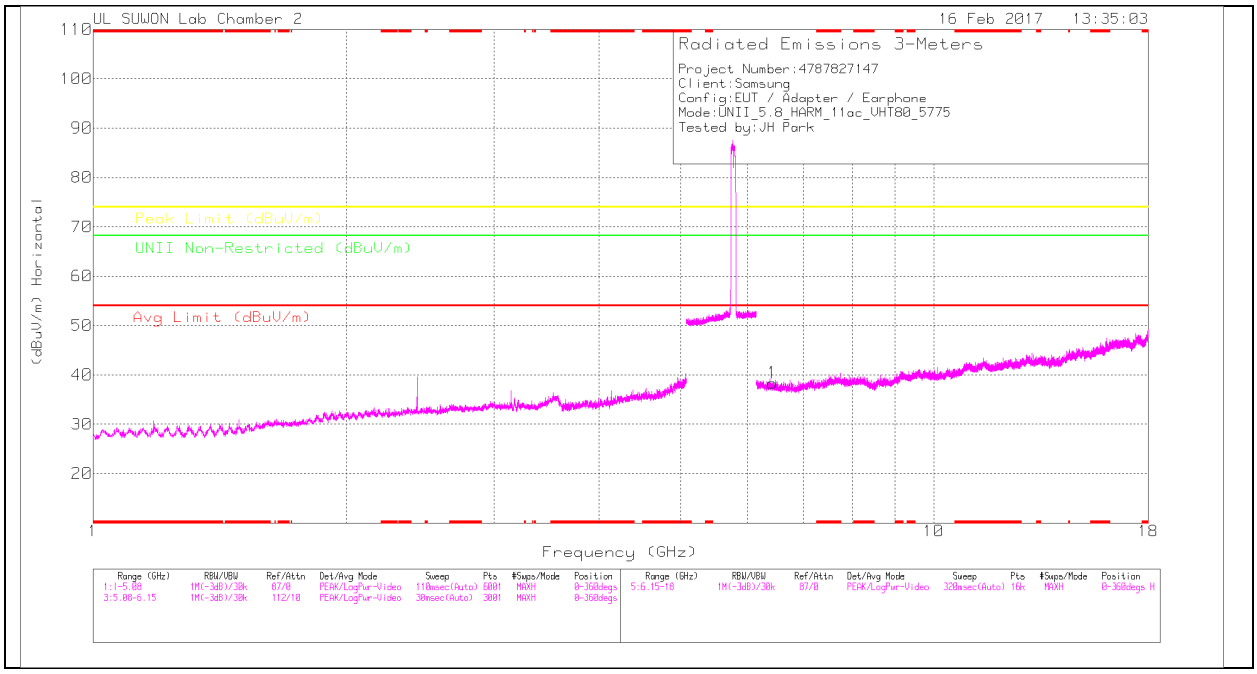

MID CHANNEL VERTICAL

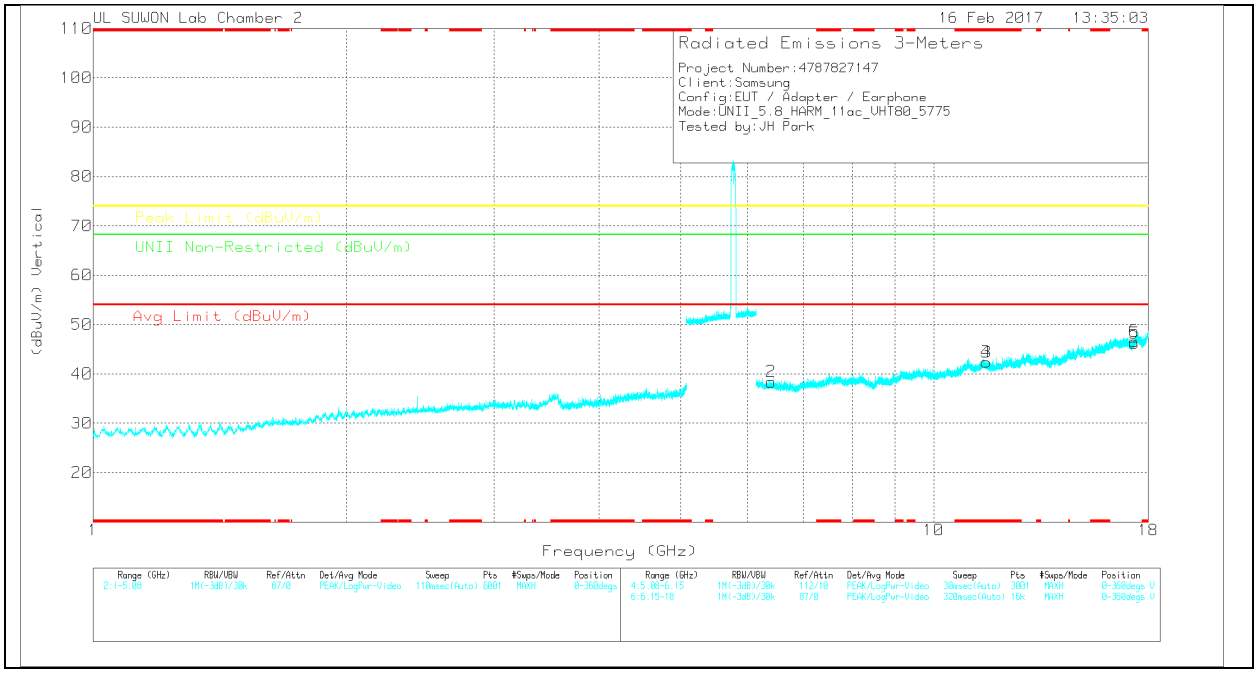

Note: Emission was scanned up to 40GHz; No emissions were detected above the noise floor which was at least 20dB below the specification limit.

UL Korea, Ltd. Confidential
This report shall not be reproduced except in full, without the written approval of UL Korea, Ltd.

MID CHANNEL DATA

Trace Markers

Marker	Frequency (GHz)	Meter Reading (dBuV)	Det	3117(00168724)_150619	6GHz_HP[dB]	DC Corr (dB)	Corrected Reading (dBuV/m)	Avg Limit (dBuV/m)	Margin (dB)	Peak Limit (dBuV/m)	Margin (dB)	UNII Non-Restricted (dBuV/m)	Margin (dB)	Azimuth (Degs)	Height (cm)	Polarity
1	6.425	24.67	PK	35.2	-21.5	0	38.37	-	-	-	-	68.2	-29.83	0-360	250	H
2	6.408	24.91	PK	35.2	-21.7	0	38.41	-	-	-	-	68.2	-29.79	0-360	250	V
3	* 11.552	19.9	PK	38.4	-15.9	0	42.4	-	-	74	-31.6	-	-	0-360	250	V
4	* 11.552	19.9	PK	38.4	-15.9	0	42.4	-	-	74	-31.6	-	-	0-360	250	V
5	17.325	18.31	PK	41.2	-13.3	0	46.21	-	-	-	-	68.2	-21.99	0-360	150	V
6	17.322	18.83	PK	41.2	-13.4	0	46.63	-	-	-	-	68.2	-21.57	0-360	150	V

* - indicates frequency in CFR15.205/IC7.2.2 Restricted Band

PK – Peak Detector

Note: Only peak measurement was performed. Because peak measurement result of unwanted emission is less than average limit (54dBuV/m).

UL Korea, Ltd. Confidential
This report shall not be reproduced except in full, without the written approval of UL Korea, Ltd.

BANDEDGE

TX ABOVE 1GHz 802.11n HT40 2Tx CDD MODE IN THE 5.5GHz LOW CHANNEL equipped with keyboard

HORIZONTAL PEAK AND AVERAGE PLOT

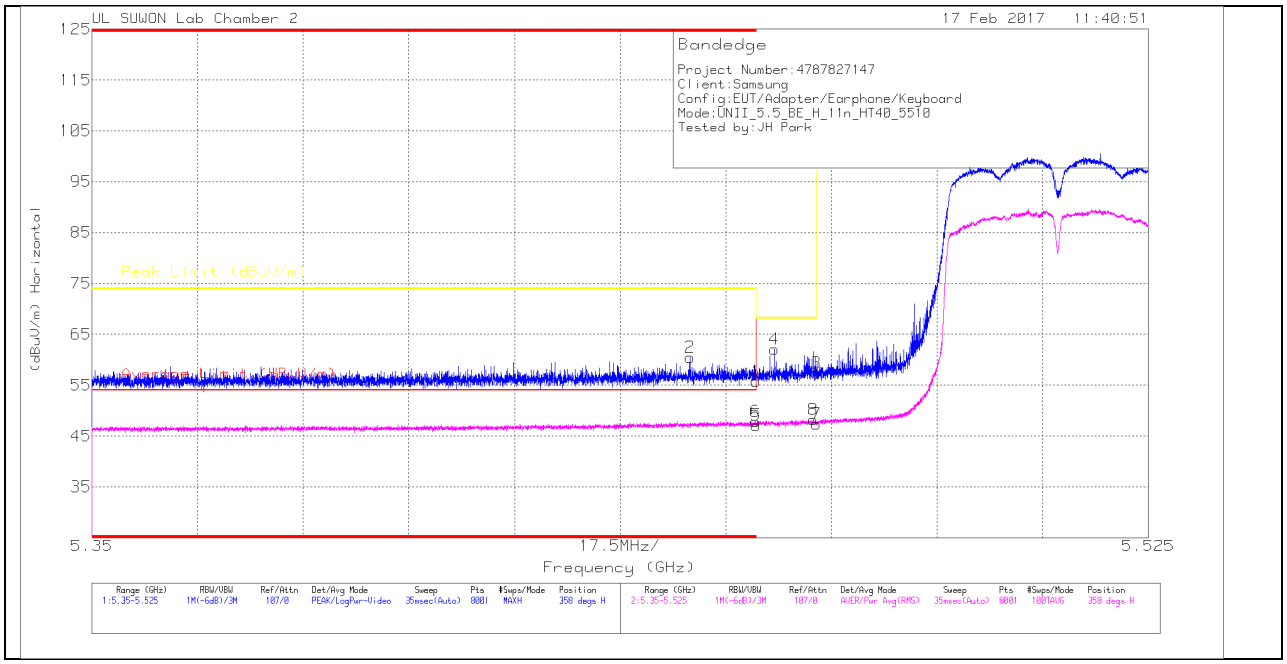

HORIZONTAL DATA

Trace Markers

Marker	Frequency (GHz)	Meter Reading (dBuV)	Det	3117(00168724)_150619	10dB[dB]	DC Corr (dB)	Corrected Reading (dBuV/m)	Average Limit (dBuV/m)	Margin (dB)	Peak Limit (dBuV/m)	PK Margin (dB)	Azimuth (Degs)	Height (cm)	Polarity
1	* 5.46	36.29	Pk	34.5	-15	0	55.79	-	-	74	-18.21	358	311	H
2	* 5.449	41.05	Pk	34.5	-15.1	0	60.45	-	-	74	-13.55	358	311	H
3	5.47	37.93	Pk	34.5	-15	0	57.43	-	-	68.2	-10.77	358	311	H
4	5.463	42.71	Pk	34.5	-15.1	0	62.11	-	-	68.2	-6.09	358	311	H
5	* 5.46	27.2	RMS	34.5	-15	.47	47.17	54	-6.83	-	-	358	311	H
6	* 5.46	27.9	RMS	34.5	-15	.47	47.87	54	-6.13	-	-	358	311	H

* - indicates frequency in CFR15.205/IC7.2.2 Restricted Band

Pk - Peak detector

RMS - RMS detection

UL Korea, Ltd. Confidential
This report shall not be reproduced except in full, without the written approval of UL Korea, Ltd.

VERTICAL PEAK AND AVERAGE PLOT

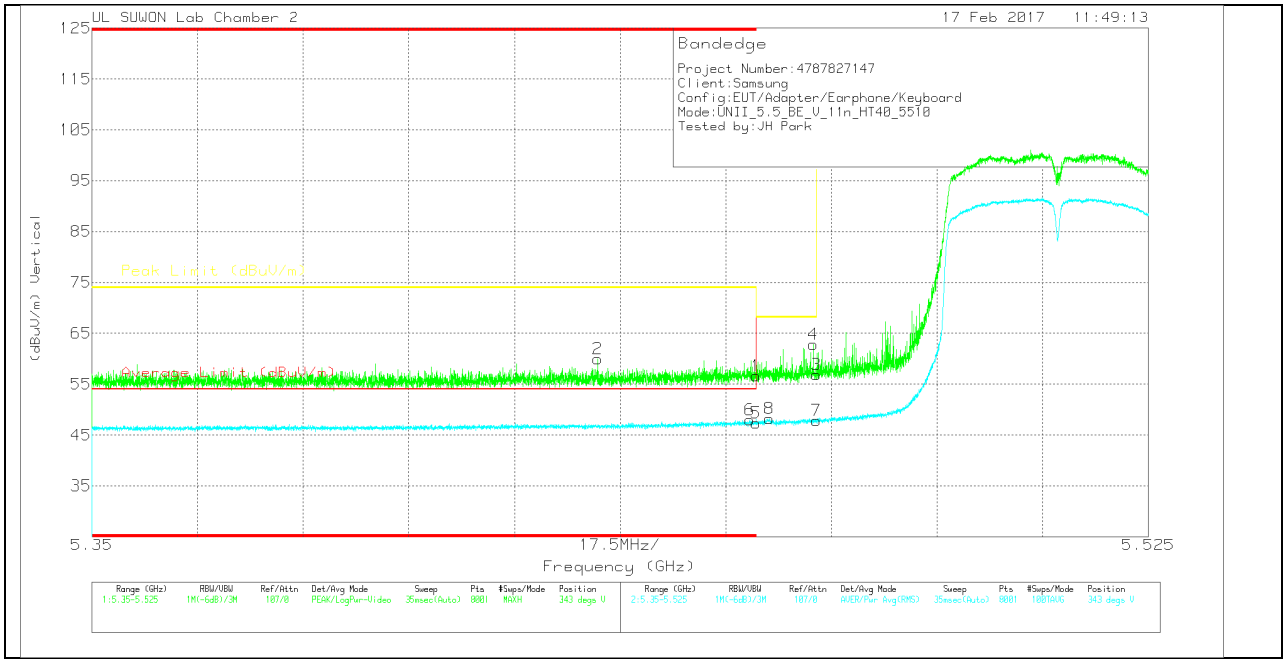

VERTICAL DATA

Trace Markers

Marker	Frequency (GHz)	Meter Reading (dBuV)	Det	3117(00168724)_150619	10dB[dB]	DC Corr (dB)	Corrected Reading (dBuV/m)	Average Limit (dBuV/m)	Margin (dB)	Peak Limit (dBuV/m)	PK Margin (dB)	Azimuth (Degs)	Height (cm)	Polarity
1	* 5.46	37.19	Pk	34.5	-15	0	56.69	-	-	74	-17.31	343	156	V
2	* 5.434	40.56	Pk	34.5	-15.1	0	59.96	-	-	74	-14.04	343	156	V
3	5.47	37.42	Pk	34.5	-15	0	56.92	-	-	68.2	-11.28	343	156	V
4	5.469	43.27	Pk	34.5	-15	0	62.77	-	-	68.2	-5.43	343	156	V
5	* 5.46	27.38	RMS	34.5	-15	.47	47.35	54	-6.65	-	-	343	156	V
6	* 5.459	27.97	RMS	34.5	-15	.47	47.94	54	-6.06	-	-	343	156	V

* - indicates frequency in CFR15.205/IC7.2.2 Restricted Band

Pk - Peak detector

RMS - RMS detection

UL Korea, Ltd. Confidential
This report shall not be reproduced except in full, without the written approval of UL Korea, Ltd.

BANDEDGE
TX ABOVE 1GHz 802.11ac VHT80 2Tx CDD MODE IN THE 5.5GHz LOW CHANNEL equipped with keyboard

HORIZONTAL PEAK AND AVERAGE PLOT

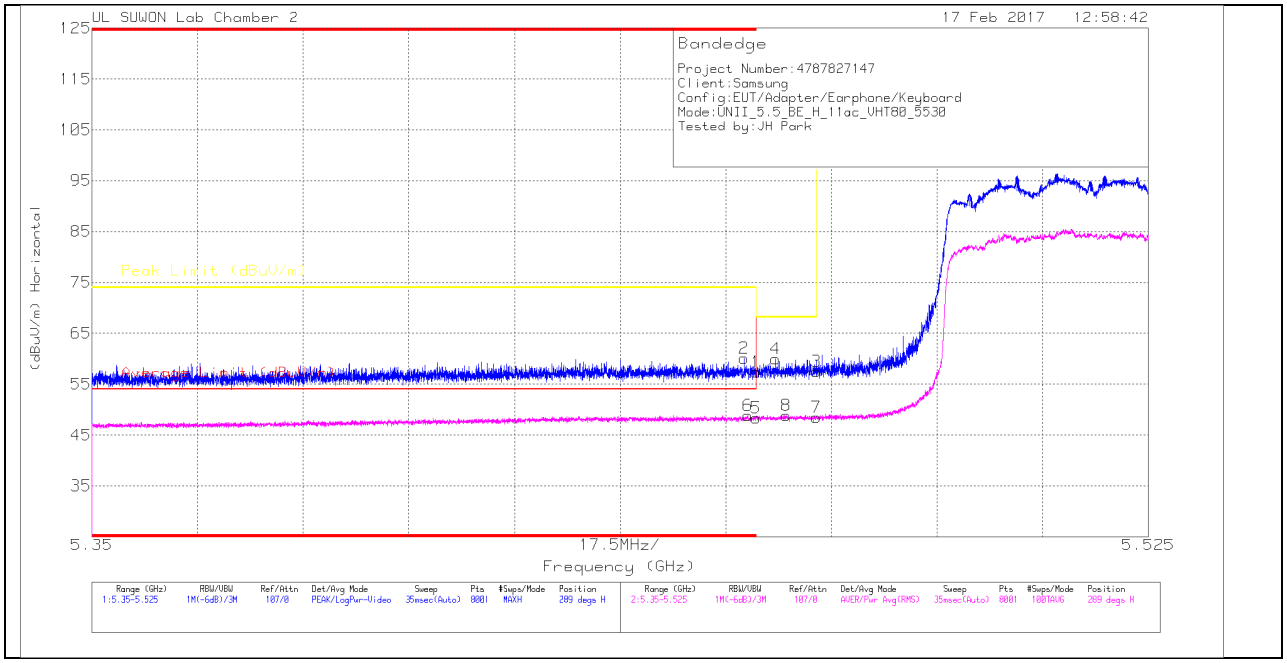

HORIZONTAL DATA

Trace Markers

Marker	Frequency (GHz)	Meter Reading (dBuV)	Det	3117(00168724)_150619	10dB[dB]	DC Corr (dB)	Corrected Reading (dBuV/m)	Average Limit (dBuV/m)	Margin (dB)	Peak Limit (dBuV/m)	PK Margin (dB)	Azimuth (Degs)	Height (cm)	Polarity
1	* 5.46	37.85	Pk	34.5	-15	0	57.35	-	-	74	-16.65	289	140	H
2	* 5.458	40.73	Pk	34.5	-15.1	0	60.13	-	-	74	-13.87	289	140	H
3	5.47	38.02	Pk	34.5	-15	0	57.52	-	-	68.2	-10.68	289	140	H
4	5.463	40.52	Pk	34.5	-15.1	0	59.92	-	-	68.2	-8.28	289	140	H
5	* 5.46	27.99	RMS	34.5	-15	.88	48.37	54	-5.63	-	-	289	140	H
6	* 5.459	28.59	RMS	34.5	-15.1	.88	48.87	54	-5.13	-	-	289	140	H

* - indicates frequency in CFR15.205/IC7.2.2 Restricted Band

Pk - Peak detector

RMS - RMS detection

UL Korea, Ltd. Confidential
This report shall not be reproduced except in full, without the written approval of UL Korea, Ltd.

VERTICAL PEAK AND AVERAGE PLOT

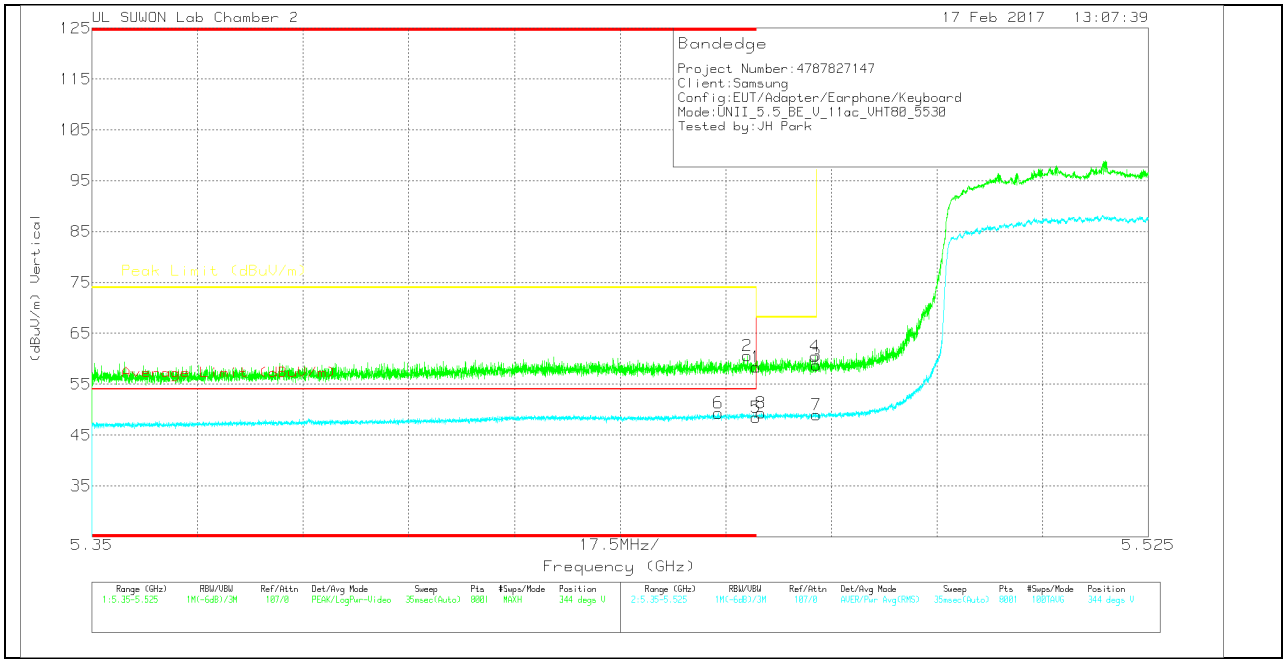

VERTICAL DATA

Trace Markers

Marker	Frequency (GHz)	Meter Reading (dBuV)	Det	3117(00168724)_150619	10dB[dB]	DC Corr (dB)	Corrected Reading (dBuV/m)	Average Limit (dBuV/m)	Margin (dB)	Peak Limit (dBuV/m)	PK Margin (dB)	Azimuth (Degs)	Height (cm)	Polarity
1	* 5.46	38.81	Pk	34.5	-15	0	58.31	-	-	74	-15.69	344	154	V
2	* 5.459	41.17	Pk	34.5	-15.1	0	60.57	-	-	74	-13.43	344	154	V
3	5.47	39.27	Pk	34.5	-15	0	58.77	-	-	68.2	-9.43	344	154	V
4	5.47	41.01	Pk	34.5	-15	0	60.51	-	-	68.2	-7.69	344	154	V
5	* 5.46	28.09	RMS	34.5	-15	.88	48.47	54	-5.53	-	-	344	154	V
6	* 5.454	29	RMS	34.5	-15.1	.88	49.28	54	-4.72	-	-	344	154	V

* - indicates frequency in CFR15.205/IC7.2.2 Restricted Band

Pk - Peak detector

RMS - RMS detection

UL Korea, Ltd. Confidential
This report shall not be reproduced except in full, without the written approval of UL Korea, Ltd.

802.11n HT20 2Tx CDD MODE IN THE 5.2GHz HARMONICS AND SPURIOUS EMISSIONS equipped with keyboard

MID CHANNEL HORIZONTAL

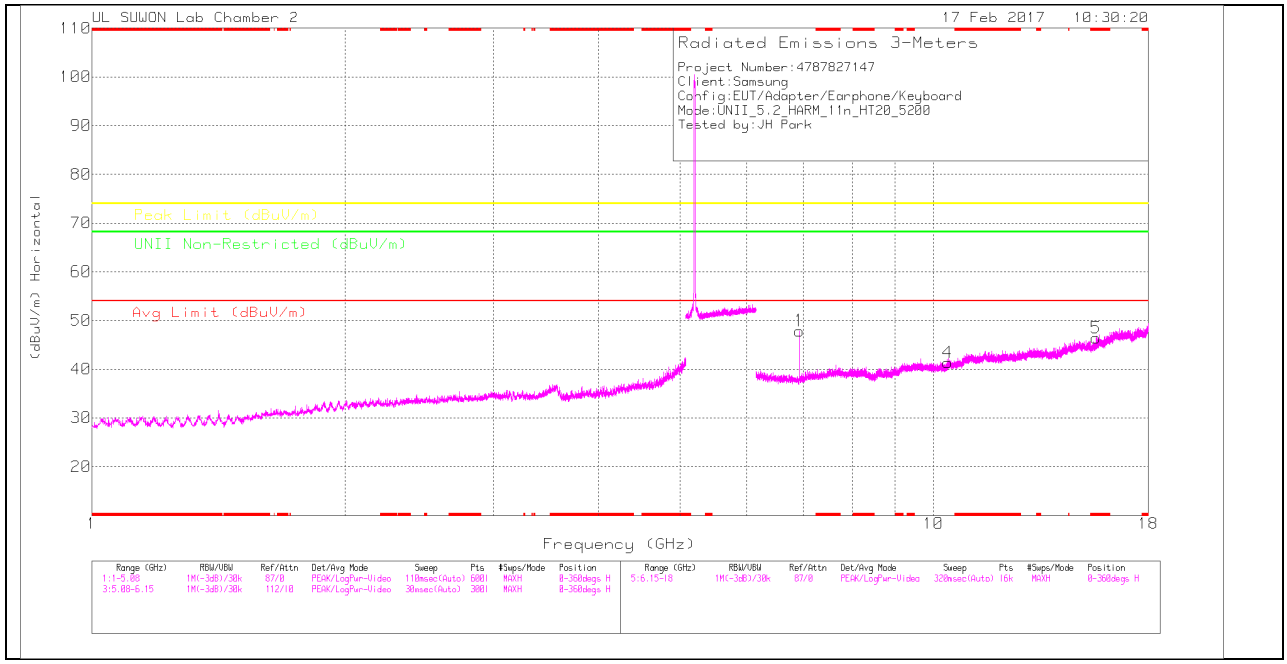

MID CHANNEL VERTICAL

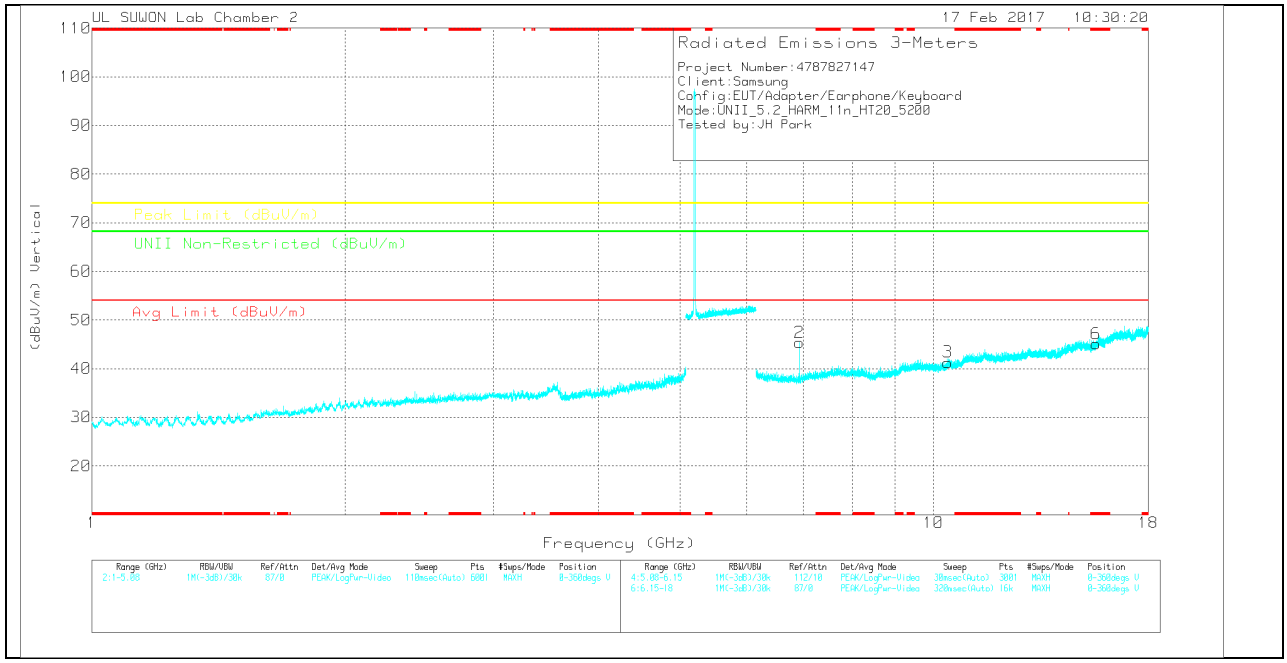

Note: Emission was scanned up to 26GHz; No emissions were detected above the noise floor which was at least 20dB below the specification limit.

UL Korea, Ltd. Confidential
This report shall not be reproduced except in full, without the written approval of UL Korea, Ltd.

MID CHANNEL DATA

Trace Markers

Marker	Frequency (GHz)	Meter Reading (dBuV)	Det	3117(00168724)_150619	6GHz_HP[dB]	DC Corr (dB)	Corrected Reading (dBuV/m)	Avg Limit (dBuV/m)	Margin (dB)	Peak Limit (dBuV/m)	Margin (dB)	UNII Non-Restricted (dBuV/m)	Margin (dB)	Azimuth (Degs)	Height (cm)	Polarity
1	6.933	33.79	PK	35.5	-21.4	0	47.89	-	-	-	-	68.2	-20.31	0-360	250	H
4	10.399	20.22	PK	37.6	-16.4	0	41.42	-	-	-	-	68.2	-26.78	0-360	150	H
5	* 15.596	20.98	PK	40	-14.6	0	46.38	-	-	74	-27.62	-	-	0-360	150	H
2	6.933	31.31	PK	35.5	-21.4	0	45.41	-	-	-	-	68.2	-22.79	0-360	150	V
3	10.399	20.1	PK	37.6	-16.4	0	41.3	-	-	-	-	68.2	-26.9	0-360	250	V
6	* 15.604	19.56	PK	40	-14.5	0	45.06	-	-	74	-28.94	-	-	0-360	150	V

* - indicates frequency in CFR15.205/IC7.2.2 Restricted Band

PK – Peak Detector

Radiated Emissions

Frequency (GHz)	Meter Reading (dBuV)	Det	3117(00168724)_150619	6GHz_HP[dB]	DC Corr (dB)	Corrected Reading (dBuV/m)	Avg Limit (dBuV/m)	Margin (dB)	Peak Limit (dBuV/m)	Margin (dB)	UNII Non-Restricted (dBuV/m)	Margin (dB)	Azimuth (Degs)	Height (cm)	Polarity
6.933	39.19	PK-U	35.5	-21.4	0	53.29	-	-	-	-	68.2	-14.91	336	234	H
6.933	38.14	PK-U	35.5	-21.4	0	52.24	-	-	-	-	68.2	-15.96	25	164	V

* - indicates frequency in CFR15.205/IC7.2.2 Restricted Band

PK-U - U-NII: Maximum Peak

UL Korea, Ltd. Confidential
This report shall not be reproduced except in full, without the written approval of UL Korea, Ltd.

802.11a 2Tx CDD MODE IN THE 5.3GHz HARMONICS AND SPURIOUS EMISSIONS equipped with keyboard

LOW CHANNEL HORIZONTAL

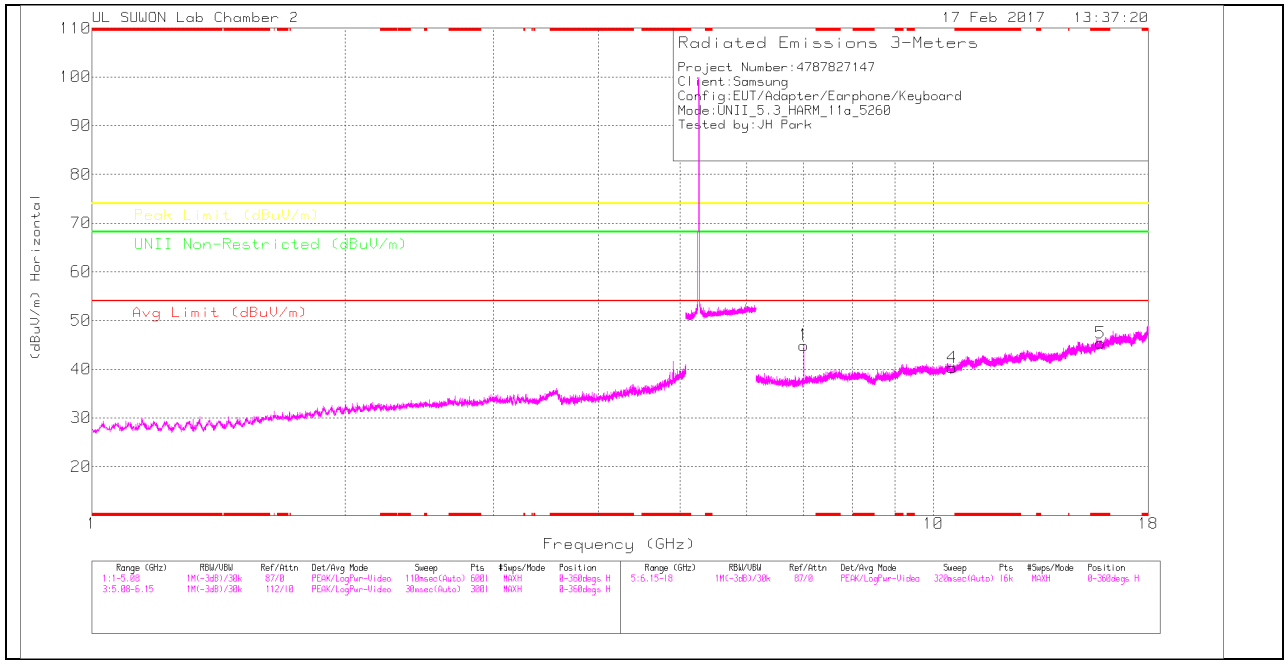

LOW CHANNEL VERTICAL

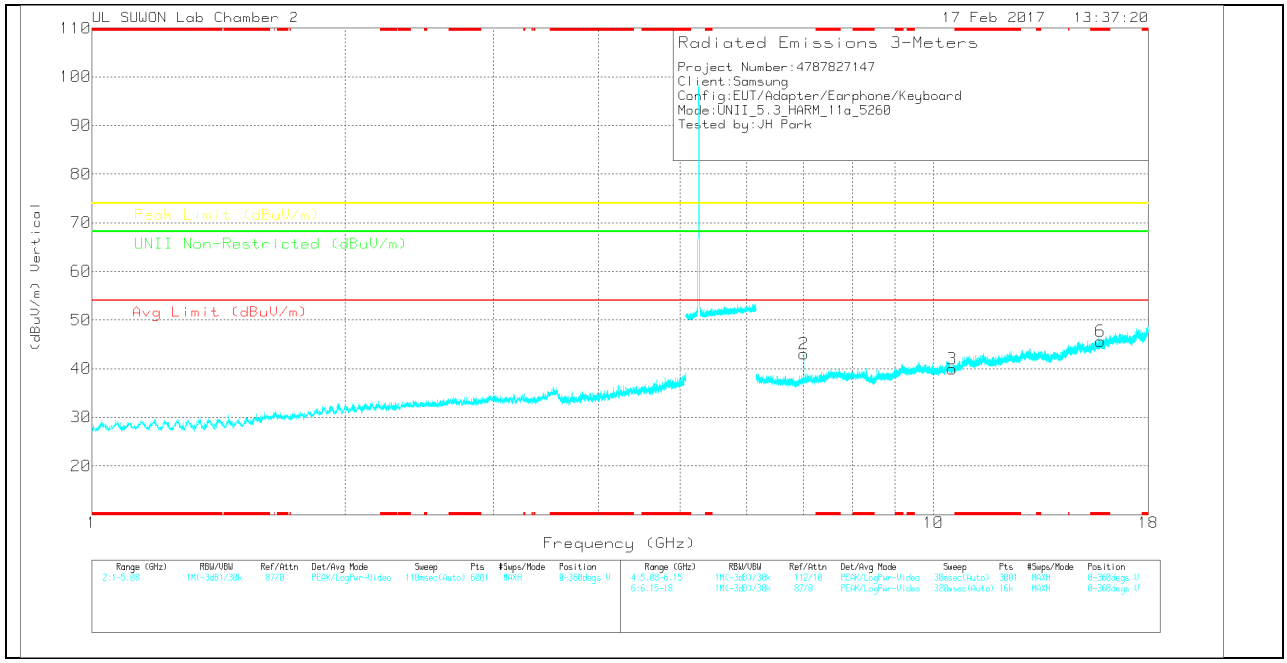

Note: Emission was scanned up to 26GHz; No emissions were detected above the noise floor which was at least 20dB below the specification limit.

UL Korea, Ltd. Confidential
This report shall not be reproduced except in full, without the written approval of UL Korea, Ltd.

LOW CHANNEL DATA

Trace Markers

Marker	Frequency (GHz)	Meter Reading (dBuV)	Det	3117(00168724)_150619	6GHz_HP[dB]	DC Corr (dB)	Corrected Reading (dBuV/m)	Avg Limit (dBuV/m)	Margin (dB)	Peak Limit (dBuV/m)	Margin (dB)	UNII Non-Restricted (dBuV/m)	Margin (dB)	Azimuth (Degs)	Height (cm)	Polarity
1	7.013	29.62	PK	35.6	-20.3	0	44.92	-	-	-	-	68.2	-23.28	0-360	150	H
4	10.522	19.26	PK	37.7	-16.6	0	40.36	-	-	-	-	68.2	-27.84	0-360	250	H
5	* 15.779	20.03	PK	40.2	-14.8	0	45.43	-	-	74	-28.57	-	-	0-360	150	H
2	7.013	27.75	PK	35.6	-20.3	0	43.05	-	-	-	-	68.2	-25.15	0-360	250	V
3	10.52	18.89	PK	37.7	-16.6	0	39.99	-	-	-	-	68.2	-28.21	0-360	150	V
6	* 15.783	20.14	PK	40.2	-14.7	0	45.64	-	-	74	-28.36	-	-	0-360	250	V

* - indicates frequency in CFR15.205/IC7.2.2 Restricted Band

PK – Peak Detector

Radiated Emissions

Frequency (GHz)	Meter Reading (dBuV)	Det	3117(00168724)_150619	6GHz_HP[dB]	DC Corr (dB)	Corrected Reading (dBuV/m)	Avg Limit (dBuV/m)	Margin (dB)	Peak Limit (dBuV/m)	Margin (dB)	UNII Non-Restricted (dBuV/m)	Margin (dB)	Azimuth (Degs)	Height (cm)	Polarity
7.013	36.82	PK-U	35.6	-20.3	0	52.12	-	-	-	-	68.2	-16.08	338	233	H
7.013	36.03	PK-U	35.6	-20.3	0	51.33	-	-	-	-	68.2	-16.87	41	329	V

* - indicates frequency in CFR15.205/IC7.2.2 Restricted Band

PK-U - U-NII: Maximum Peak

UL Korea, Ltd. Confidential
This report shall not be reproduced except in full, without the written approval of UL Korea, Ltd.

802.11a 2Tx CDD MODE IN THE 5.8GHz HARMONICS AND SPURIOUS EMISSIONS equipped with keyboard

LOW CHANNEL HORIZONTAL

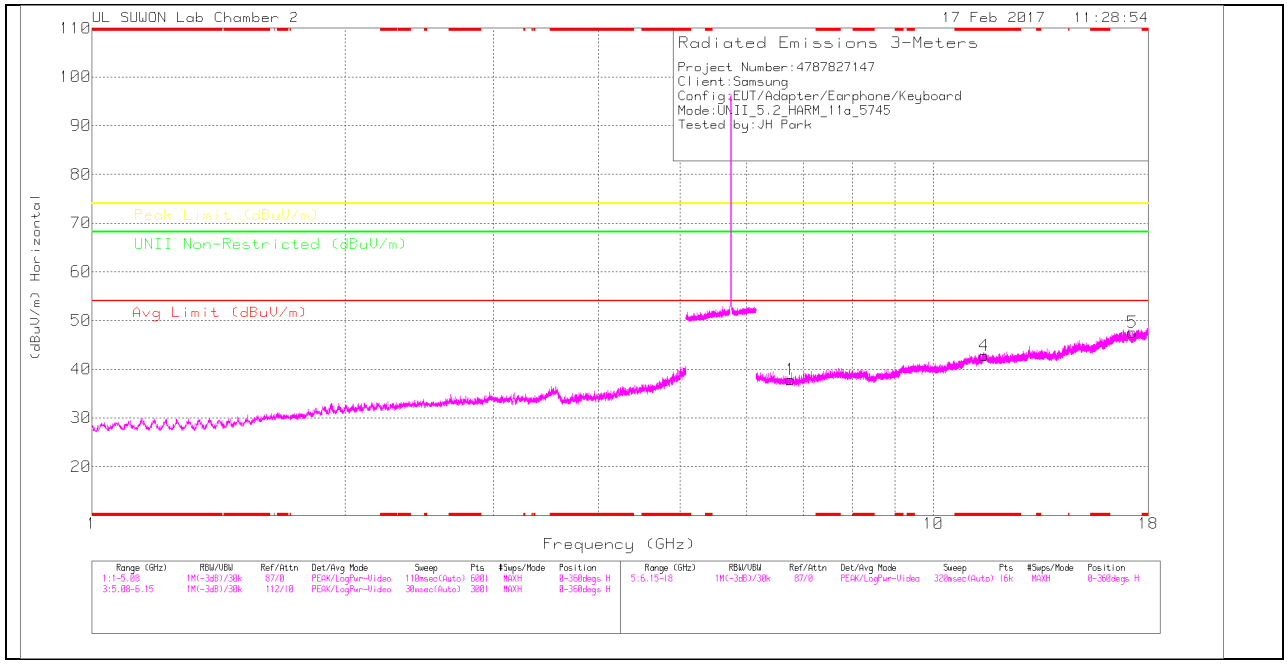

LOW CHANNEL VERTICAL

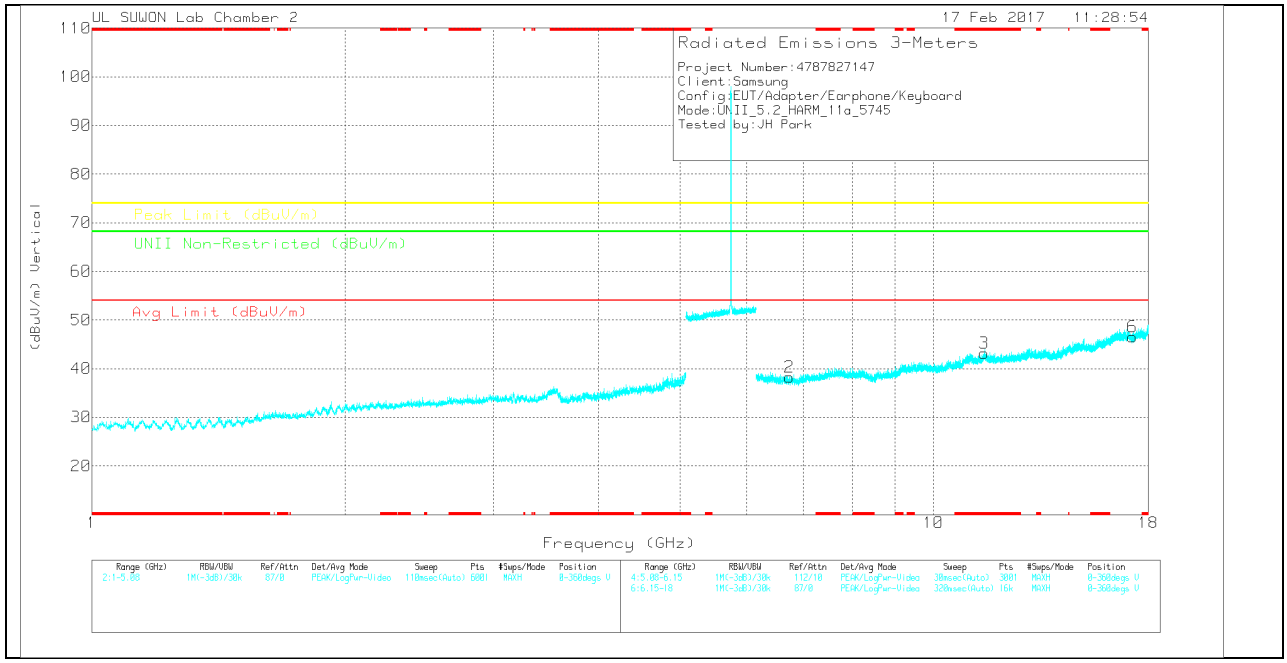

Note: Emission was scanned up to 26GHz; No emissions were detected above the noise floor which was at least 20dB below the specification limit.

UL Korea, Ltd. Confidential
This report shall not be reproduced except in full, without the written approval of UL Korea, Ltd.

LOW CHANNEL DATA

Trace Markers

Marker	Frequency (GHz)	Meter Reading (dBuV)	Det	3117(00168724)_150619	6GHz_HP[dB]	DC Corr (dB)	Corrected Reading (dBuV/m)	Avg Limit (dBuV/m)	Margin (dB)	Peak Limit (dBuV/m)	Margin (dB)	UNII Non-Restricted (dBuV/m)	Margin (dB)	Azimuth (Degs)	Height (cm)	Polarity
1	6.768	23.95	PK	35.4	-21.5	0	37.85	-	-	-	-	68.2	-30.35	0-360	250	H
4	* 11.493	20.44	PK	38.3	-15.9	0	42.84	-	-	74	-31.16	-	-	0-360	250	H
5	17.236	19.82	PK	41.2	-13.5	0	47.52	-	-	-	-	68.2	-20.68	0-360	150	H
2	6.742	24.3	PK	35.4	-21.4	0	38.3	-	-	-	-	68.2	-29.9	0-360	250	V
3	* 11.49	20.72	PK	38.3	-15.9	0	43.12	-	-	74	-30.88	-	-	0-360	150	V
6	17.234	18.8	PK	41.2	-13.5	0	46.5	-	-	-	-	68.2	-21.7	0-360	150	V

* - indicates frequency in CFR15.205/IC7.2.2 Restricted Band

PK – Peak Detector

Note: Only peak measurement was performed. Because peak measurement result of unwanted emission is less than average limit (54dBuV/m).

UL Korea, Ltd. Confidential
This report shall not be reproduced except in full, without the written approval of UL Korea, Ltd.

11. WORST-CASE BELOW 1 GHz (in the 5.3 GHz Band)

SPURIOUS EMISSIONS 30 TO 1000 MHz (WORST-CASE CONFIGURATION, HORIZONTAL)

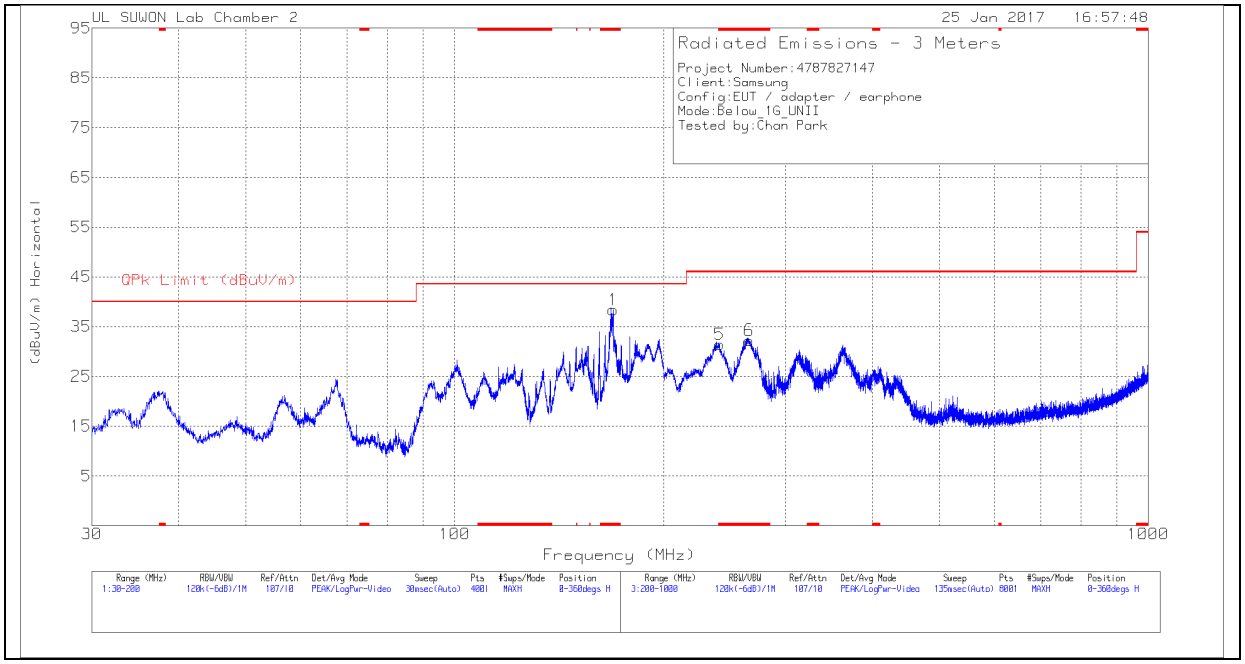

SPURIOUS EMISSIONS 30 TO 1000 MHz (WORST-CASE CONFIGURATION, VERTICAL)

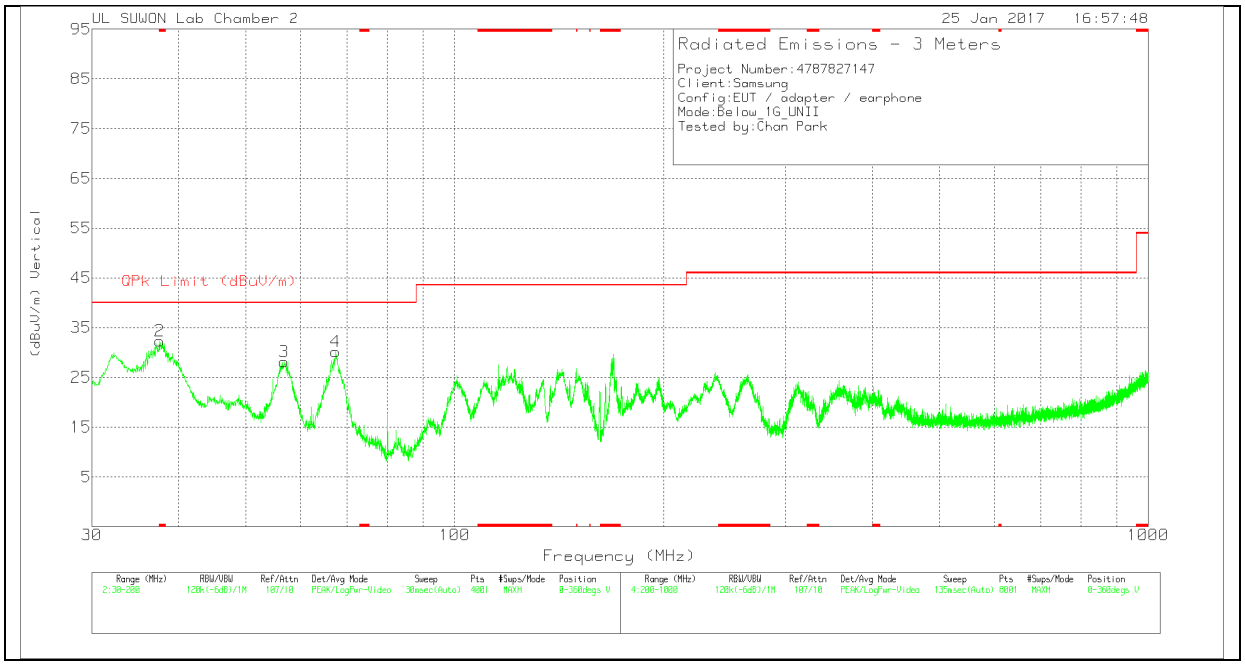

UL Korea, Ltd. Confidential
This report shall not be reproduced except in full, without the written approval of UL Korea, Ltd.

Below 1G Data

Trace Markers

Marker	Frequency (MHz)	Meter Reading (dBuV)	Det	VULB9163-749	30-1000MHz[dB]	Corrected Reading (dBuV/m)	QPk Limit (dBuV/m)	Margin (dB)	Azimuth (Degs)	Height (cm)	Polarity
1	* 169.23	60.02	Pk	9	-30.6	38.42	43.52	-5.1	0-360	200	H
2	* 37.6075	52.11	Pk	11.8	-31.6	32.31	40	-7.69	0-360	100	V
3	56.8175	46.32	Pk	13.2	-31.4	28.12	40	-11.88	0-360	100	V
4	67.4	51.02	Pk	10.5	-31.3	30.22	40	-9.78	0-360	100	V
5	* 240.9	49.52	Pk	12.2	-30.3	31.42	46.02	-14.6	0-360	100	H
6	* 265.8	49.75	Pk	12.7	-30.2	32.25	46.02	-13.77	0-360	100	H

* - indicates frequency in CFR15.205/IC7.2.2 Restricted Band

Pk - Peak detector

Radiated Emissions

Frequency (MHz)	Meter Reading (dBuV)	Det	VULB9163-749	30-1000MHz[dB]	Corrected Reading (dBuV/m)	QPk Limit (dBuV/m)	Margin (dB)	Azimuth (Degs)	Height (cm)	Polarity
* 168.6565	58.83	Qp	8.9	-30.7	37.03	43.52	-6.49	293	193	H
* 37.81788	47.76	Qp	11.9	-31.6	28.06	40	-11.94	189	101	V

* - indicates frequency in CFR15.205/IC7.2.2 Restricted Band

Qp - Quasi-Peak detector

UL Korea, Ltd. Confidential
This report shall not be reproduced except in full, without the written approval of UL Korea, Ltd.

SPURIOUS EMISSIONS 30 TO 1000 MHz (WORST-CASE CONFIGURATION, HORIZONTAL) equipped with keyboard

HORIZONTAL PLOT

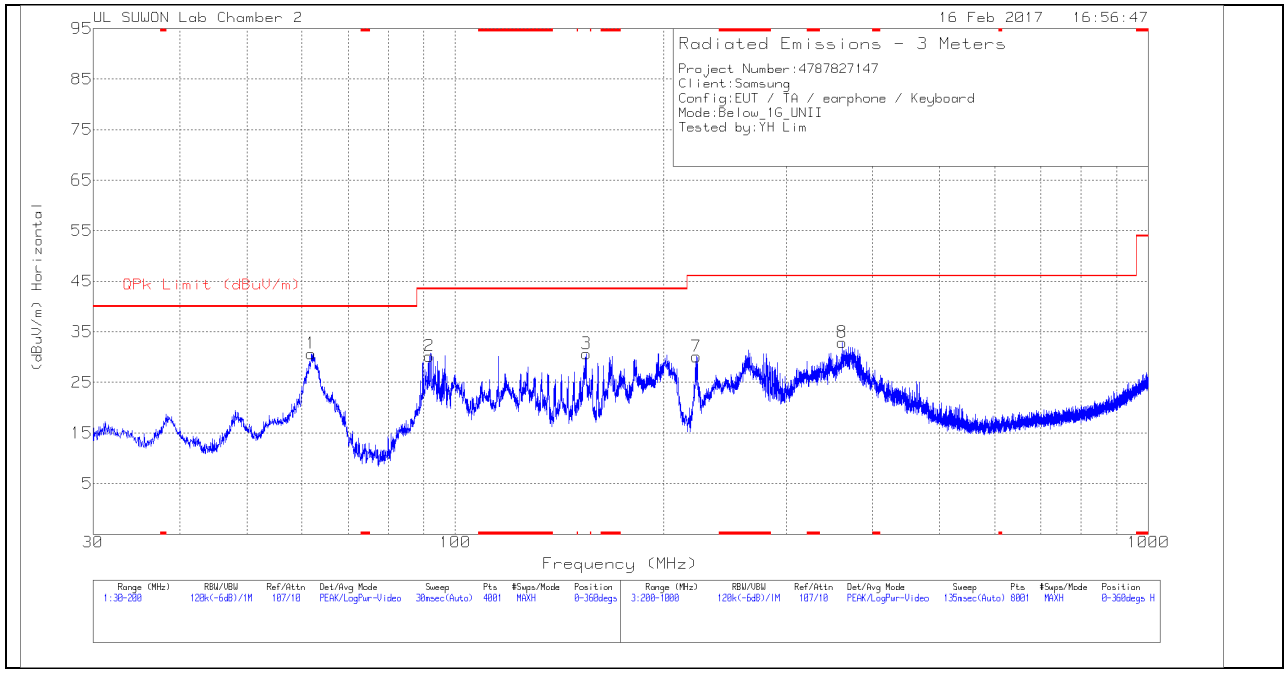

VERTICAL PLOT

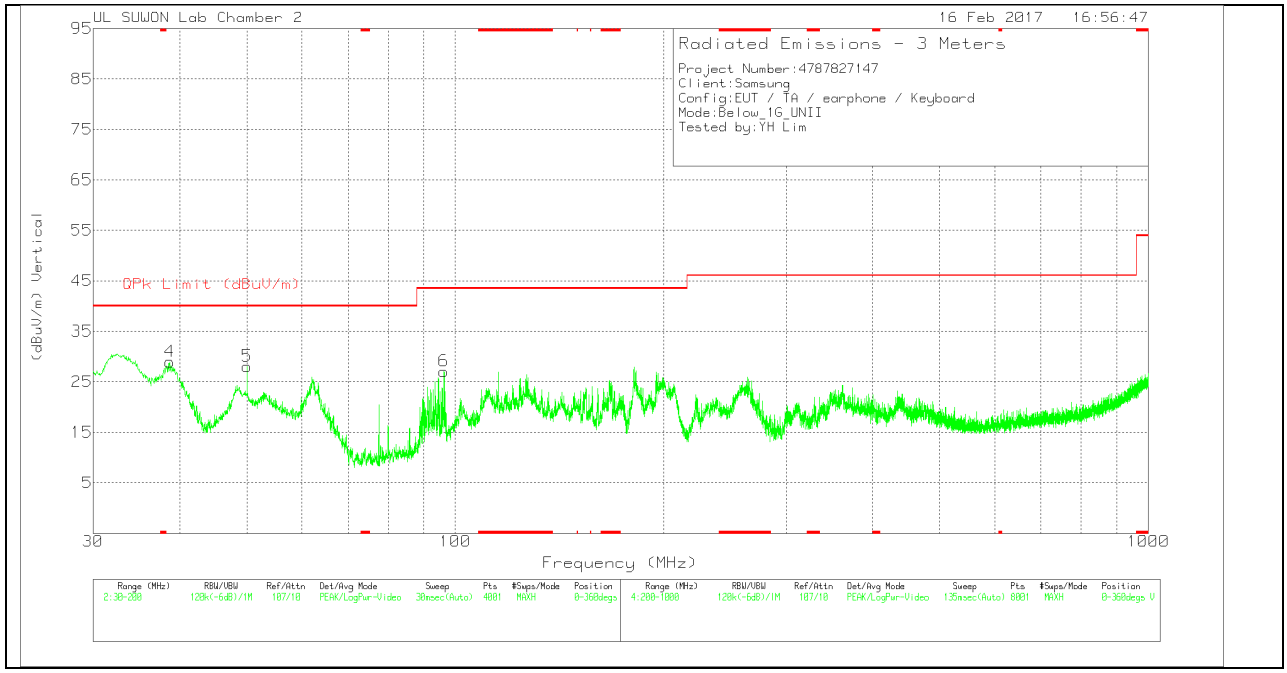

UL Korea, Ltd. Confidential
This report shall not be reproduced except in full, without the written approval of UL Korea, Ltd.

Below 1G Data

Trace Markers

Marker	Frequency (MHz)	Meter Reading (dBuV)	Det	VULB9163-749	30-1000MHz[dB]	Corrected Reading (dBuV/m)	QPk Limit (dBuV/m)	Margin (dB)	Azimuth (Degs)	Height (cm)	Polarity
1	61.96	49.81	Pk	12.2	-31.3	30.71	40	-9.29	0-360	400	H
2	91.7525	51.4	Pk	9.9	-31.1	30.2	43.52	-13.32	0-360	300	H
3	154.4825	52.98	Pk	8.4	-30.7	30.68	43.52	-12.84	0-360	300	H
4	38.7125	48.27	Pk	12.2	-31.5	28.97	40	-11.03	0-360	100	V
5	50.06	45.37	Pk	14.1	-31.4	28.07	40	-11.93	0-360	100	V
6	96.3	47.39	Pk	10.8	-31.1	27.09	43.52	-16.43	0-360	400	V
7	222.7	48.61	Pk	11.9	-30.4	30.11	46.02	-15.91	0-360	100	H
8	361.8	48.12	Pk	14.6	-29.8	32.92	46.02	-13.1	0-360	100	H

Pk - Peak detector

UL Korea, Ltd. Confidential
This report shall not be reproduced except in full, without the written approval of UL Korea, Ltd.

12. AC POWER LINE CONDUCTED EMISSIONS

LIMITS

FCC §15.207 (a)
IC RSS-GEN Clause 8.8

Frequency of Emission (MHz)	Conducted Limit (dBuV)	
	Quasi-peak	Average
0.15-0.5	66 to 56 *	56 to 46 *
0.5-5	56	46
5-30	60	50

* Decreases with the logarithm of the frequency.

TEST PROCEDURE

The EUT is placed on a non-conducting table 40 cm from the vertical ground plane and 80 cm above the horizontal ground plane. The EUT is configured in accordance with ANSI C63.10.

The receiver is set to a resolution bandwidth of 9 kHz. Peak detection is used unless otherwise noted as quasi-peak or average.

Line conducted data is recorded for both NEUTRAL and HOT lines.

RESULTS

UL Korea, Ltd. Confidential
This report shall not be reproduced except in full, without the written approval of UL Korea, Ltd.

6 WORST EMISSIONS

LINE 1 PLOT

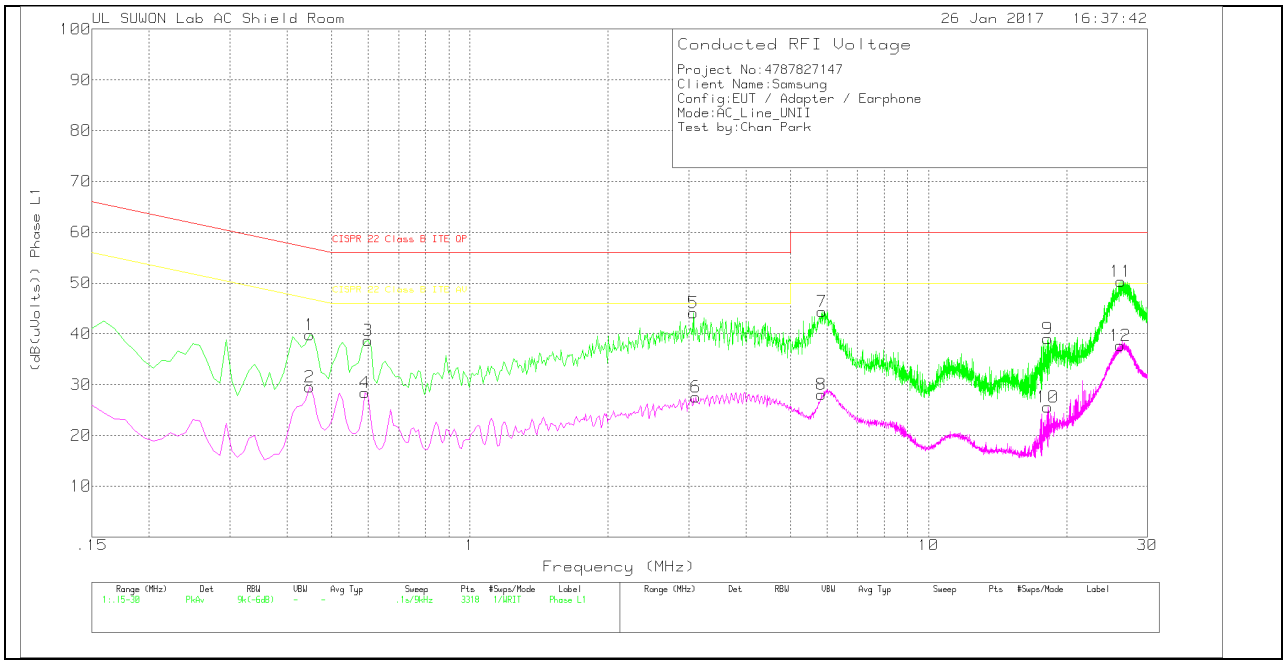

UL Korea, Ltd. Confidential
This report shall not be reproduced except in full, without the written approval of UL Korea, Ltd.

LINE 1 RESULTS

Trace Markers

Phase L1 .15 - 30MHz

Marker	Frequency (MHz)	Meter Reading (dBuV)	Det	101837_with ex-cord_L1	CE Shield Room	Corrected Reading (dB(uVolts))	CISPR 22 Class B ITE QP	Margin (dB)	CISPR 22 Class B ITE AV	Margin (dB)
1	.447	29.93	Pk	9.9	0	39.83	56.93	-17.1	-	-
2	.447	19.59	Av	9.9	0	29.49	-	-	46.93	-17.44
3	.6	28.77	Pk	9.9	0	38.67	56	-17.33	-	-
4	.591	18.51	Av	9.9	0	28.41	-	-	46	-17.59
5	3.075	34.19	Pk	9.8	.1	44.09	56	-11.91	-	-
6	3.111	17.66	Av	9.8	.1	27.56	-	-	46	-18.44
7	5.865	34.51	Pk	9.8	.1	44.41	60	-15.59	-	-
8	5.847	18.16	Av	9.8	.1	28.06	-	-	50	-21.94
9	18.195	28.58	Pk	10.3	.2	39.08	60	-20.92	-	-
10	18.195	15.02	Av	10.3	.2	25.52	-	-	50	-24.48
11	26.259	39.36	Pk	10.6	.3	50.26	60	-9.74	-	-
12	26.169	26.81	Av	10.6	.3	37.71	-	-	50	-12.29

Pk - Peak detector

Av - Average detection

Quasi-Peak Emissions

Phase L1 .15 - 30MHz

Frequency (MHz)	Meter Reading (dBuV)	Det	101837_with ex-cord_L1	CE Shield Room	Corrected Reading (dB(uVolts))	CISPR 22 Class B ITE QP	Margin (dB)	CISPR 22 Class B ITE AV	Margin (dB)
.4497	23.65	Qp	9.9	0	33.55	56.88	-23.33	-	-
.5991	24.86	Qp	9.9	0	34.76	56	-21.24	-	-
3.0732	24.81	Qp	9.8	.1	34.71	56	-21.29	-	-
5.8623	26.08	Qp	9.8	.1	35.98	60	-24.02	-	-
18.1959	19.12	Qp	10.3	.2	29.62	60	-30.38	-	-
26.2572	33.47	Qp	10.6	.3	44.37	60	-15.63	-	-

Qp - Quasi-Peak detector

UL Korea, Ltd. Confidential
This report shall not be reproduced except in full, without the written approval of UL Korea, Ltd.

LINE 2 PLOT

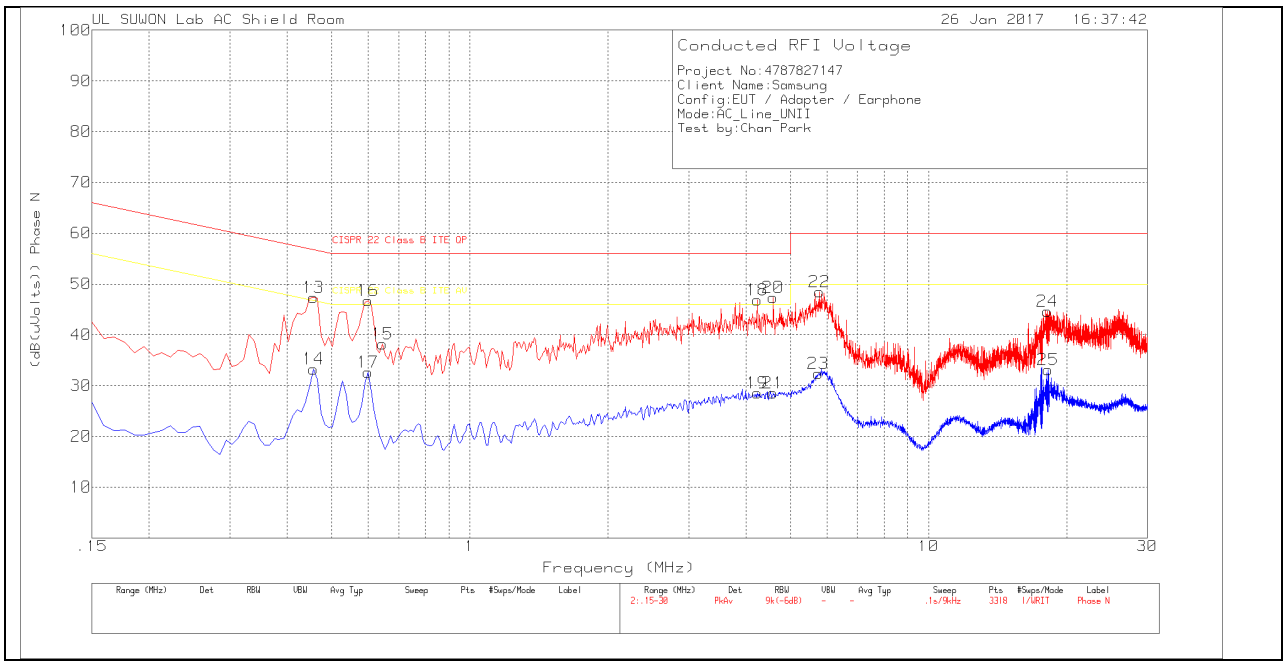

UL Korea, Ltd. Confidential
This report shall not be reproduced except in full, without the written approval of UL Korea, Ltd.

LINE 2 RESULTS

Trace Markers

Phase N .15 - 30MHz

Marker	Frequency (MHz)	Meter Reading (dBuV)	Det	101837_with ex-cord_N	CE Shield Room	Corrected Reading (dB(uVolts))	CISPR 22 Class B ITE QP	Margin (dB)	CISPR 22 Class B ITE AV	Margin (dB)
13	.456	37.41	Pk	9.9	0	47.31	56.77	-9.46	-	-
14	.456	23.4	Av	9.9	0	33.3	-	-	46.77	-13.47
15	.645	28.34	Pk	9.9	0	38.24	56	-17.76	-	-
16	.6	36.86	Pk	9.9	0	46.76	56	-9.24	-	-
17	.6	22.72	Av	9.9	0	32.62	-	-	46	-13.38
18	4.236	36.91	Pk	9.8	.1	46.81	56	-9.19	-	-
19	4.236	18.66	Av	9.8	.1	28.56	-	-	46	-17.44
20	4.587	37.48	Pk	9.8	.1	47.38	56	-8.62	-	-
21	4.587	18.59	Av	9.8	.1	28.49	-	-	46	-17.51
22	5.784	38.4	Pk	9.9	.1	48.4	60	-11.6	-	-
23	5.748	22.38	Av	9.9	.1	32.38	-	-	50	-17.62
24	18.15	33.84	Pk	10.6	.2	44.64	60	-15.36	-	-
25	18.204	22.37	Av	10.6	.2	33.17	-	-	50	-16.83

Pk - Peak detector

Av - Average detection

Quasi-Peak Emissions

Phase N .15 - 30MHz

Frequency (MHz)	Meter Reading (dBuV)	Det	101837_with ex-cord_N	CE Shield Room	Corrected Reading (dB(uVolts))	CISPR 22 Class B ITE QP	Margin (dB)	CISPR 22 Class B ITE AV	Margin (dB)
.4596	34.8	Qp	9.9	0	44.7	56.7	-12	-	-
.6405	23.27	Qp	9.9	0	33.17	56	-22.83	-	-
4.236	25.67	Qp	9.8	.1	35.57	56	-20.43	-	-
4.5915	27.01	Qp	9.8	.1	36.91	56	-19.09	-	-
5.7813	29.89	Qp	9.9	.1	39.89	60	-20.11	-	-
18.1464	28.49	Qp	10.6	.2	39.29	60	-20.71	-	-

Qp - Quasi-Peak detector

UL Korea, Ltd. Confidential
This report shall not be reproduced except in full, without the written approval of UL Korea, Ltd.

RESULTS equipped with keyboard

WORST EMISSIONS

LINE 1 PLOT

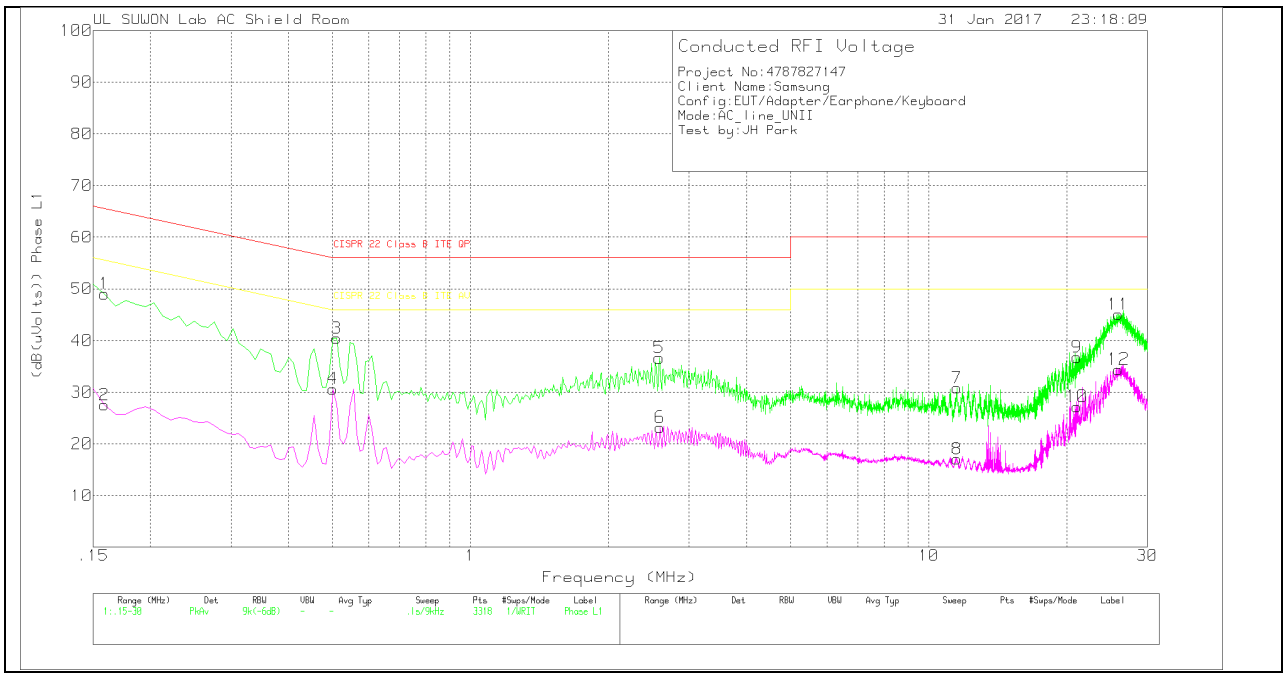

UL Korea, Ltd. Confidential
This report shall not be reproduced except in full, without the written approval of UL Korea, Ltd.

LINE 1 RESULTS

Trace Markers

Phase L1 .15 - 30MHz

Marker	Frequency (MHz)	Meter Reading (dBuV)	Det	101837_with ex-cord_L1	CE Shield Room	Corrected Reading (dB(uVolts))	CISPR 22 Class B ITE QP	Margin (dB)	CISPR 22 Class B ITE AV	Margin (dB)
1	.159	39.14	Pk	9.9	0	49.04	65.52	-16.48	-	-
2	.159	17.66	Av	9.9	0	27.56	-	-	55.52	-27.96
3	.51	30.56	Pk	9.9	0	40.46	56	-15.54	-	-
4	.501	20.75	Av	9.9	0	30.65	-	-	46	-15.35
5	2.58	26.83	Pk	9.7	.1	36.63	56	-19.37	-	-
6	2.589	13.4	Av	9.7	.1	23.2	-	-	46	-22.8
7	11.517	20.61	Pk	10	.2	30.81	60	-29.19	-	-
8	11.526	6.88	Av	10	.2	17.08	-	-	50	-32.92
9	21.057	26.16	Pk	10.4	.2	36.76	60	-23.24	-	-
10	21.057	16.61	Av	10.4	.2	27.21	-	-	50	-22.79
11	25.926	34.26	Pk	10.5	.3	45.06	60	-14.94	-	-
12	25.962	23.62	Av	10.5	.3	34.42	-	-	50	-15.58

Pk - Peak detector

Av - Average detection

UL Korea, Ltd. Confidential
This report shall not be reproduced except in full, without the written approval of UL Korea, Ltd.

LINE 2 PLOT

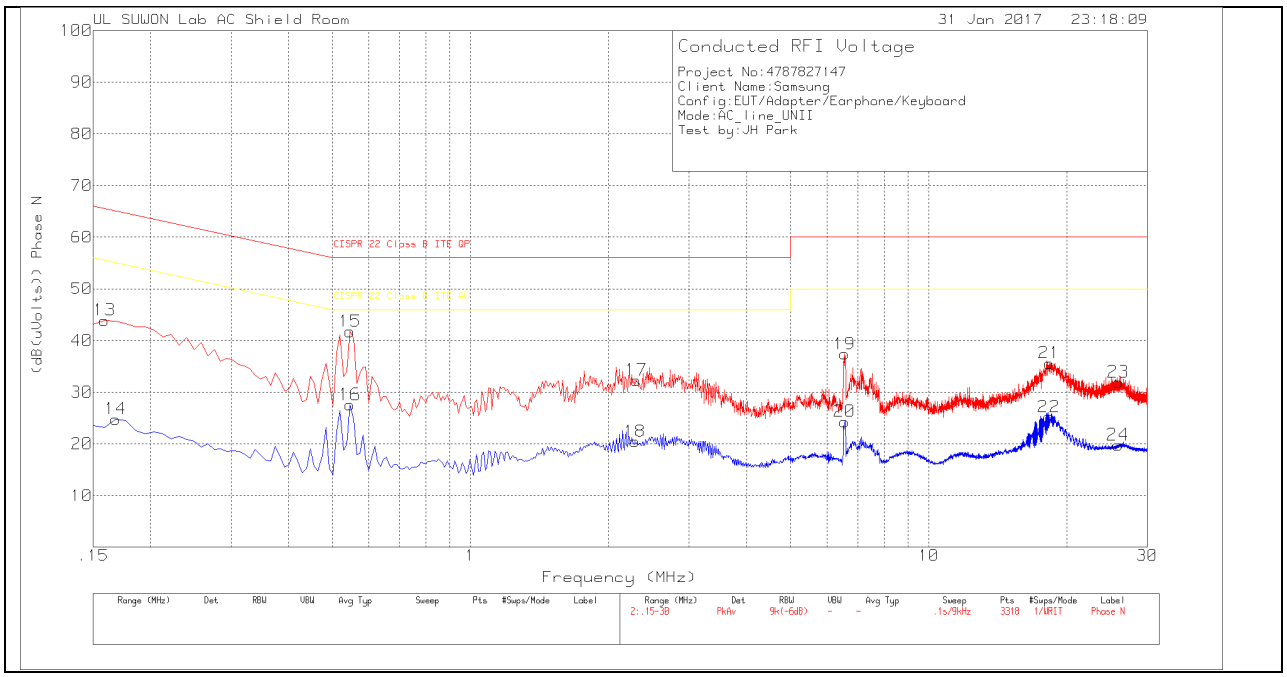

UL Korea, Ltd. Confidential
This report shall not be reproduced except in full, without the written approval of UL Korea, Ltd.

LINE 2 RESULTS

Trace Markers

Phase N .15 - 30MHz

Marker	Frequency (MHz)	Meter Reading (dBuV)	Det	101837_with ex-cord_N	CE Shield Room	Corrected Reading (dB(uVolts))	CISPR 22 Class B ITE QP	Margin (dB)	CISPR 22 Class B ITE AV	Margin (dB)
13	.159	34.02	Pk	9.9	0	43.92	65.52	-21.6	-	-
14	.168	14.81	Av	10	0	24.81	-	-	55.06	-30.25
15	.546	31.85	Pk	9.9	0	41.75	56	-14.25	-	-
16	.546	17.68	Av	9.9	0	27.58	-	-	46	-18.42
17	2.301	22.53	Pk	9.7	.1	32.33	56	-23.67	-	-
18	2.283	10.67	Av	9.7	.1	20.47	-	-	46	-25.53
19	6.549	27.38	Pk	9.9	.1	37.38	60	-22.62	-	-
20	6.558	14.32	Av	9.9	.1	24.32	-	-	50	-25.68
21	18.33	24.84	Pk	10.6	.2	35.64	60	-24.36	-	-
22	18.303	14.43	Av	10.6	.2	25.23	-	-	50	-24.77
23	25.935	20.77	Pk	10.9	.3	31.97	60	-28.03	-	-
24	25.899	8.6	Av	10.9	.3	19.8	-	-	50	-30.2

Pk - Peak detector

Av - Average detection

UL Korea, Ltd. Confidential
This report shall not be reproduced except in full, without the written approval of UL Korea, Ltd.

13. DYNAMIC FREQUENCY SELECTION

13.1. OVERVIEW

13.1.1. LIMITS

FCC

§15.407 (h), FCC KDB 905462 D02 “COMPLIANCE MEASUREMENT PROCEDURES FOR UNLICENSED-NATIONAL INFORMATION INFRASTRUCTURE DEVICES OPERATING IN THE 5250-5350 MHz AND 5470-5725 MHz BANDS INCORPORATING DYNAMIC FREQUENCY SELECTION” and KDB 905462 D03 “U-NII CLIENT DEVICES WITHOUT RADAR DETECTION CAPABILITY”.

UL Korea, Ltd. Confidential
This report shall not be reproduced except in full, without the written approval of UL Korea, Ltd.

Table 1: Applicability of DFS requirements prior to use of a channel

Requirement	Operational Mode		
	Master	Client (without radar detection)	Client (with radar detection)
Non-Occupancy Period	Yes	Not required	Yes
DFS Detection Threshold	Yes	Not required	Yes
Channel Availability Check Time	Yes	Not required	Not required
U-NII Detection Bandwidth	Yes	Not required	Yes

Table 2: Applicability of DFS requirements during normal operation

Requirement	Operational Mode		
	Master	Client **(without DFS)**	Client **(with DFS)**
DFS Detection Threshold	Yes	Not required	Yes
Channel Closing Transmission Time	Yes	Yes	Yes
Channel Move Time	Yes	Yes	Yes
U-NII Detection Bandwidth	Yes	Not required	Yes

Additional requirements for devices with multiple bandwidth modes	Master Device or Client with Radar DFS	Client (without DFS)
U-NII Detection Bandwidth and Statistical Performance Check	All BW modes must be tested	Not required
Channel Move Time and Channel Closing Transmission Time	Test using widest BW mode available	Test using the widest BW mode available for the link
All other tests	Any single BW mode	Not required
Note: Frequencies selected for statistical performance check (Section 7.8.4) should include several frequencies within the radar detection bandwidth and frequencies near the edge of the radar detection bandwidth. For 802.11 devices it is suggested to select frequencies in all 20 MHz channel blocks and a null frequency between the bonded 20 MHz channel blocks.		

UL Korea, Ltd. Confidential
This report shall not be reproduced except in full, without the written approval of UL Korea, Ltd.

Table 3: Interference Threshold values, Master or Client incorporating In-Service Monitoring

Maximum Transmit Power	Value (see notes)
E.I.R.P. ≥ 200 mill watt	-64 dBm
E.I.R.P. < 200 mill watt and power spectral density < 10 dBm/MHz	-62 dBm
E.I.R.P. < 200 mill watt that do not meet power spectral density requirement	-64 dBm

Note 1: This is the level at the input of the receiver assuming a 0 dBi receive antenna
Note 2: Throughout these test procedures an additional 1 dB has been added to the amplitude of the test transmission waveforms to account for variations in measurement equipment. This will ensure that the test signal is at or above the detection threshold level to trigger a DFS response.
Note 3: E.I.R.P. is based on the highest antenna gain. For MIMO devices refer to KDB publication 662911 D01.

Table 4: DFS Response requirement values

Parameter	Value
Non-occupancy period	30 minutes
Channel Availability Check Time	60 seconds
Channel Move Time	10 seconds (See Note 1)
Channel Closing Transmission Time	200 milliseconds + approx. 60 milliseconds over remaining 10 second period. (See Notes 1 and 2)
U-NII Detection Bandwidth	Minimum 100% of the U-NII 99% transmission power bandwidth. (See Note 3)

Note 1: *Channel Move Time* and the *Channel Closing Transmission Time* should be performed with Radar Type 0. The measurement timing begins at the end of the Radar Type 0 burst.
Note 2: The *Channel Closing Transmission Time* is comprised of 200 milliseconds starting at the beginning of the *Channel Move Time* plus any additional intermittent control signals required to facilitate a *Channel* move (an aggregate of 60 milliseconds) during the remainder of the 10 second period. The aggregate duration of control signals will not count quiet periods in between transmissions.
Note 3: During the *U-NII Detection Bandwidth* detection test, radar type 0 should be used. For each frequency step the minimum percentage of detection is 90 percent. Measurements are performed with no data traffic.

UL Korea, Ltd. Confidential
This report shall not be reproduced except in full, without the written approval of UL Korea, Ltd.

Table 5 – Short Pulse Radar Test Waveforms

Radar Type	Pulse Width (usec)	PRI (usec)	Pulses	Minimum Percentage of Successful Detection	Minimum Trials
0	1	1428	18	See Note 1	See Note 1
1	1	Test A: 15 unique PRI values randomly selected from the list of 23 PRI values in table 5a	Roundup: {(1/360) x (19 x 10^6 PRI_{usec})}	60%	30
		Test B: 15 unique PRI values randomly selected within the range of 518-3066 usec. With a minimum increment of 1 usec, excluding PRI values selected in Test A			
2	1-5	150-230	23-29	60%	30
3	6-10	200-500	16-18	60%	30
4	11-20	200-500	12-16	60%	30
Aggregate (Radar Types 1-4)				80%	120
Note 1: Short Pulse Radar Type 0 should be used for the *Detection Bandwidth* test, *Channel Move Time*, and *Channel Closing Time* tests.					

Table 6 – Long Pulse Radar Test Signal

Radar Waveform Type	Pulse Width (µsec)	Chirp Width (MHz)	PRI (µsec)	Pulses per Burst	Number of Bursts	Minimum Percentage of Successful Detection	Minimum Trials
5	50-100	5-20	1000-2000	1-3	8-20	80%	30

Table 7 – Frequency Hopping Radar Test Signal

Radar Waveform Type	Pulse Width (µsec)	PRI (µsec)	Pulses per Hop	Hopping Rate (kHz)	Hopping Sequence Length (msec)	Minimum Percentage of Successful Detection	Minimum Trials
6	1	333	9	0.333	300	70%	30

UL Korea, Ltd. Confidential
This report shall not be reproduced except in full, without the written approval of UL Korea, Ltd.

13.1.1. TEST AND MEASUREMENT SYSTEM

CONDUCTED METHOD SYSTEM BLOCK DIAGRAM

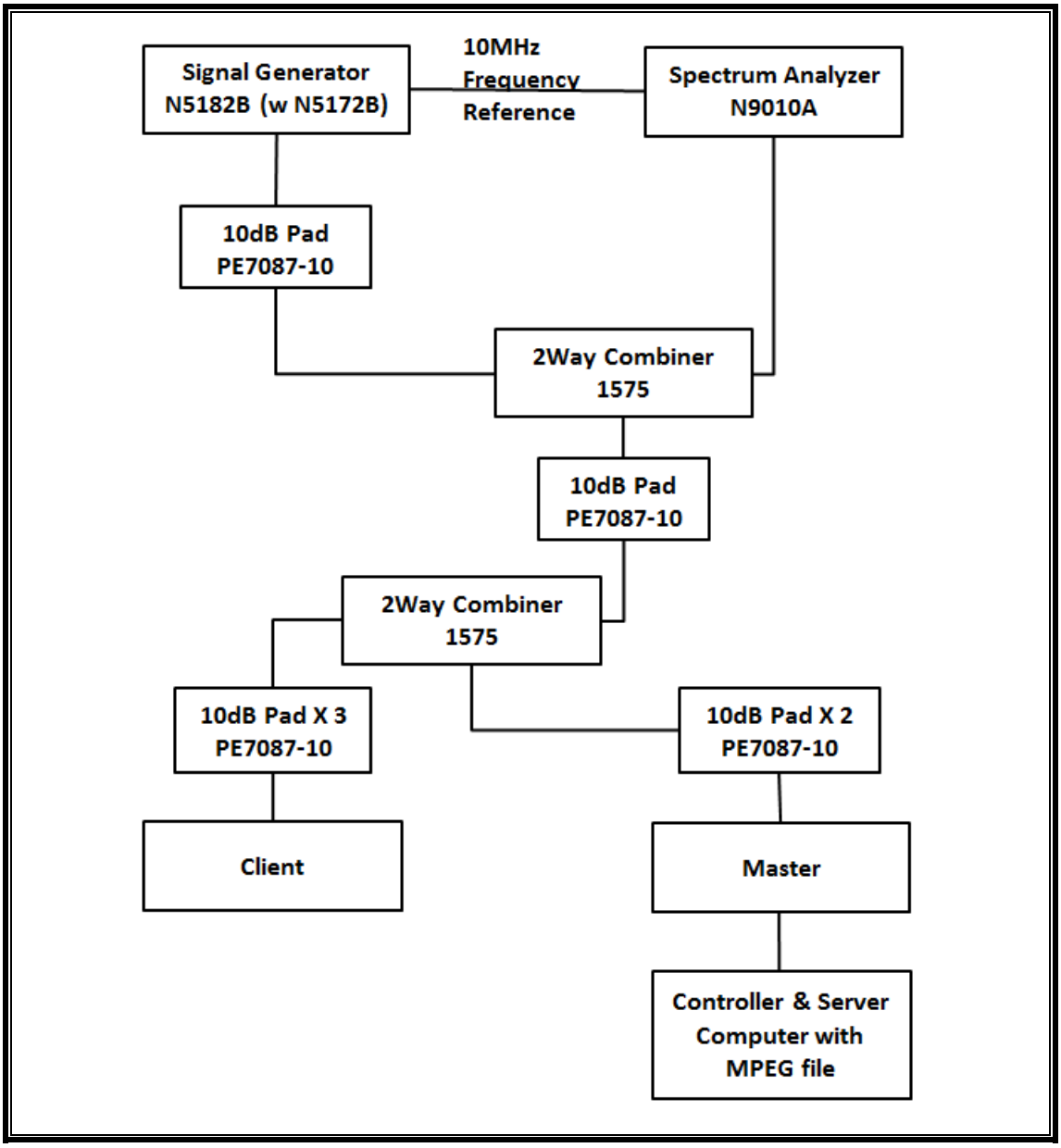

UL Korea, Ltd. Confidential
This report shall not be reproduced except in full, without the written approval of UL Korea, Ltd.

SYSTEM OVERVIEW

The short pulse and long pulse signal generating system utilizes the Keysite Signal Studio for Pulse Building as N5172B. The Vector Signal Generator has been validated by the NTIA. The hopping signal generating system utilizes the CCS simulated hopping method and system, which has been validated by the DoD, FCC and NTIA. The software selects waveform parameters from within the bounds of the signal type on a random basis using uniform distribution.

The short pulse types 1, 2, 3 and 4, and the long pulse type 5 parameters are randomized at run-time.

The hopping type 6 pulse parameters are fixed while the hopping sequence is based on the August 2005 NTIA Hopping Frequency List. The initial starting point randomized at run-time and each subsequent starting point is incremented by 475. Each frequency in the 100-length segment is compared to the boundaries of the EUT Detection Bandwidth and the software creates a hopping burst pattern in accordance with Section 7.4.1.3 Method #2 Simulated Frequency Hopping Radar Waveform Generating Subsystem of KDB 905462 D02. The frequency of the signal generator is incremented in 1 MHz steps from F_L to F_H for each successive trial. This incremental sequence is repeated as required to generate a minimum of 30 total trials and to maintain a uniform frequency distribution over the entire Detection Bandwidth.

The signal monitoring equipment consists of a spectrum analyzer. The aggregate ON time is calculated by multiplying the number of bins above a threshold during a particular observation period by the dwell time per bin, with the analyzer set to peak detection and max hold.

SYSTEM CALIBRATION

A 50-ohm load is connected in place of the spectrum analyzer, and the spectrum analyzer is connected to a horn antenna via a coaxial cable, with the reference level offset set to (horn antenna gain – coaxial cable loss). The signal generator is set to CW mode. The amplitude of the signal generator is adjusted to yield a level of –64 dBm as measured on the spectrum analyzer.

Without changing any of the instrument settings, the spectrum analyzer is reconnected to the Common port of the Spectrum Analyzer Combiner/Divider. The Reference Level Offset of the spectrum analyzer is adjusted so that the displayed amplitude of the signal is –64 dBm.

The spectrum analyzer displays the level of the signal generator as received at the antenna ports of the Master Device. The interference detection threshold may be varied from the calibrated value of –64 dBm and the spectrum analyzer will still indicate the level as received by the Master Device.

UL Korea, Ltd. Confidential
This report shall not be reproduced except in full, without the written approval of UL Korea, Ltd.

ADJUSTMENT OF DISPLAYED TRAFFIC LEVEL

A link is established between the Master and Slave and the distance between the units is adjusted as needed to provide a suitable received level at the Master and Slave devices. The video test file is streamed to generate WLAN traffic. The monitoring antenna is adjusted so that the WLAN traffic level, as displayed on the spectrum analyzer, is at lower amplitude than the radar detection threshold.

TEST AND MEASUREMENT EQUIPMENT

The following test and measurement equipment was utilized for the DFS tests documented in this report:

TEST EQUIPMENT LIST				
Description	**Manufacturer**	**Model**	**S/N**	**Cal Due**
Spectrum Analyzer, 7 GHz	Agilent / HP	N9010A	MY54200580	08-17-17
Vector Signal Generator, 6GHz	Agilent / HP	N5182B	MY53051241	08-16-17

UL Korea, Ltd. Confidential
This report shall not be reproduced except in full, without the written approval of UL Korea, Ltd.

13.1.2.SETUP OF EUT

CONDUCTED METHOD EUT TEST SETUP

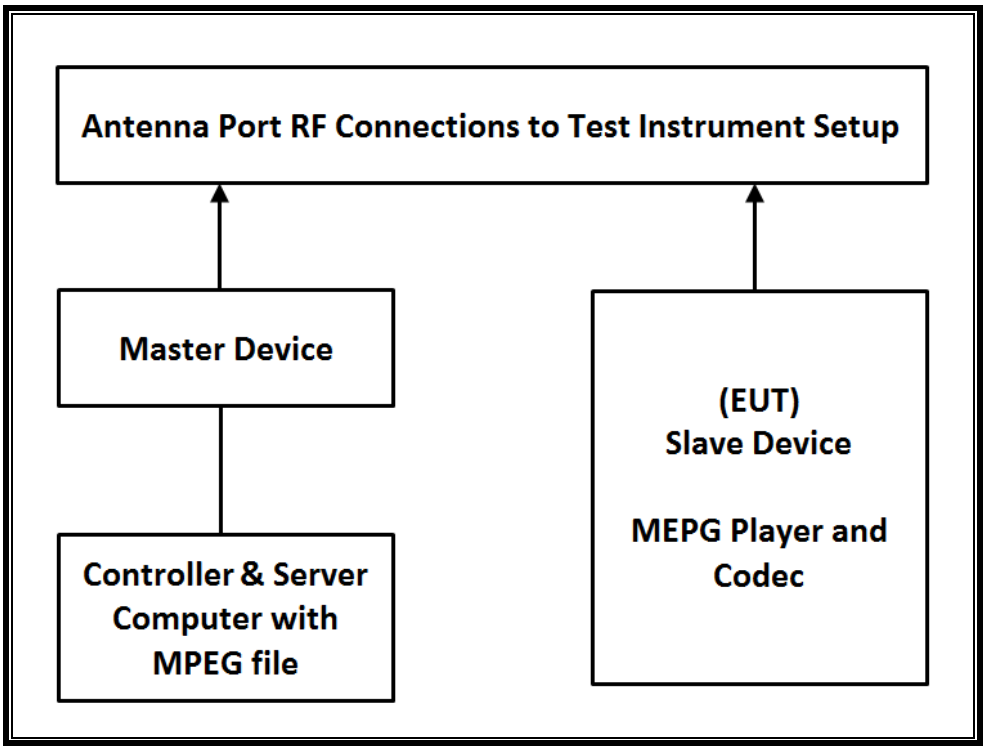

SUPPORT EQUIPMENT

The following support equipment was utilized for the DFS tests documented in this report:

PERIPHERAL SUPPORT EQUIPMENT LIST				
Description	**Manufacturer**	**Model**	**Serial Number**	**FCC ID**
Wireless Access Point	Cisco	AIR-CAP3702E-A-K9	FTX182276QX	LDK102087
Notebook PC (Controller/Server)	HP	HP EliteDesk 800 G1 TWR	CZC4125J25	DoC

UL Korea, Ltd. Confidential
This report shall not be reproduced except in full, without the written approval of UL Korea, Ltd.

13.1.3. DESCRIPTION OF EUT

The EUT operates over the 5250-5350 MHz and 5470-5725 MHz ranges.

The EUT is a Slave Device without Radar Detection.

The highest power level within these bands is 15.25 dBm in the 5250-5350 MHz band and 15.21 dBm in the 5470-5725 MHz band.

The antenna assembly utilized two antenna with the EUT one is -1.5 dBi, and the other is -2.47 dBi.

The rated output power of the Master unit is > 23dBm (EIRP). Therefore the required interference threshold level is –64 dBm. After correction for procedural adjustments, the required conducted threshold at the antenna port is –64 + 1 = -63 dBm.

The calibrated radiated DFS Detection Threshold level is set to –64 dBm. The tested level is lower than the required level hence it provides a margin to the limit.

The EUT uses one transmitter/receiver chain connected to an antenna to perform radiated tests.

WLAN traffic that meets or exceeds the minimum required loading was generated by transferring a data stream from the controller/server PC to the EUT using iPerf version 2.0.5 software package.

TPC is not required since the maximum EIRP is less than 500 mW (27 dBm).

The EUT utilizes the 802.11ac architecture. Three nominal channel bandwidths are implemented: 20 MHz, 40 MHz and 80 MHz.

The software installed in the access point is 12.4(25d)JA1.

UNIFORM CHANNEL SPREADING

This requirement is not applicable to Slave radio devices.

OVERVIEW OF MASTER DEVICE WITH RESPECT TO §15.407 (h) REQUIREMENTS

The Master Device is a Cisco Access Point, FCC ID: LDK102087. The minimum antenna gain for the Master Device is 6 dBi.

The rated output power of the Master unit is > 23dBm (EIRP). Therefore the required interference threshold level is –64 dBm. After correction for procedural adjustments, the required radiated threshold at the antenna port is –64 + 1 = -63 dBm.

The calibrated radiated DFS Detection Threshold level is set to –64 dBm. The tested level is lower than the required level hence it provides a margin to the limit.

UL Korea, Ltd. Confidential
This report shall not be reproduced except in full, without the written approval of UL Korea, Ltd.

13.2. RESULTS FOR 20 MHz BANDWIDTH

13.2.1. TEST CHANNEL

All tests were performed at a channel center frequency of 5500 MHz.

13.2.2. RADAR WAVEFORM AND TRAFFIC

RADAR WAVEFORM

SHORT PULSE RADAR TYPE 0 AT MASTER

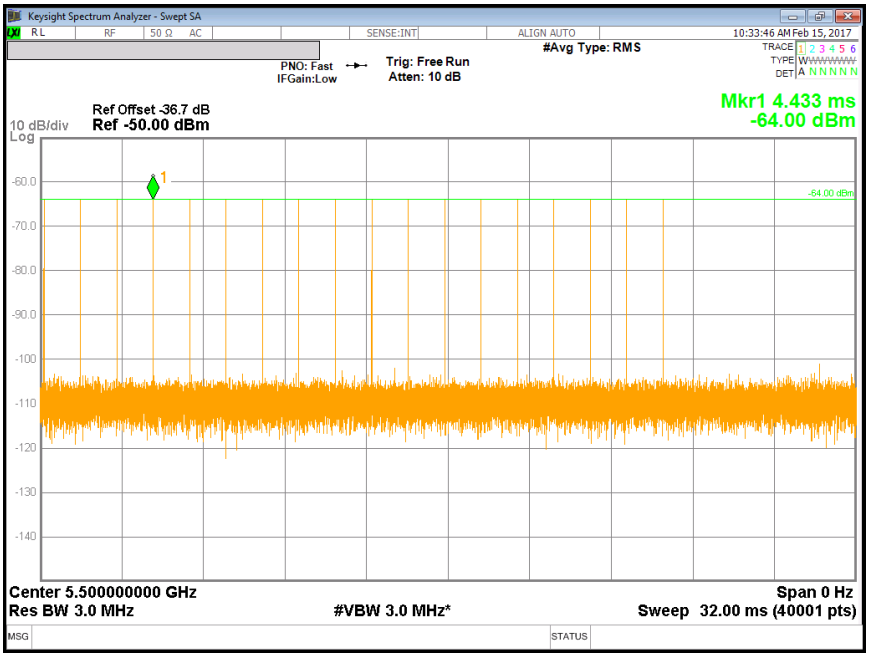

UL Korea, Ltd. Confidential
This report shall not be reproduced except in full, without the written approval of UL Korea, Ltd.

TRAFFIC

SLAVE TRAFFIC

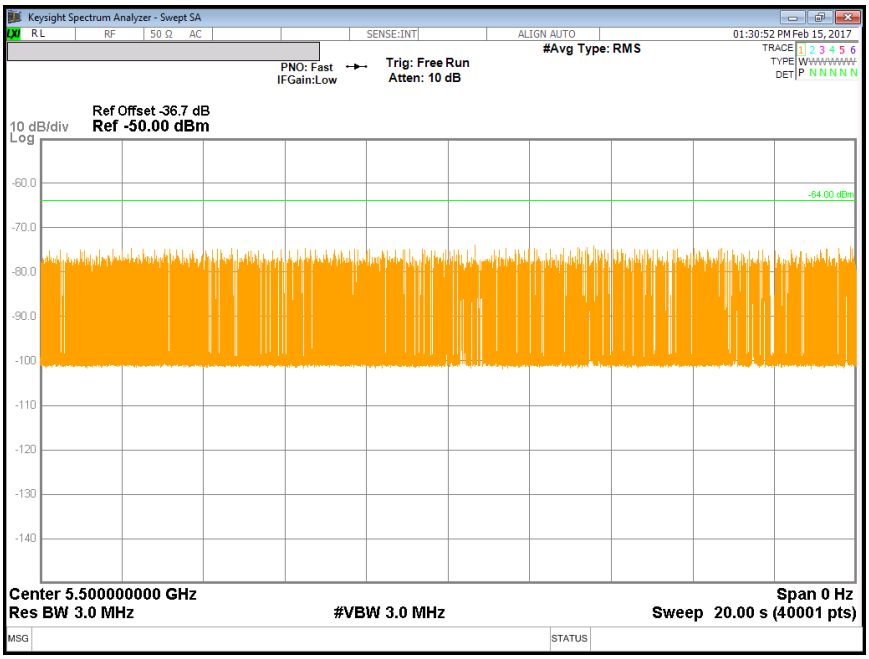

UL Korea, Ltd. Confidential
This report shall not be reproduced except in full, without the written approval of UL Korea, Ltd.

13.2.3. OVERLAPPING CHANNEL TESTS

RESULTS

These tests are not applicable.

13.2.4. MOVE AND CLOSING TIME

REPORTING NOTES

The reference marker is set at the end of last radar pulse.

The delta marker is set at the end of the last WLAN transmission following the radar pulse. This delta is the channel move time.

The aggregate channel closing transmission time is calculated as follows:

Aggregate Transmission Time =
(Number of analyzer bins showing transmission) * (dwell time per bin)

The observation period over which the aggregate time is calculated begins at (Reference Marker + 200 msec) and ends no earlier than (Reference Marker + 10 sec).

RESULTS

Channel Move Time (sec)	Limit (sec)
0.622	10

Aggregate Channel Closing Transmission Time (msec)	Limit (msec)
3.750	60

UL Korea, Ltd. Confidential
This report shall not be reproduced except in full, without the written approval of UL Korea, Ltd.

MOVE TIME & CHANNEL CLOSING TIME

AGGREGATE CHANNEL CLOSING TRANSMISSION TIME

No transmissions are observed during the aggregate monitoring period.

MOVE TIME & AGGREGATE CHANNEL CLOSING TRANSMISSION TIME

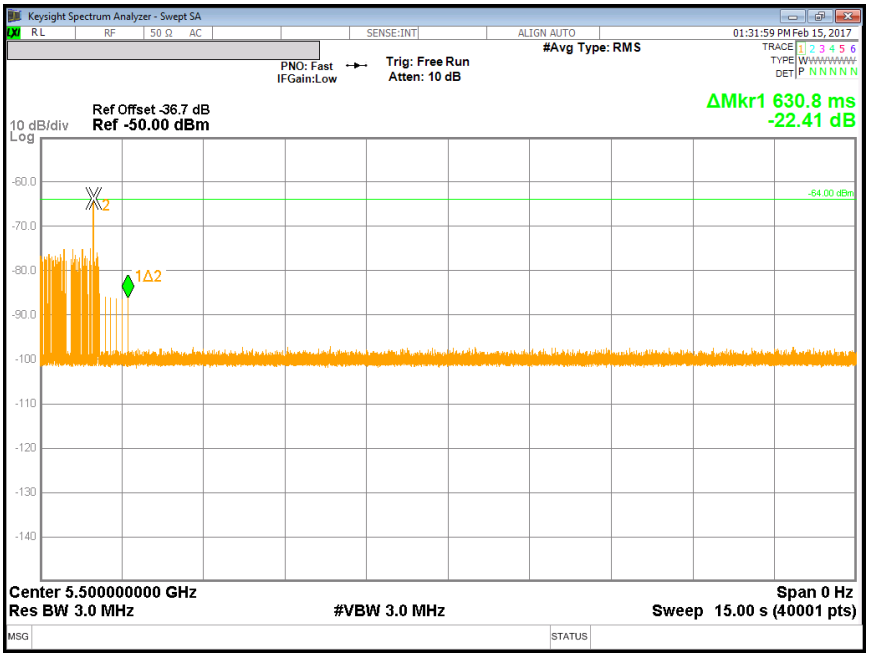

MOVE TIME & CLOSING TIME AT IN SERVICE MONITOR

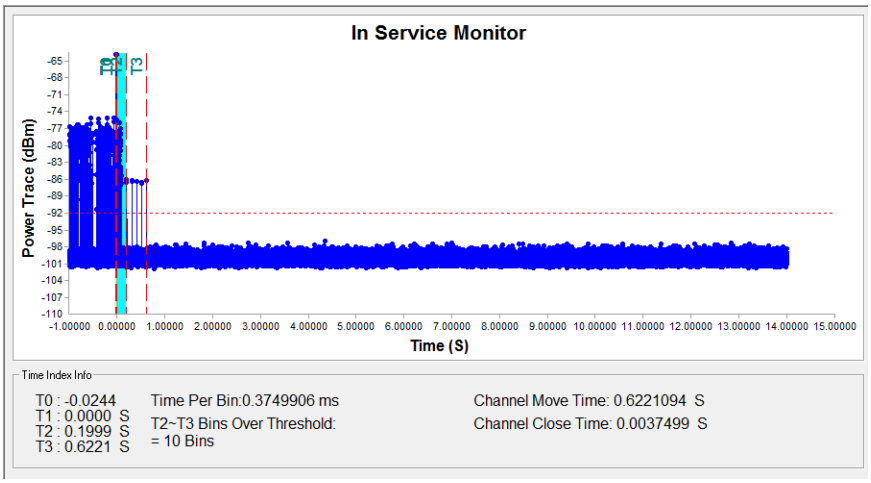

UL Korea, Ltd. Confidential
This report shall not be reproduced except in full, without the written approval of UL Korea, Ltd.

NON-OCCUPANCY PERIOD

RESULTS

No EUT transmissions were observed on the test channel during the 10-minute observation time.

10-MINUTE BEACON MONITORING PERIOD

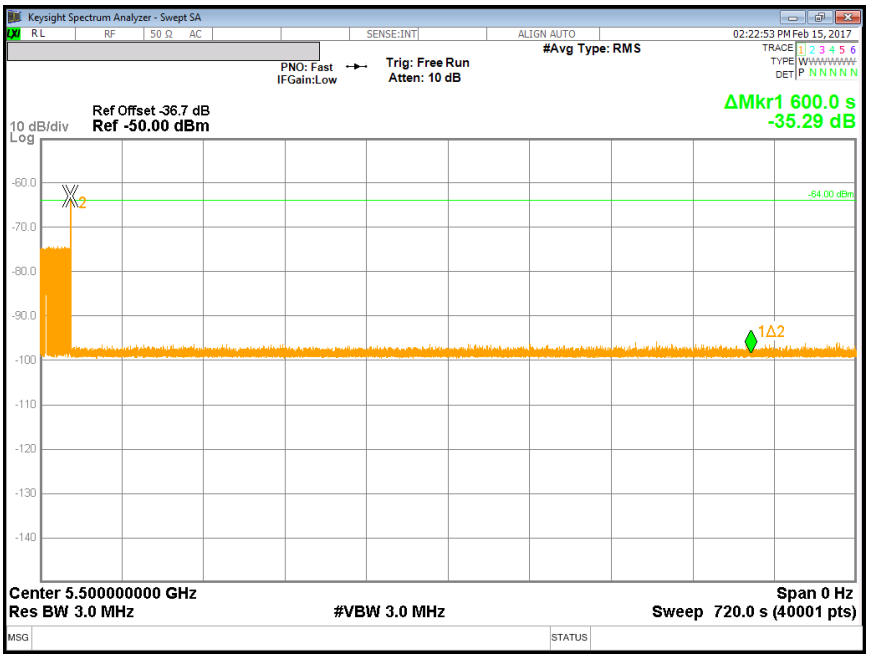

UL Korea, Ltd. Confidential
This report shall not be reproduced except in full, without the written approval of UL Korea, Ltd.

13.3. RESULTS FOR 40 MHz BANDWIDTH

13.3.1. TEST CHANNEL

All tests were performed at a channel center frequency of 5510 MHz.

13.3.2. RADAR WAVEFORM AND TRAFFIC

RADAR WAVEFORM

SHORT PULSE RADAR TYPE 0 AT MASTER

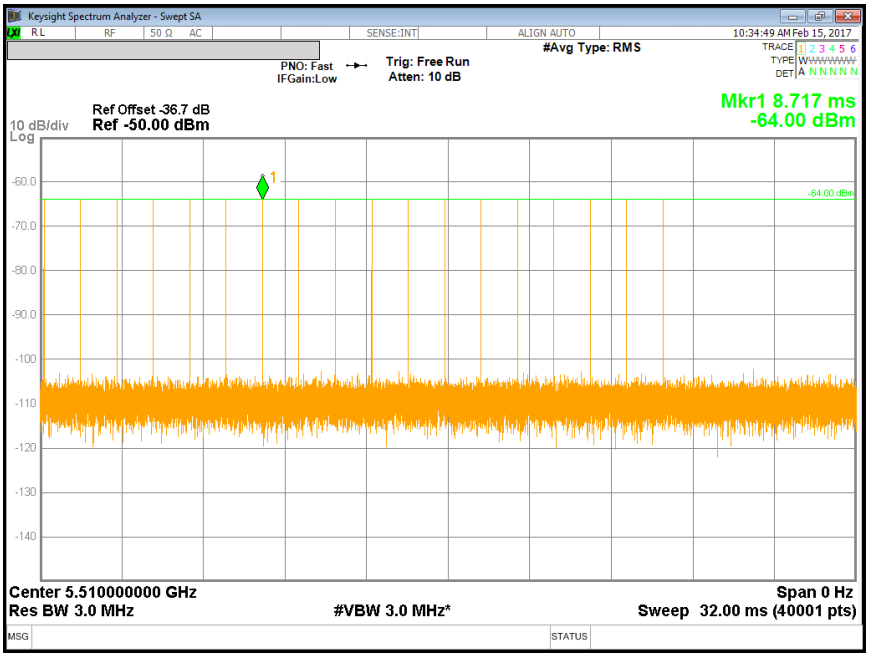

UL Korea, Ltd. Confidential
This report shall not be reproduced except in full, without the written approval of UL Korea, Ltd.

TRAFFIC

SLAVE TRAFFIC

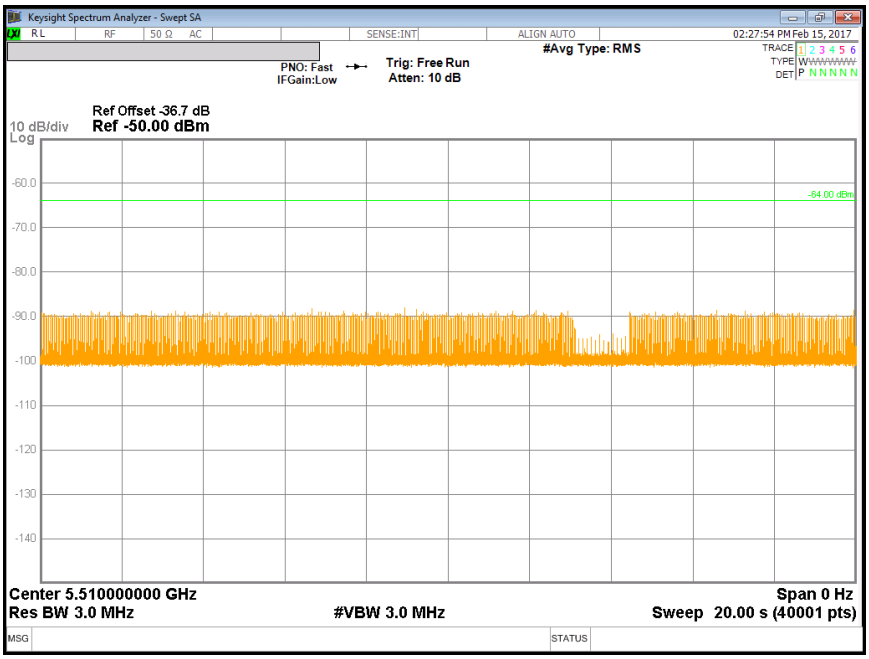

UL Korea, Ltd. Confidential
This report shall not be reproduced except in full, without the written approval of UL Korea, Ltd.

13.3.3. OVERLAPPING CHANNEL TESTS

RESULTS

These tests are not applicable.

13.3.4. MOVE AND CLOSING TIME

REPORTING NOTES

The reference marker is set at the end of last radar pulse.

The delta marker is set at the end of the last WLAN transmission following the radar pulse. This delta is the channel move time.

The aggregate channel closing transmission time is calculated as follows:

Aggregate Transmission Time =
(Number of analyzer bins showing transmission) * (dwell time per bin)

The observation period over which the aggregate time is calculated begins at (Reference Marker + 200 msec) and ends no earlier than (Reference Marker + 10 sec).

RESULTS

Channel Move Time (sec)	Limit (sec)
0.663	10

Aggregate Channel Closing Transmission Time (msec)	Limit (msec)
3.375	60

UL Korea, Ltd. Confidential
This report shall not be reproduced except in full, without the written approval of UL Korea, Ltd.

MOVE TIME & CHANNEL CLOSING TIME

AGGREGATE CHANNEL CLOSING TRANSMISSION TIME

No transmissions are observed during the aggregate monitoring period.

MOVE TIME & AGGREGATE CHANNEL CLOSING TRANSMISSION TIME

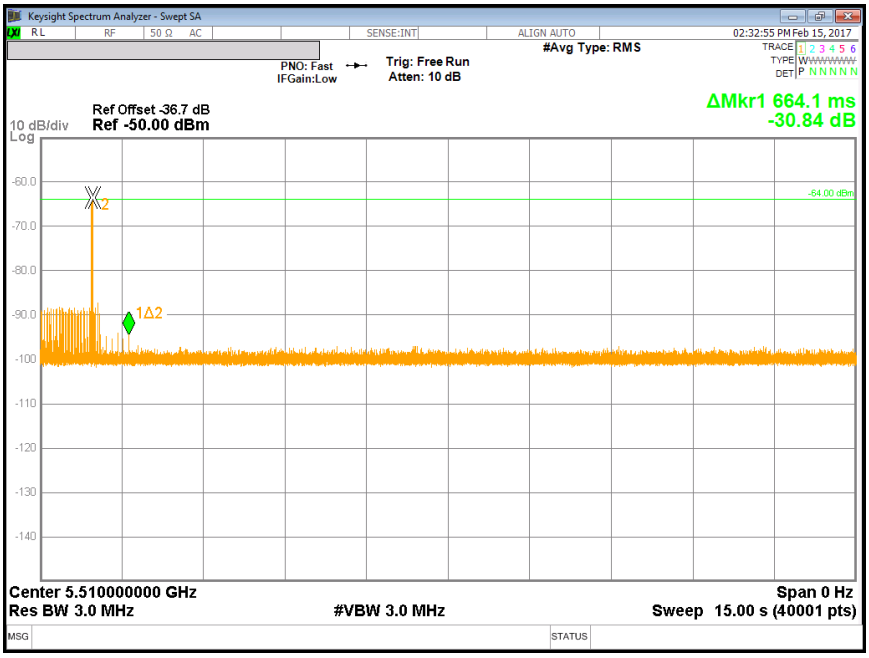

MOVE TIME & CLOSING TIME AT IN SERVICE MONITOR

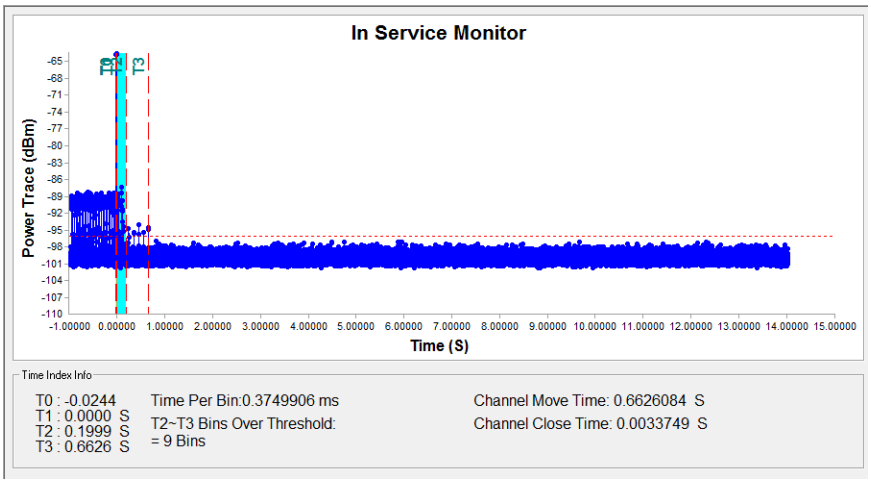

UL Korea, Ltd. Confidential
This report shall not be reproduced except in full, without the written approval of UL Korea, Ltd.

NON-OCCUPANCY PERIOD

RESULTS

No EUT transmissions were observed on the test channel during the 10-minute observation time.

10-MINUTE BEACON MONITORING PERIOD

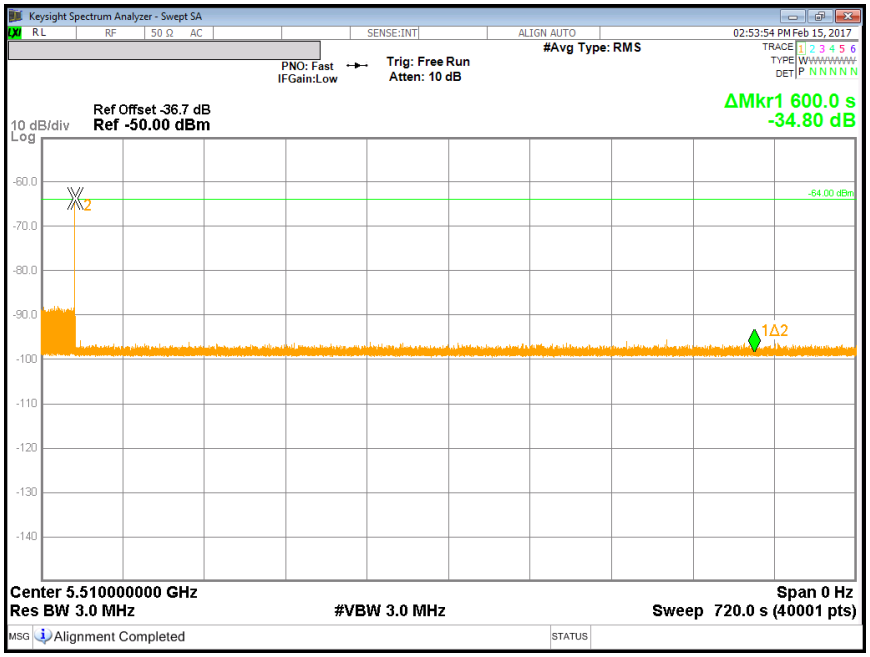

UL Korea, Ltd. Confidential
This report shall not be reproduced except in full, without the written approval of UL Korea, Ltd.

13.4. RESULTS FOR 80 MHz BANDWIDTH

13.4.1. TEST CHANNEL

All tests were performed at a channel center frequency of 5530 MHz.

13.4.2. RADAR WAVEFORM AND TRAFFIC

RADAR WAVEFORM

SHORT PULSE RADAR TYPE 0 AT MASTER

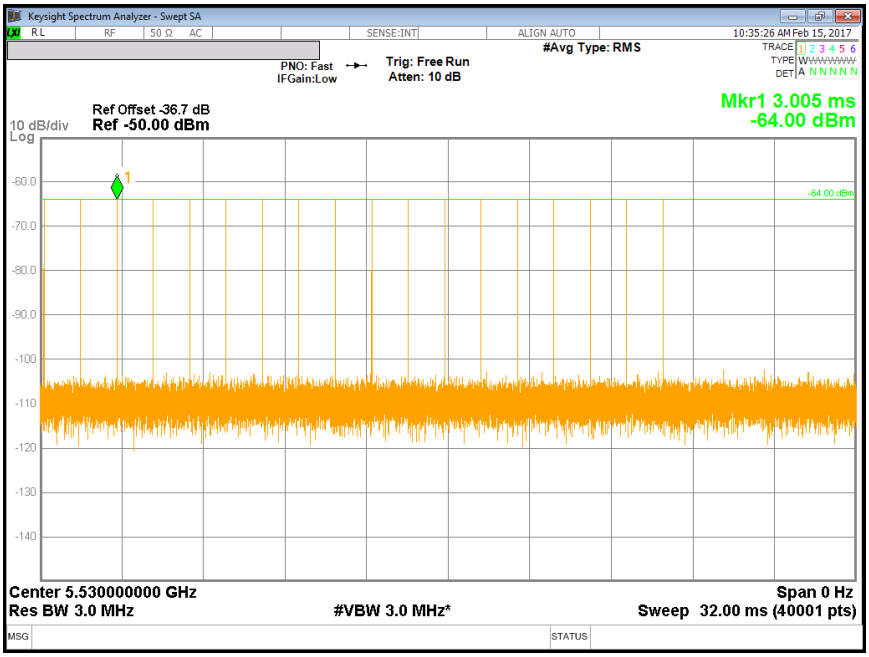

UL Korea, Ltd. Confidential
This report shall not be reproduced except in full, without the written approval of UL Korea, Ltd.

TRAFFIC

SLAVE TRAFFIC

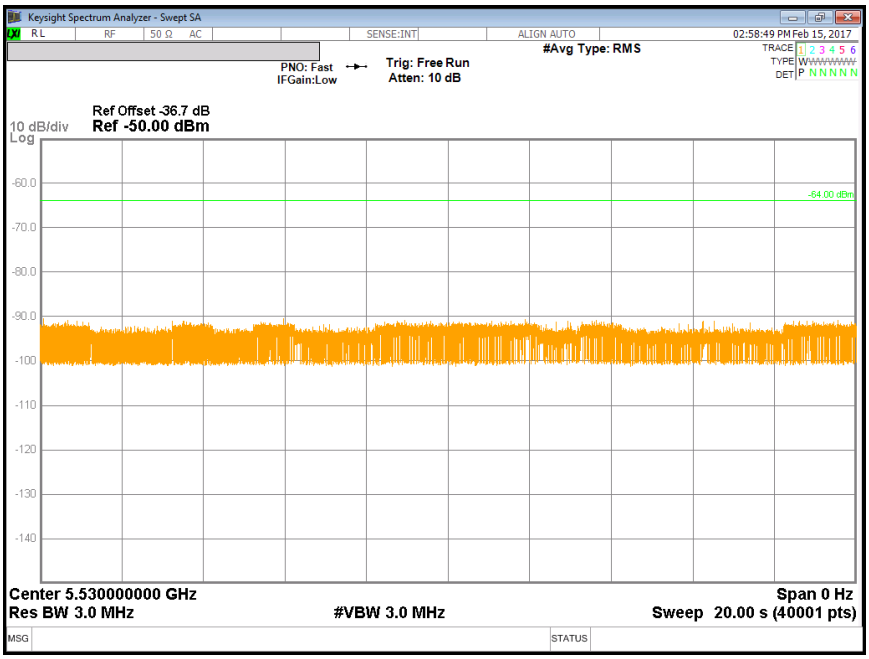

UL Korea, Ltd. Confidential
This report shall not be reproduced except in full, without the written approval of UL Korea, Ltd.

13.4.3. OVERLAPPING CHANNEL TESTS

RESULTS

These tests are not applicable.

13.4.4. MOVE AND CLOSING TIME

REPORTING NOTES

The reference marker is set at the end of last radar pulse.

The delta marker is set at the end of the last WLAN transmission following the radar pulse. This delta is the channel move time.

The aggregate channel closing transmission time is calculated as follows:

Aggregate Transmission Time =
(Number of analyzer bins showing transmission) * (dwell time per bin)

The observation period over which the aggregate time is calculated begins at (Reference Marker + 200 msec) and ends no earlier than (Reference Marker + 10 sec).

RESULTS

Channel Move Time (sec)	Limit (sec)
3.072	10

Aggregate Channel Closing Transmission Time (msec)	Limit (msec)
0.375	60

UL Korea, Ltd. Confidential
This report shall not be reproduced except in full, without the written approval of UL Korea, Ltd.

MOVE TIME & CHANNEL CLOSING TIME

AGGREGATE CHANNEL CLOSING TRANSMISSION TIME

No transmissions are observed during the aggregate monitoring period.

MOVE TIME & AGGREGATE CHANNEL CLOSING TRANSMISSION TIME

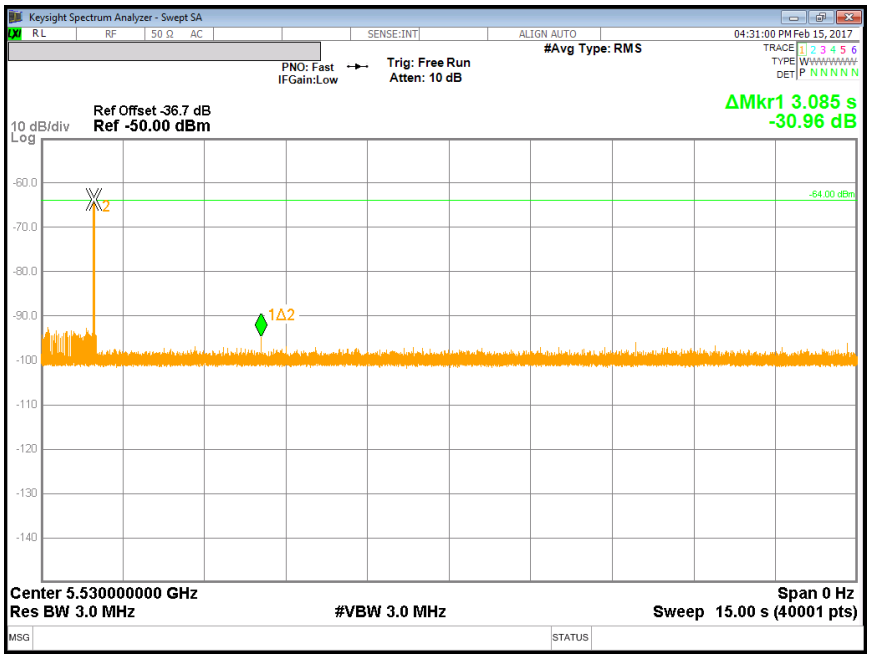

MOVE TIME & CLOSING TIME AT IN SERVICE MONITOR

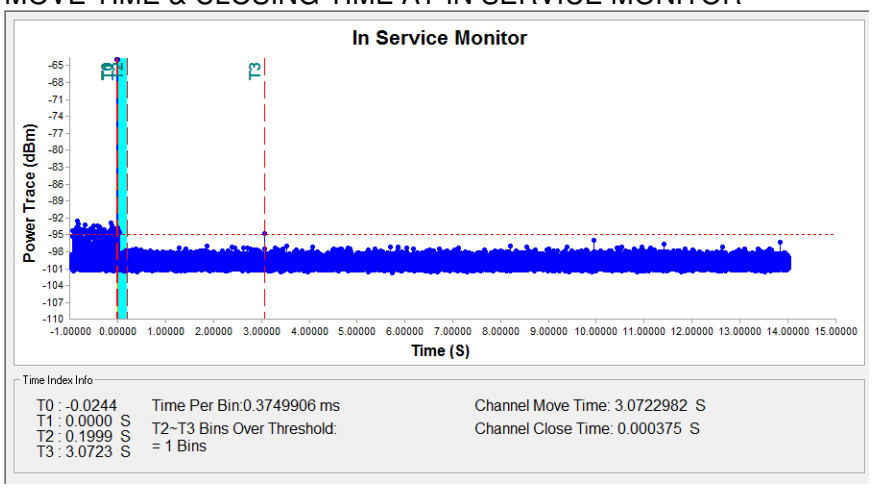

UL Korea, Ltd. Confidential
This report shall not be reproduced except in full, without the written approval of UL Korea, Ltd.

NON-OCCUPANCY PERIOD

RESULTS

No EUT transmissions were observed on the test channel during the 10-minute observation time.

10-MINUTE BEACON MONITORING PERIOD

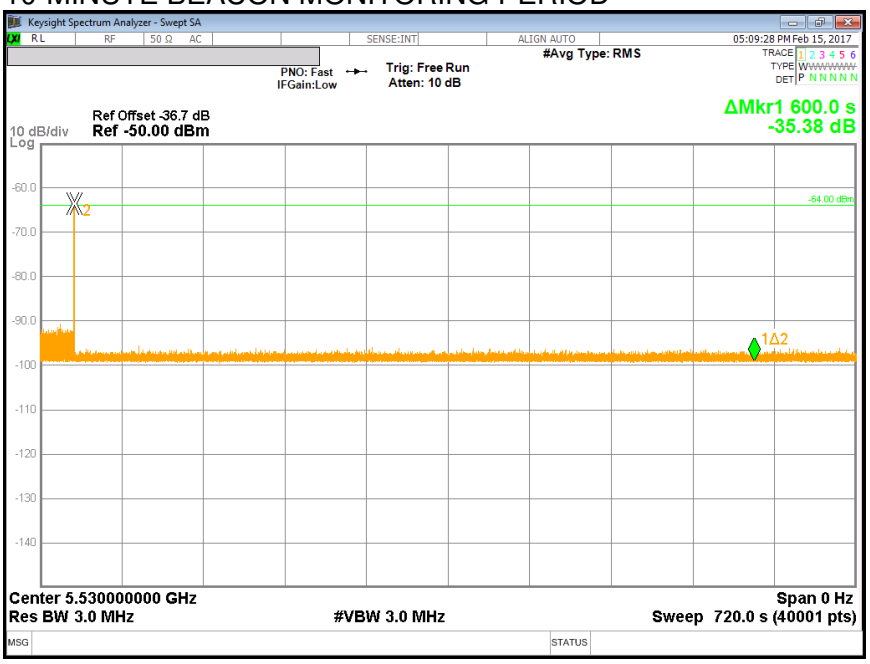

UL Korea, Ltd. Confidential
This report shall not be reproduced except in full, without the written approval of UL Korea, Ltd.