Peak result (802.11ax(HE40) Ch.142, 26T RU 17)

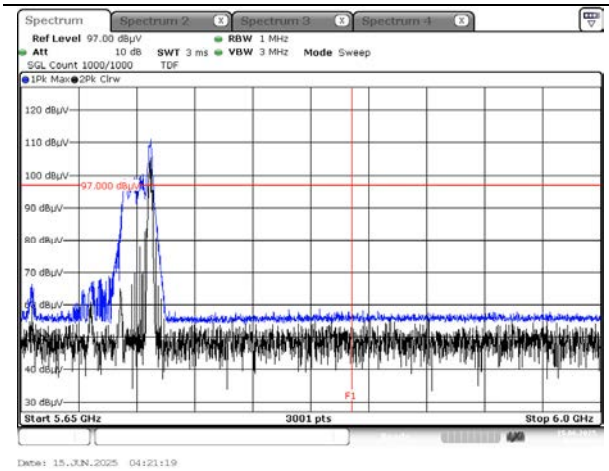

Peak result (802.11ax(HE40) Ch. 142, 52T RU 44)

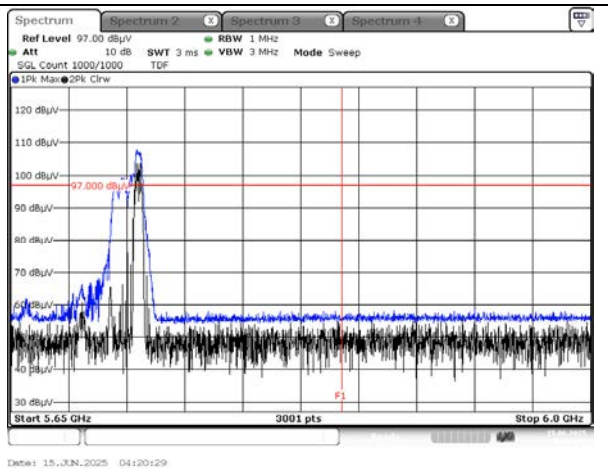

Peak result (802.11ax(HE40) Ch. 142, 106T RU 56)

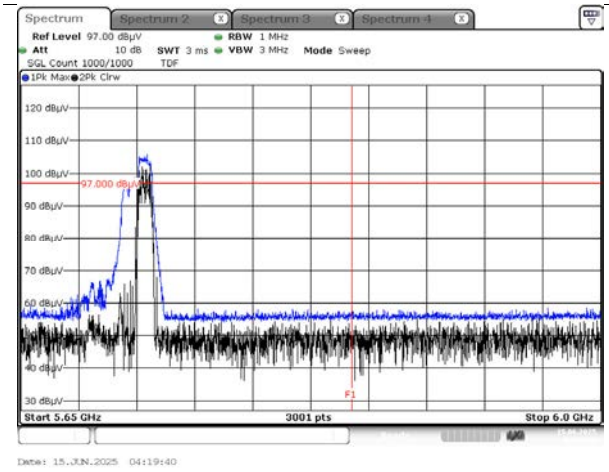

Peak result (802.11ax(HE40) Ch.142, 242T RU 62)

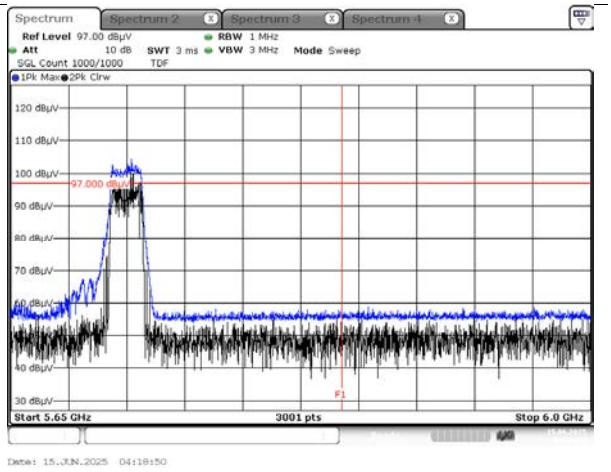

Peak result (802.11ax(HE40) Ch.142, 484T RU 65)

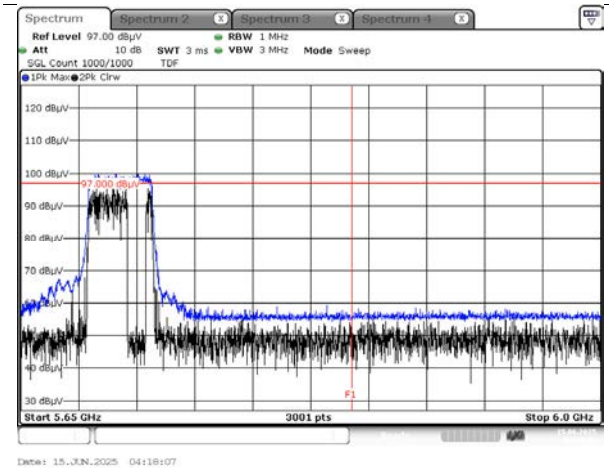

Peak result (802.11ax(HE40) Ch.142, SU)

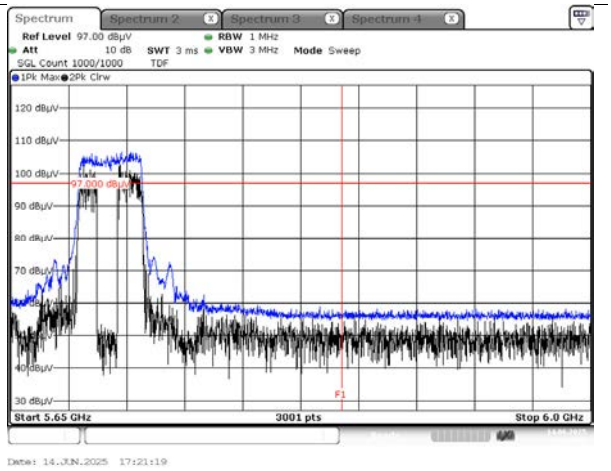

The report shall not be (partly) reproduced except in full without approval of the laboratory.

Peak result (802.11ax(HE80) Ch.138, 26T RU 36)

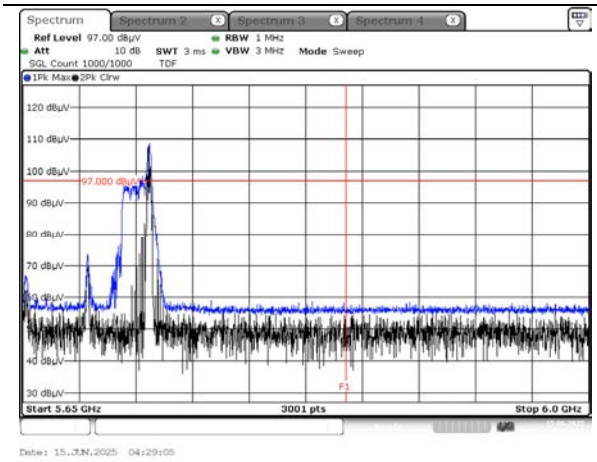

Peak result (802.11ax(HE80) Ch.138, 52T RU 52)

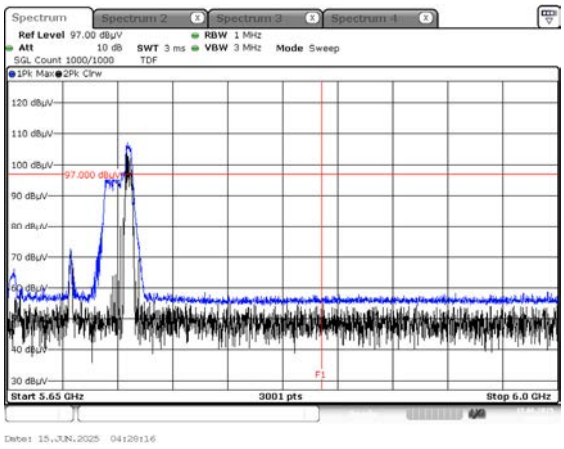

Peak result (802.11ax(HE80) Ch.138, 106T RU 60)

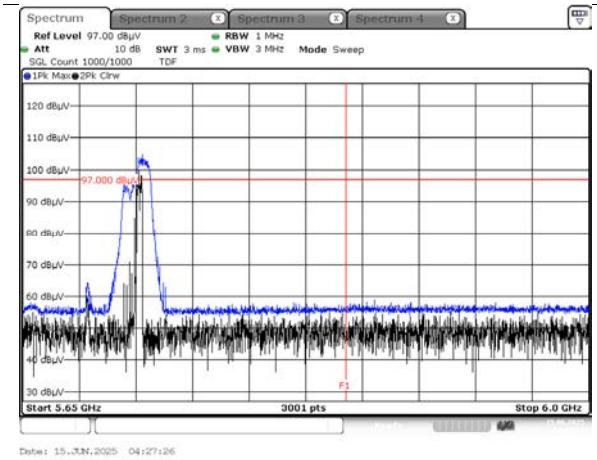

Peak result (802.11ax(HE80) Ch.138, 242T RU 64)

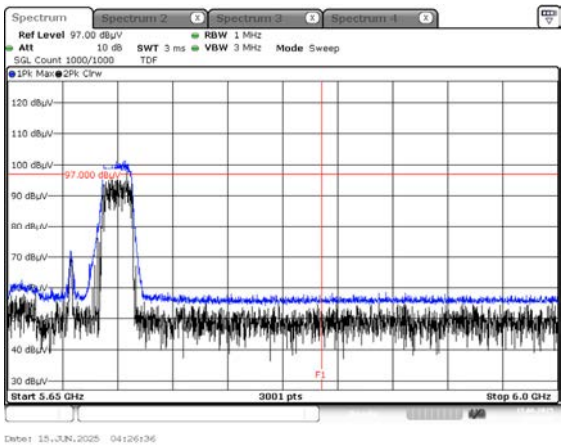

Peak result (802.11ax(HE80) Ch.138, 484T RU 66)

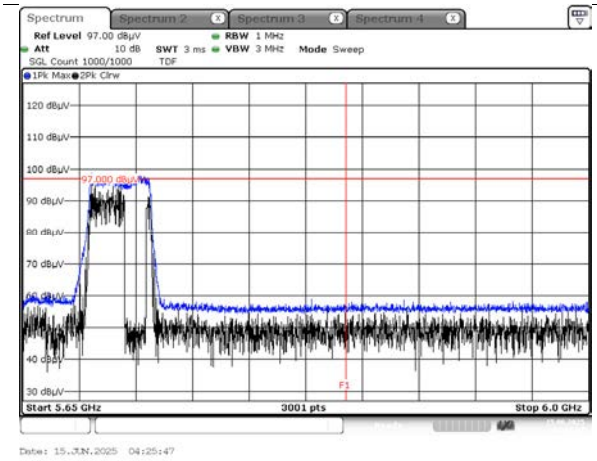

Peak result (802.11ax(HE80) Ch.138, 996T RU 67)

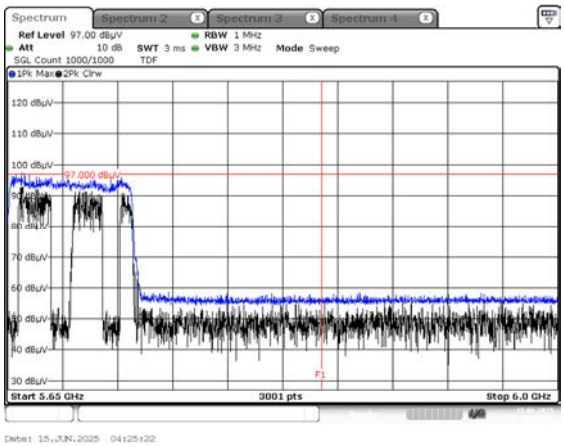

The report shall not be (partly) reproduced except in full without approval of the laboratory.

Peak result (802.11ax(HE80) Ch.138, SU)

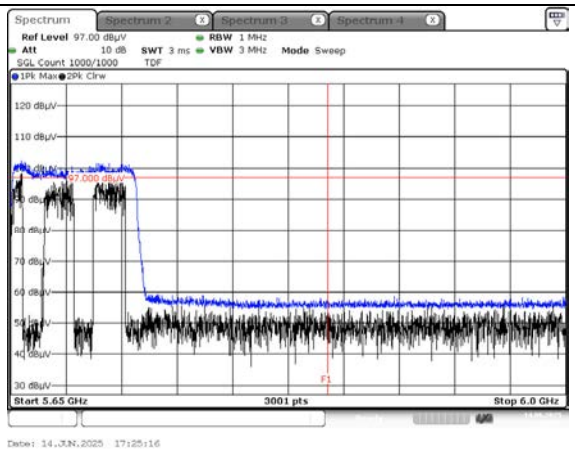

Note :

1. Only the worst case plots for Radiated Restricted Band Edge.
2. Red line : 5 850 MHz
3. Ambient Noise (Because of ambient noise, We attached only the worst plot without a data table)

The report shall not be (partly) reproduced except in full without approval of the laboratory.

▣ Test Plots(UNII 3)_Low Edge

[MIMO_SDM(Ant.1+ Ant.2)]

Peak result (802.11ax(HE20) Ch.149, 26T RU 0)

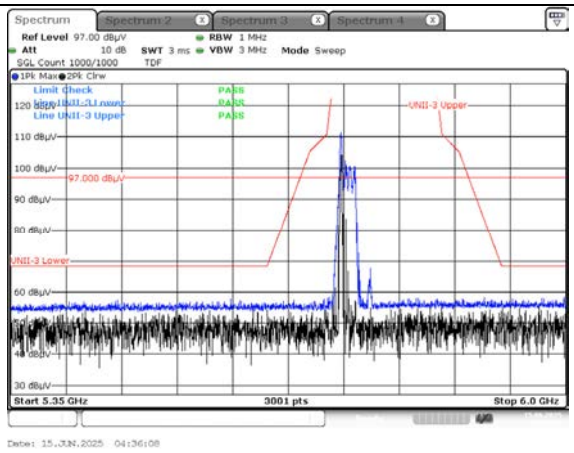

Peak result (802.11ax(HE20) Ch.149, 52T RU 37)

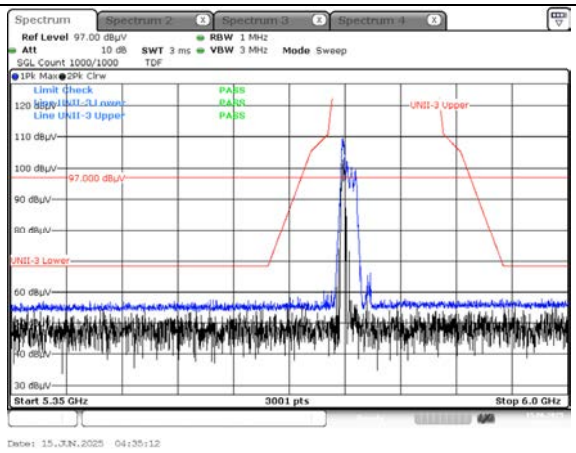

Peak result (802.11ax(HE20) Ch.149, 106T RU 53)

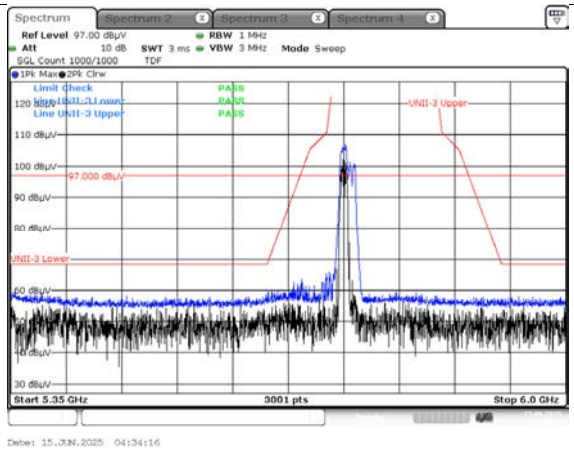

Peak result (802.11ax(HE20) Ch.149, 242T RU 61)

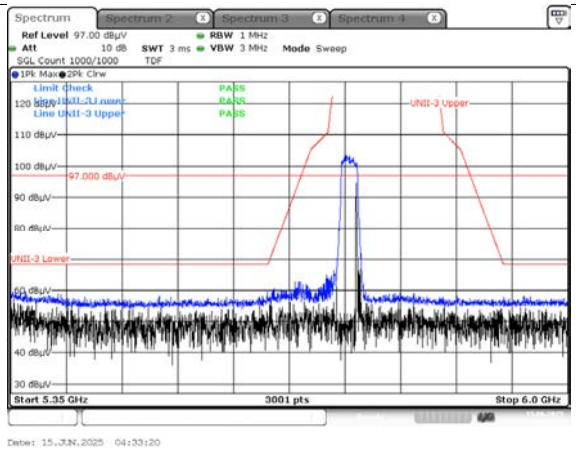

Peak result (802.11ax(HE20) Ch.149, SU)

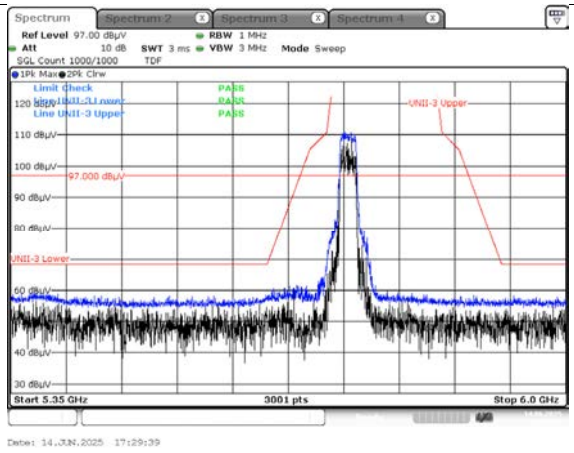

The report shall not be (partly) reproduced except in full without approval of the laboratory.

Peak result (802.11ax(HE40) Ch.151, 26T RU 0)

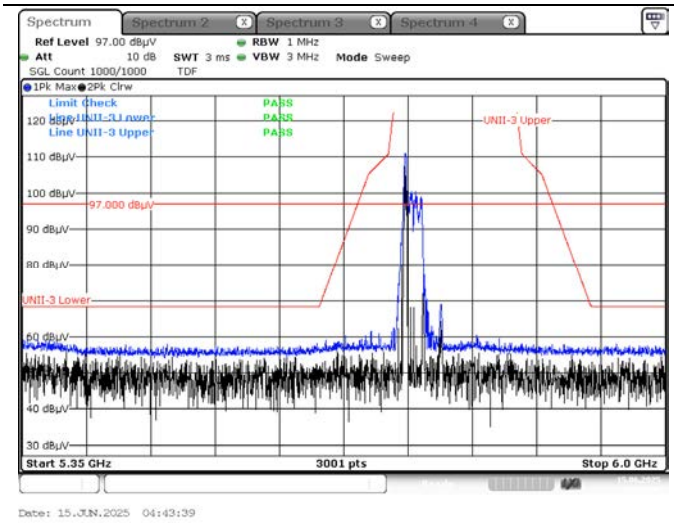

Peak result (802.11ax(HE40) Ch.151, 52T RU 37)

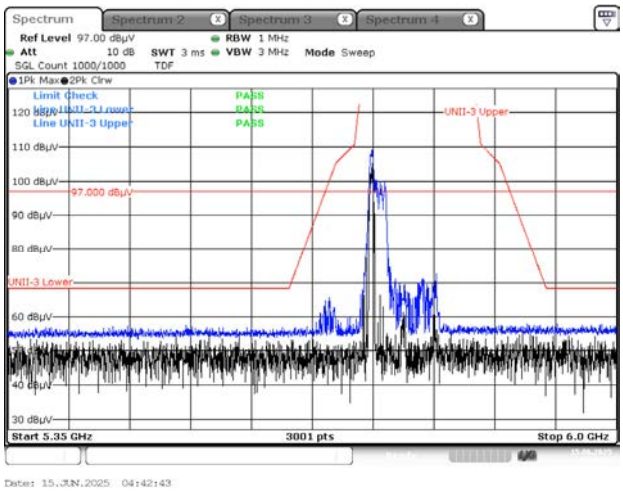

Peak result (802.11ax(HE40) Ch.151, 106T RU 53)

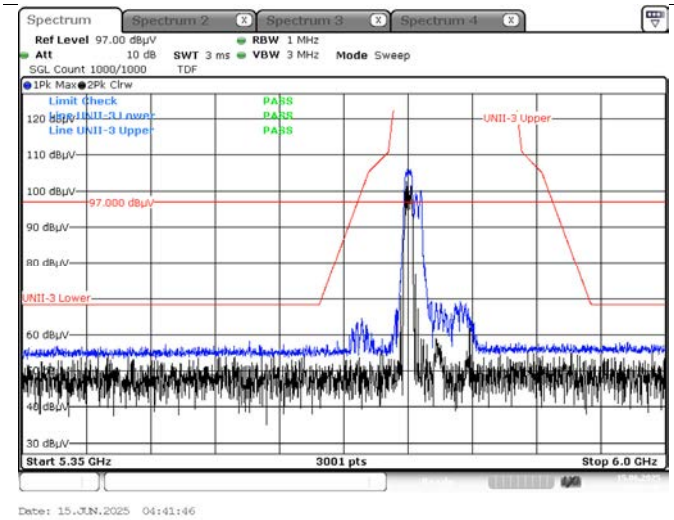

Peak result (802.11ax(HE40) Ch.151, 242T RU 61)

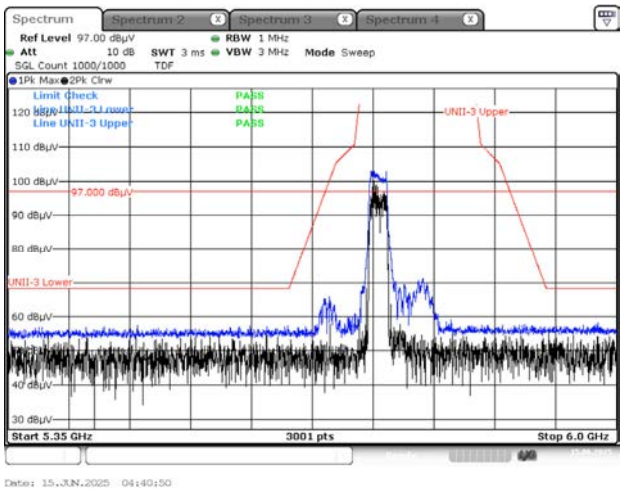

Peak result (802.11ax(HE40) Ch.151, 484T RU 65)

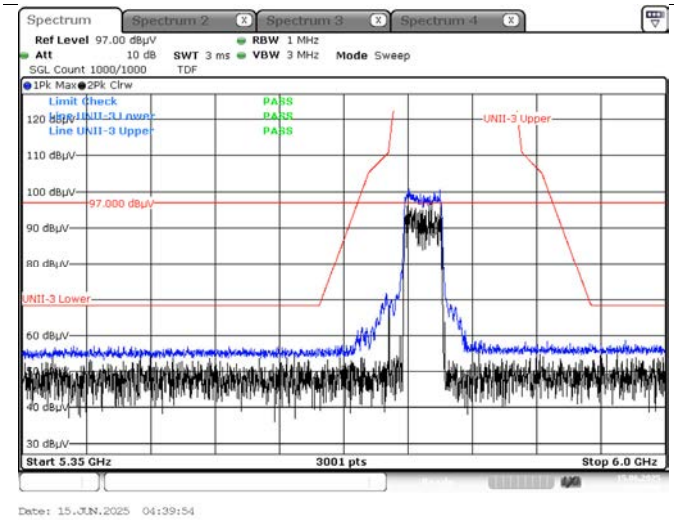

Peak result (802.11ax(HE40) Ch.151, SU)

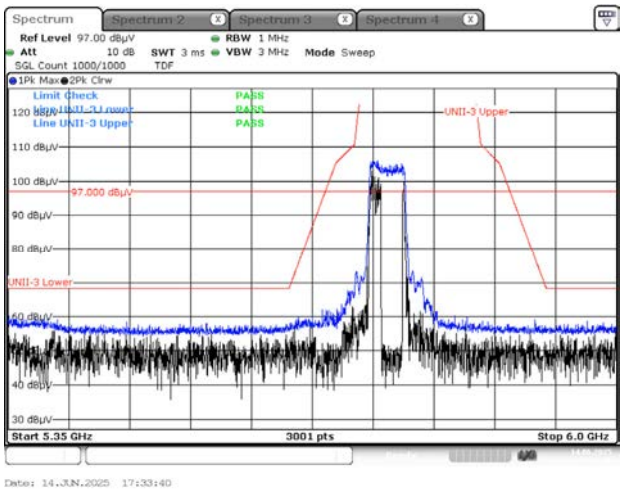

The report shall not be (partly) reproduced except in full without approval of the laboratory.

Peak result (802.11ax(HE80) Ch.155, 26T RU 0)

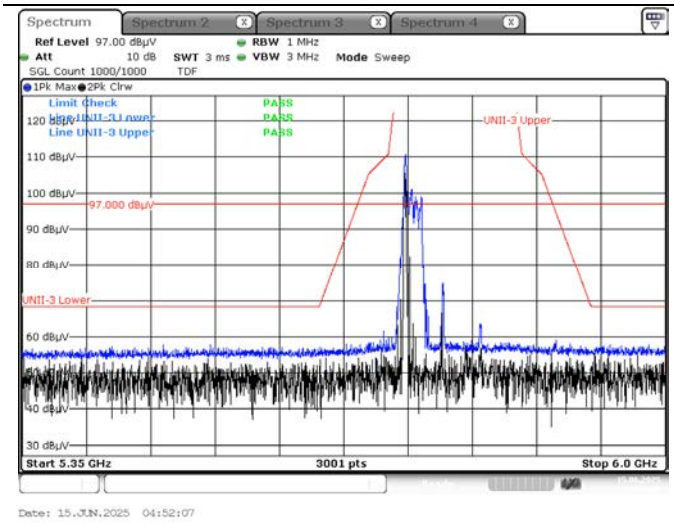

Peak result (802.11ax(HE80) Ch.155, 52T RU 37)

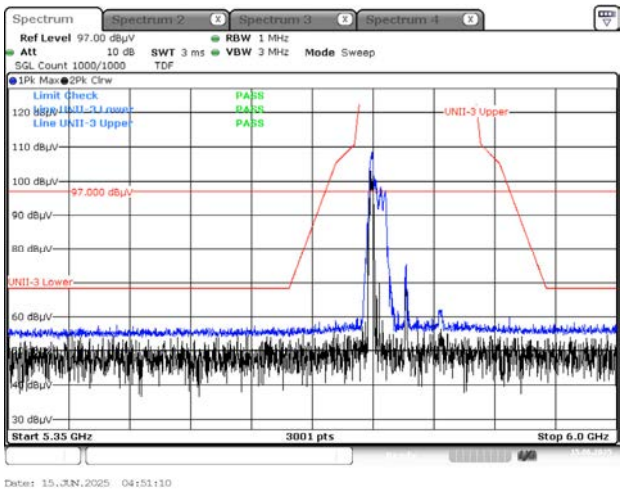

Peak result (802.11ax(HE80) Ch.155, 106T RU 53)

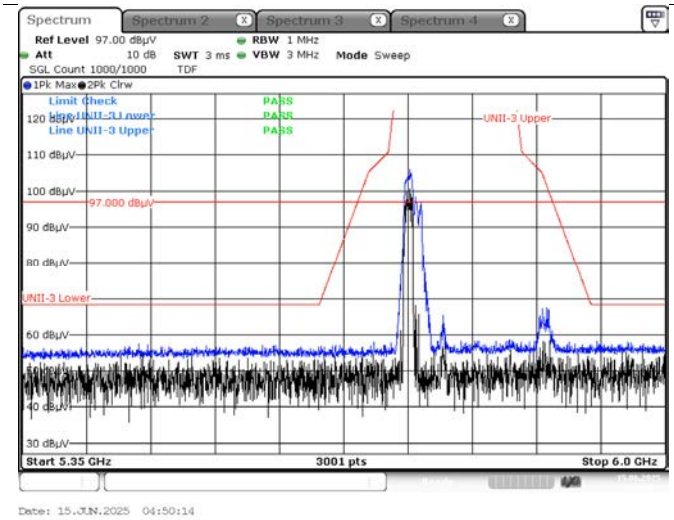

Peak result (802.11ax(HE80) Ch.155, 242T RU 61)

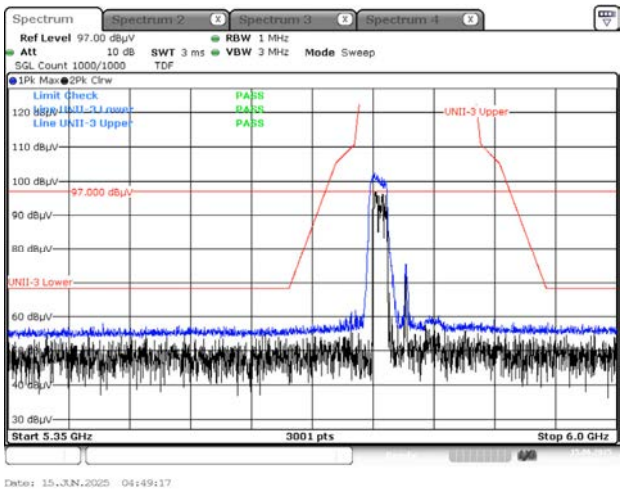

Peak result (802.11ax(HE80) Ch.155, 484T RU 65)

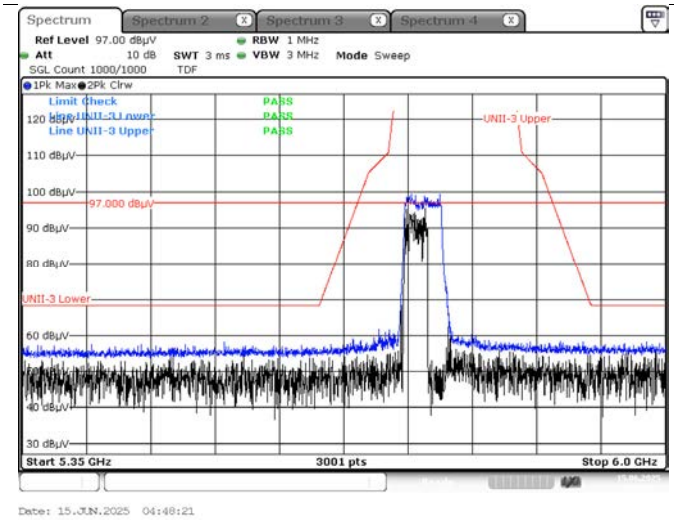

Peak result (802.11ax(HE80) Ch.155, 996T RU 67)

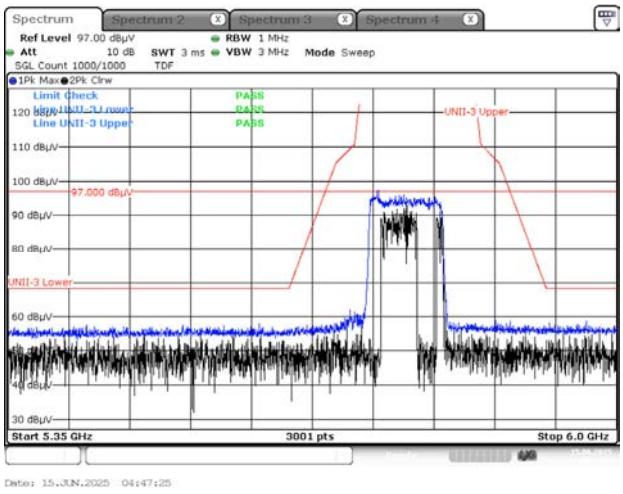

The report shall not be (partly) reproduced except in full without approval of the laboratory.

Peak result (802.11ax(HE80) Ch.155, SU)

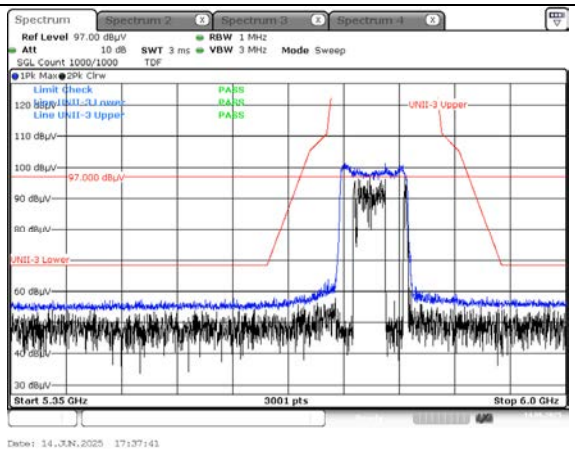

The report shall not be (partly) reproduced except in full without approval of the laboratory.

▣ Test Plots(UNII 3)_High Edge

[MIMO_SDM(Ant.1+ Ant.2)]

Peak result (802.11ax(HE20) Ch.165, 26T RU 8)

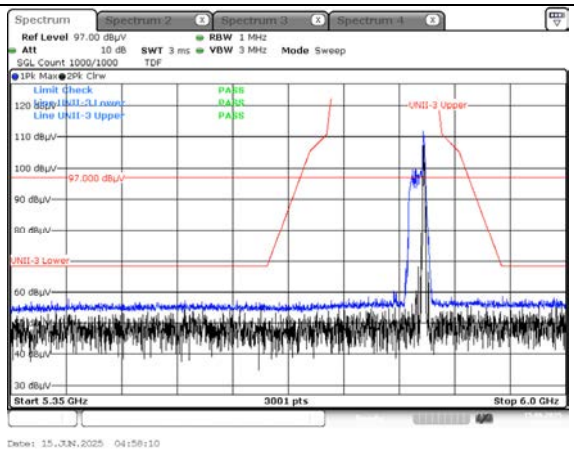

Peak result (802.11ax(HE20) Ch.165, 52T RU 40)

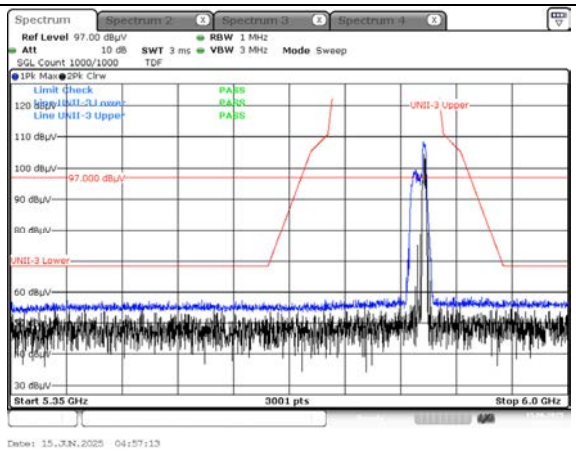

Peak result (802.11ax(HE20) Ch.165, 106T RU 54)

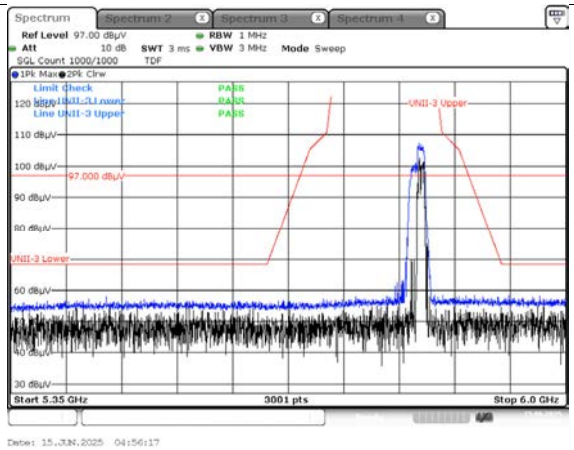

Peak result (802.11ax(HE20) Ch.165, 242T RU 61)

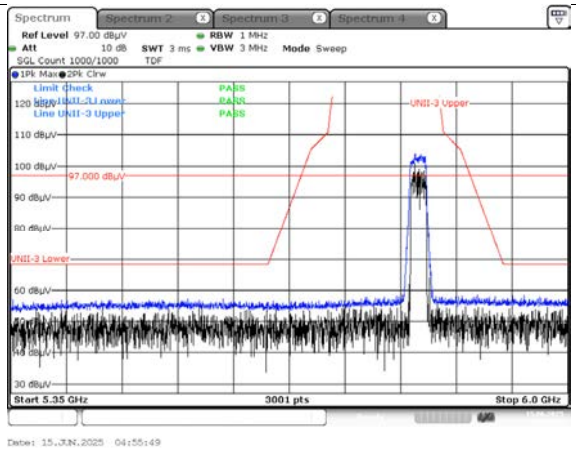

Peak result (802.11ax(HE20) Ch.165, SU)

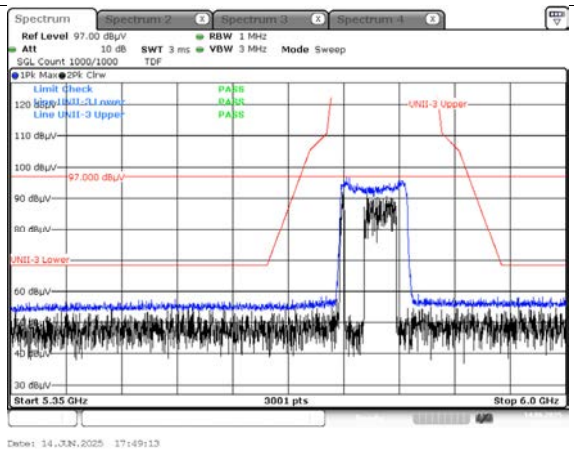

The report shall not be (partly) reproduced except in full without approval of the laboratory.

Peak result (802.11ax(HE40) Ch.159, 26T RU 17)

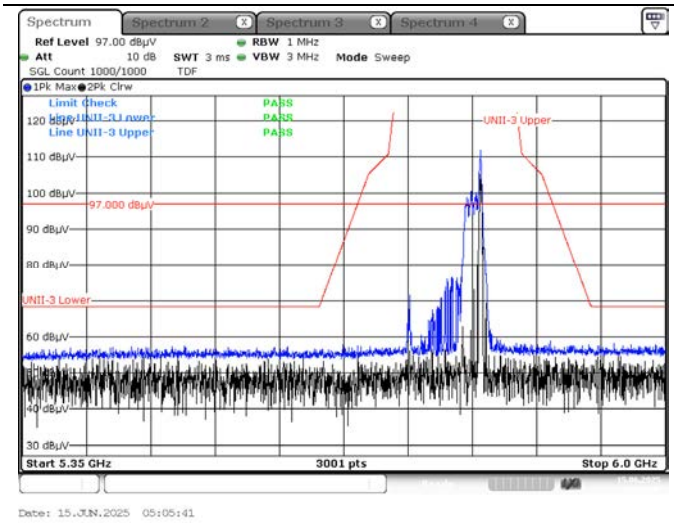

Peak result (802.11ax(HE40) Ch.159, 52T RU 44)

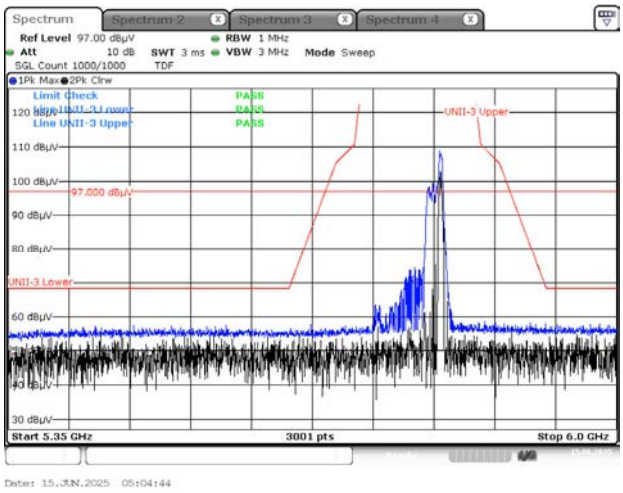

Peak result (802.11ax(HE40) Ch.159, 106T RU 56)

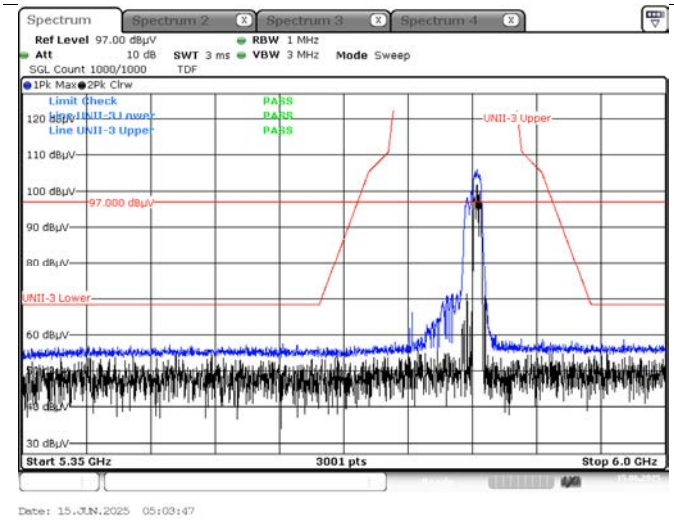

Peak result (802.11ax(HE40) Ch.159, 242T RU 62)

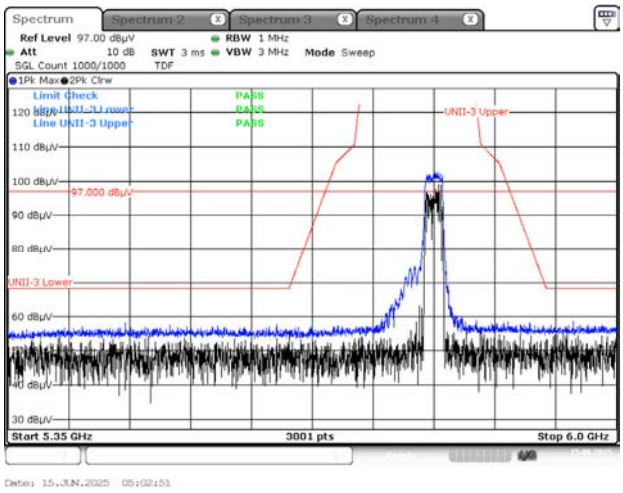

Peak result (802.11ax(HE40) Ch.159, 484T RU 65)

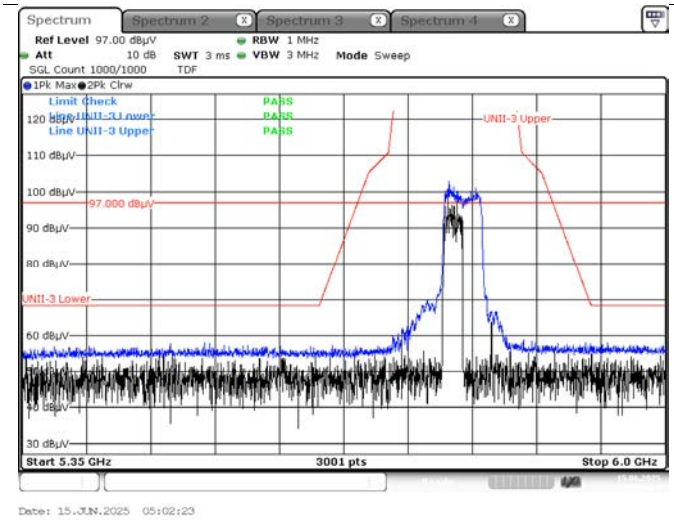

Peak result (802.11ax(HE40) Ch.159, SU)

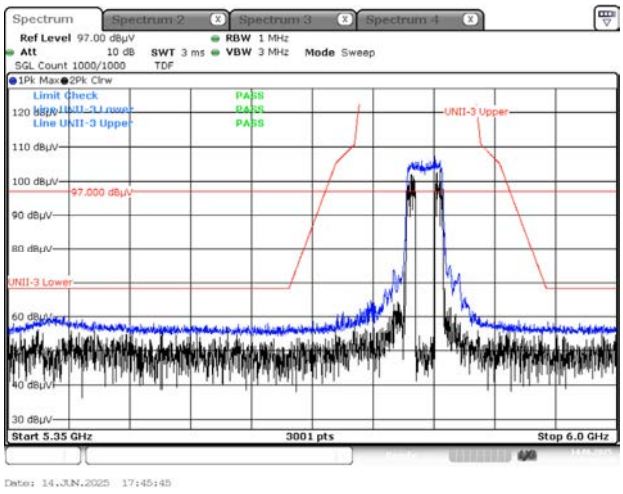

The report shall not be (partly) reproduced except in full without approval of the laboratory.

Peak result (802.11ax(HE80) Ch.155, 26T RU 36)

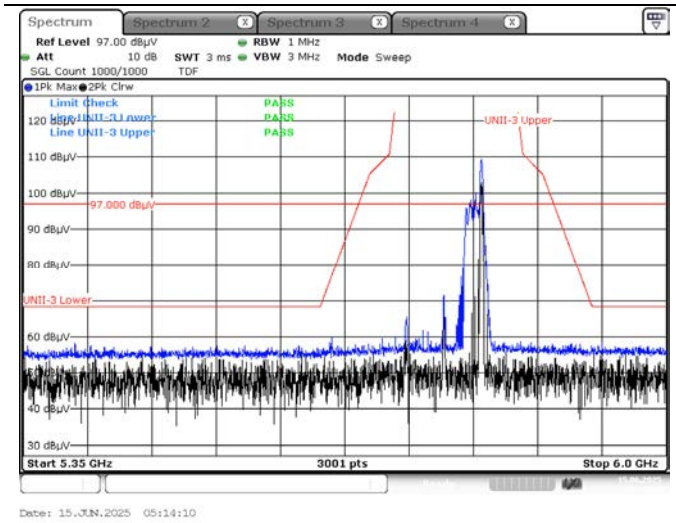

Peak result (802.11ax(HE80) Ch.155, 52T RU 52)

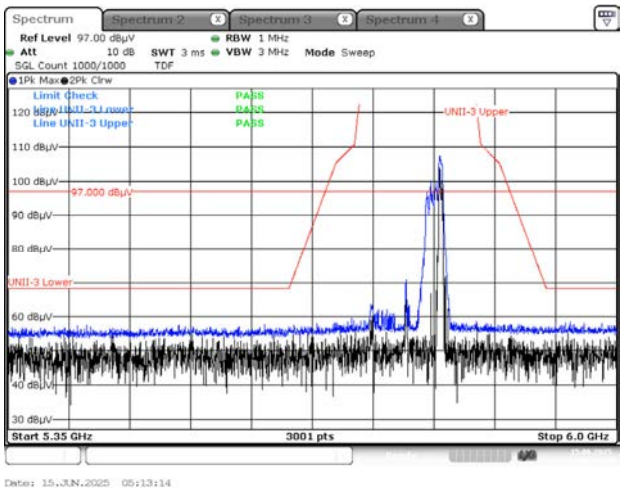

Peak result (802.11ax(HE80) Ch.155, 106T RU 60)

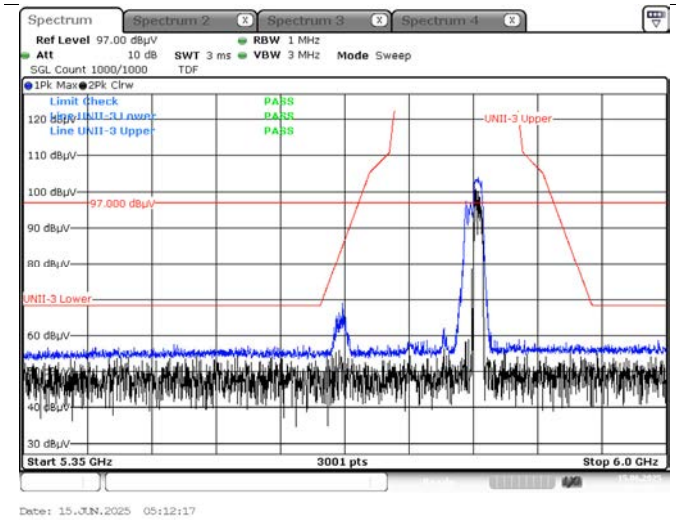

Peak result (802.11ax(HE80) Ch.155, 242T RU 64)

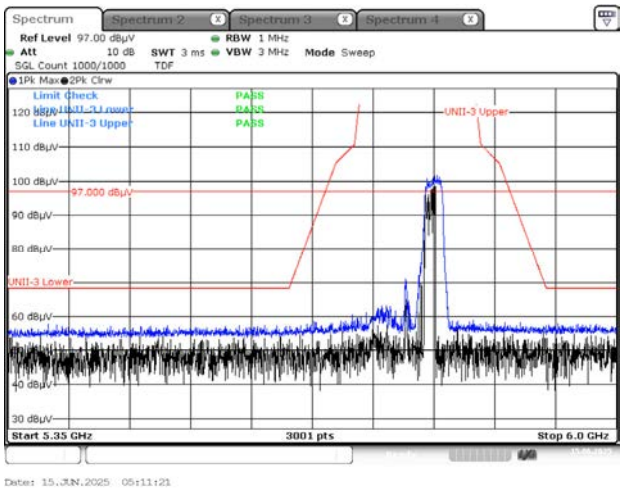

Peak result (802.11ax(HE80) Ch.155, 484T RU 66)

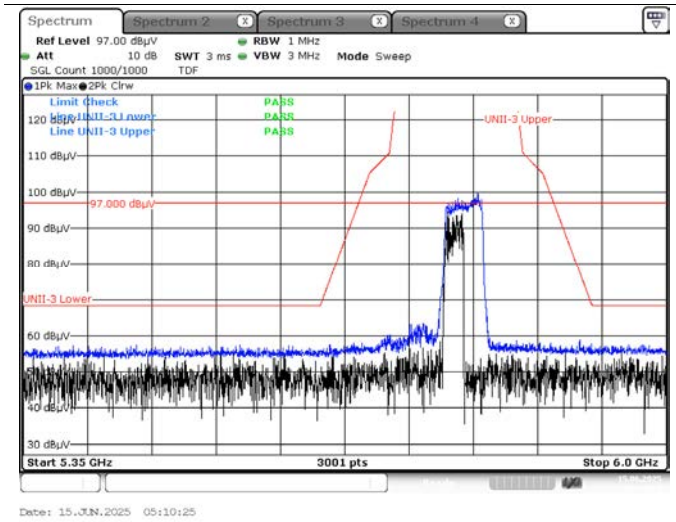

Peak result (802.11ax(HE80) Ch.155, 996T RU 67)

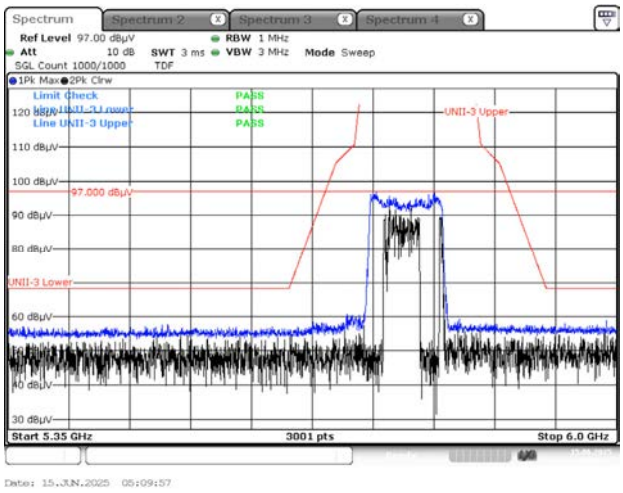

The report shall not be (partly) reproduced except in full without approval of the laboratory.

Peak result (802.11ax(HE80) Ch.155, SU)

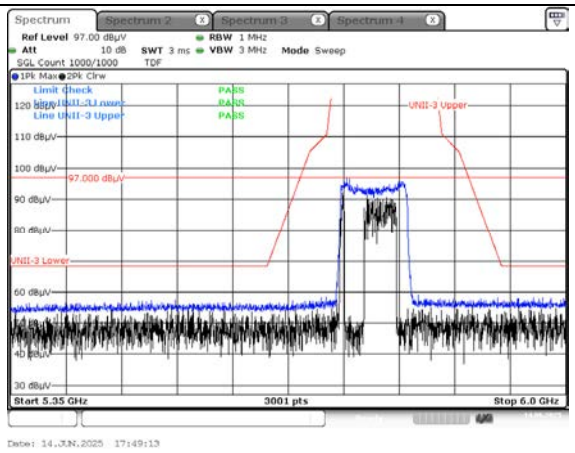

Note :

1. Only the worst case plots for U-NII-3 Out of Band e.i.r.p Emission.
2. U-NII-3 Low & High Band Edge Red Line is Final Test Limit about factor value compensation.

The report shall not be (partly) reproduced except in full without approval of the laboratory.

▣ Test Plots(UNII 4)_Low edge

Peak result (802.11ax(HE20) Ch.169, 26T RU 0)

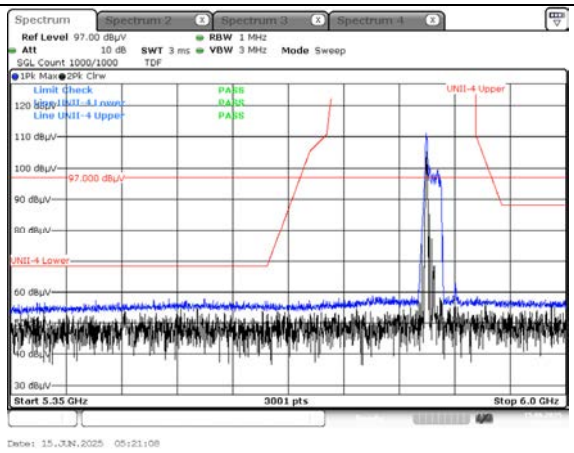

Peak result (802.11ax(HE20) Ch.169, 52T RU 37)

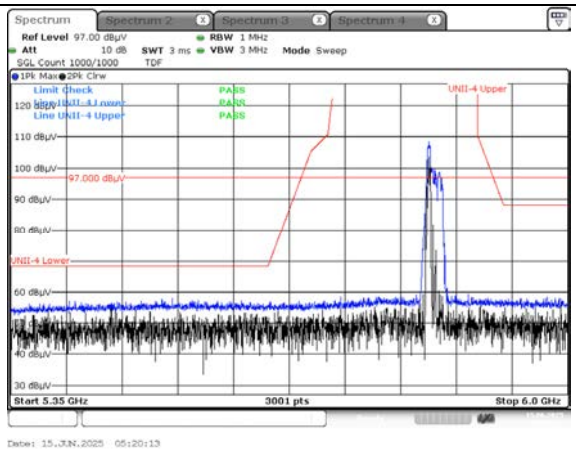

Peak result (802.11ax(HE20) Ch.169, 106T RU 53)

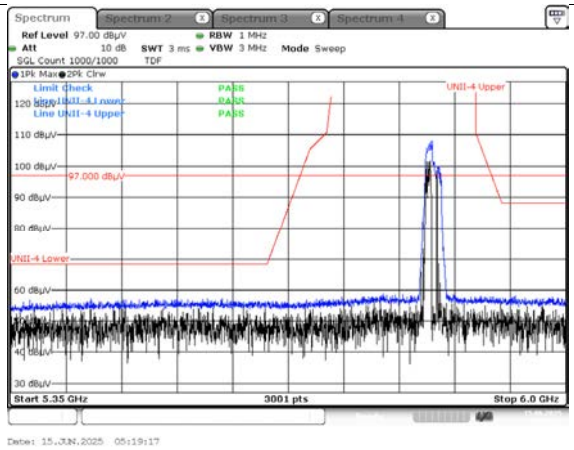

Peak result (802.11ax(HE20) Ch.169, 242T RU 61)

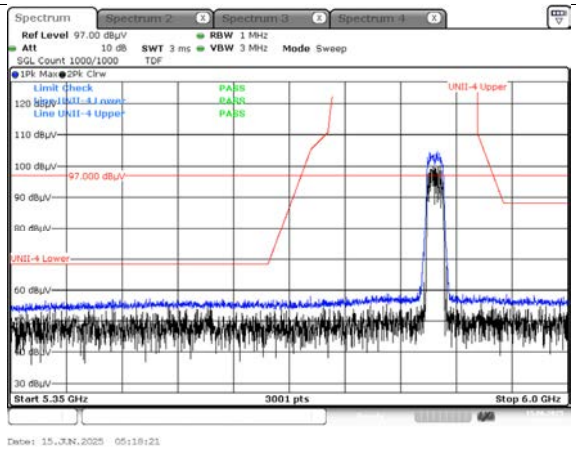

Peak result (802.11ax(HE20) Ch.169, SU)

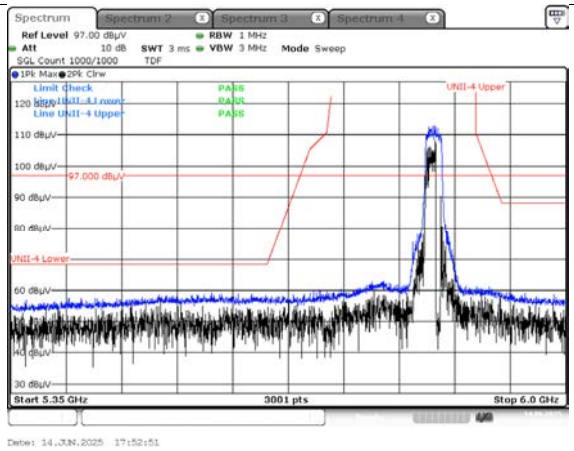

The report shall not be (partly) reproduced except in full without approval of the laboratory.

Peak result (802.11ax(HE40) Ch.167, 26T RU 0)

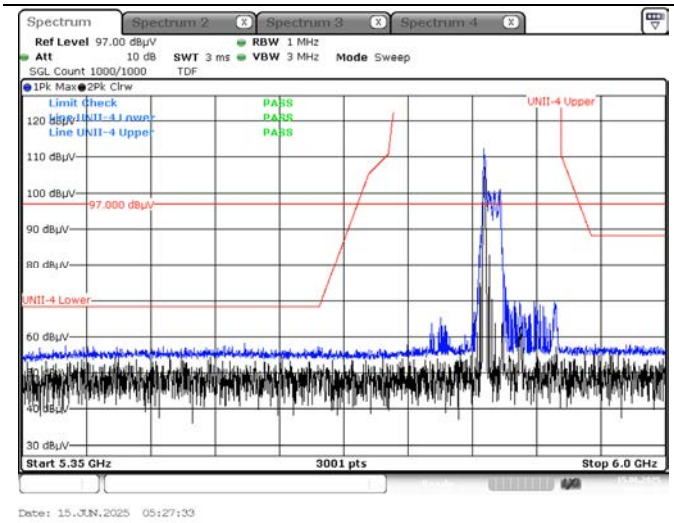

Peak result (802.11ax(HE40) Ch.167, 52T RU 37)

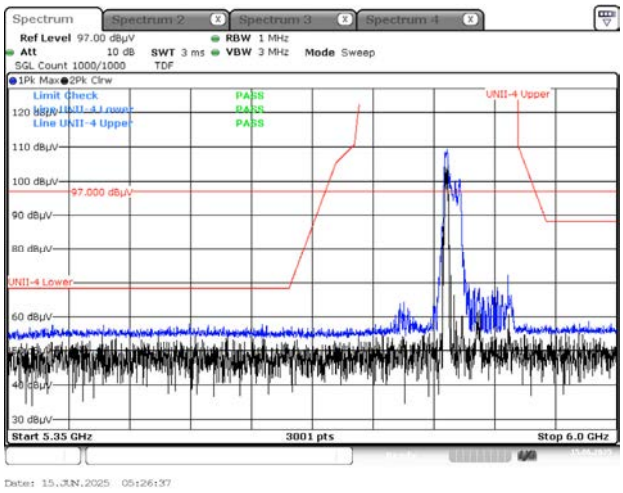

Peak result (802.11ax(HE40) Ch.167, 106T RU 53)

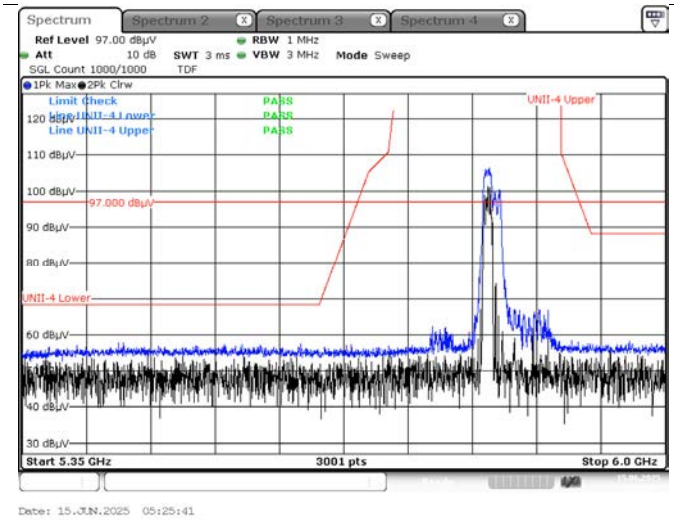

Peak result (802.11ax(HE40) Ch.167, 242T RU 61)

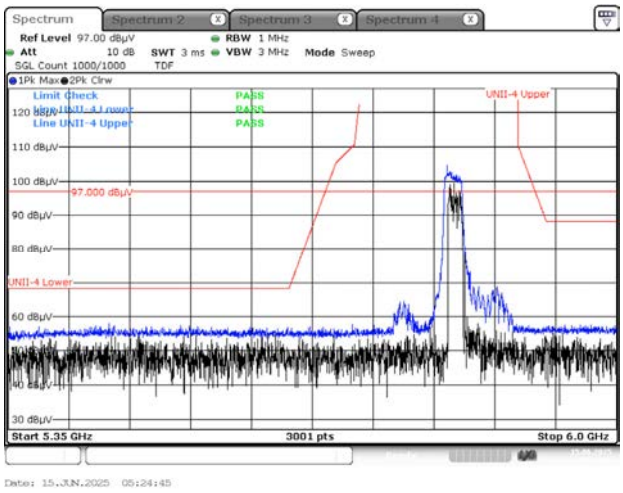

Peak result (802.11ax(HE40) Ch.167, 484T RU 65)

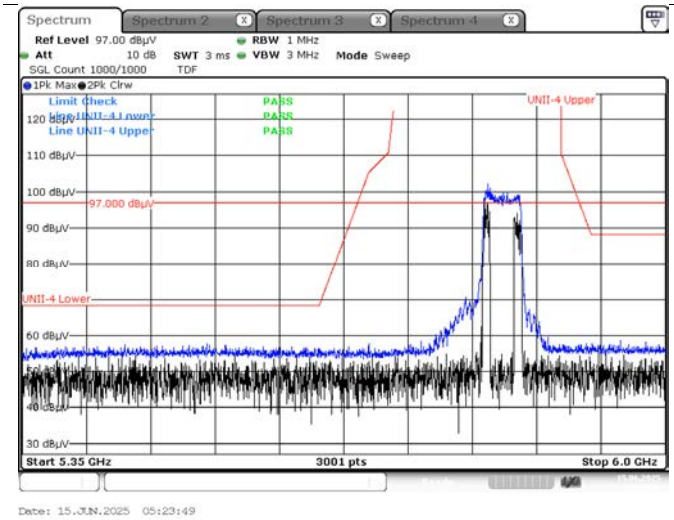

Peak result (802.11ax(HE40) Ch.167, SU)

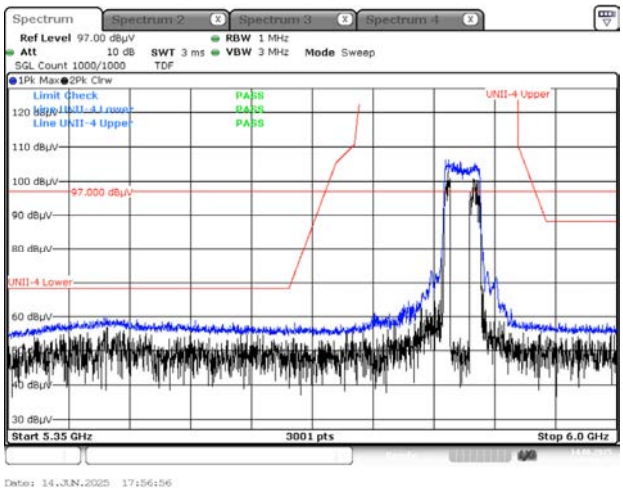

The report shall not be (partly) reproduced except in full without approval of the laboratory.

Peak result (802.11ax(HE80) Ch.171, 26T RU 0)

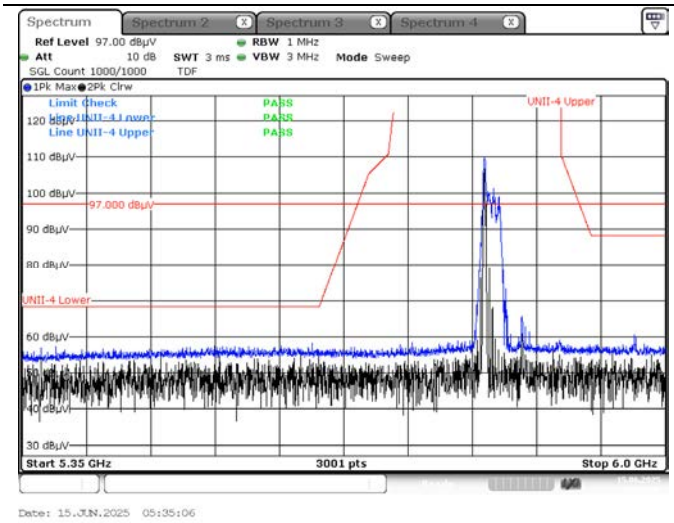

Peak result (802.11ax(HE80) Ch.171, 52T RU 37)

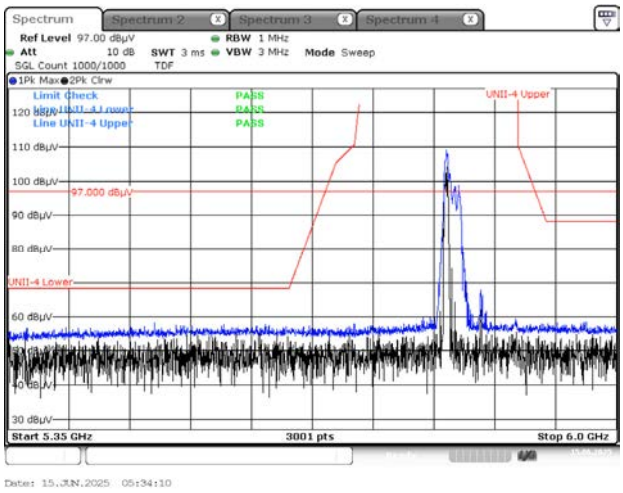

Peak result (802.11ax(HE80) Ch.171, 106T RU 53)

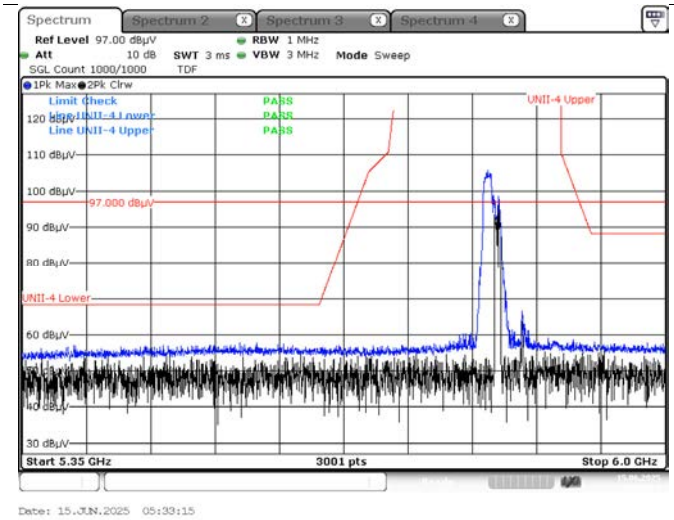

Peak result (802.11ax(HE80) Ch.171, 242T RU 61)

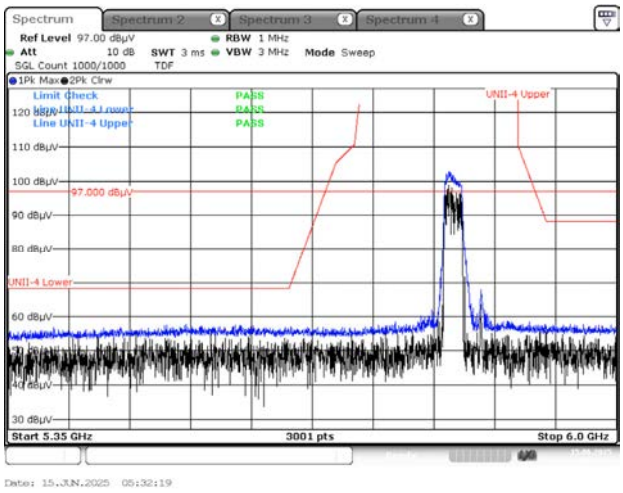

Peak result (802.11ax(HE80) Ch.171, 484T RU 65)

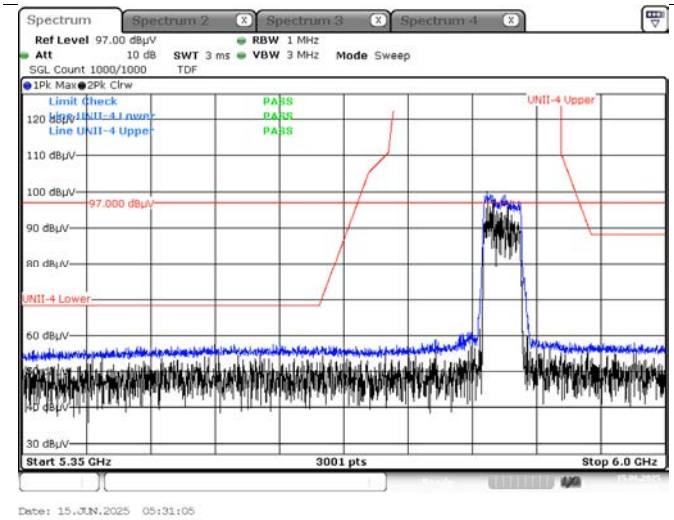

Peak result (802.11ax(HE80) Ch.171, 996T RU 67)

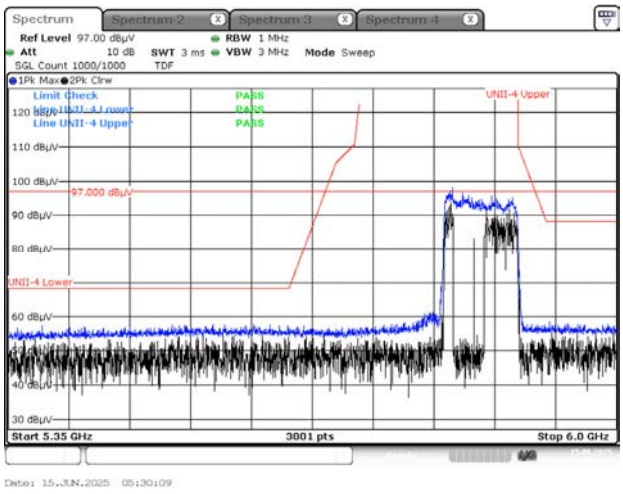

The report shall not be (partly) reproduced except in full without approval of the laboratory.

Peak result (802.11ax(HE80) Ch.171, SU)

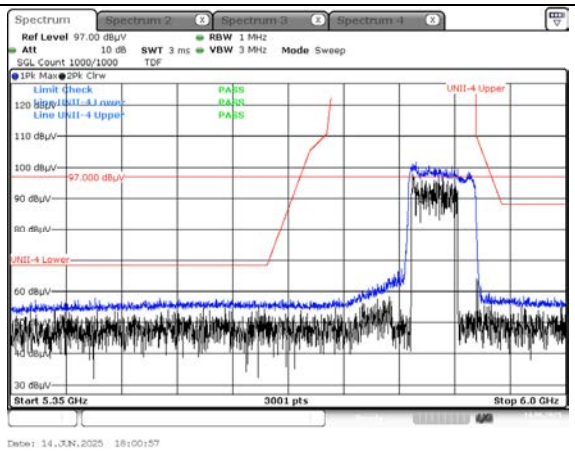

The report shall not be (partly) reproduced except in full without approval of the laboratory.

▣ Test Plots(UNII 4)_High edge

Average result (802.11ax(HE20) Ch.177, 26T RU 8)
(Integration method Used)

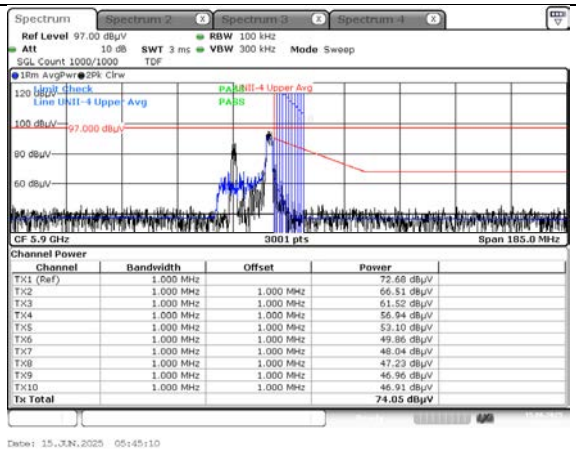

Average result (802.11ax(HE20) Ch.177, 52T RU 40)
(Integration method Used)

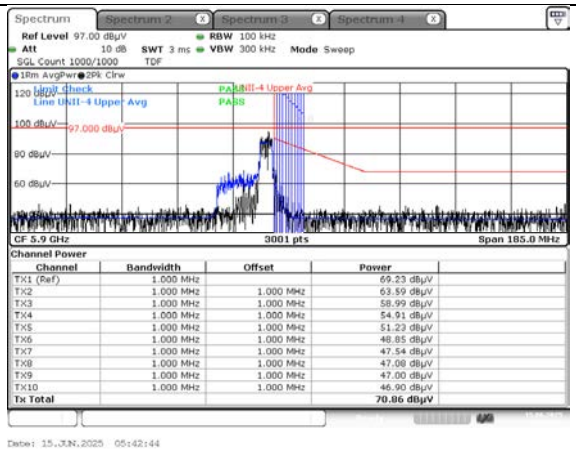

Average result (802.11ax(HE20) Ch.177, 106T RU 54)

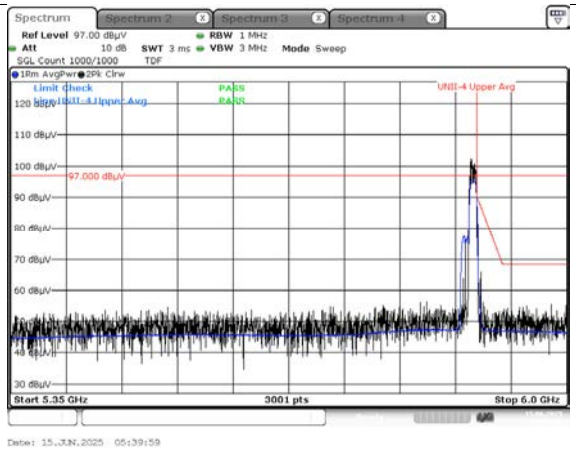

Average result (802.11ax(HE20) Ch.177, 242T RU 61)

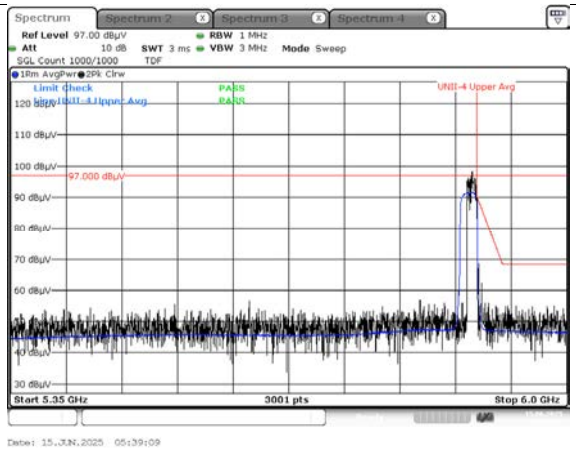

Average result (802.11ax(HE20) Ch.177, SU)
(Integration method Used)

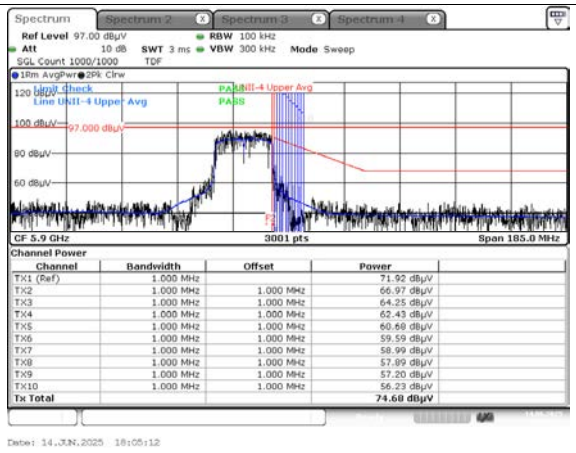

The report shall not be (partly) reproduced except in full without approval of the laboratory.

Peak result (802.11ax(HE20) Ch.177, 26T RU 8)

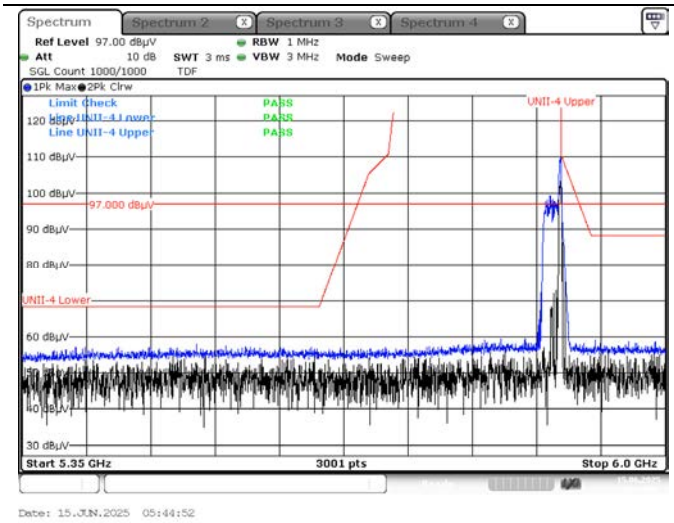

Peak result (802.11ax(HE20) Ch.177, 52T RU 40)

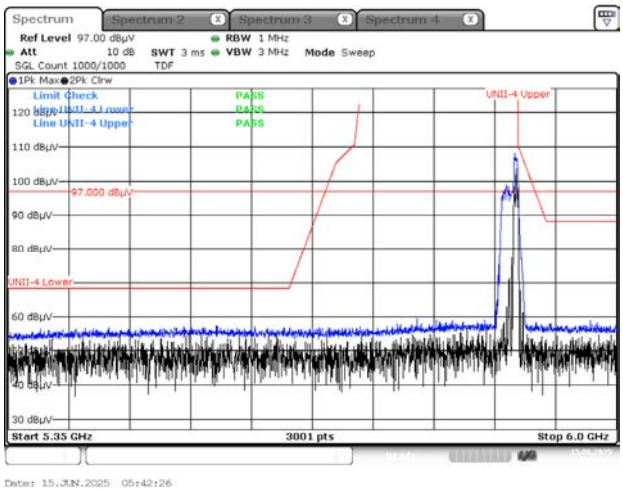

Peak result (802.11ax(HE20) Ch.177, 106T RU 54)

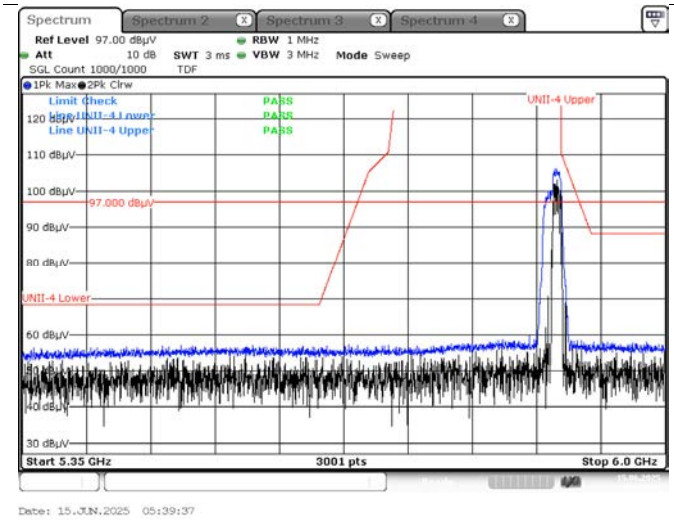

Peak result (802.11ax(HE20) Ch.177, 242T RU 61)

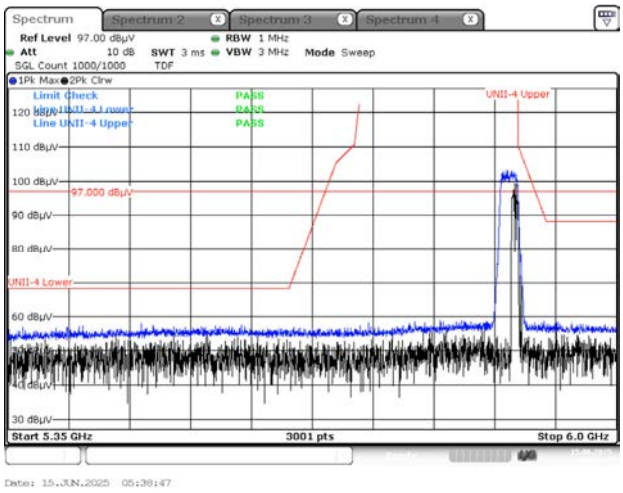

Peak result (802.11ax(HE20) Ch.177, SU)

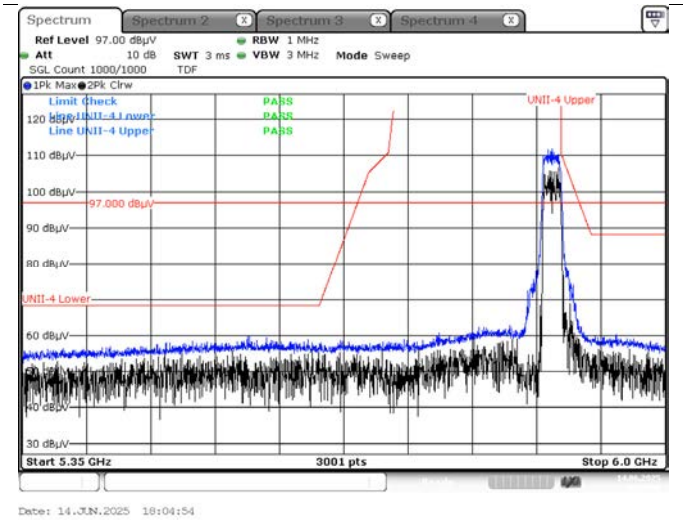

The report shall not be (partly) reproduced except in full without approval of the laboratory.

Average result (802.11ax(HE40) Ch.175, 26T RU 17)

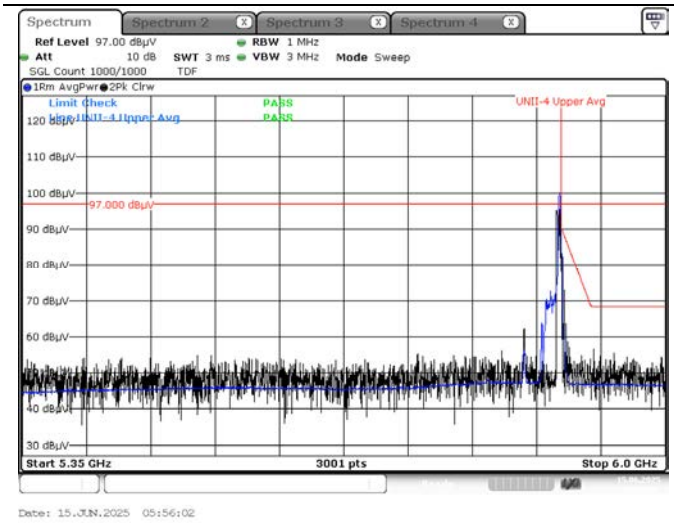

Average result (802.11ax(HE40) Ch.175, 52T RU 44)

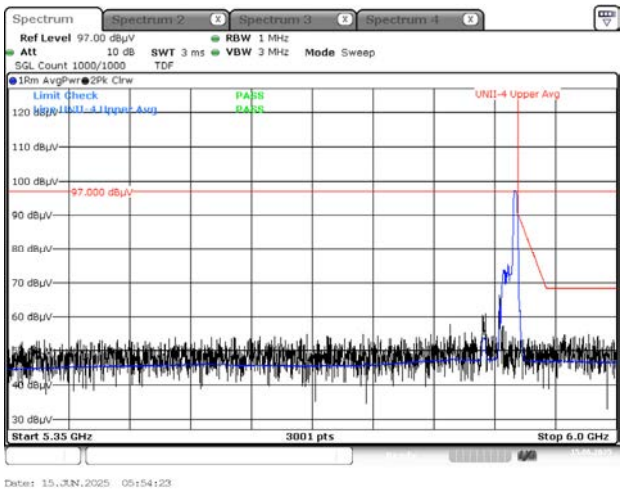

Average result (802.11ax(HE40) Ch.175, 106T RU 56)

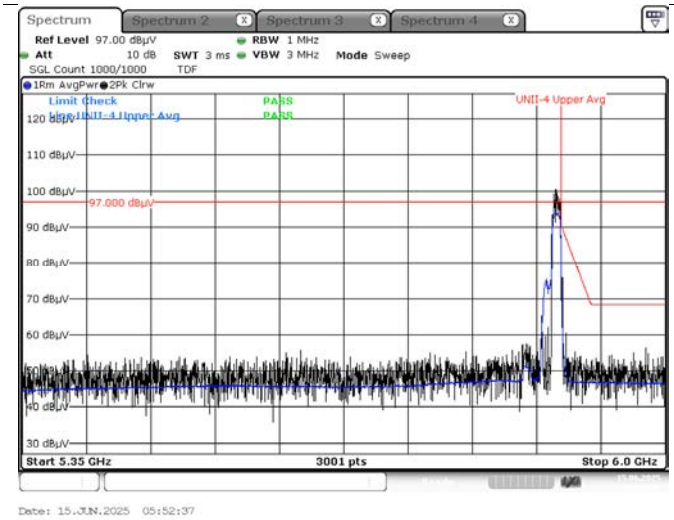

Average result (802.11ax(HE40) Ch.175, 242T RU 62)

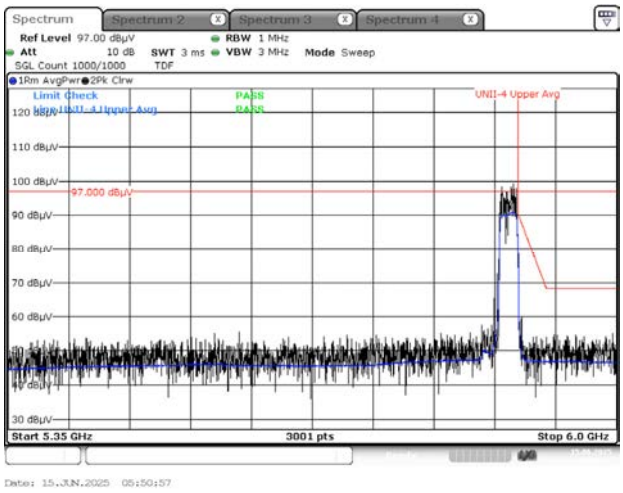

Average result (802.11ax(HE40) Ch.175, 484T RU 65)

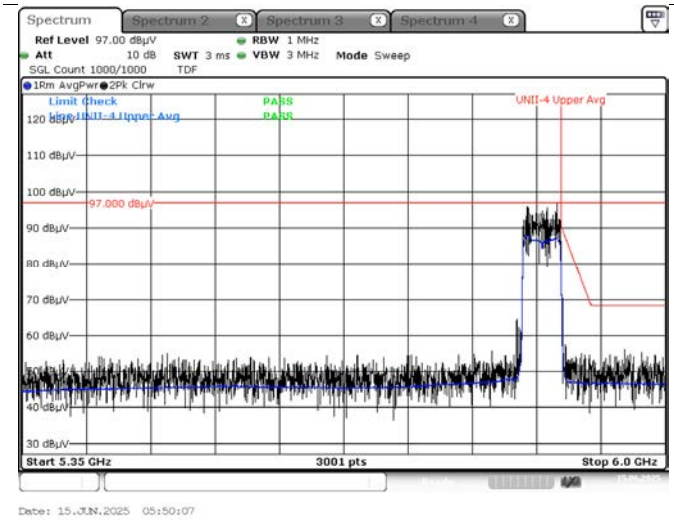

Average result (802.11ax(HE40) Ch.175, SU)

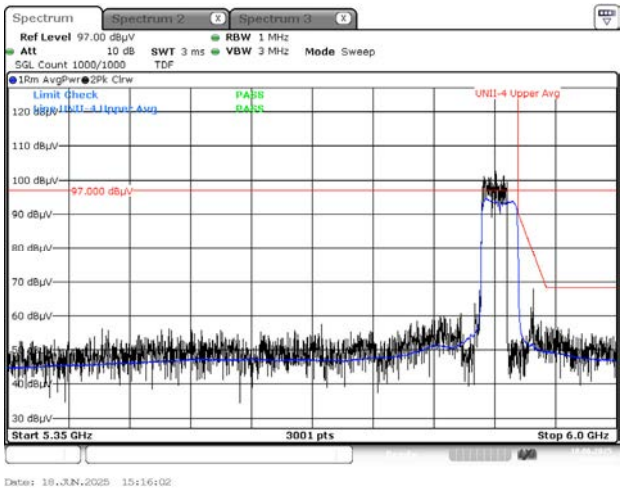

The report shall not be (partly) reproduced except in full without approval of the laboratory.

Peak result (802.11ax(HE40) Ch.175, 26T RU 17)

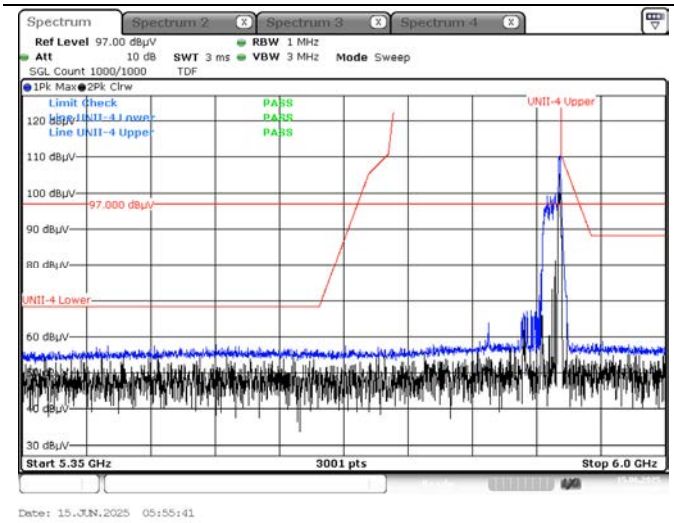

Peak result (802.11ax(HE40) Ch.175, 52T RU 44)

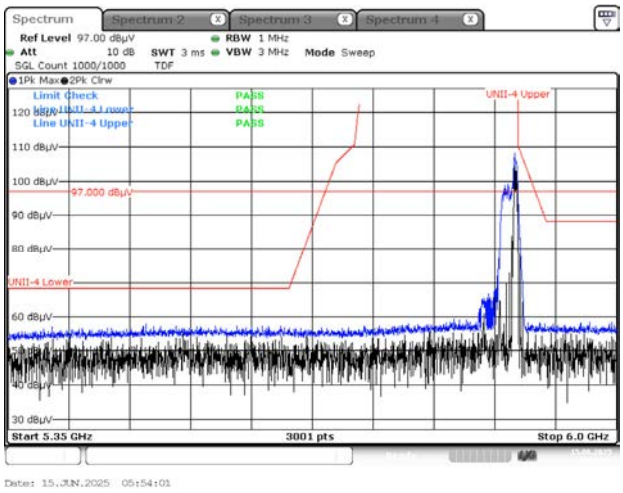

Peak result (802.11ax(HE40) Ch.175, 106T RU 56)

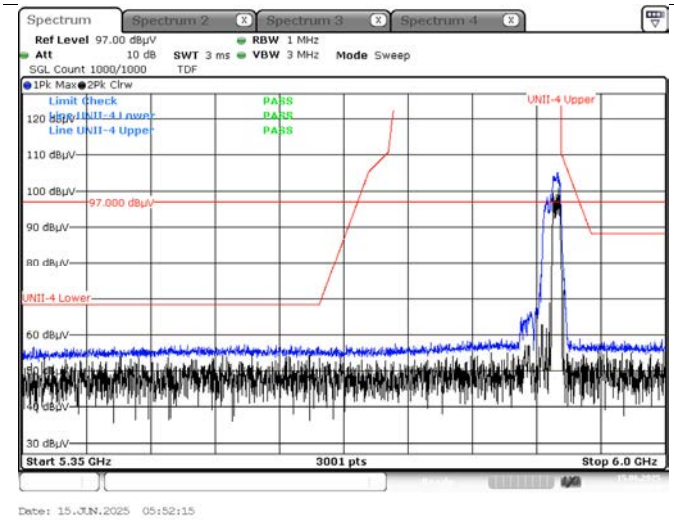

Peak result (802.11ax(HE40) Ch.175, 242T RU 62)

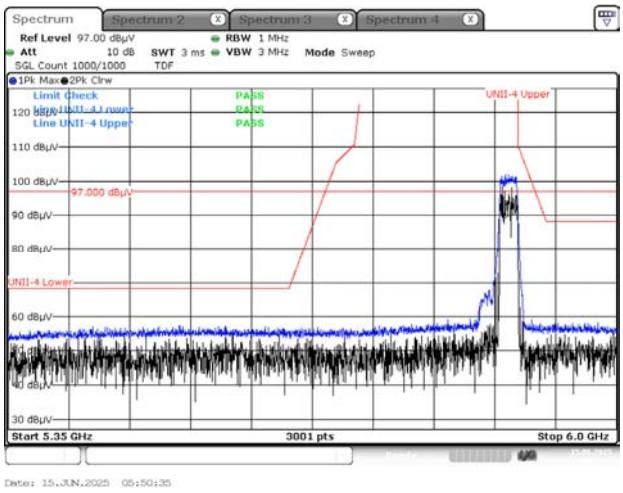

Peak result (802.11ax(HE40) Ch.175, 484T RU 65)

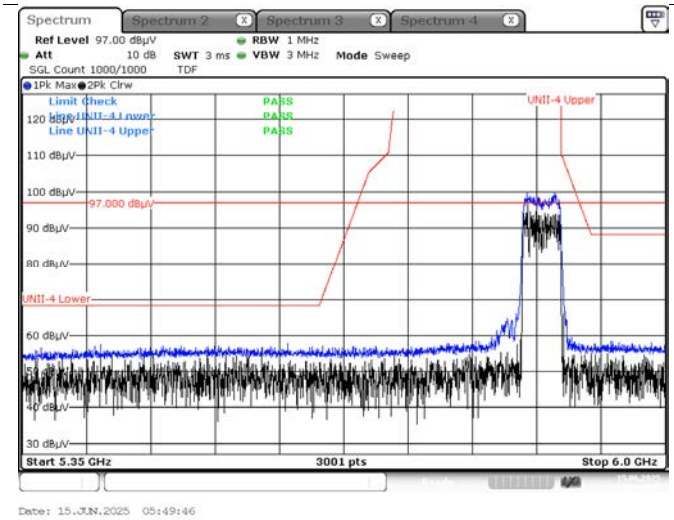

Peak result (802.11ax(HE40) Ch.175, SU)

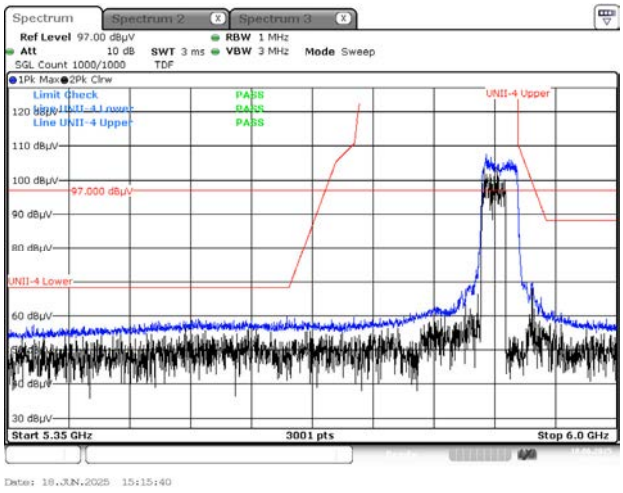

The report shall not be (partly) reproduced except in full without approval of the laboratory.

Average result (802.11ax(HE80) Ch.171, 26T RU 36)

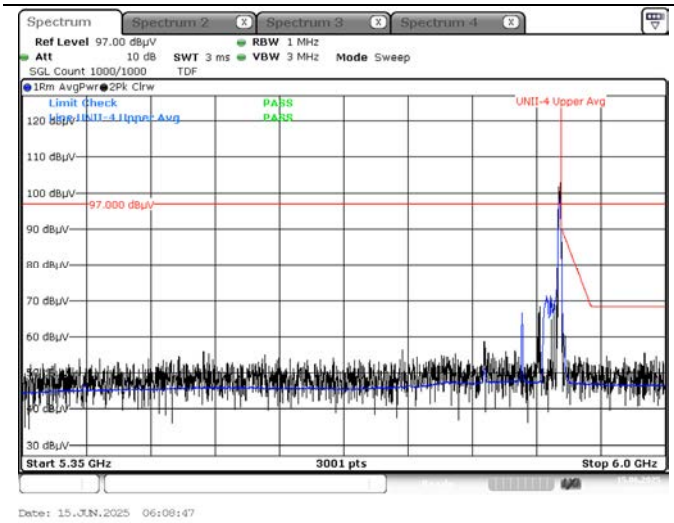

Average result (802.11ax(HE80) Ch.171, 52T RU 52)

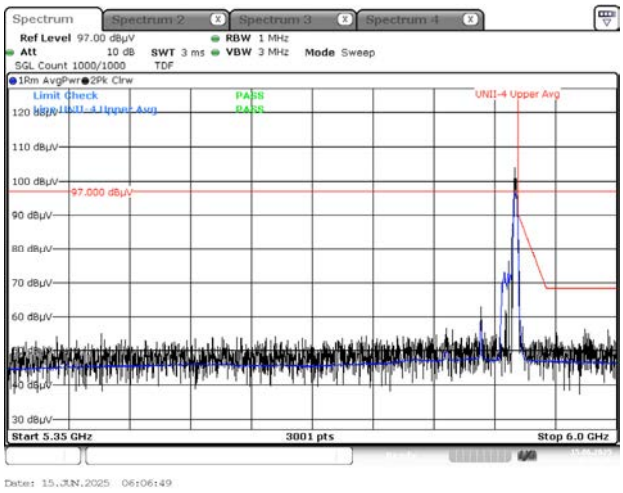

Average result (802.11ax(HE80) Ch.171, 106T RU 60)

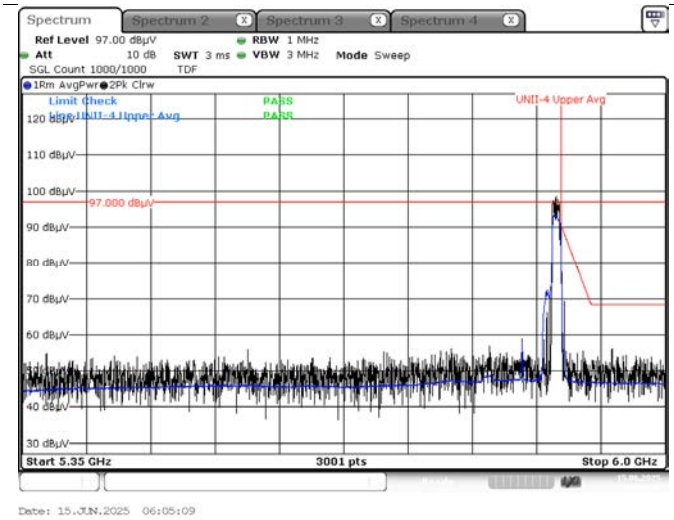

Average result (802.11ax(HE80) Ch.171, 242T RU 64)

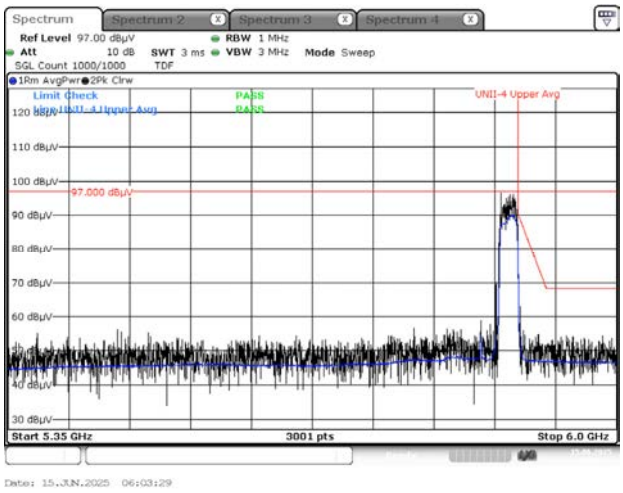

Average result (802.11ax(HE80) Ch.171, 484T RU 66)

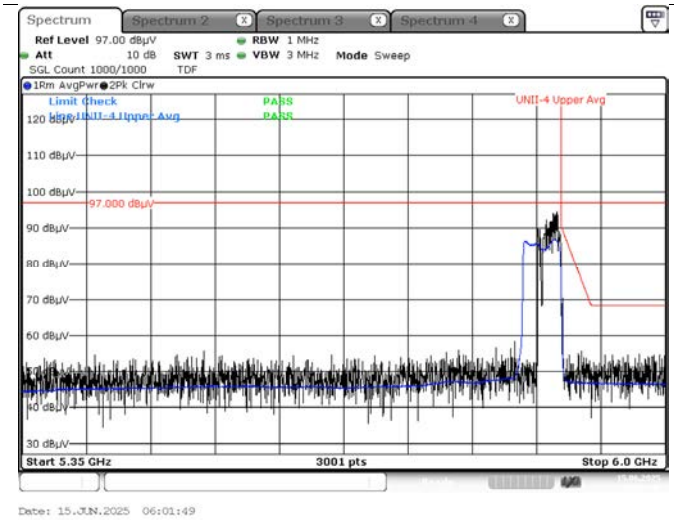

Average result (802.11ax(HE80) Ch.171, 996T RU 67)

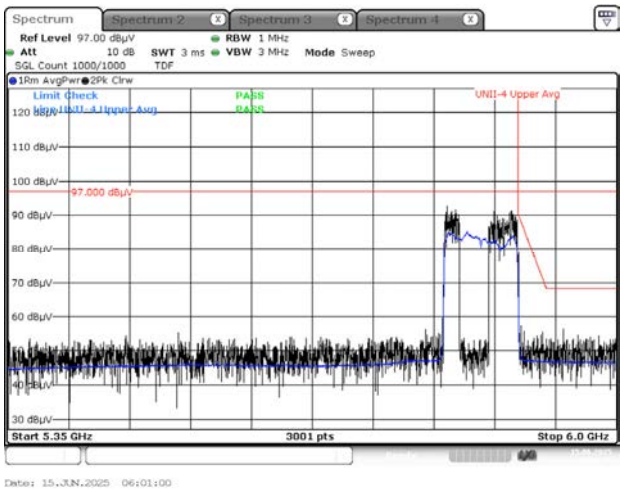

The report shall not be (partly) reproduced except in full without approval of the laboratory.

Average result (802.11ax(HE80) Ch.171, SU)

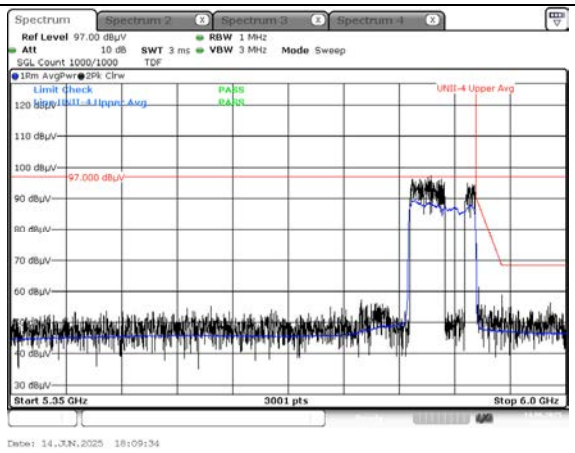

The report shall not be (partly) reproduced except in full without approval of the laboratory.

Peak result (802.11ax(HE80) Ch.171, 26T RU 36)

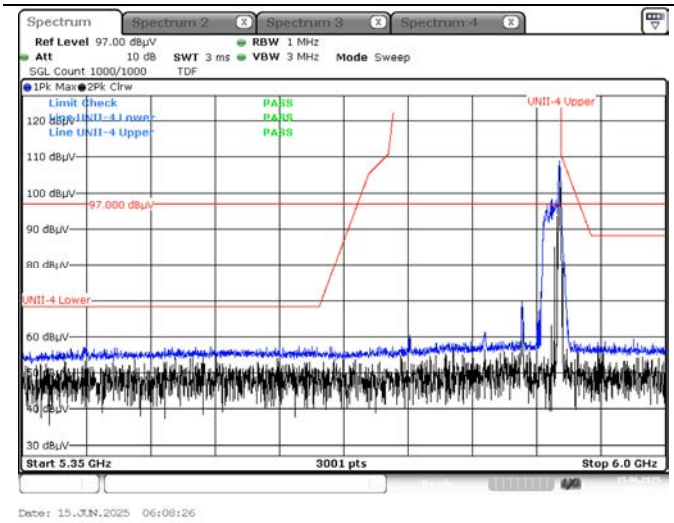

Peak result (802.11ax(HE80) Ch.171, 52T RU 52)

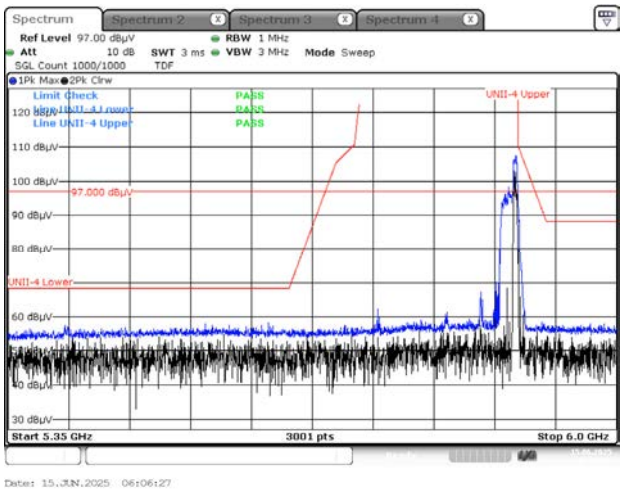

Peak result (802.11ax(HE80) Ch.171, 106T RU 60)

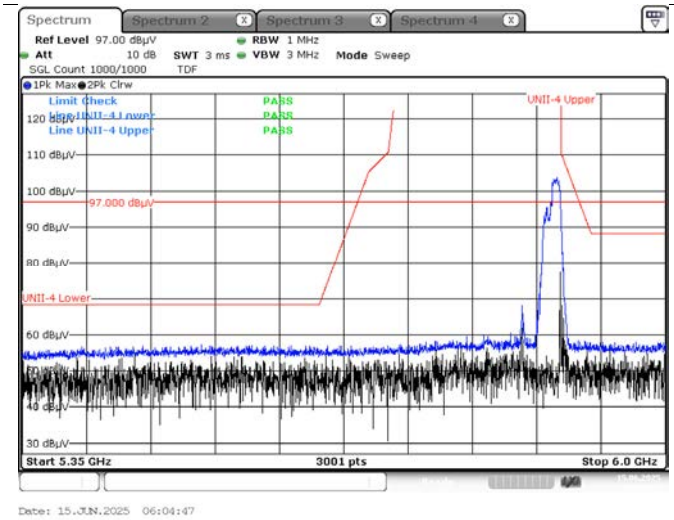

Peak result (802.11ax(HE80) Ch.171, 242T RU 64)

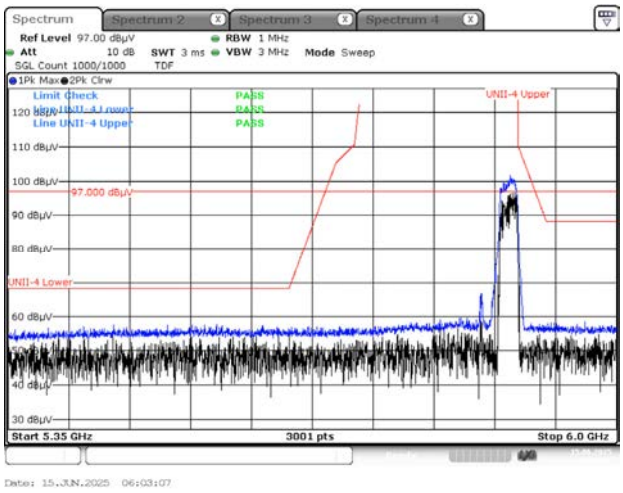

Peak result (802.11ax(HE80) Ch.171, 484T RU 66)

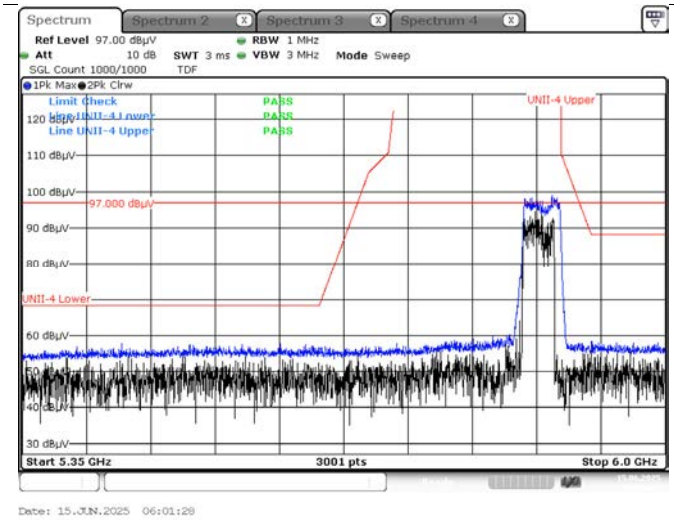

Peak result (802.11ax(HE80) Ch.171, 996T RU 67)

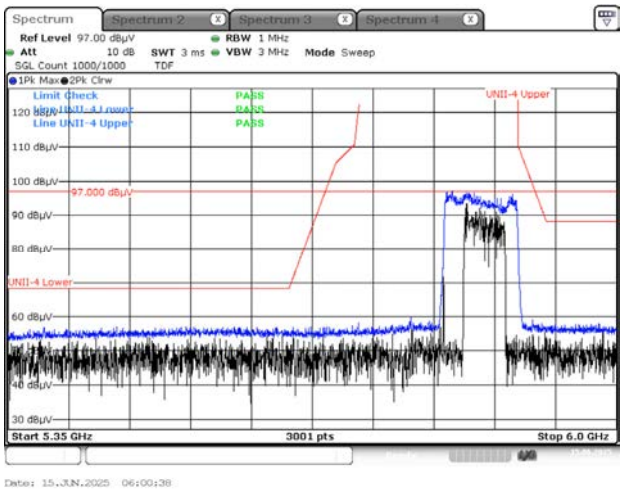

The report shall not be (partly) reproduced except in full without approval of the laboratory.

Peak result (802.11ax(HE80) Ch.171, SU)

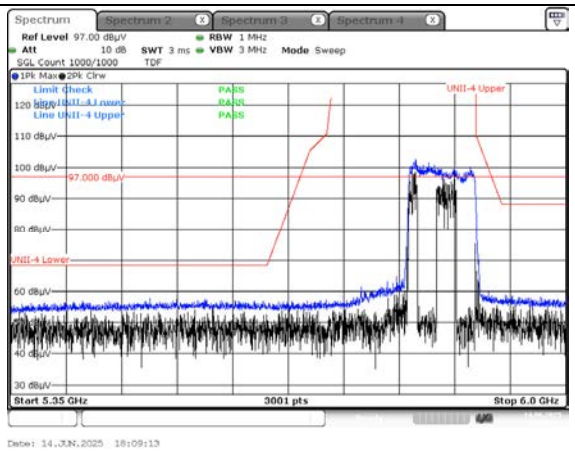

Note :

1. Only the worst case plots for U-NII-4 O.O.B.E
2. U-NII-4 Low & High O.O.B.E RedLine is Final Test Limit about factor value compensation.

The report shall not be (partly) reproduced except in full without approval of the laboratory.

11. LIST OF TESTEQUIPMENT

Conducted Test

Equipment	Model	Manufacturer	Serial No.	Due to Calibration	Calibration Interval
LISN	ENV216	Rohde & Schwarz	102245	07/17/2025	Annual
EMI Test Receiver	ESR	Rohde & Schwarz	101910	07/02/2025	Annual
Temperature Chamber	SU-642	ESPEC	93008124	02/11/2026	Annual
Signal Analyzer	N9030A	Keysight	MY55410508	08/23/2025	Annual
Signal Analyzer	N9030B	Keysight	MY56320554	02/03/2026	Annual
Power Meter	N1911A	Agilent	MY45100523	02/21/2026	Annual
Power Sensor	N1921A	Agilent	MY57820067	02/04/2026	Annual
Directional Coupler	87300B	Agilent	3116A03621	10/21/2025	Annual
Power Splitter	11667B	Hewlett Packard	10545	01/23/2026	Annual
DC Power Supply	E3632A	Agilent	MY50360067	02/11/2026	Annual
Attenuator(10 dB)(DC-26.5 GHz)	8493C-010	Agilent	08285	05/19/2026	Annual
Attenuator(20 dB)	18N-20dB	Rohde & Schwarz	8	02/18/2026	Annual
Software	EMC32	Rohde & Schwarz	N/A	N/A	N/A
FCC WLAN&BT&BLE Conducted Test Software v3.0	N/A	HCT CO., LTD.	N/A	N/A	N/A
Automation Software	FCC WLAN Conducted	HCT CO., LTD	-	-	-

Note:

1. Equipment listed above that calibrated during the testing period was set for test after the calibration.
2. Equipment listed above that has a calibration due date during the testing period, the testing is completed before equipment expiration date.

The report shall not be (partly) reproduced except in full without approval of the laboratory.

Radiated Test

Equipment	Model	Manufacturer	Serial No.	Due to Calibration	Calibration Interval
Controller (Antenna mast & Turn Table)	CO3000	Innco system	CO3000/ 15421/57580623/G	N/A	N/A
Antenna Position Tower	MA4640	Innco system	9320422	04/03/2026	Biennial
Turn Table	N/A	Innco system	5930623	N/A	N/A
Loop Antenna	FMZB 1513	Schwarzbeck	1513-175	01/06/2027	Biennial
Hybrid Antenna	VULB 9168	Schwarzbeck	9168-1135	08/19/2026	Biennial
Horn Antenna	BBHA 9120D	Schwarzbeck	9120D-1151	07/14/2025	Biennial
Horn Antenna (15 GHz ~ 40 GHz)	BBHA9170	Schwarzbeck	BBHA9170124	03/23/2027	Biennial
Amp & Filter Bank Switch Controller	FBSM-01B	T&M system	TM2009001	N/A	N/A
Band Reject Filter	WRCJV2400/2483.5-2370/2520-60/12SS	Wainwright Instruments	2	12/26/2025	Annual
Band Reject Filter	WRCJV12-4900-5100-5900-6100-50SS	Wainwright Instruments	5	05/27/2026	Annual
Band Reject Filter	WRCJV12-4900-5100-5900-6100-50SS	Wainwright Instruments	6	05/27/2026	Annual
Band Reject Filter	WRCJV5100/5850-40/50-8EEK	Wainwright Instruments	1	01/09/2026	Annual
RF Switching System	FMSR-05B (HPF(3~18GHz) + LNA1(1~18GHz))	T&M system	S5L1	03/11/2026	Annual
RF Switching System	FMSR -05B (ATT(10dB) + LNA1(1~18GHz))	T&M system	S5L2	03/11/2026	Annual
RF Switching System	FMSR -05B (ATT(3dB) + LNA1(1~18GHz))	T&M system	S5L3	03/11/2026	Annual
RF Switching System	FMSR -05B (LNA1(1~18GHz))	T&M system	S5L4	03/11/2026	Annual
RF Switching System	FMSR -05B (HPF(7~18GHz) + LNA2(6~18GHz))	T&M system	S5L5	03/11/2026	Annual
RF Switching System	FMSR -05B (Thru(30MHz ~ 18GHz))	T&M system	S5L6	03/11/2026	Annual
Power Amplifier	CBL18265035	CERNEX	22966	11/07/2025	Annual
Power Amplifier	CBL26405040	CERNEX	25956	02/19/2026	Annual
Spectrum Analyzer	FSV40 (9 kHz ~ 40 GHz)	Rohde & Schwarz	101510	09/24/2025	Annual
Automation Software	FCC WLAN Radiated	HCT CO., LTD	-	-	-

Note:

1. Equipment listed above that calibrated during the testing period was set for test after the calibration.
2. Equipment listed above that has a calibration due date during the testing period, the testing is completed before equipment expiration date.
3. Especially, all antenna for measurement is calibrated in accordance with the requirements of C63.5(Version : 2017).

The report shall not be (partly) reproduced except in full without approval of the laboratory.

12. ANNEX A_ TEST SETUP PHOTO

Please refer to test setup photo file no. as follows;

No.	Description
1	HCT-RF-2506-FC103-P

The report shall not be (partly) reproduced except in full without approval of the laboratory.