- APPENDIX A. Test Setup Photographs -

<<Conducted Disturbance –Front>>

- Mode 1

- Mode 2

- Mode 3

- Mode 4

<<Conducted Disturbance – Rear >>

- Mode 1

- Mode 2

- Mode 3

- Mode 4

<<Radiated Disturbance for Below 1 GHz –Front>>

- Mode 1~2



- Mode 3



- Mode 4



<<Radiated Disturbance for Below 1 GHz –Rear>>

- Mode 1~2



- Mode 3



- Mode 4



<<Radiated Disturbance for Above 1 GHz –Front>>

- Mode 1~2



- Mode 3



- Mode 4



<<Radiated Disturbance for Above 1 GHz –Rear>>

- Mode 1~2



- Mode 3



- Mode 4



- - End of page - - -