BANDEDGE (HIGH CHANNEL)

HORIZONTAL RESULT

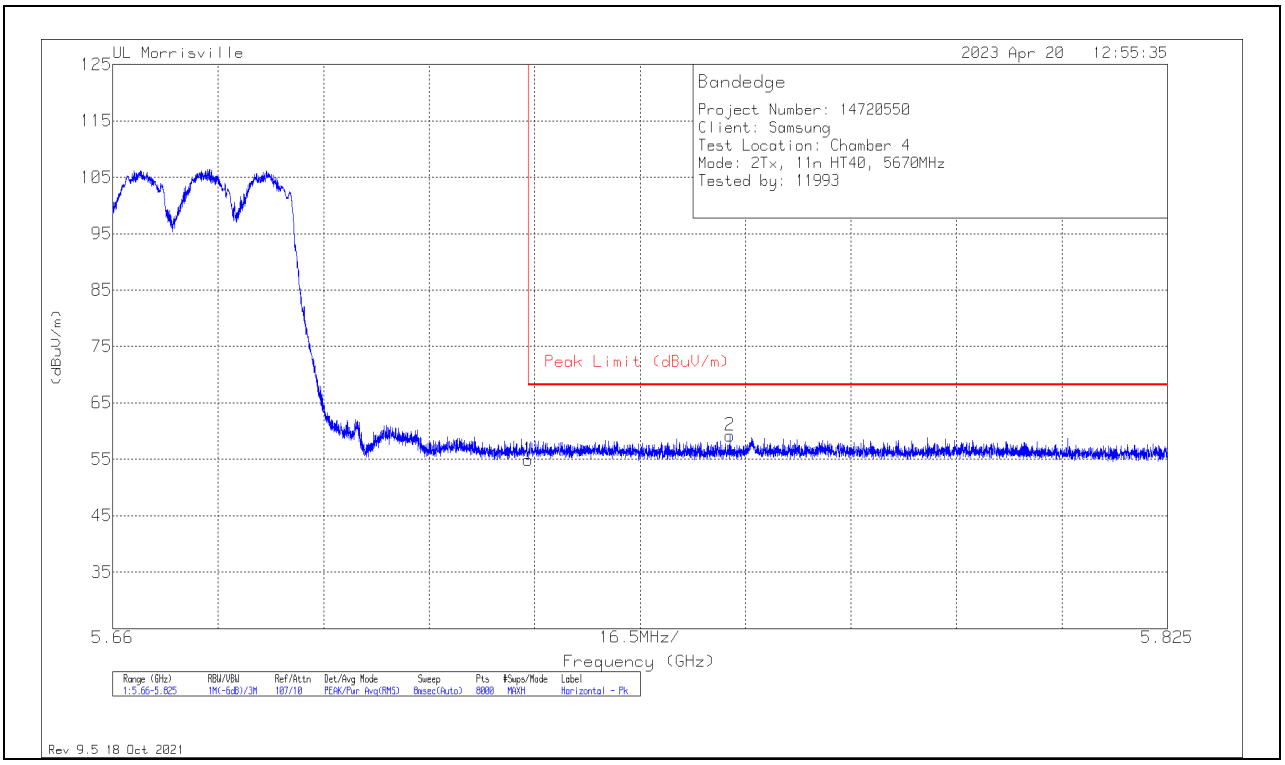

Marker	Frequency (GHz)	Meter Reading (dBuV)	Det	86408 (dB/m)	Gain/Loss (dB)	Corrected Reading (dBuV/m)	Peak Limit (dBuV/m)	PK Margin (dB)	Azimuth (Degs)	Height (cm)	Polarity
1	5.72502	29.31	Pk	34.8	-9.2	54.91	68.2	-13.29	85	137	H
2	5.75658	33.59	Pk	34.8	-9.2	59.19	68.2	-9.01	85	137	H

Pk - Peak detector

UL LLC
12 Laboratory Drive, Research Triangle Park, NC 27709; USA TEL:(919)549-1400
This report shall not be reproduced except in full, without the written approval of UL LLC

VERTICAL RESULT

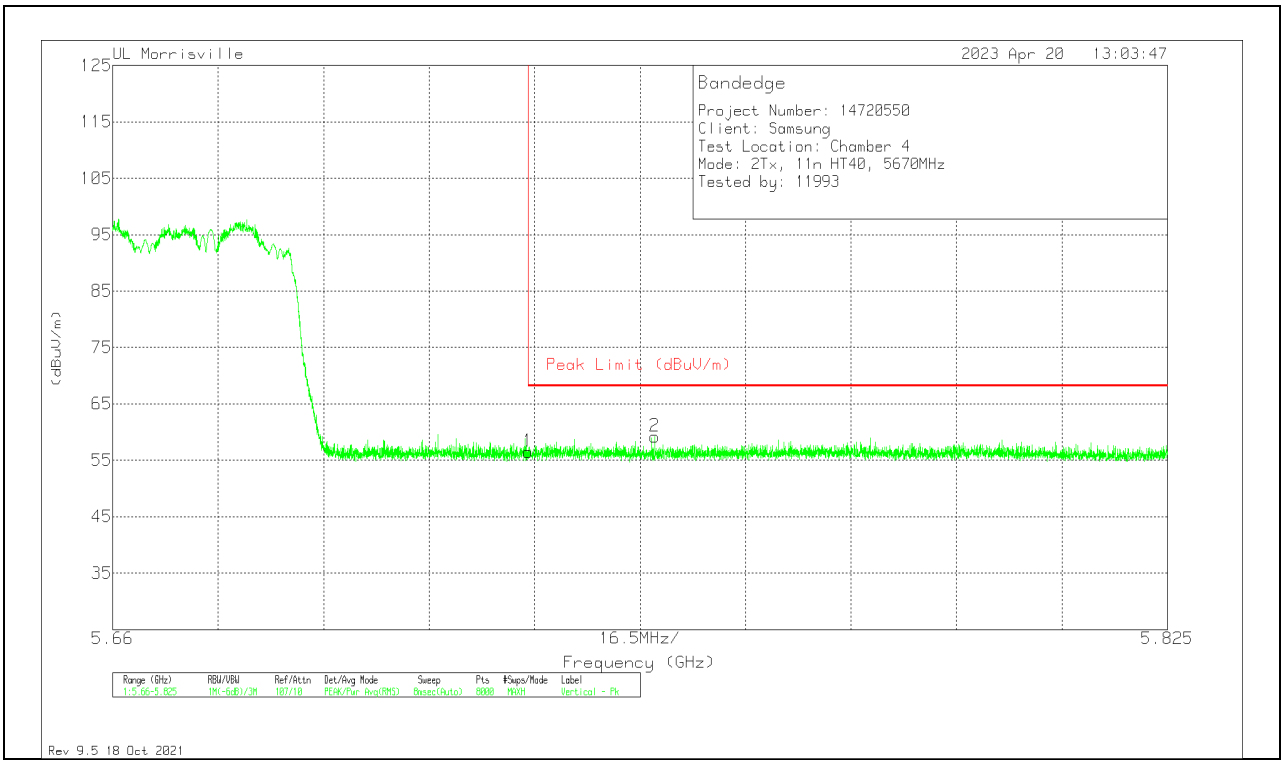

Marker	Frequency (GHz)	Meter Reading (dBuV)	Det	86408 (dB/m)	Gain/Loss (dB)	Corrected Reading (dBuV/m)	Peak Limit (dBuV/m)	PK Margin (dB)	Azimuth (Degs)	Height (cm)	Polarity
1	5.72502	30.89	Pk	34.8	-9.2	56.49	68.2	-11.71	2	321	V
2	5.7448	33.68	Pk	34.8	-9.3	59.18	68.2	-9.02	2	321	V

Pk - Peak detector

UL LLC
12 Laboratory Drive, Research Triangle Park, NC 27709; USA TEL:(919)549-1400
This report shall not be reproduced except in full, without the written approval of UL LLC

10.1.20. TX ABOVE 1 GHz 802.11ac VHT80 MODE IN THE 5.6 GHz BAND

2TX CDD MODE

BANDEDGE (LOW CHANNEL)

HORIZONTAL RESULT

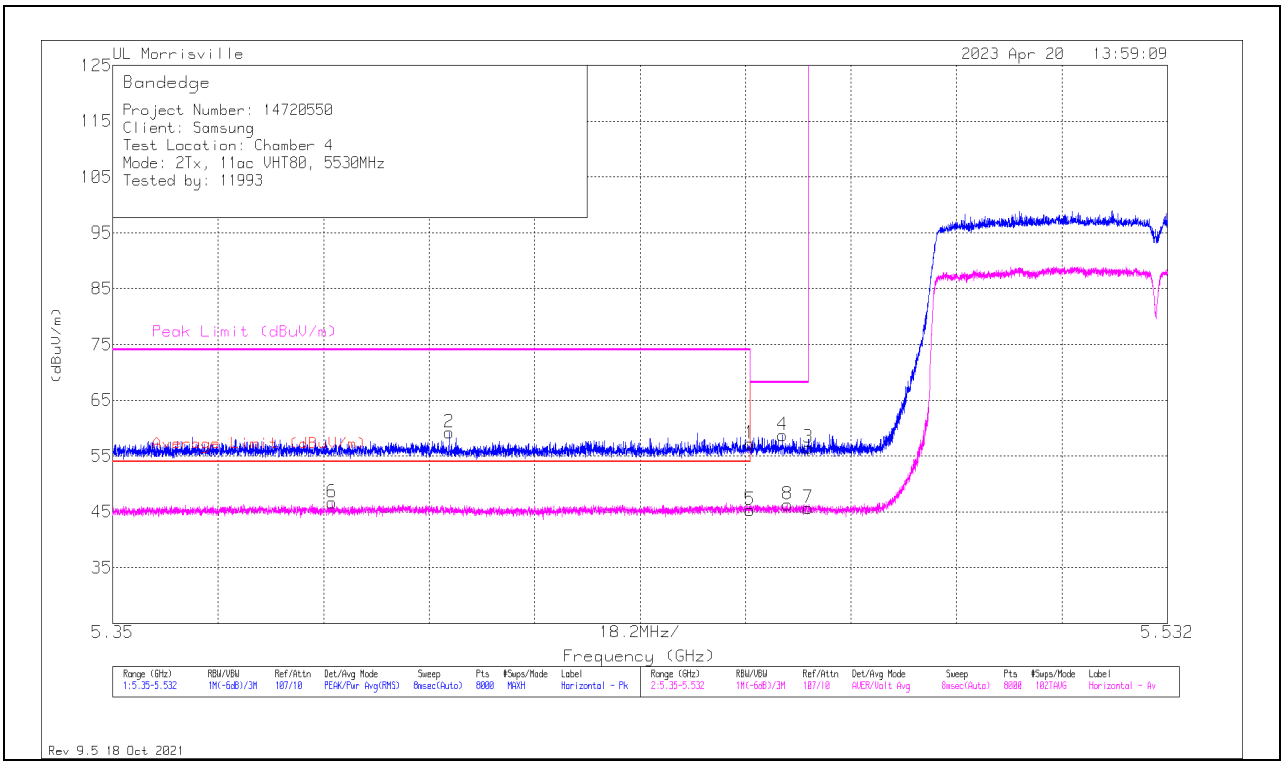

Marker	Frequency (GHz)	Meter Reading (dBuV)	Det	86408 (dB/m)	Gain/Loss (dB)	DC Corr (dB)	Corrected Reading (dBuV/m)	Average Limit (dBuV/m)	Margin (dB)	Peak Limit (dBuV/m)	PK Margin (dB)	Azimuth (Degs)	Height (cm)	Polarity
1	* ** 5.45999	32.31	Pk	34.6	-9.7	0	57.21	-	-	74	-16.79	248	287	H
2	* ** 5.40804	34.37	Pk	34.6	-9.7	0	59.27	-	-	74	-14.73	248	287	H
5	* ** 5.45999	20.14	ADV	34.6	-9.7	.23	45.27	54	-8.73	-	-	248	287	H
6	* ** 5.38788	21.83	ADV	34.5	-9.9	.23	46.66	54	-7.34	-	-	248	287	H
4	5.46556	33.79	Pk	34.6	-9.7	0	58.69	-	-	68.2	-9.51	248	287	H
8	5.46647	21.23	ADV	34.6	-9.7	.23	46.36	-	-	-	-	248	287	H
3	5.47	31.62	Pk	34.6	-9.7	0	56.52	-	-	68.2	-11.68	248	287	H
7	5.47	20.57	ADV	34.6	-9.7	.23	45.7	-	-	-	-	248	287	H

* - indicates frequency in CFR47 Pt 15 / IC RSS-Restricted Band
** - indicates frequency in Taiwan NCC LP0002 Restricted Band
Pk - Peak detector
ADV - Linear Voltage Average

UL LLC
12 Laboratory Drive, Research Triangle Park, NC 27709; USA TEL:(919)549-1400
This report shall not be reproduced except in full, without the written approval of UL LLC

VERTICAL RESULT

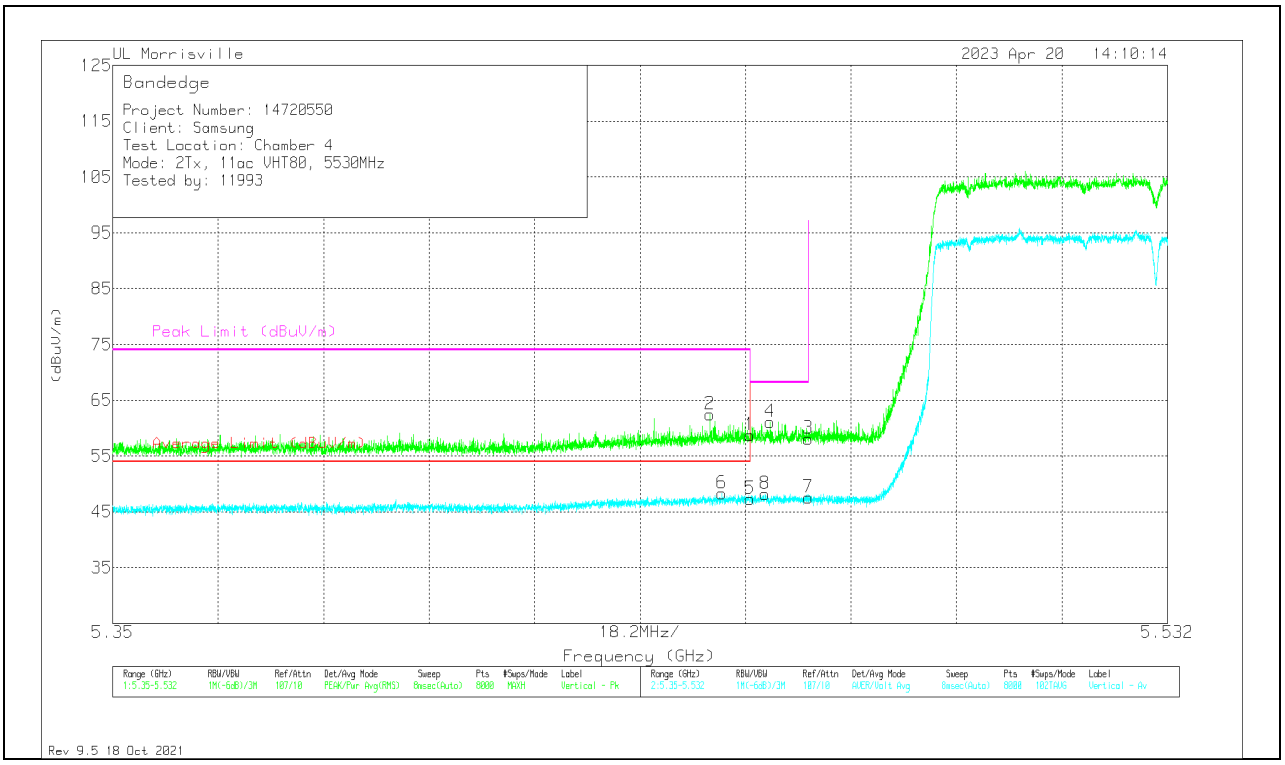

Marker	Frequency (GHz)	Meter Reading (dBuV)	Det	86408 (dB/m)	Gain/Loss (dB)	DC Corr (dB)	Corrected Reading (dBuV/m)	Average Limit (dBuV/m)	Margin (dB)	Peak Limit (dBuV/m)	PK Margin (dB)	Azimuth (Degs)	Height (cm)	Polarity
1	* ** 5.45999	33.83	Pk	34.6	-9.7	0	58.73	-	-	74	-15.27	204	271	V
2	* ** 5.45307	37.59	Pk	34.6	-9.7	0	62.49	-	-	74	-11.51	204	271	V
5	* ** 5.45999	22.15	ADV	34.6	-9.7	.23	47.28	54	-6.72	-	-	204	271	V
6	* ** 5.4551	23.14	ADV	34.6	-9.7	.23	48.27	54	-5.73	-	-	204	271	V
8	5.46254	23.02	ADV	34.6	-9.7	.23	48.15	-	-	-	-	204	271	V
4	5.4634	36.19	Pk	34.6	-9.7	0	61.09	-	-	68.2	-7.11	204	271	V
3	5.47	33.21	Pk	34.6	-9.7	0	58.11	-	-	68.2	-10.09	204	271	V
7	5.47	22.41	ADV	34.6	-9.7	.23	47.54	-	-	-	-	204	271	V

* - indicates frequency in CFR47 Pt 15 / IC RSS-Restricted Band
** - indicates frequency in Taiwan NCC LP0002 Restricted Band
Pk - Peak detector
ADV - Linear Voltage Average

UL LLC
12 Laboratory Drive, Research Triangle Park, NC 27709; USA TEL:(919)549-1400
This report shall not be reproduced except in full, without the written approval of UL LLC

BANDEDGE (HIGH CHANNEL)

HORIZONTAL RESULT

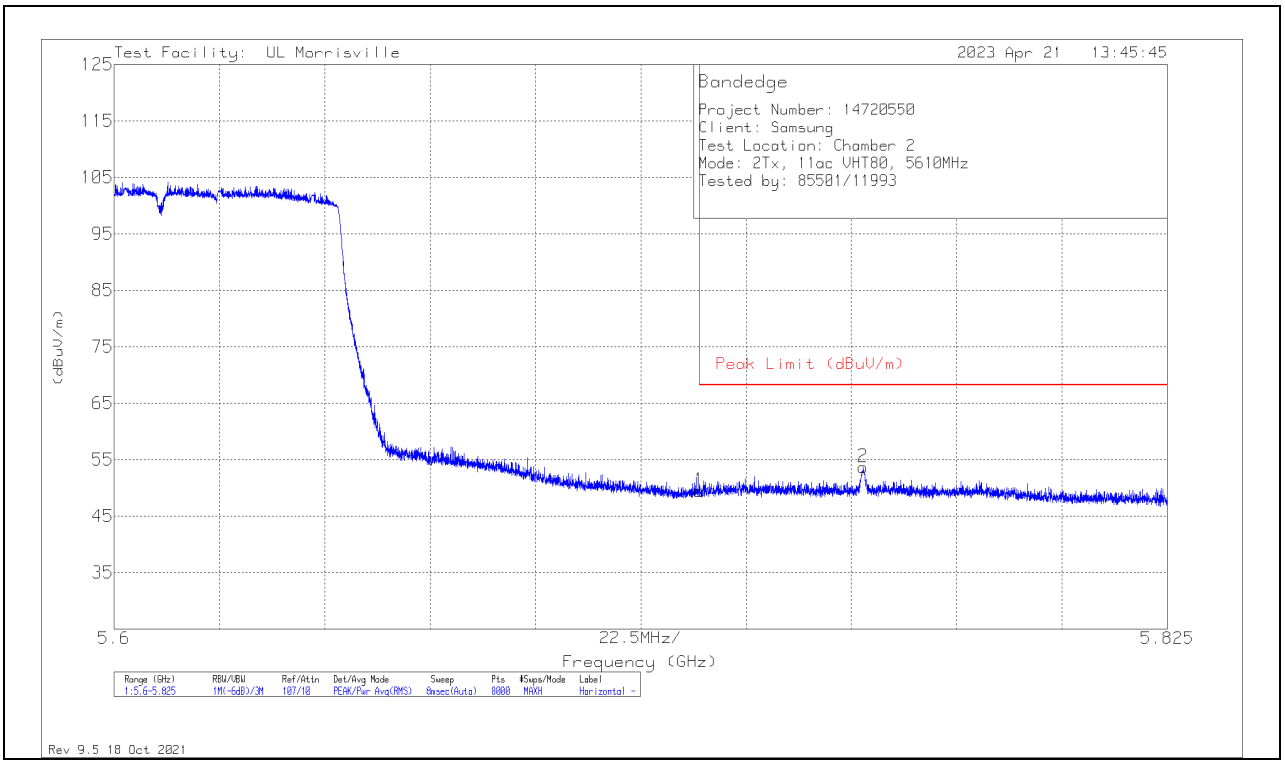

Marker	Frequency (GHz)	Meter Reading (dBuV)	Det	88761 (dB/m)	Gain/Loss (dB)	DC Corr (dB)	Corrected Reading (dBuV/m)	Peak Limit (dBuV/m)	PK Margin (dB)	Azimuth (Degs)	Height (cm)	Polarity
1	5.72501	38.29	Pk	34.6	-23.4	0	49.49	68.2	-18.71	214	139	H
2	5.76	42.3	Pk	34.6	-23.2	0	53.7	68.2	-14.5	214	139	H

Pk - Peak detector

UL LLC
12 Laboratory Drive, Research Triangle Park, NC 27709; USA TEL:(919)549-1400
This report shall not be reproduced except in full, without the written approval of UL LLC

VERTICAL RESULT

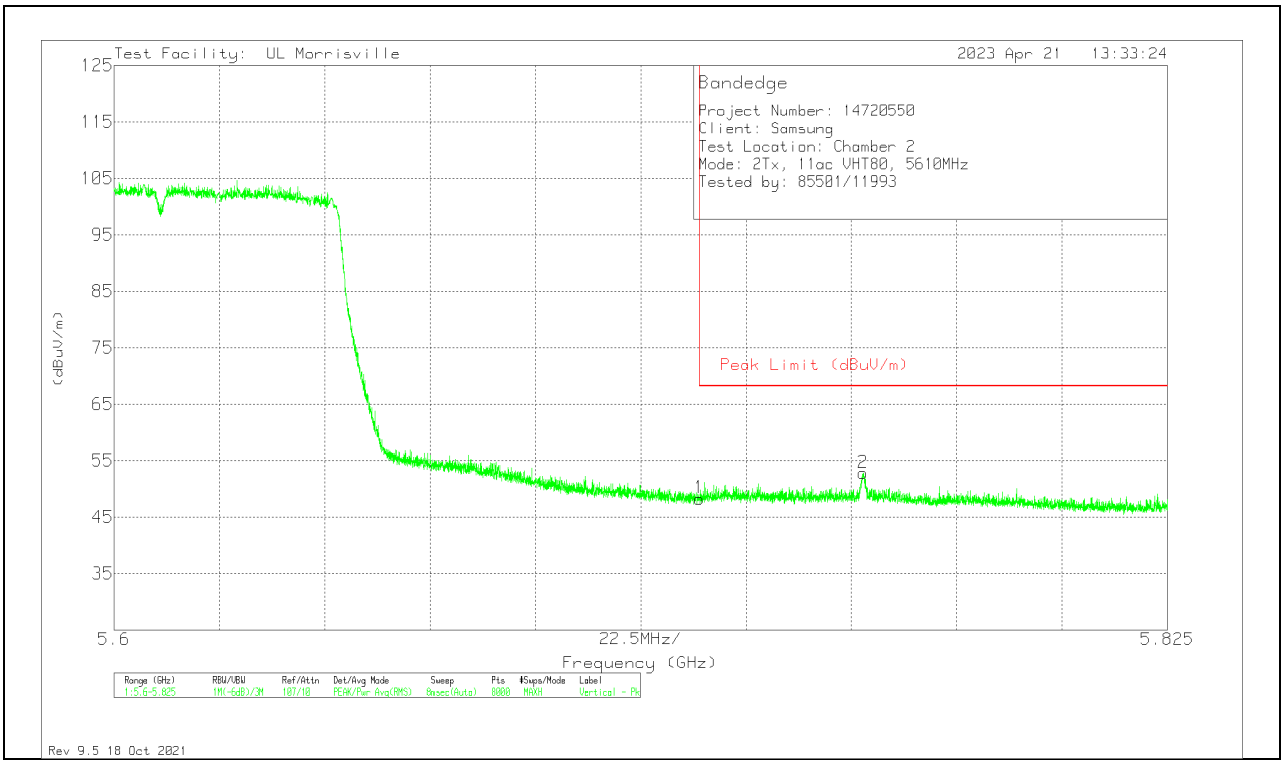

Marker	Frequency (GHz)	Meter Reading (dBuV)	Det	88761 (dB/m)	Gain/Loss (dB)	DC Corr (dB)	Corrected Reading (dBuV/m)	Peak Limit (dBuV/m)	PK Margin (dB)	Azimuth (Degs)	Height (cm)	Polarity
1	5.72501	37.09	Pk	34.6	-23.4	0	48.29	68.2	-19.91	203	219	V
2	5.76003	41.39	Pk	34.6	-23.2	0	52.79	68.2	-15.41	203	219	V

Pk - Peak detector

UL LLC
12 Laboratory Drive, Research Triangle Park, NC 27709; USA TEL:(919)549-1400
This report shall not be reproduced except in full, without the written approval of UL LLC

10.1.21. TX ABOVE 1 GHz 802.11ax HE20 MODE IN THE 5.6 GHz BAND

2TX CDD MODE – 26T

BANDEDGE (LOW CHANNEL)

HORIZONTAL RESULT

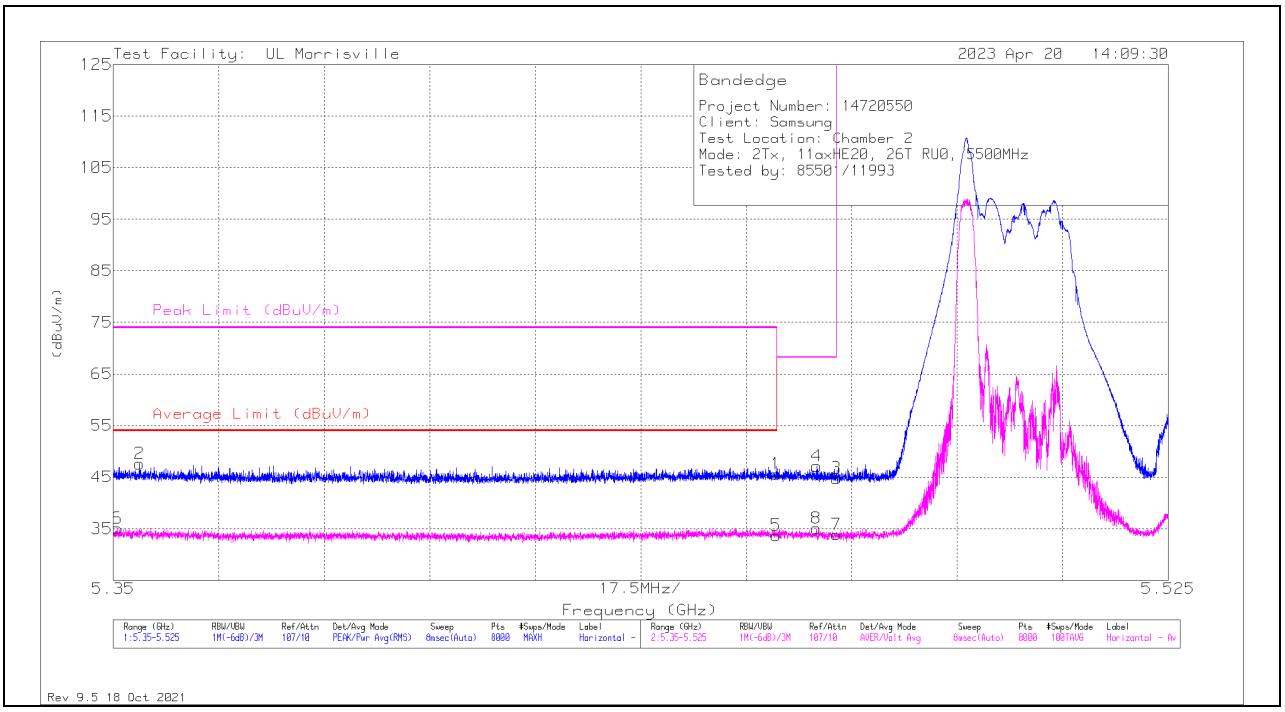

Marker	Frequency (GHz)	Meter Reading (dBuV)	Det	88761 (dB/m)	Gain/Loss (dB)	DC Corr (dB)	Corrected Reading (dBuV/m)	Average Limit (dBuV/m)	Margin (dB)	Peak Limit (dBuV/m)	PK Margin (dB)	Azimuth (Degs)	Height (cm)	Polarity
1	* ** 5.45998	34.43	Pk	34.5	-23.3	0	45.63	-	-	74	-28.37	227	179	H
2	* ** 5.35433	36.1	Pk	34.3	-22.8	0	47.6	-	-	74	-26.4	227	179	H
5	* ** 5.45998	22.47	ADV	34.5	-23.3	0	33.67	54	-20.33	-	-	227	179	H
6	* ** 5.35066	23.47	ADV	34.3	-22.7	0	35.07	54	-18.93	-	-	227	179	H
8	5.46665	24.04	ADV	34.5	-23.5	0	35.04	-	-	-	-	227	179	H
4	5.46668	36.11	Pk	34.5	-23.5	0	47.11	-	-	68.2	-21.09	227	179	H
3	5.46998	33.84	Pk	34.5	-23.6	0	44.74	-	-	68.2	-23.46	227	179	H
7	5.46998	22.95	ADV	34.5	-23.6	0	33.85	-	-	-	-	227	179	H

* - indicates frequency in CFR47 Pt 15 / IC RSS-Restricted Band
** - indicates frequency in Taiwan NCC LP0002 Restricted Band
Pk - Peak detector
ADV - Linear Voltage Average

UL LLC
12 Laboratory Drive, Research Triangle Park, NC 27709; USA TEL:(919)549-1400
This report shall not be reproduced except in full, without the written approval of UL LLC

VERTICAL RESULT

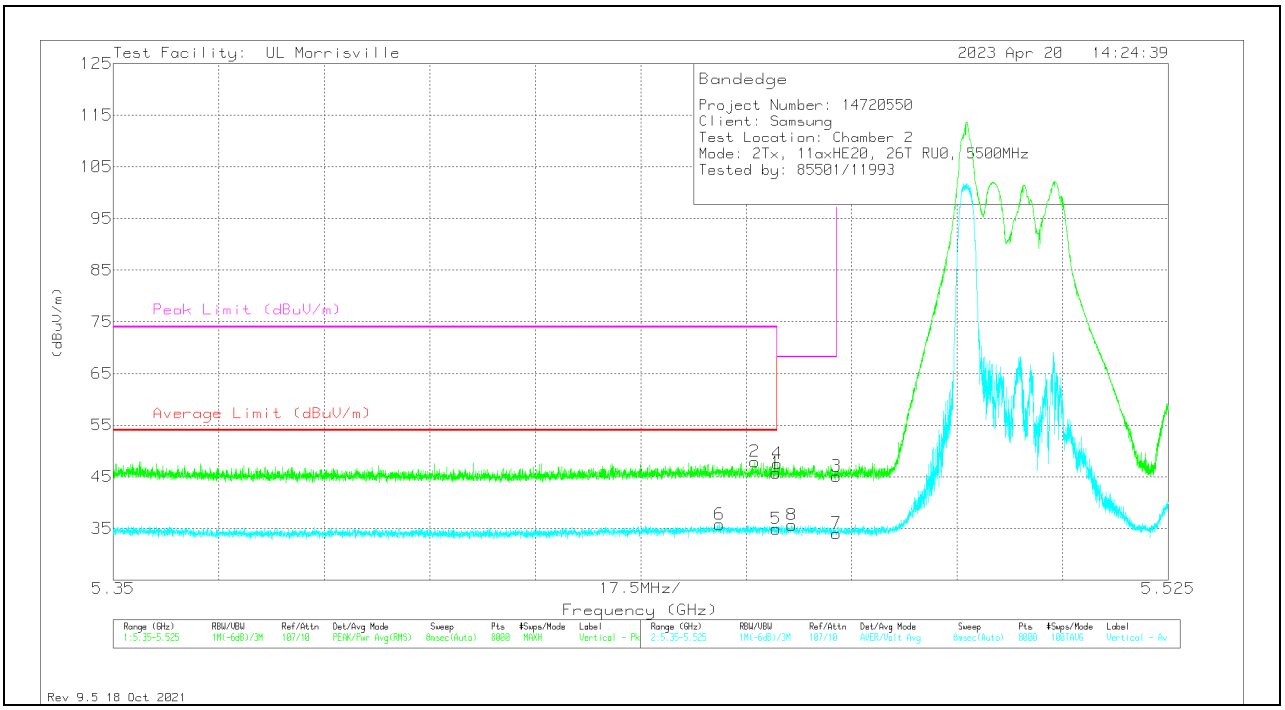

Marker	Frequency (GHz)	Meter Reading (dBuV)	Det	88761 (dB/m)	Gain/Loss (dB)	DC Corr (dB)	Corrected Reading (dBuV/m)	Average Limit (dBuV/m)	Margin (dB)	Peak Limit (dBuV/m)	PK Margin (dB)	Azimuth (Degs)	Height (cm)	Polarity
1	* ** 5.45998	34.57	Pk	34.5	-23.3	0	45.77	-	-	74	-28.23	202	221	V
2	* ** 5.45639	36.74	Pk	34.5	-23.3	0	47.94	-	-	74	-26.06	202	221	V
5	* ** 5.45998	23.73	ADV	34.5	-23.3	0	34.93	54	-19.07	-	-	202	221	V
6	* ** 5.45053	24.58	ADV	34.5	-23.3	0	35.78	54	-18.22	-	-	202	221	V
4	5.46013	36.35	Pk	34.5	-23.3	0	47.55	-	-	68.2	-20.65	202	221	V
8	5.46258	24.56	ADV	34.5	-23.4	0	35.66	-	-	-	-	202	221	V
3	5.46998	34.23	Pk	34.5	-23.6	0	45.13	-	-	68.2	-23.07	202	221	V
7	5.46998	23.11	ADV	34.5	-23.6	0	34.01	-	-	-	-	202	221	V

* - indicates frequency in CFR47 Pt 15 / IC RSS-Restricted Band
** - indicates frequency in Taiwan NCC LP0002 Restricted Band
Pk - Peak detector
ADV - Linear Voltage Average

UL LLC
12 Laboratory Drive, Research Triangle Park, NC 27709; USA TEL:(919)549-1400
This report shall not be reproduced except in full, without the written approval of UL LLC

BANDEDGE (HIGH CHANNEL)

HORIZONTAL RESULT

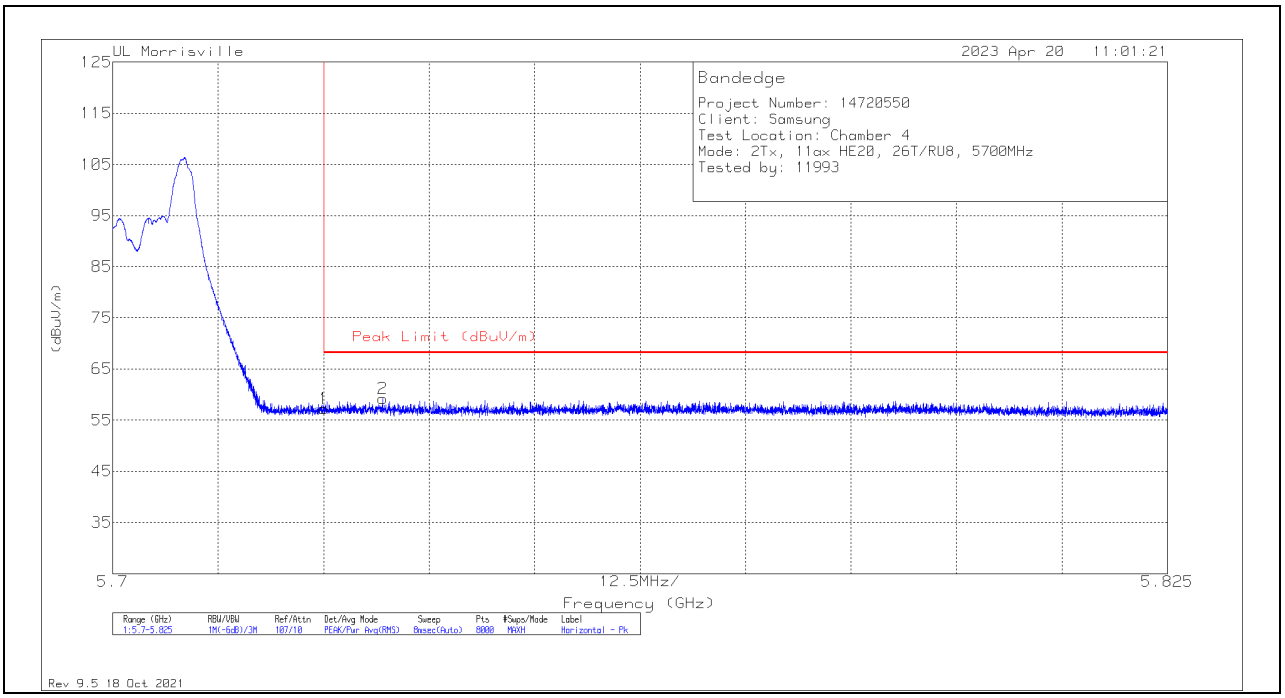

Marker	Frequency (GHz)	Meter Reading (dBuV)	Det	86408 (dB/m)	Gain/Loss (dB)	Corrected Reading (dBuV/m)	Peak Limit (dBuV/m)	PK Margin (dB)	Azimuth (Degs)	Height (cm)	Polarity
1	5.725	31.63	Pk	34.8	-9.2	57.23	68.2	-10.97	216	155	H
2	5.73197	33.52	Pk	34.8	-9.1	59.22	68.2	-8.98	216	155	H

Pk - Peak detector

UL LLC
12 Laboratory Drive, Research Triangle Park, NC 27709; USA TEL:(919)549-1400
This report shall not be reproduced except in full, without the written approval of UL LLC

VERTICAL RESULT

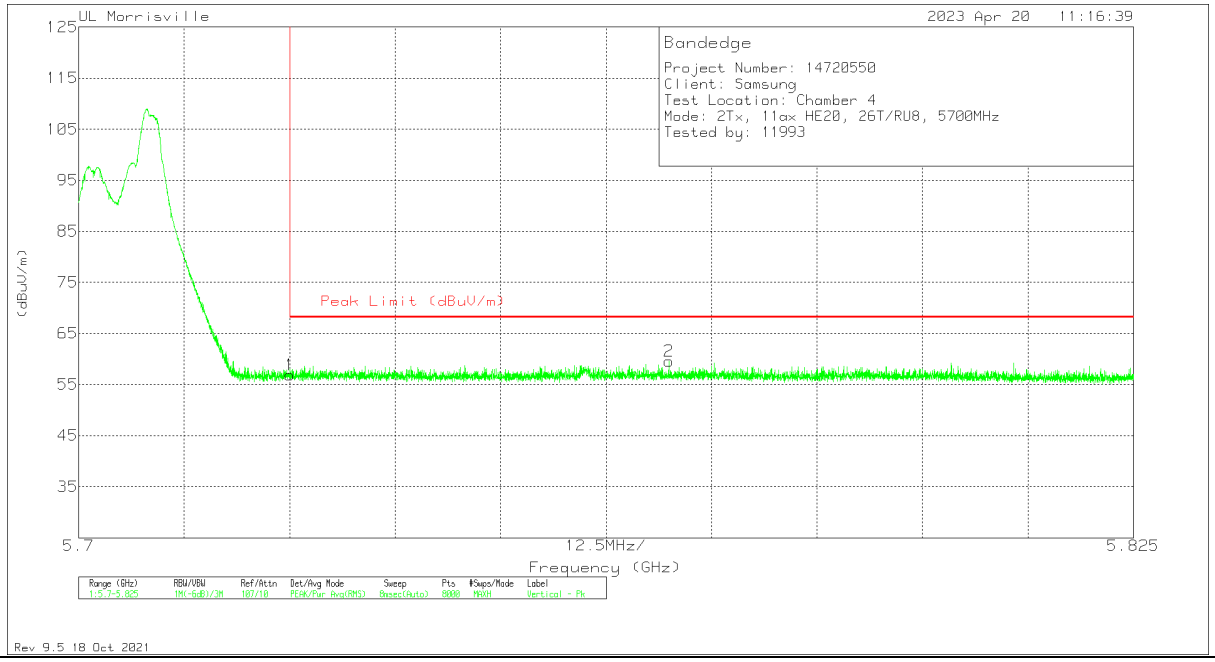

Marker	Frequency (GHz)	Meter Reading (dBuV)	Det	86408 (dB/m)	Gain/Loss (dB)	Corrected Reading (dBuV/m)	Peak Limit (dBuV/m)	PK Margin (dB)	Azimuth (Degs)	Height (cm)	Polarity
1	5.725	31.24	Pk	34.8	-9.2	56.84	68.2	-11.36	194	262	V
2	5.76995	33.62	Pk	34.9	-9	59.52	68.2	-8.68	194	262	V

Pk - Peak detector

UL LLC
12 Laboratory Drive, Research Triangle Park, NC 27709; USA TEL:(919)549-1400
This report shall not be reproduced except in full, without the written approval of UL LLC

2TX CDD MODE – 52T

BANDEDGE (LOW CHANNEL)

HORIZONTAL RESULT

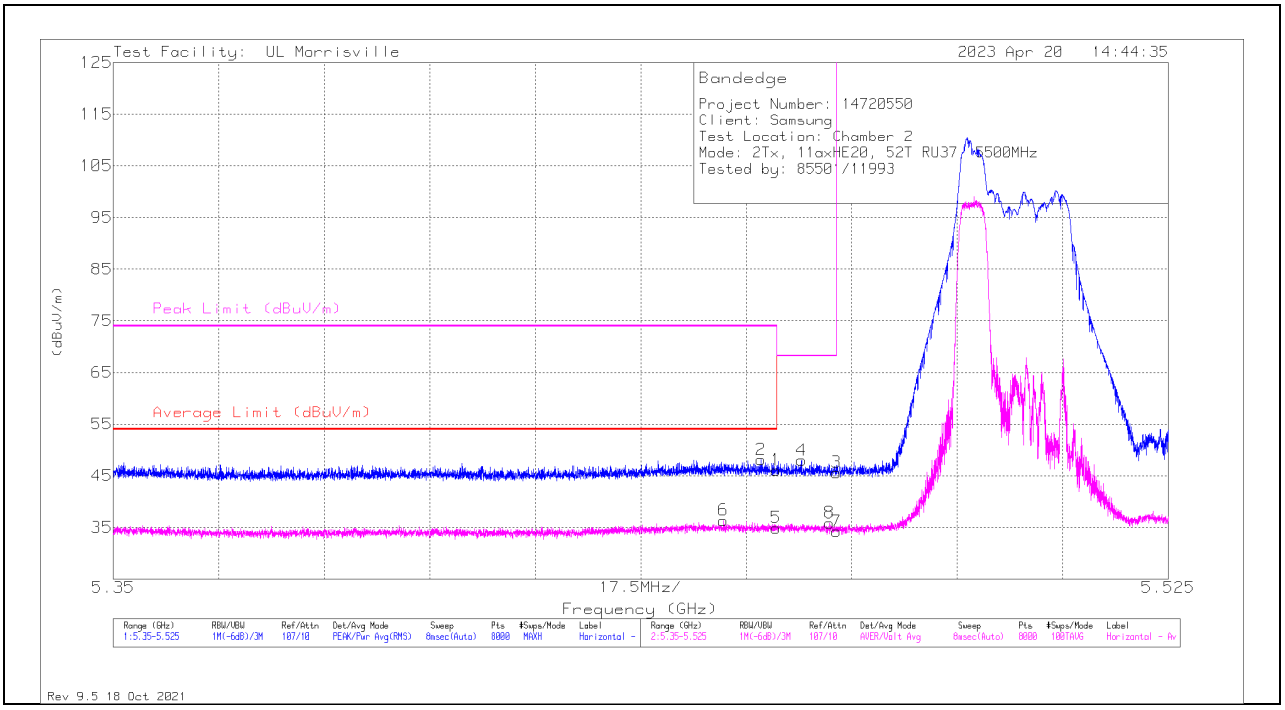

Marker	Frequency (GHz)	Meter Reading (dBuV)	Det	88761 (dB/m)	Gain/Loss (dB)	DC Corr (dB)	Corrected Reading (dBuV/m)	Average Limit (dBuV/m)	Margin (dB)	Peak Limit (dBuV/m)	PK Margin (dB)	Azimuth (Degs)	Height (cm)	Polarity
1	* ** 5.45998	34.89	Pk	34.5	-23.3	0	46.09	-	-	74	-27.91	229	215	H
2	* ** 5.45742	36.91	Pk	34.5	-23.3	0	48.11	-	-	74	-25.89	229	215	H
5	* ** 5.45998	23.71	ADV	34.5	-23.3	0	34.91	54	-19.09	-	-	229	215	H
6	* ** 5.45116	25.17	ADV	34.5	-23.3	0	36.37	54	-17.63	-	-	229	215	H
4	5.46418	36.89	Pk	34.5	-23.4	0	47.99	-	-	68.2	-20.21	229	215	H
8	5.46884	24.97	ADV	34.5	-23.6	0	35.87	-	-	-	-	229	215	H
3	5.46998	34.72	Pk	34.5	-23.6	0	45.62	-	-	68.2	-22.58	229	215	H
7	5.46998	23.34	ADV	34.5	-23.6	0	34.24	-	-	-	-	229	215	H

* - indicates frequency in CFR47 Pt 15 / IC RSS-Restricted Band
** - indicates frequency in Taiwan NCC LP0002 Restricted Band
Pk - Peak detector
ADV - Linear Voltage Average

UL LLC
12 Laboratory Drive, Research Triangle Park, NC 27709; USA TEL:(919)549-1400
This report shall not be reproduced except in full, without the written approval of UL LLC

VERTICAL RESULT

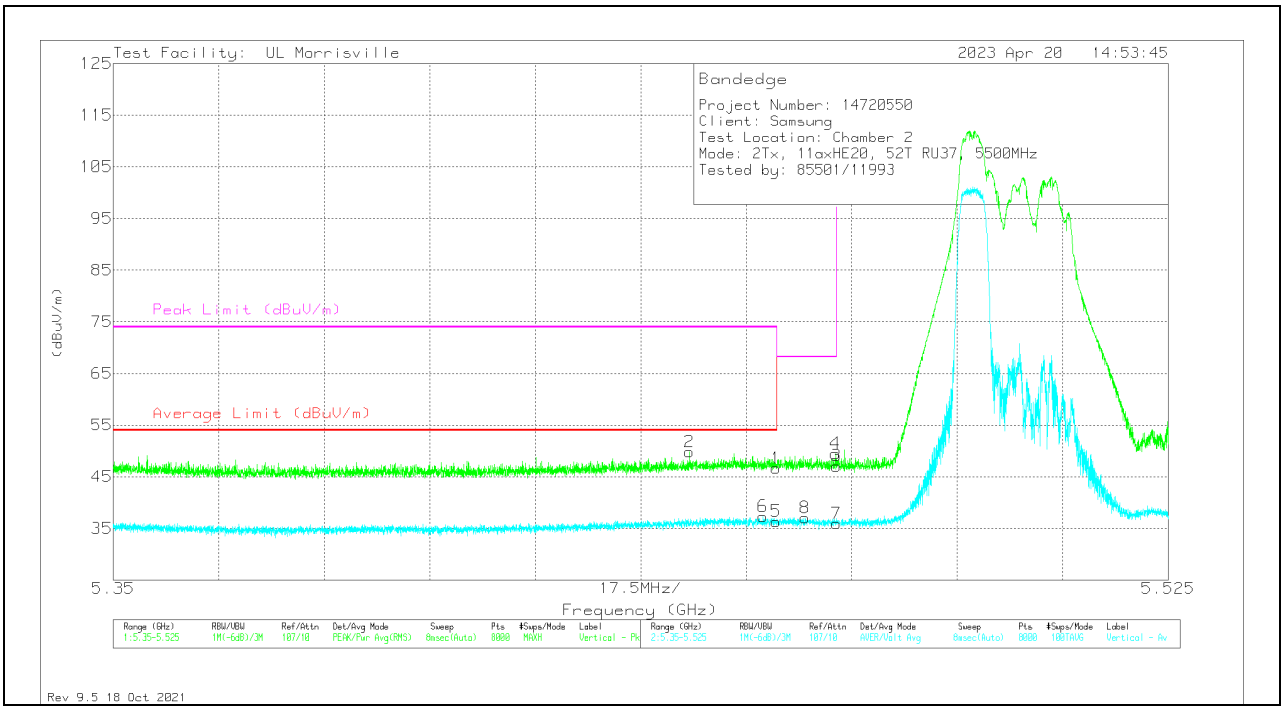

Marker	Frequency (GHz)	Meter Reading (dBuV)	Det	88761 (dB/m)	Gain/Loss (dB)	DC Corr (dB)	Corrected Reading (dBuV/m)	Average Limit (dBuV/m)	Margin (dB)	Peak Limit (dBuV/m)	PK Margin (dB)	Azimuth (Degs)	Height (cm)	Polarity
1	* ** 5.45998	35.45	Pk	34.5	-23.3	0	46.65	-	-	74	-27.35	198	227	V
2	* ** 5.44554	38.72	Pk	34.5	-23.4	0	49.82	-	-	74	-24.18	198	227	V
5	* ** 5.45998	25.15	ADV	34.5	-23.3	0	36.35	54	-17.65	-	-	198	227	V
6	* ** 5.45775	26.09	ADV	34.5	-23.3	0	37.29	54	-16.71	-	-	198	227	V
8	5.46477	25.95	ADV	34.5	-23.4	0	37.05	-	-	-	-	198	227	V
4	5.4698	38.6	Pk	34.5	-23.6	0	49.5	-	-	68.2	-18.7	198	227	V
3	5.46998	36.19	Pk	34.5	-23.6	0	47.09	-	-	68.2	-21.11	198	227	V
7	5.46998	25.04	ADV	34.5	-23.6	0	35.94	-	-	-	-	198	227	V

* - indicates frequency in CFR47 Pt 15 / IC RSS-Restricted Band
** - indicates frequency in Taiwan NCC LP0002 Restricted Band
Pk - Peak detector
ADV - Linear Voltage Average

UL LLC
12 Laboratory Drive, Research Triangle Park, NC 27709; USA TEL:(919)549-1400
This report shall not be reproduced except in full, without the written approval of UL LLC

BANDEDGE (HIGH CHANNEL)

HORIZONTAL RESULT

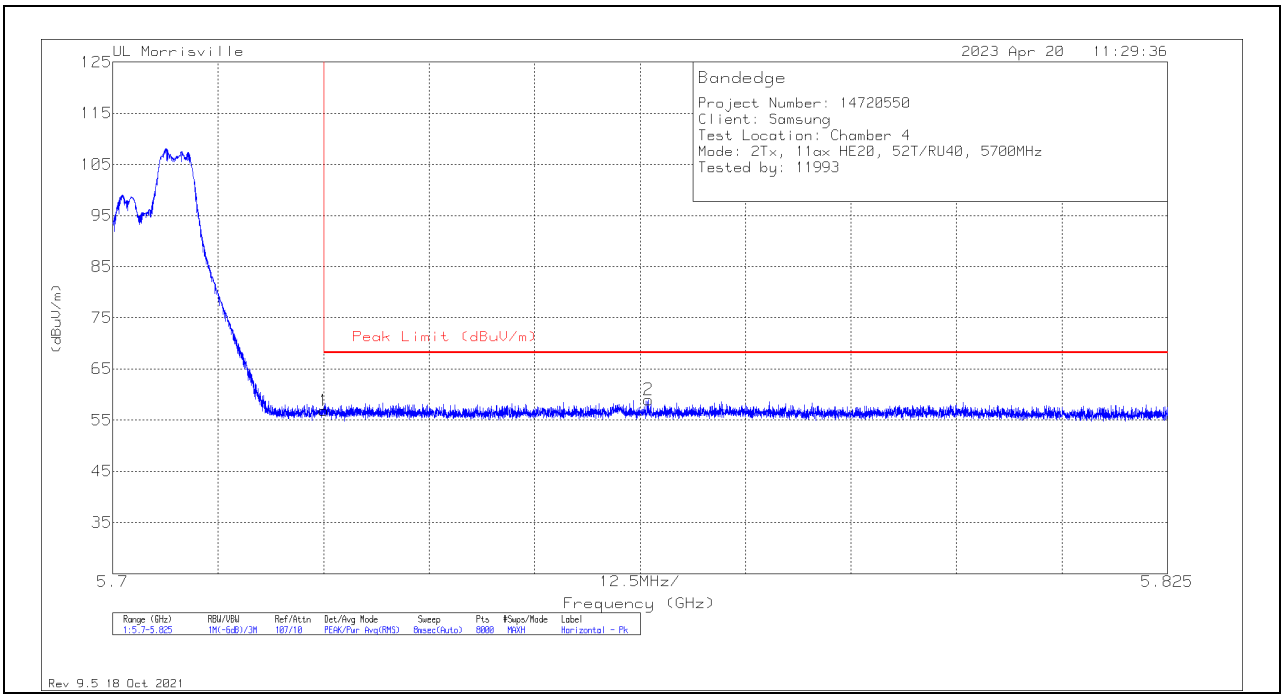

Marker	Frequency (GHz)	Meter Reading (dBuV)	Det	86408 (dB/m)	Gain/Loss (dB)	Corrected Reading (dBuV/m)	Peak Limit (dBuV/m)	PK Margin (dB)	Azimuth (Degs)	Height (cm)	Polarity
1	5.725	31.3	Pk	34.8	-9.2	56.9	68.2	-11.3	221	157	H
2	5.76348	33.32	Pk	34.8	-9.1	59.02	68.2	-9.18	221	157	H

Pk - Peak detector

UL LLC
12 Laboratory Drive, Research Triangle Park, NC 27709; USA TEL:(919)549-1400
This report shall not be reproduced except in full, without the written approval of UL LLC

VERTICAL RESULT

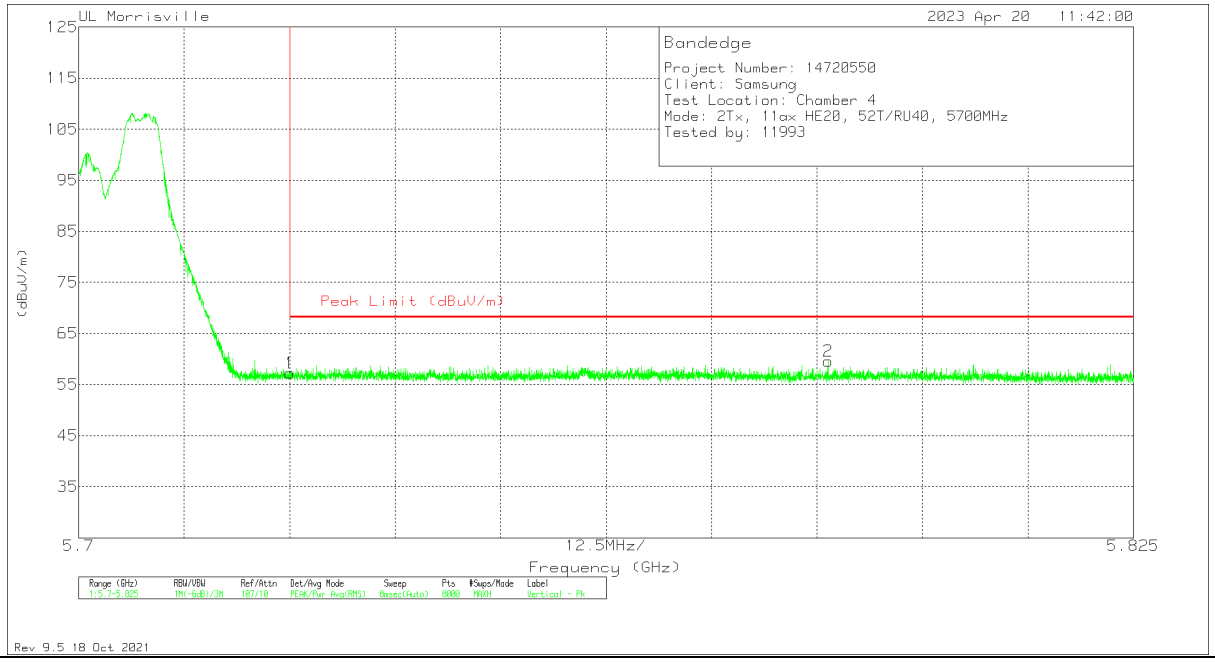

Marker	Frequency (GHz)	Meter Reading (dBuV)	Det	86408 (dB/m)	Gain/Loss (dB)	Corrected Reading (dBuV/m)	Peak Limit (dBuV/m)	PK Margin (dB)	Azimuth (Degs)	Height (cm)	Polarity
1	5.725	31.61	Pk	34.8	-9.2	57.21	68.2	-10.99	191	238	V
2	5.78879	33.78	Pk	34.9	-9.1	59.58	68.2	-8.62	191	238	V

Pk - Peak detector

UL LLC
12 Laboratory Drive, Research Triangle Park, NC 27709; USA TEL:(919)549-1400
This report shall not be reproduced except in full, without the written approval of UL LLC

2TX CDD MODE – 106T

BANDEDGE (LOW CHANNEL)

HORIZONTAL RESULT

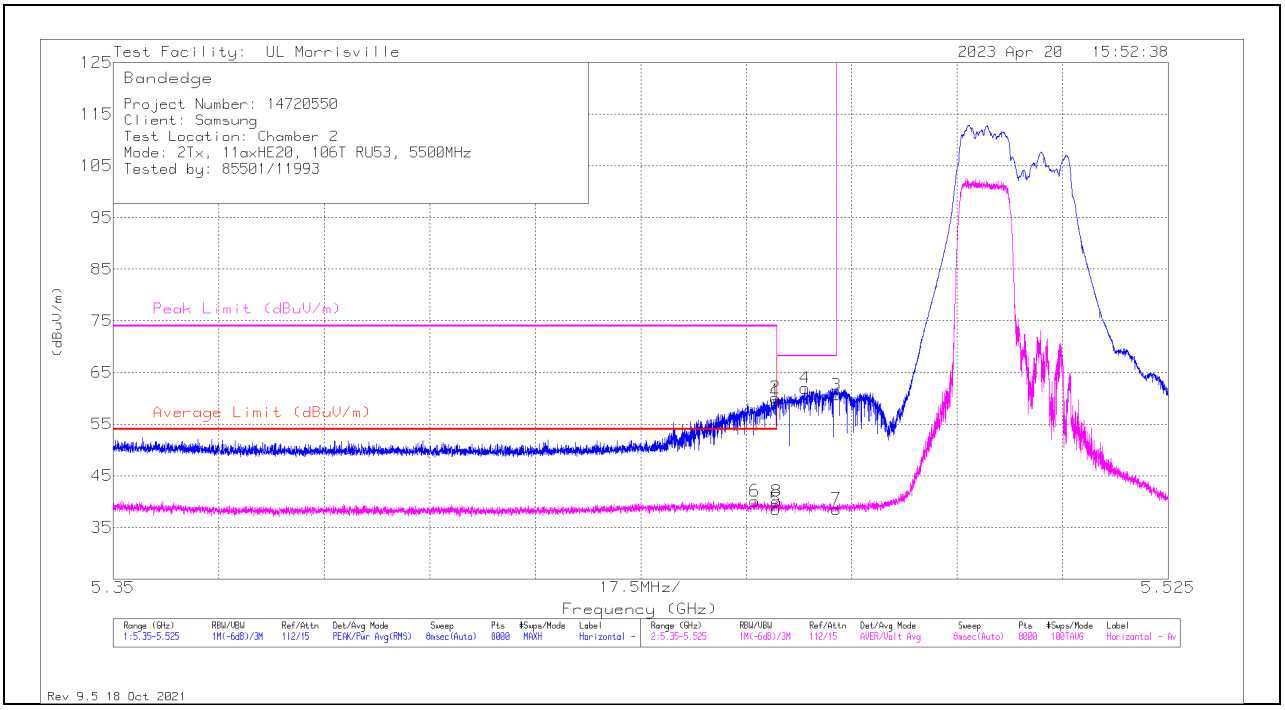

Marker	Frequency (GHz)	Meter Reading (dBuV)	Det	88761 (dB/m)	Gain/Loss (dB)	DC Corr (dB)	Corrected Reading (dBuV/m)	Average Limit (dBuV/m)	Margin (dB)	Peak Limit (dBuV/m)	PK Margin (dB)	Azimuth (Degs)	Height (cm)	Polarity
1	* ** 5.45998	48.42	Pk	34.5	-23.3	0	59.62	-	-	74	-14.38	239	119	H
2	* ** 5.45983	48.91	Pk	34.5	-23.3	0	60.11	-	-	74	-13.89	239	119	H
5	* ** 5.45998	27.39	ADV	34.5	-23.3	0	38.59	54	-15.41	-	-	239	119	H
6	* ** 5.45637	28.9	ADV	34.5	-23.3	0	40.1	54	-13.9	-	-	239	119	H
8	5.46009	28.89	ADV	34.5	-23.3	0	40.09	-	-	-	-	239	119	H
4	5.46473	50.87	Pk	34.5	-23.4	0	61.97	-	-	68.2	-6.23	239	119	H
3	5.46998	49.75	Pk	34.5	-23.6	0	60.65	-	-	68.2	-7.55	239	119	H
7	5.46998	27.61	ADV	34.5	-23.6	0	38.51	-	-	-	-	239	119	H

* - indicates frequency in CFR47 Pt 15 / IC RSS-Restricted Band
** - indicates frequency in Taiwan NCC LP0002 Restricted Band
Pk - Peak detector
ADV - Linear Voltage Average

UL LLC
12 Laboratory Drive, Research Triangle Park, NC 27709; USA TEL:(919)549-1400
This report shall not be reproduced except in full, without the written approval of UL LLC

VERTICAL RESULT

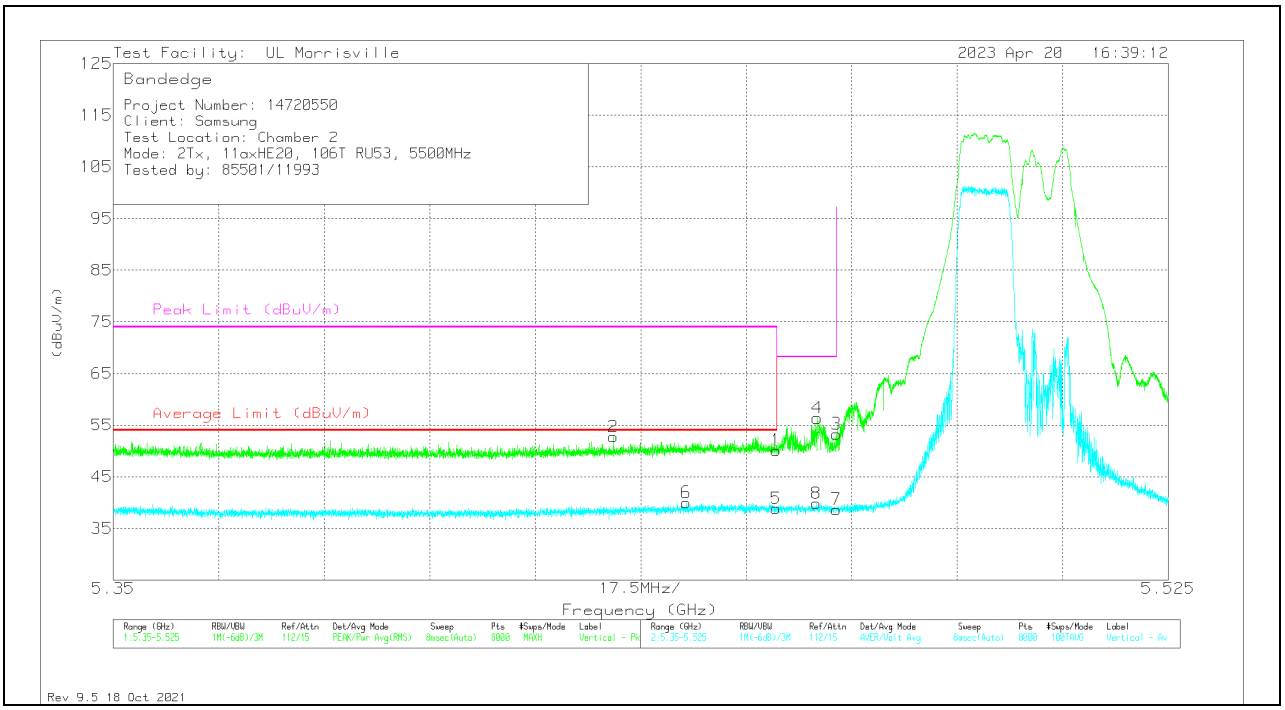

Marker	Frequency (GHz)	Meter Reading (dBuV)	Det	88761 (dB/m)	Gain/Loss (dB)	DC Corr (dB)	Corrected Reading (dBuV/m)	Average Limit (dBuV/m)	Margin (dB)	Peak Limit (dBuV/m)	PK Margin (dB)	Azimuth (Degs)	Height (cm)	Polarity
1	* ** 5.45998	38.91	Pk	34.5	-23.3	0	50.11	-	-	74	-23.89	209	258	V
2	* ** 5.43296	41.75	Pk	34.5	-23.5	0	52.75	-	-	74	-21.25	209	258	V
5	* ** 5.45998	27.65	ADV	34.5	-23.3	0	38.85	54	-15.15	-	-	209	258	V
6	* ** 5.44508	28.88	ADV	34.5	-23.4	0	39.98	54	-14.02	-	-	209	258	V
8	5.46661	28.82	ADV	34.5	-23.5	0	39.82	-	-	-	-	209	258	V
4	5.46678	45.37	Pk	34.5	-23.5	0	56.37	-	-	68.2	-11.83	209	258	V
3	5.46998	42.36	Pk	34.5	-23.6	0	53.26	-	-	68.2	-14.94	209	258	V
7	5.46998	27.77	ADV	34.5	-23.6	0	38.67	-	-	-	-	209	258	V

* - indicates frequency in CFR47 Pt 15 / IC RSS-Restricted Band
** - indicates frequency in Taiwan NCC LP0002 Restricted Band
Pk - Peak detector
ADV - Linear Voltage Average

UL LLC
12 Laboratory Drive, Research Triangle Park, NC 27709; USA TEL:(919)549-1400
This report shall not be reproduced except in full, without the written approval of UL LLC

BANDEDGE (HIGH CHANNEL)

HORIZONTAL RESULT

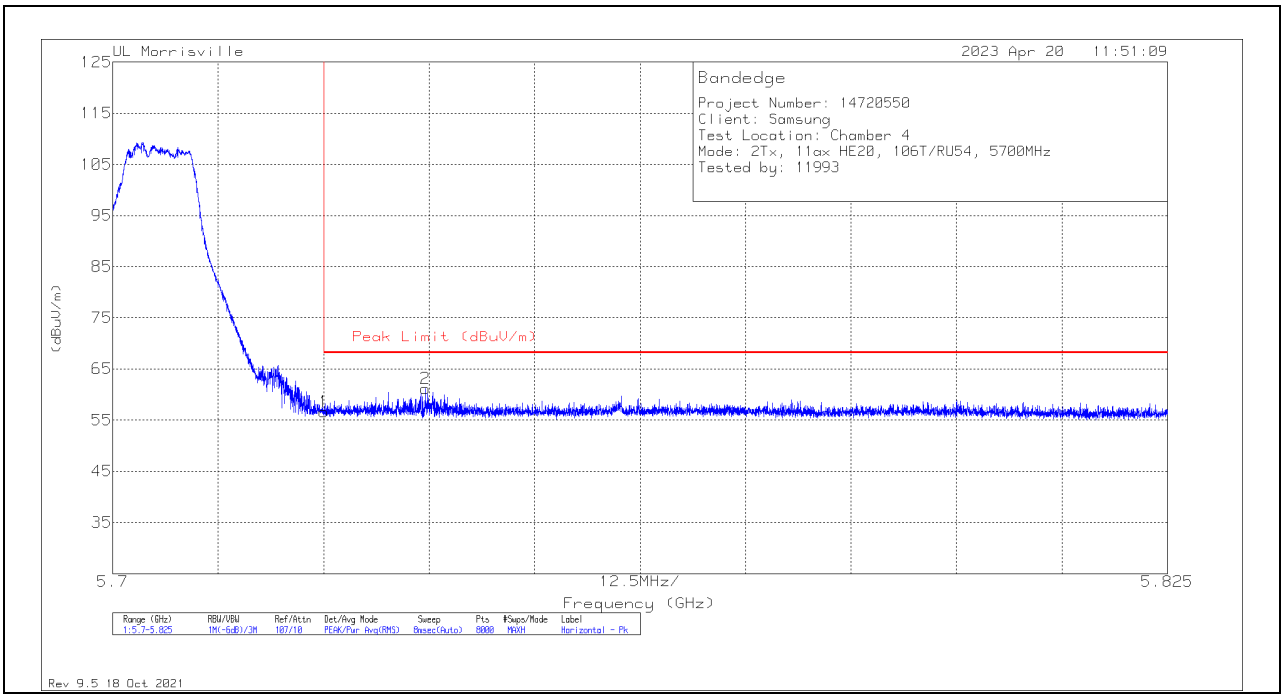

Marker	Frequency (GHz)	Meter Reading (dBuV)	Det	86408 (dB/m)	Gain/Loss (dB)	Corrected Reading (dBuV/m)	Peak Limit (dBuV/m)	PK Margin (dB)	Azimuth (Degs)	Height (cm)	Polarity
1	5.725	31.02	Pk	34.8	-9.2	56.62	68.2	-11.58	310	117	H
2	5.73705	35.55	Pk	34.8	-9.2	61.15	68.2	-7.05	310	117	H

Pk - Peak detector

UL LLC
12 Laboratory Drive, Research Triangle Park, NC 27709; USA TEL:(919)549-1400
This report shall not be reproduced except in full, without the written approval of UL LLC

VERTICAL RESULT

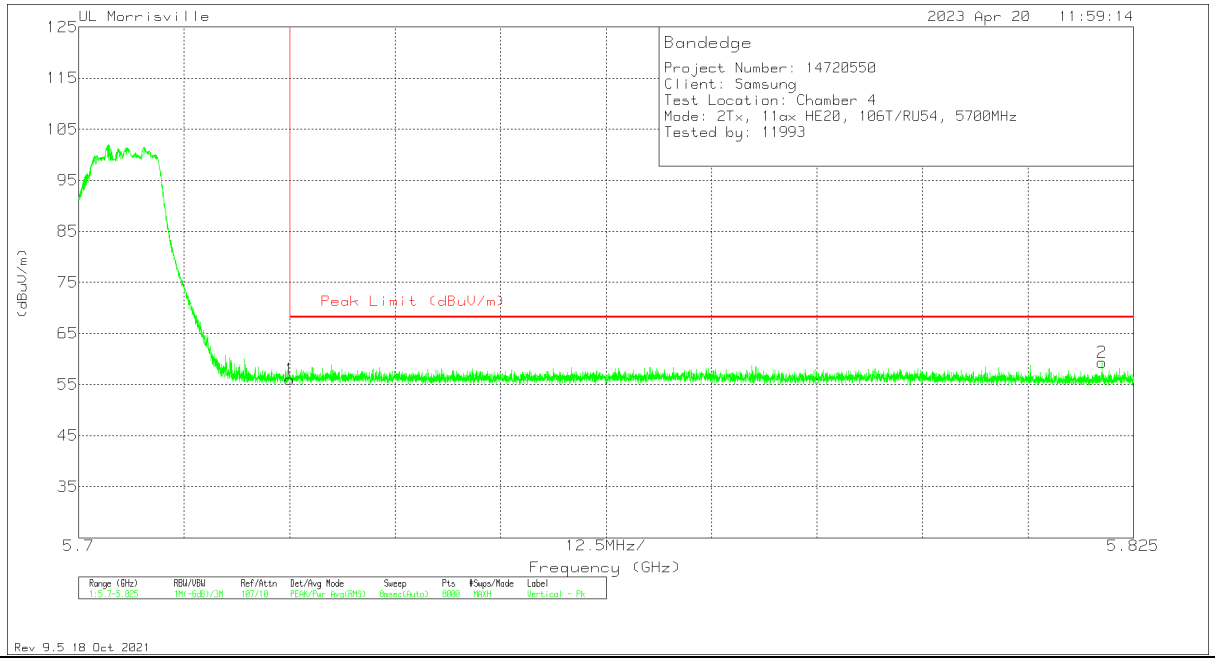

Marker	Frequency (GHz)	Meter Reading (dBuV)	Det	86408 (dB/m)	Gain/Loss (dB)	Corrected Reading (dBuV/m)	Peak Limit (dBuV/m)	PK Margin (dB)	Azimuth (Degs)	Height (cm)	Polarity
1	5.725	30.41	Pk	34.8	-9.2	56.01	68.2	-12.19	358	333	V
2	5.82127	33.5	Pk	35	-9.2	59.3	68.2	-8.9	358	333	V

Pk - Peak detector

UL LLC
12 Laboratory Drive, Research Triangle Park, NC 27709; USA TEL:(919)549-1400
This report shall not be reproduced except in full, without the written approval of UL LLC

HARMONICS AND SPURIOUS EMISSIONS

LOW CHANNEL RESULTS

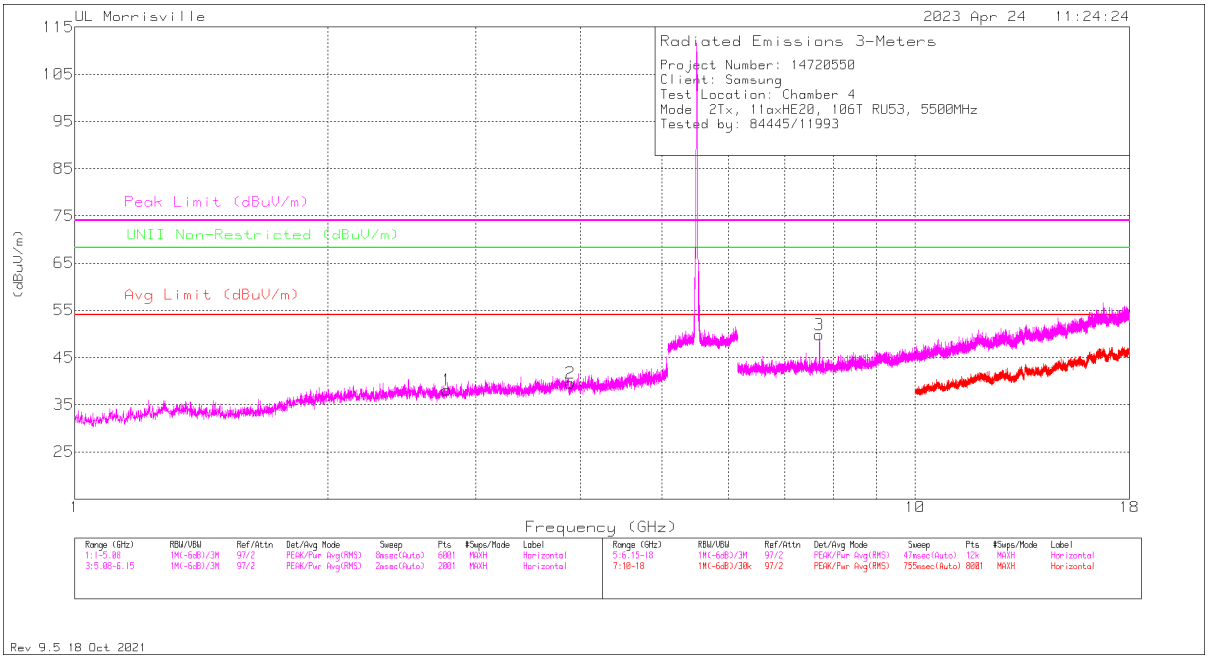

HORIZONTAL

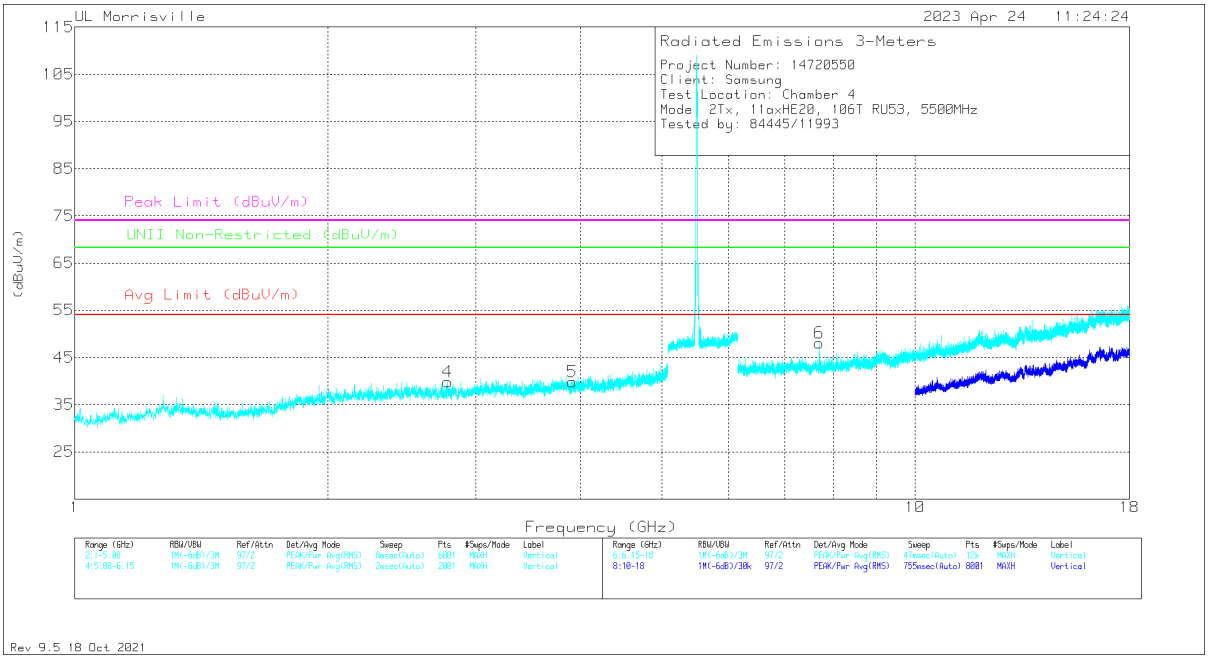

VERTICAL

UL LLC
12 Laboratory Drive, Research Triangle Park, NC 27709; USA TEL:(919)549-1400

This report shall not be reproduced except in full, without the written approval of UL LLC

RADIATED EMISSIONS

Marker	Frequency (GHz)	Meter Reading (dBuV)	Det	86408 (dB/m)	Gain/Loss (dB)	Corrected Reading (dBuV/m)	Avg Limit (dBuV/m)	Margin (dB)	Peak Limit (dBuV/m)	PK Margin (dB)	UNII Non-Restricted (dBuV/m)	PK Margin (dB)	Azimuth (Degs)	Height (cm)	Polarity
1	* ** 2.7714	41.53	Pk	32.5	-35.9	38.13	54	-15.87	74	-35.87	-	-	0-360	100	H
2	* ** 3.88864	38.82	Pk	33.5	-32.7	39.62	54	-14.38	74	-34.38	-	-	0-360	100	H
4	* ** 2.78024	43.09	Pk	32.5	-35.8	39.79	54	-14.21	74	-34.21	-	-	0-360	200	V
5	* ** 3.91244	39.27	Pk	33.5	-32.9	39.87	54	-14.13	74	-34.13	-	-	0-360	200	V
3	* ** 7.692	44.49	PK-U	35.7	-27.9	52.29	-	-	74	-21.71	-	-	212	105	H
	* ** 7.69775	32.38	ADV	35.7	-27.9	40.18	54	-13.82	-	-	-	-	212	105	H
6	* ** 7.6919	43.79	PK-U	35.7	-27.9	51.59	-	-	74	-22.41	-	-	185	218	V
	* ** 7.69755	31.97	ADV	35.7	-27.9	39.77	54	-14.23	-	-	-	-	185	218	V

* - indicates frequency in CFR47 Pt 15 / IC RSS-Restricted Band
** - indicates frequency in Taiwan NCC LP0002 Restricted Band
Pk - Peak detector

UL LLC
12 Laboratory Drive, Research Triangle Park, NC 27709; USA TEL:(919)549-1400
This report shall not be reproduced except in full, without the written approval of UL LLC

MID CHANNEL RESULTS

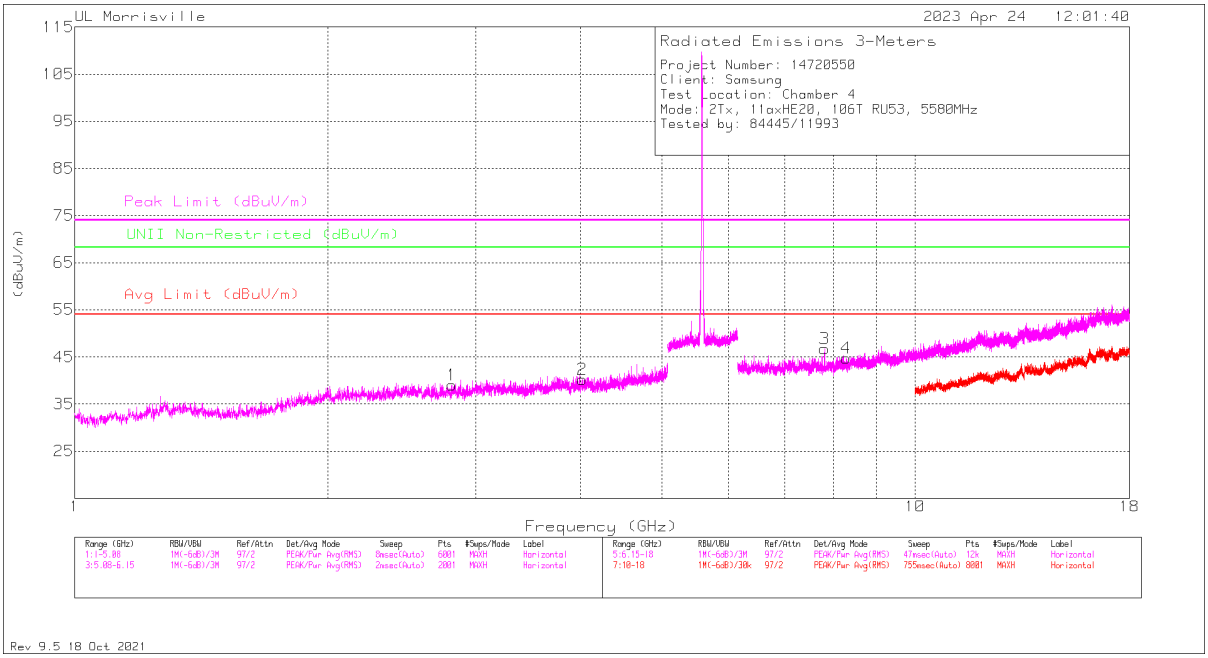

HORIZONTAL

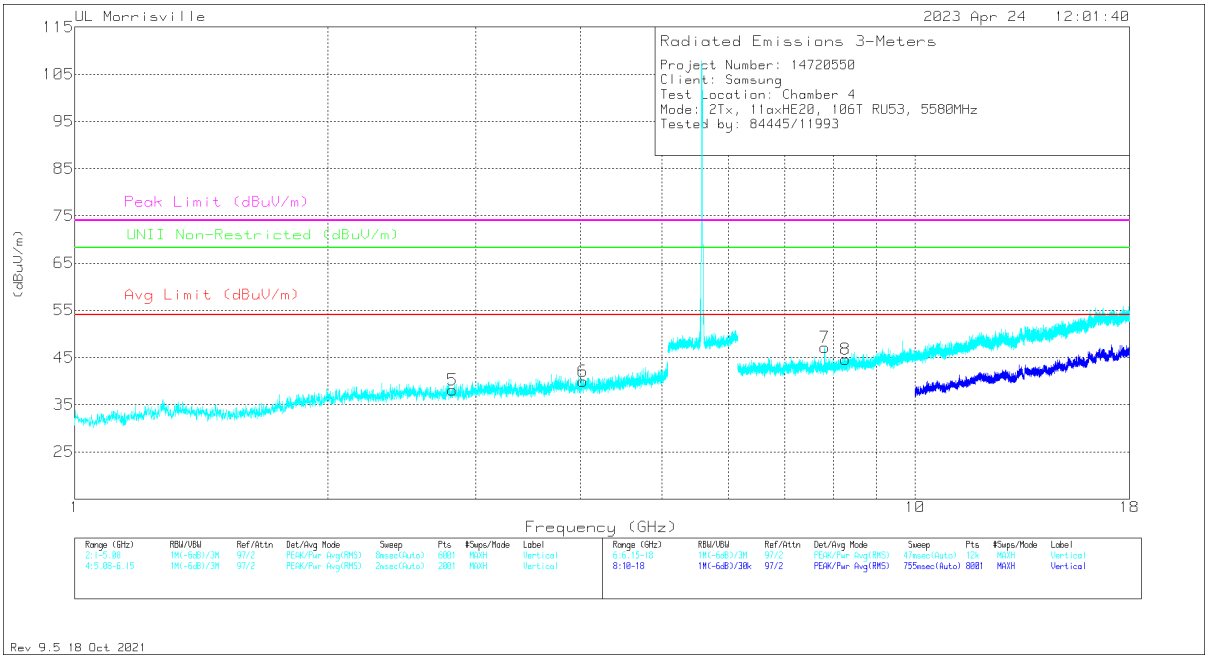

VERTICAL

UL LLC
12 Laboratory Drive, Research Triangle Park, NC 27709; USA TEL:(919)549-1400

This report shall not be reproduced except in full, without the written approval of UL LLC

RADIATED EMISSIONS

Marker	Frequency (GHz)	Meter Reading (dBuV)	Det	86408 (dB/m)	Gain/Loss (dB)	Corrected Reading (dBuV/m)	Avg Limit (dBuV/m)	Margin (dB)	Peak Limit (dBuV/m)	PK Margin (dB)	UNII Non-Restricted (dBuV/m)	PK Margin (dB)	Azimuth (Degs)	Height (cm)	Polarity
1	* ** 2.81016	41.96	Pk	32.6	-35.5	39.06	54	-14.94	74	-34.94	-	-	0-360	100	H
2	* ** 4.01648	39.91	Pk	33.4	-33.1	40.21	54	-13.79	74	-33.79	-	-	0-360	100	H
5	* ** 2.81424	40.85	Pk	32.6	-35.4	38.05	54	-15.95	74	-35.95	-	-	0-360	200	V
6	* ** 4.02328	39.58	Pk	33.4	-33	39.98	54	-14.02	74	-34.02	-	-	0-360	200	V
4	* ** 8.28794	36.58	Pk	35.7	-27.5	44.78	54	-9.22	74	-29.22	-	-	0-360	100	H
8	* ** 8.2672	36.08	Pk	35.7	-27.2	44.58	54	-9.42	74	-29.42	-	-	0-360	200	V
3	7.80505	39.25	Pk	35.7	-28.2	46.75	-	-	-	-	68.2	-21.45	0-360	100	H
7	7.80604	39.61	Pk	35.7	-28.2	47.11	-	-	-	-	68.2	-21.09	0-360	200	V

* - indicates frequency in CFR47 Pt 15 / IC RSS-Restricted Band
** - indicates frequency in Taiwan NCC LP0002 Restricted Band
Pk - Peak detector

UL LLC
12 Laboratory Drive, Research Triangle Park, NC 27709; USA TEL:(919)549-1400
This report shall not be reproduced except in full, without the written approval of UL LLC

HIGH CHANNEL RESULTS

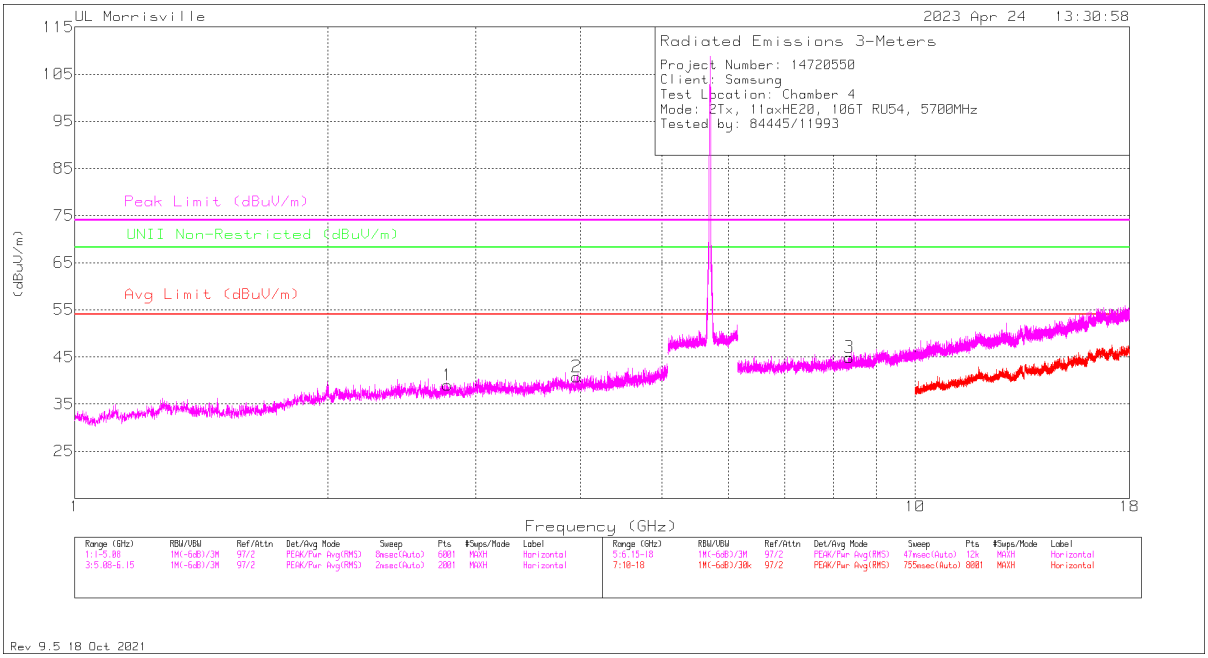

HORIZONTAL

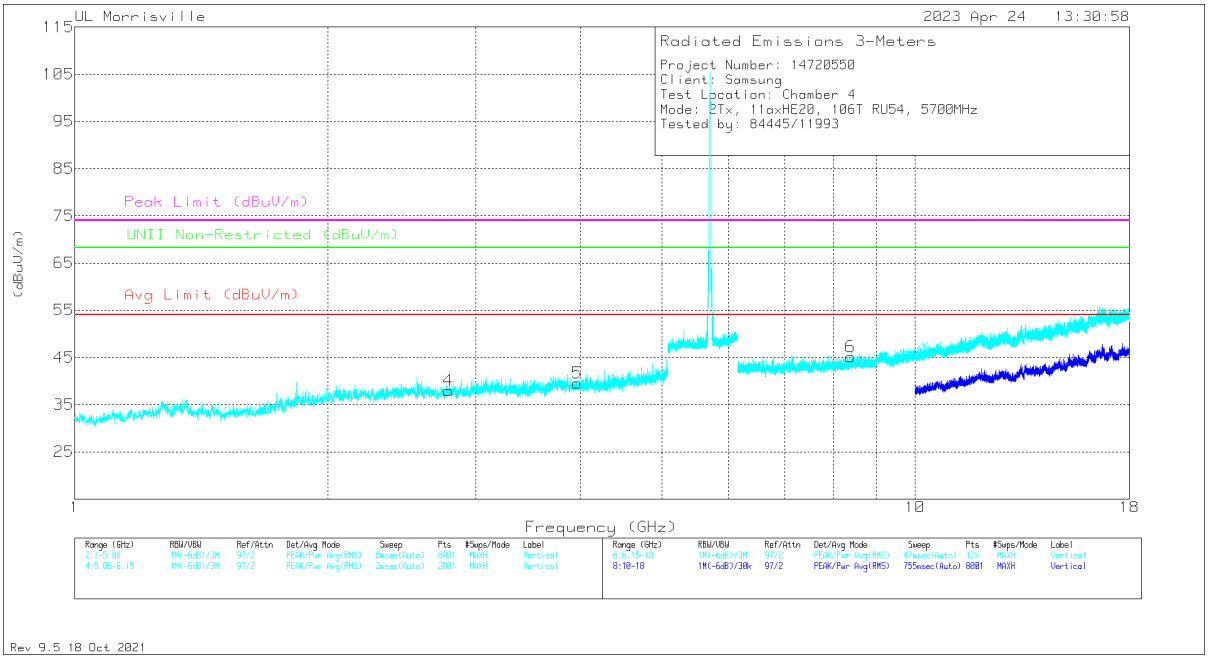

VERTICAL

UL LLC
12 Laboratory Drive, Research Triangle Park, NC 27709; USA TEL:(919)549-1400

This report shall not be reproduced except in full, without the written approval of UL LLC

RADIATED EMISSIONS

Marker	Frequency (GHz)	Meter Reading (dBuV)	Det	86408 (dB/m)	Gain/Loss (dB)	Corrected Reading (dBuV/m)	Avg Limit (dBuV/m)	Margin (dB)	Peak Limit (dBuV/m)	PK Margin (dB)	UNII Non-Restricted (dBuV/m)	PK Margin (dB)	Azimuth (Degs)	Height (cm)	Polarity
1	* ** 2.77684	42.33	Pk	32.5	-35.8	39.03	54	-14.97	74	-34.97	-	-	0-360	100	H
2	* ** 3.95868	40.32	Pk	33.4	-32.9	40.82	54	-13.18	74	-33.18	-	-	0-360	100	H
4	* ** 2.785	41.13	Pk	32.5	-35.7	37.93	54	-16.07	74	-36.07	-	-	0-360	200	V
5	* ** 3.96548	39.32	Pk	33.4	-33.1	39.62	54	-14.38	74	-34.38	-	-	0-360	200	V
3	* ** 8.34719	36.54	Pk	35.7	-27.3	44.94	54	-9.06	74	-29.06	-	-	0-360	100	H
6	* ** 8.38768	36.38	Pk	35.7	-26.9	45.18	54	-8.82	74	-28.82	-	-	0-360	200	V

* - indicates frequency in CFR47 Pt 15 / IC RSS-Restricted Band
** - indicates frequency in Taiwan NCC LP0002 Restricted Band
Pk - Peak detector

UL LLC
12 Laboratory Drive, Research Triangle Park, NC 27709; USA TEL:(919)549-1400
This report shall not be reproduced except in full, without the written approval of UL LLC

2TX CDD MODE – 242T

BANDEDGE (LOW CHANNEL)

HORIZONTAL RESULT

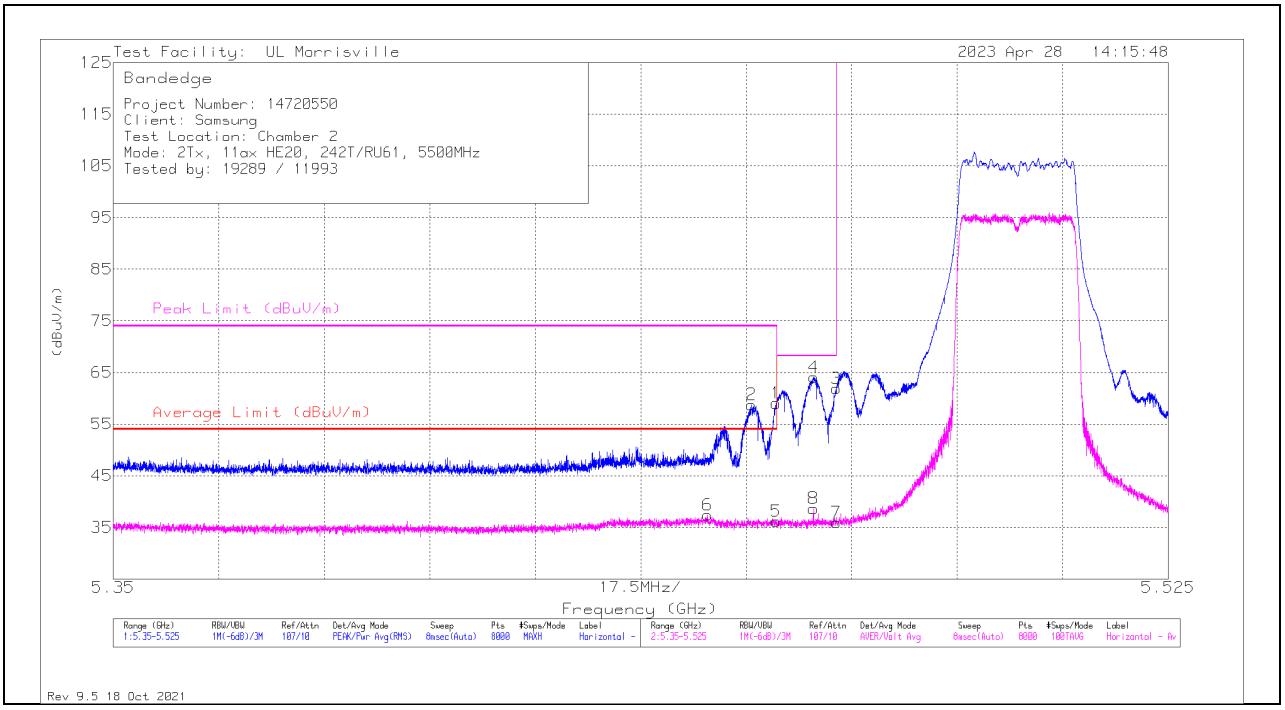

Marker	Frequency (GHz)	Meter Reading (dBuV)	Det	88761 (dB/m)	Gain/Loss (dB)	Corrected Reading (dBuV/m)	Average Limit (dBuV/m)	Margin (dB)	Peak Limit (dBuV/m)	PK Margin (dB)	Azimuth (Degs)	Height (cm)	Polarity
1	* ** 5.45998	47.85	Pk	34.5	-23.3	59.05	-	-	74	-14.95	102	109	H
2	* ** 5.45589	47.54	Pk	34.5	-23.3	58.74	-	-	74	-15.26	102	109	H
5	* ** 5.45998	24.98	ADV	34.5	-23.3	36.18	54	-17.82	-	-	102	109	H
6	* ** 5.4486	26.3	ADV	34.5	-23.4	37.4	54	-16.6	-	-	102	109	H
8	5.46615	27.64	ADV	34.5	-23.5	38.64	-	-	-	-	102	109	H
4	5.46622	53.06	Pk	34.5	-23.5	64.06	-	-	68.2	-4.14	102	109	H
3	5.46998	50.98	Pk	34.5	-23.6	61.88	-	-	68.2	-6.32	102	109	H
7	5.46998	25.04	ADV	34.5	-23.6	35.94	-	-	-	-	102	109	H

* - indicates frequency in CFR47 Pt 15 / IC RSS-Restricted Band
** - indicates frequency in Taiwan NCC LP0002 Restricted Band
Pk - Peak detector
ADV - Linear Voltage Average

UL LLC
12 Laboratory Drive, Research Triangle Park, NC 27709; USA TEL:(919)549-1400
This report shall not be reproduced except in full, without the written approval of UL LLC

VERTICAL RESULT

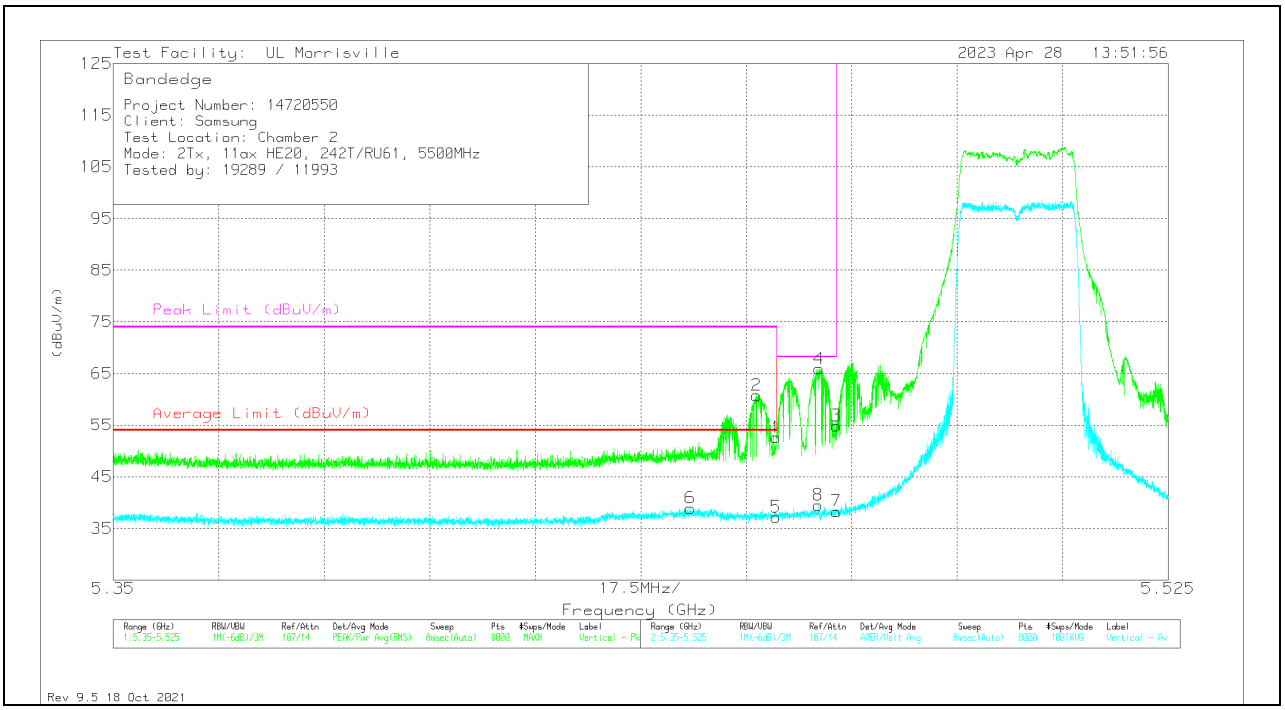

Marker	Frequency (GHz)	Meter Reading (dBuV)	Det	88761 (dB/m)	Gain/Loss (dB)	Corrected Reading (dBuV/m)	Average Limit (dBuV/m)	Margin (dB)	Peak Limit (dBuV/m)	PK Margin (dB)	Azimuth (Degs)	Height (cm)	Polarity
1	* ** 5.45998	41.41	Pk	34.5	-23.3	52.61	-	-	74	-21.39	208	275	V
2	* ** 5.45672	49.55	Pk	34.5	-23.3	60.75	-	-	74	-13.25	208	275	V
5	* ** 5.45998	25.97	ADV	34.5	-23.3	37.17	54	-16.83	-	-	208	275	V
6	* ** 5.44572	27.83	ADV	34.5	-23.4	38.93	54	-15.07	-	-	208	275	V
8	5.46692	28.5	ADV	34.5	-23.5	39.5	-	-	-	-	208	275	V
4	5.46709	54.91	Pk	34.5	-23.5	65.91	-	-	68.2	-2.29	208	275	V
3	5.46998	43.95	Pk	34.5	-23.6	54.85	-	-	68.2	-13.35	208	275	V
7	5.46998	27.42	ADV	34.5	-23.6	38.32	-	-	-	-	208	275	V

* - indicates frequency in CFR47 Pt 15 / IC RSS-Restricted Band
** - indicates frequency in Taiwan NCC LP0002 Restricted Band
Pk - Peak detector
ADV - Linear Voltage Average

UL LLC
12 Laboratory Drive, Research Triangle Park, NC 27709; USA TEL:(919)549-1400
This report shall not be reproduced except in full, without the written approval of UL LLC

BANDEDGE (HIGH CHANNEL)

HORIZONTAL RESULT

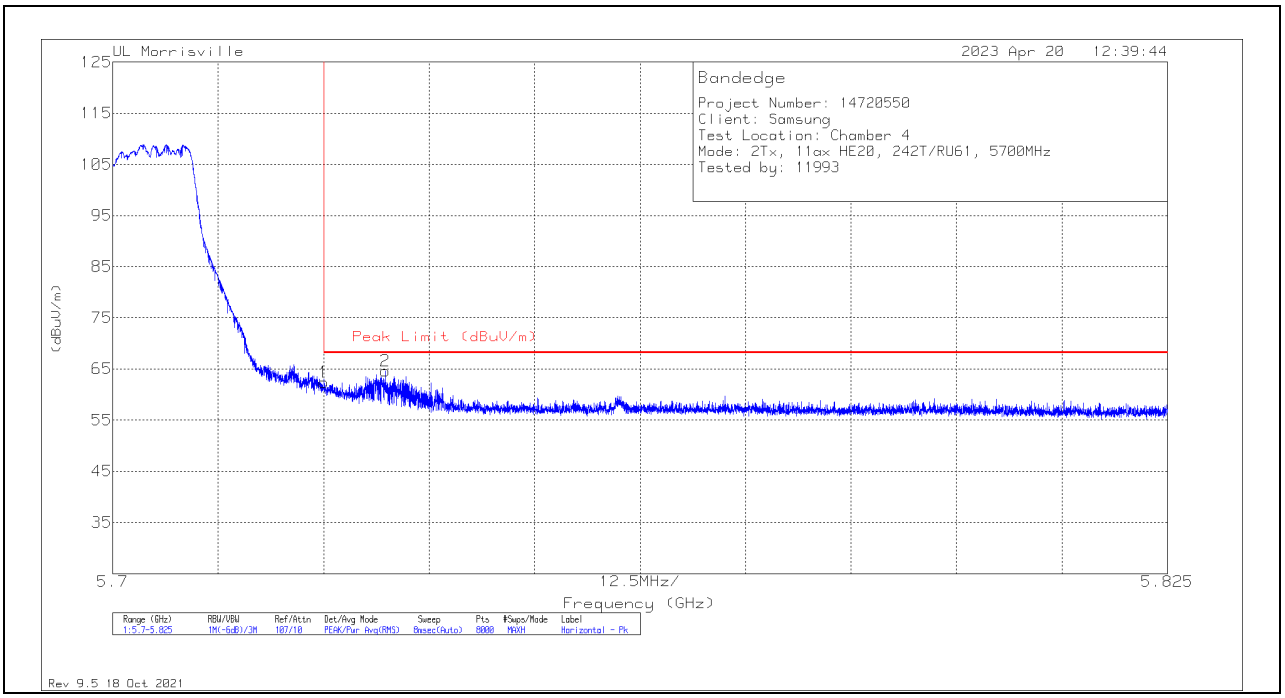

Marker	Frequency (GHz)	Meter Reading (dBuV)	Det	86408 (dB/m)	Gain/Loss (dB)	Corrected Reading (dBuV/m)	Peak Limit (dBuV/m)	PK Margin (dB)	Azimuth (Degs)	Height (cm)	Polarity
1	5.725	36.79	Pk	34.8	-9.2	62.39	68.2	-5.81	233	125	H
2	5.7323	38.92	Pk	34.8	-9.1	64.62	68.2	-3.58	233	125	H

Pk - Peak detector

UL LLC
12 Laboratory Drive, Research Triangle Park, NC 27709; USA TEL:(919)549-1400
This report shall not be reproduced except in full, without the written approval of UL LLC

VERTICAL RESULT

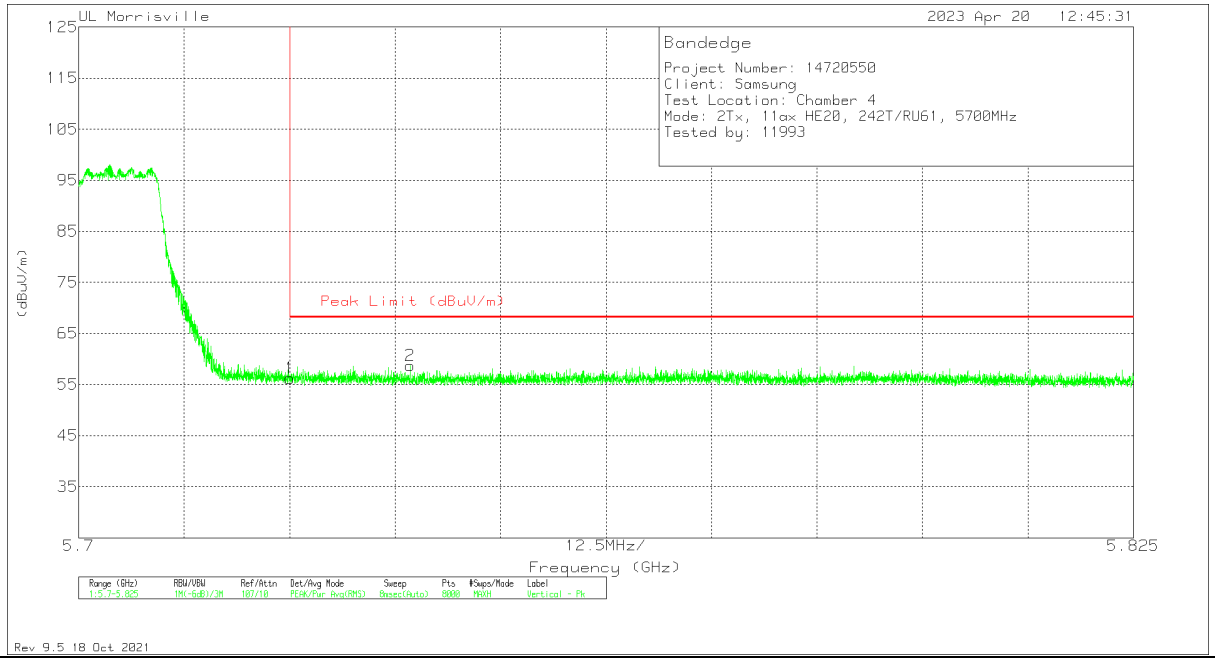

Marker	Frequency (GHz)	Meter Reading (dBuV)	Det	86408 (dB/m)	Gain/Loss (dB)	Corrected Reading (dBuV/m)	Peak Limit (dBuV/m)	PK Margin (dB)	Azimuth (Degs)	Height (cm)	Polarity
1	5.725	30.6	Pk	34.8	-9.2	56.2	68.2	-12	0	361	V
2	5.73927	33.07	Pk	34.8	-9.2	58.67	68.2	-9.53	0	361	V

Pk - Peak detector

UL LLC
12 Laboratory Drive, Research Triangle Park, NC 27709; USA TEL:(919)549-1400
This report shall not be reproduced except in full, without the written approval of UL LLC

10.1.22. TX ABOVE 1 GHz 802.11ax HE40 MODE IN THE 5.6 GHz BAND

2TX CDD MODE – 484T

BANDEDGE (LOW CHANNEL)

HORIZONTAL RESULT

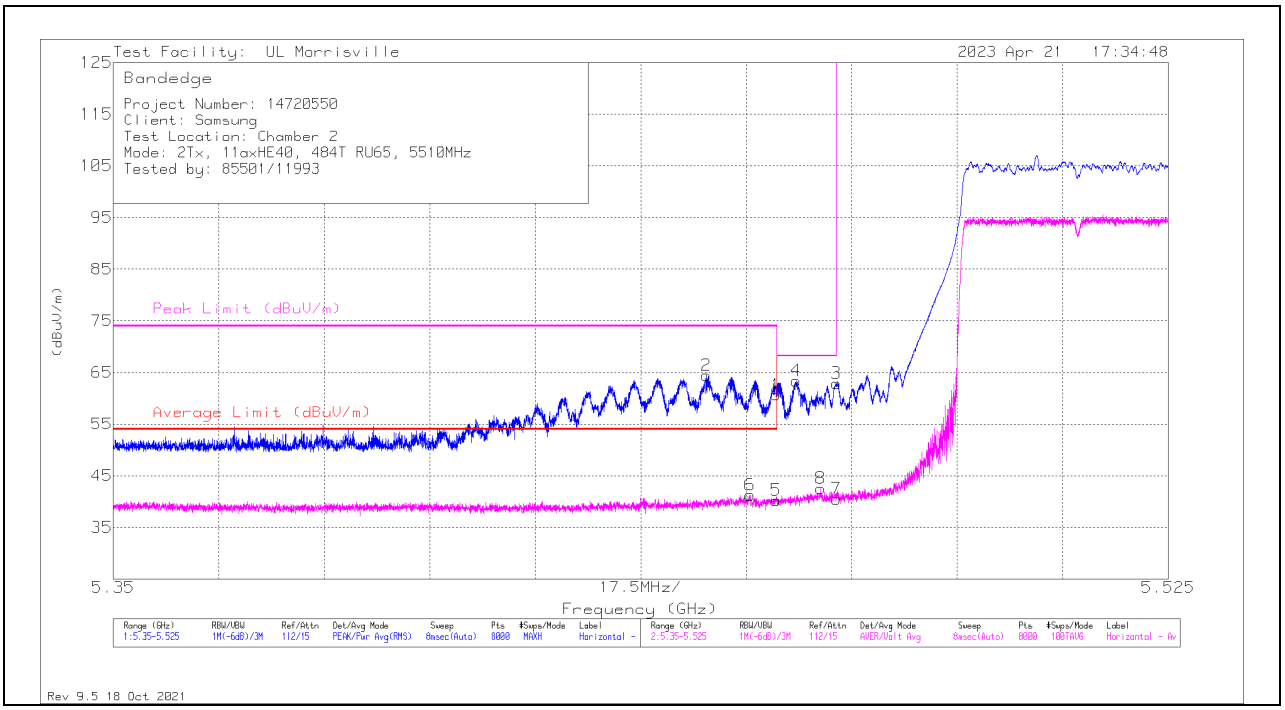

Marker	Frequency (GHz)	Meter Reading (dBuV)	Det	88761 (dB/m)	Gain/Loss (dB)	DC Corr (dB)	Corrected Reading (dBuV/m)	Average Limit (dBuV/m)	Margin (dB)	Peak Limit (dBuV/m)	PK Margin (dB)	Azimuth (Degs)	Height (cm)	Polarity
1	* ** 5.45998	49.47	Pk	34.5	-23.3	0	60.67	-	-	74	-13.33	239	119	H
2	* ** 5.44839	53.32	Pk	34.5	-23.4	0	64.42	-	-	74	-9.58	239	119	H
5	* ** 5.45998	29.04	ADV	34.5	-23.3	0	40.24	54	-13.76	-	-	239	118	H
6	* ** 5.45563	30.05	ADV	34.5	-23.3	0	41.25	54	-12.75	-	-	239	118	H
4	5.46326	52.29	Pk	34.5	-23.4	0	63.39	-	-	68.2	-4.81	239	119	H
8	5.46735	31.54	ADV	34.5	-23.5	0	42.54	-	-	-	-	239	118	H
3	5.46998	52	Pk	34.5	-23.6	0	62.9	-	-	68.2	-5.3	239	119	H
7	5.46998	29.64	ADV	34.5	-23.6	0	40.54	-	-	-	-	239	118	H

* - indicates frequency in CFR47 Pt 15 / IC RSS-Restricted Band
** - indicates frequency in Taiwan NCC LP0002 Restricted Band
Pk - Peak detector
ADV - Linear Voltage Average

UL LLC
12 Laboratory Drive, Research Triangle Park, NC 27709; USA TEL:(919)549-1400
This report shall not be reproduced except in full, without the written approval of UL LLC

VERTICAL RESULT

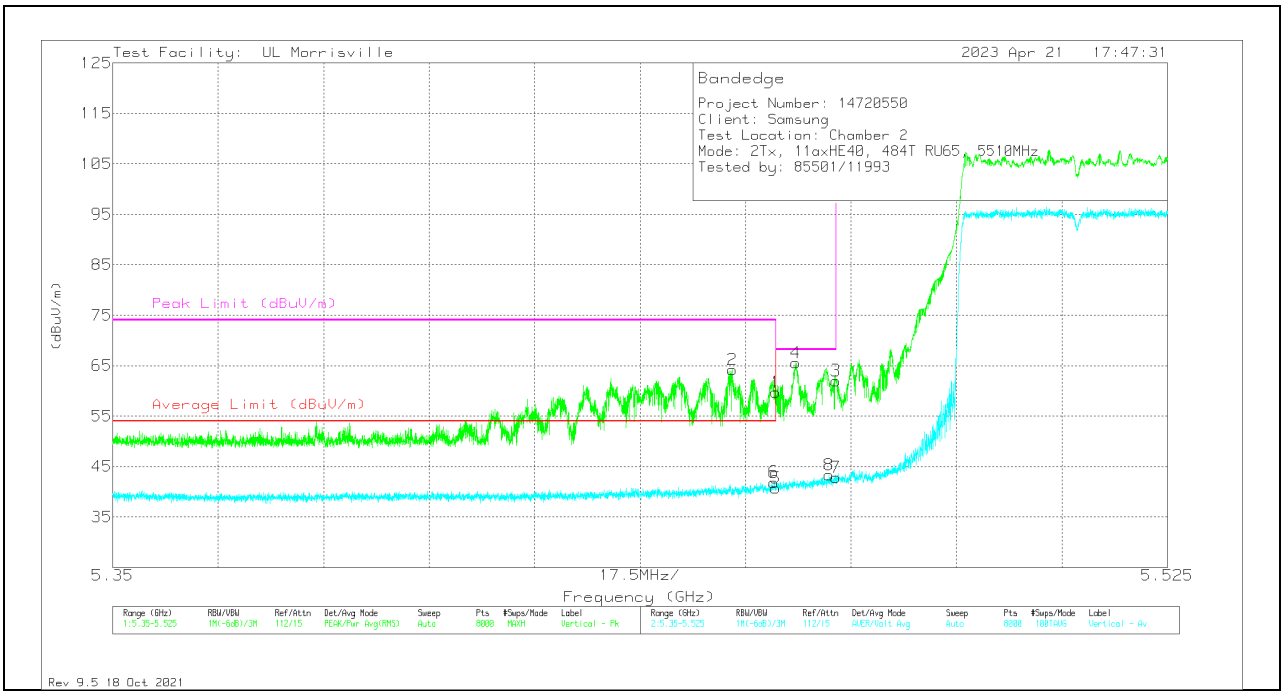

Marker	Frequency (GHz)	Meter Reading (dBuV)	Det	88761 (dB/m)	Gain/Loss (dB)	DC Corr (dB)	Corrected Reading (dBuV/m)	Average Limit (dBuV/m)	Margin (dB)	Peak Limit (dBuV/m)	PK Margin (dB)	Azimuth (Degs)	Height (cm)	Polarity
1	* ** 5.45998	48.48	Pk	34.5	-23.3	0	59.68	-	-	74	-14.32	214	229	V
2	* ** 5.45278	53	Pk	34.5	-23.3	0	64.2	-	-	74	-9.8	214	229	V
5	* ** 5.45998	29.53	ADV	34.5	-23.3	0	40.73	54	-13.27	-	-	214	229	V
6	* ** 5.45972	30.71	ADV	34.5	-23.3	0	41.91	54	-12.09	-	-	214	229	V
4	5.46335	54.47	Pk	34.5	-23.4	0	65.57	-	-	68.2	-2.63	214	229	V
8	5.46889	32.42	ADV	34.5	-23.6	0	43.32	-	-	-	-	214	229	V
3	5.46998	51.12	Pk	34.5	-23.6	0	62.02	-	-	68.2	-6.18	214	229	V
7	5.46998	31.96	ADV	34.5	-23.6	0	42.86	-	-	-	-	214	229	V

* - indicates frequency in CFR47 Pt 15 / IC RSS-Restricted Band
** - indicates frequency in Taiwan NCC LP0002 Restricted Band
Pk - Peak detector
ADV - Linear Voltage Average

UL LLC
12 Laboratory Drive, Research Triangle Park, NC 27709; USA TEL:(919)549-1400
This report shall not be reproduced except in full, without the written approval of UL LLC

BANDEDGE (HIGH CHANNEL)

HORIZONTAL RESULT

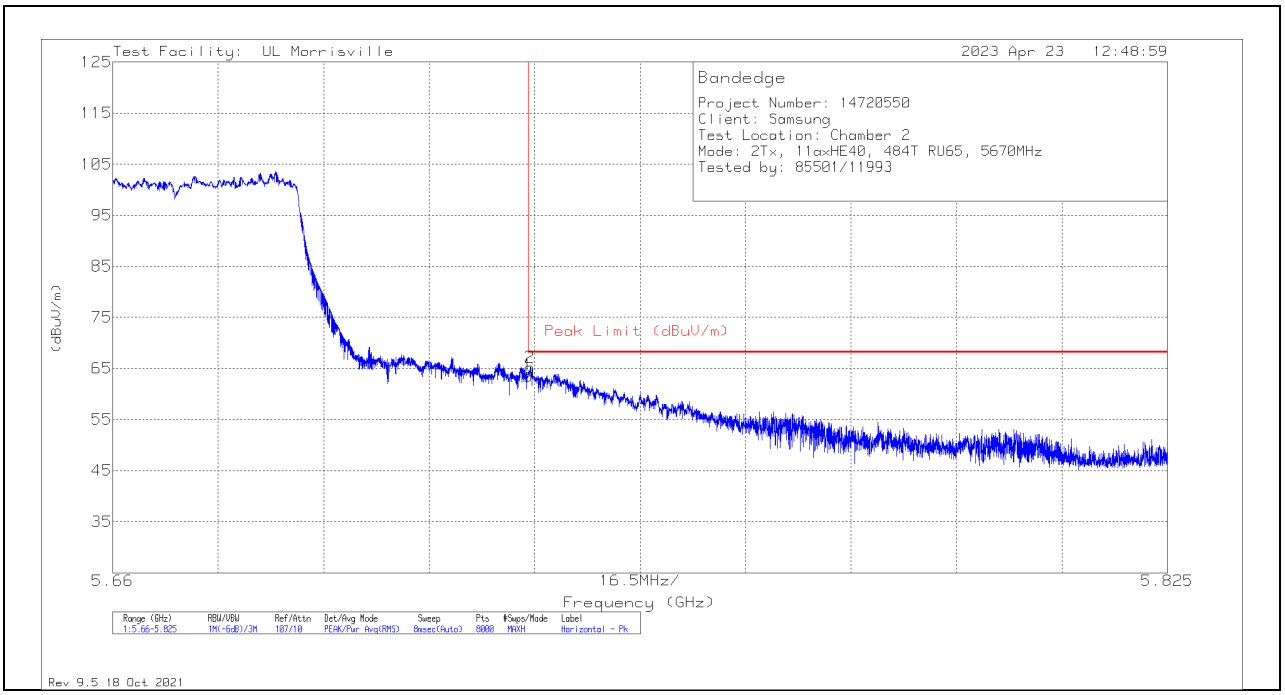

Marker	Frequency (GHz)	Meter Reading (dBuV)	Det	88761 (dB/m)	Gain/Loss (dB)	Corrected Reading (dBuV/m)	Peak Limit (dBuV/m)	PK Margin (dB)	Azimuth (Degs)	Height (cm)	Polarity
1	5.72502	52.37	Pk	34.6	-23.4	63.57	68.2	-4.63	74	113	H
2	5.72525	53.93	Pk	34.6	-23.3	65.23	68.2	-2.97	74	113	H

Pk - Peak detector

UL LLC
12 Laboratory Drive, Research Triangle Park, NC 27709; USA TEL:(919)549-1400
This report shall not be reproduced except in full, without the written approval of UL LLC

VERTICAL RESULT

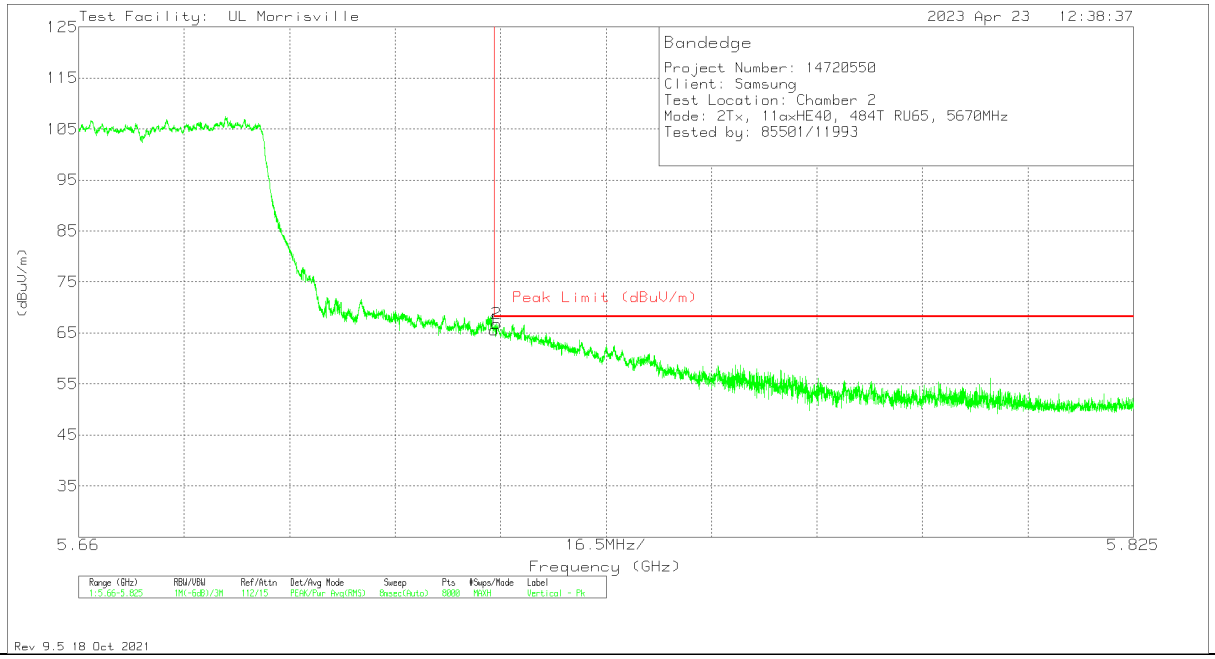

Marker	Frequency (GHz)	Meter Reading (dBuV)	Det	88761 (dB/m)	Gain/Loss (dB)	DC Corr (dB)	Corrected Reading (dBuV/m)	Peak Limit (dBuV/m)	PK Margin (dB)	Azimuth (Degs)	Height (cm)	Polarity
1	5.72502	54.35	Pk	34.6	-23.4	0	65.55	68.2	-2.65	212	250	V
2	5.72539	55.49	Pk	34.6	-23.3	0	66.79	68.2	-1.41	212	250	V

Pk - Peak detector

UL LLC
12 Laboratory Drive, Research Triangle Park, NC 27709; USA TEL:(919)549-1400
This report shall not be reproduced except in full, without the written approval of UL LLC

HARMONICS AND SPURIOUS EMISSIONS

LOW CHANNEL RESULTS

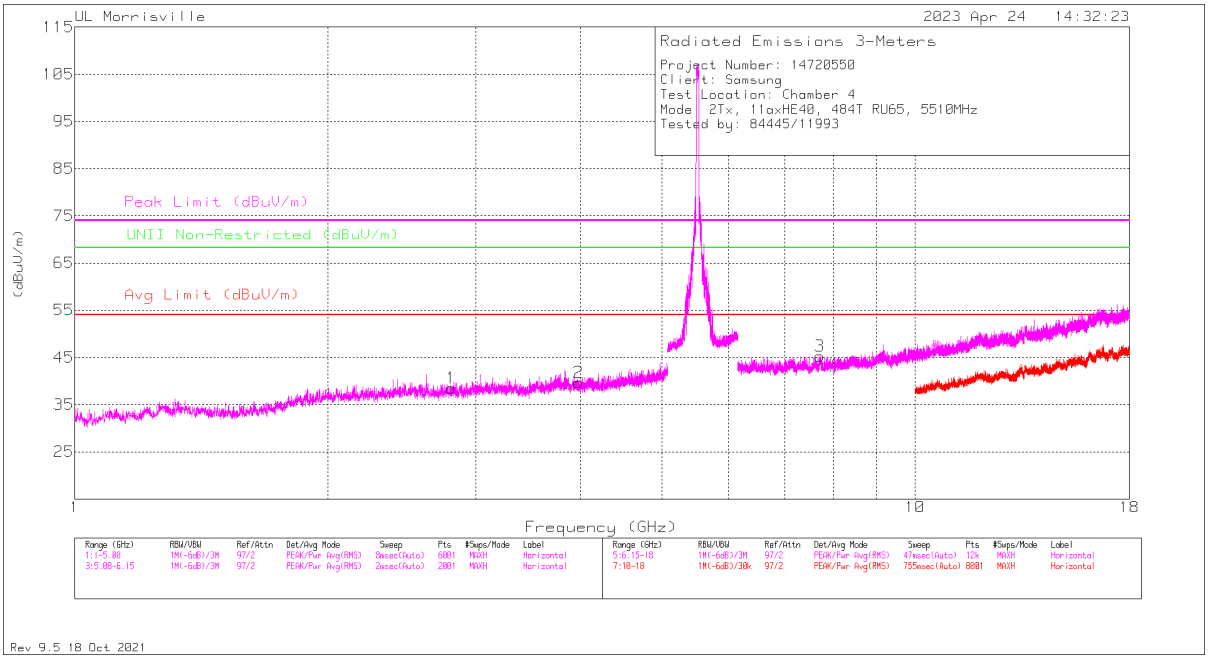

HORIZONTAL

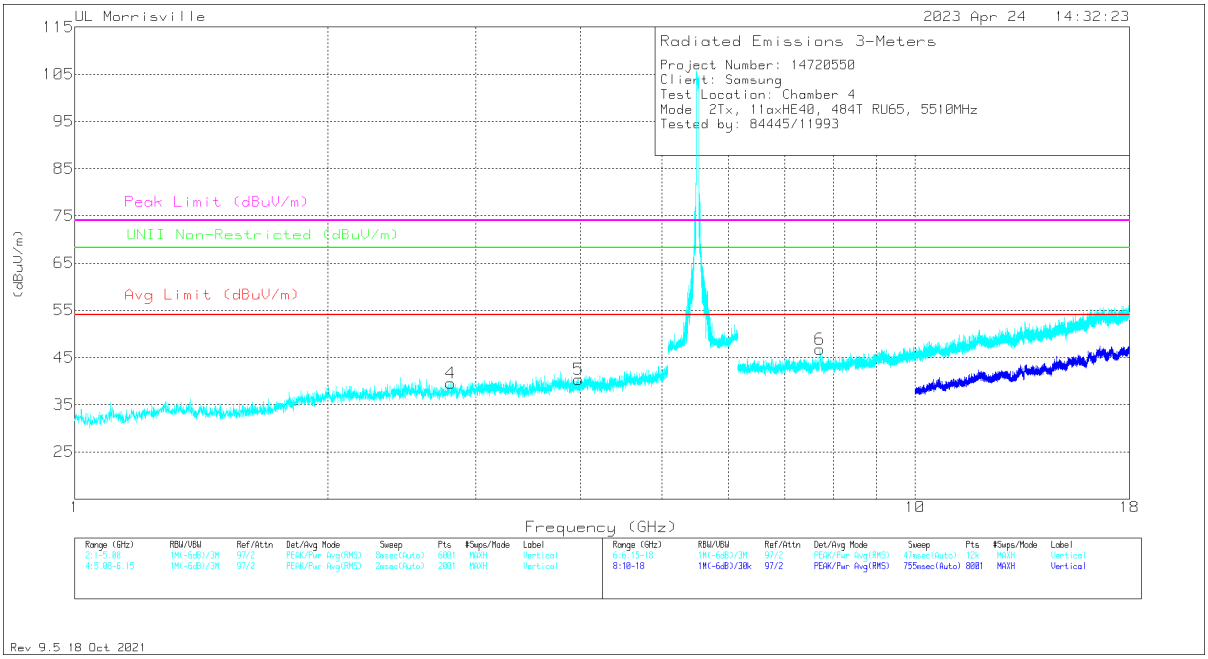

VERTICAL

UL LLC
12 Laboratory Drive, Research Triangle Park, NC 27709; USA TEL:(919)549-1400

This report shall not be reproduced except in full, without the written approval of UL LLC

RADIATED EMISSIONS

Marker	Frequency (GHz)	Meter Reading (dBuV)	Det	86408 (dB/m)	Gain/Loss (dB)	Corrected Reading (dBuV/m)	Avg Limit (dBuV/m)	Margin (dB)	Peak Limit (dBuV/m)	PK Margin (dB)	UNII Non-Restricted (dBuV/m)	PK Margin (dB)	Azimuth (Degs)	Height (cm)	Polarity
1	* ** 2.80812	41.36	Pk	32.6	-35.5	38.46	54	-15.54	74	-35.54	-	-	0-360	100	H
2	* ** 3.9784	39.49	Pk	33.4	-33.2	39.69	54	-14.31	74	-34.31	-	-	0-360	100	H
4	* ** 2.80132	42.6	Pk	32.6	-35.6	39.6	54	-14.4	74	-34.4	-	-	0-360	200	V
5	* ** 3.98044	40.21	Pk	33.4	-33.2	40.41	54	-13.59	74	-33.59	-	-	0-360	200	V
3	* ** 7.69939	37.53	Pk	35.7	-27.9	45.33	54	-8.67	74	-28.67	-	-	0-360	100	H
6	* ** 7.70334	38.99	Pk	35.7	-28	46.69	54	-7.31	74	-27.31	-	-	0-360	200	V

* - indicates frequency in CFR47 Pt 15 / IC RSS-Restricted Band
** - indicates frequency in Taiwan NCC LP0002 Restricted Band
Pk - Peak detector

UL LLC
12 Laboratory Drive, Research Triangle Park, NC 27709; USA TEL:(919)549-1400
This report shall not be reproduced except in full, without the written approval of UL LLC

MID CHANNEL RESULTS

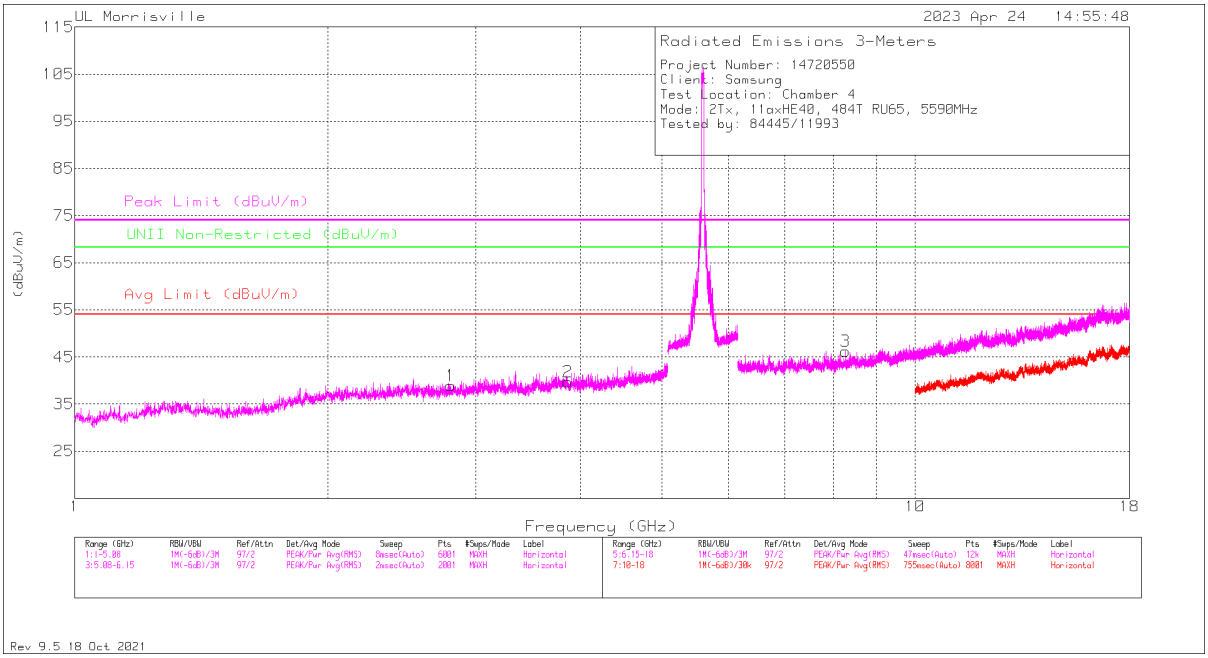

HORIZONTAL

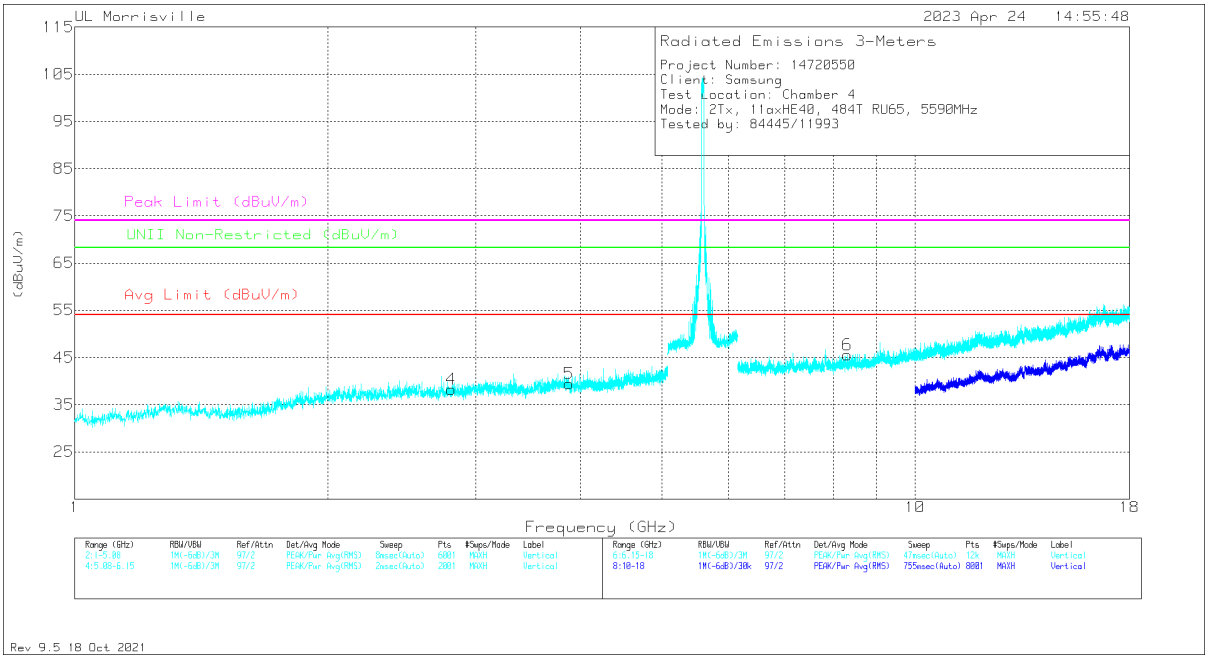

VERTICAL

UL LLC
12 Laboratory Drive, Research Triangle Park, NC 27709; USA TEL:(919)549-1400

This report shall not be reproduced except in full, without the written approval of UL LLC

RADIATED EMISSIONS

Marker	Frequency (GHz)	Meter Reading (dBuV)	Det	86408 (dB/m)	Gain/Loss (dB)	Corrected Reading (dBuV/m)	Avg Limit (dBuV/m)	Margin (dB)	Peak Limit (dBuV/m)	PK Margin (dB)	UNII Non-Restricted (dBuV/m)	PK Margin (dB)	Azimuth (Degs)	Height (cm)	Polarity
1	* ** 2.80064	41.86	Pk	32.6	-35.6	38.86	54	-15.14	74	-35.14	-	-	0-360	100	H
2	* ** 3.8628	38.73	Pk	33.5	-32.5	39.73	54	-14.27	74	-34.27	-	-	0-360	100	H
4	* ** 2.80676	41.26	Pk	32.6	-35.6	38.26	54	-15.74	74	-35.74	-	-	0-360	200	V
5	* ** 3.87912	38.89	Pk	33.5	-33	39.39	54	-14.61	74	-34.61	-	-	0-360	200	V
3	* ** 8.27313	37.83	Pk	35.7	-27.3	46.23	54	-7.77	74	-27.77	-	-	0-360	100	H
6	* ** 8.31164	37.09	Pk	35.7	-27.2	45.59	54	-8.41	74	-28.41	-	-	0-360	200	V

* - indicates frequency in CFR47 Pt 15 / IC RSS-Restricted Band
** - indicates frequency in Taiwan NCC LP0002 Restricted Band
Pk - Peak detector

UL LLC
12 Laboratory Drive, Research Triangle Park, NC 27709; USA TEL:(919)549-1400
This report shall not be reproduced except in full, without the written approval of UL LLC

HIGH CHANNEL RESULTS

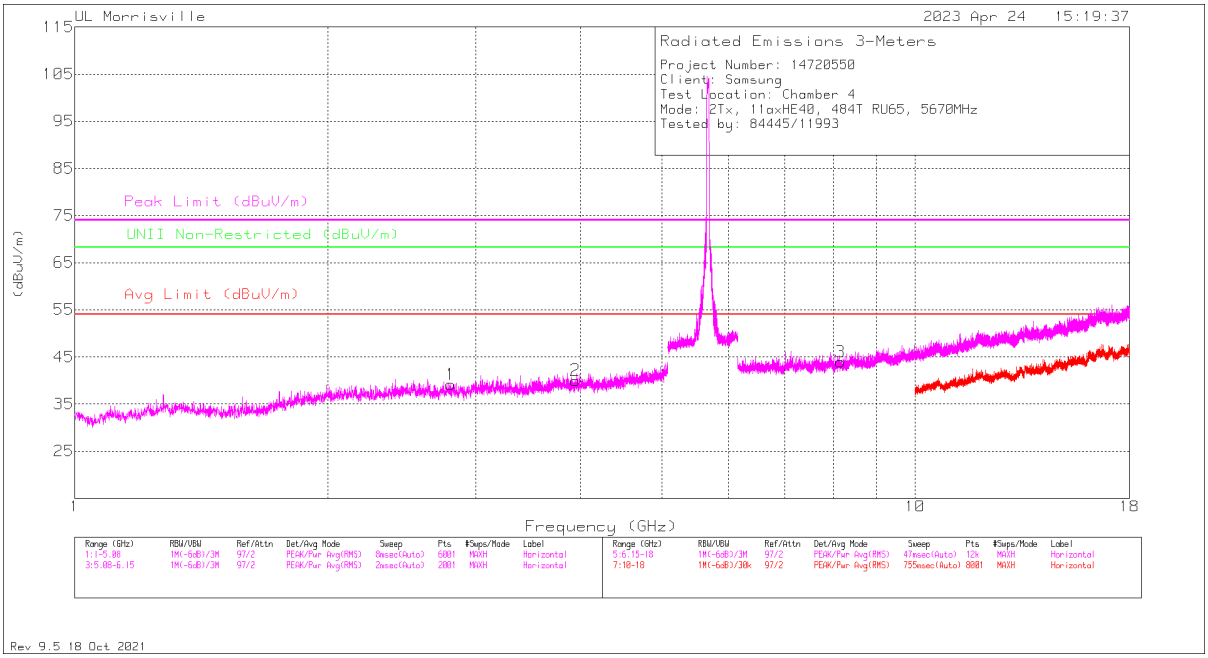

HORIZONTAL

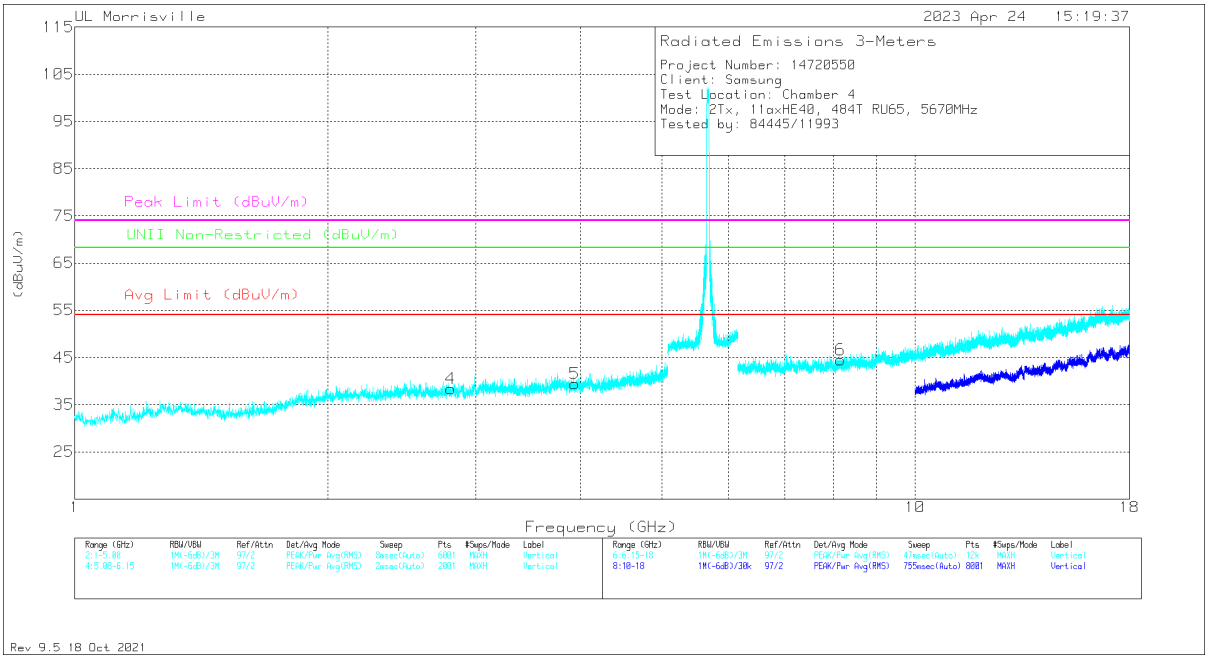

VERTICAL

UL LLC
12 Laboratory Drive, Research Triangle Park, NC 27709; USA TEL:(919)549-1400

This report shall not be reproduced except in full, without the written approval of UL LLC

RADIATED EMISSIONS

Marker	Frequency (GHz)	Meter Reading (dBuV)	Det	86408 (dB/m)	Gain/Loss (dB)	Corrected Reading (dBuV/m)	Avg Limit (dBuV/m)	Margin (dB)	Peak Limit (dBuV/m)	PK Margin (dB)	UNII Non-Restricted (dBuV/m)	PK Margin (dB)	Azimuth (Degs)	Height (cm)	Polarity
1	* ** 2.80336	42.17	Pk	32.6	-35.6	39.17	54	-14.83	74	-34.83	-	-	0-360	100	H
2	* ** 3.94032	39.72	Pk	33.4	-33.1	40.02	54	-13.98	74	-33.98	-	-	0-360	100	H
4	* ** 2.80404	41.38	Pk	32.6	-35.6	38.38	54	-15.62	74	-35.62	-	-	0-360	200	V
5	* ** 3.93488	38.97	Pk	33.5	-33.1	39.37	54	-14.63	74	-34.63	-	-	0-360	200	V
3	* ** 8.1566	35.27	Pk	35.7	-27	43.97	54	-10.03	74	-30.03	-	-	0-360	100	H
6	* ** 8.15956	35.64	Pk	35.7	-26.9	44.44	54	-9.56	74	-29.56	-	-	0-360	200	V

* - indicates frequency in CFR47 Pt 15 / IC RSS-Restricted Band
** - indicates frequency in Taiwan NCC LP0002 Restricted Band
Pk - Peak detector

UL LLC
12 Laboratory Drive, Research Triangle Park, NC 27709; USA TEL:(919)549-1400
This report shall not be reproduced except in full, without the written approval of UL LLC

10.1.23. TX ABOVE 1 GHz 802.11ax HE80 MODE IN THE 5.6 GHz BAND

2TX CDD MODE – 996T

BANDEDGE (LOW CHANNEL)

HORIZONTAL RESULT

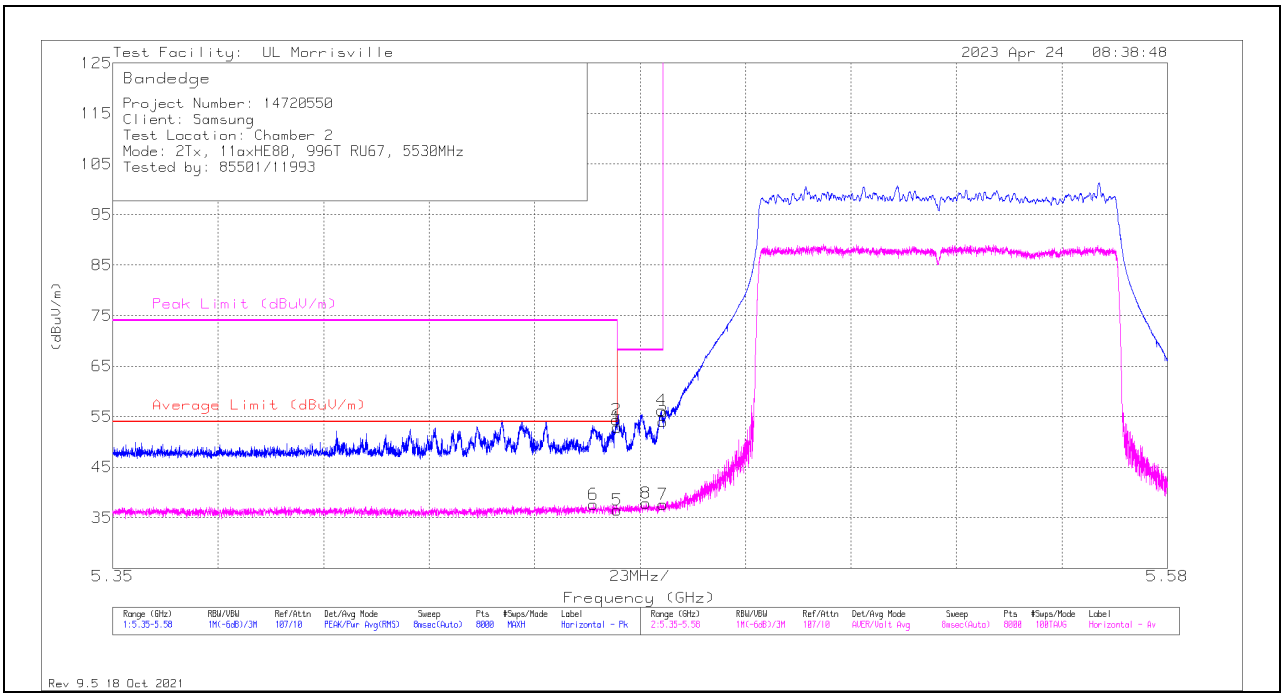

Marker	Frequency (GHz)	Meter Reading (dBuV)	Det	88761 (dB/m)	Gain/Loss (dB)	DC Corr (dB)	Corrected Reading (dBuV/m)	Average Limit (dBuV/m)	Margin (dB)	Peak Limit (dBuV/m)	PK Margin (dB)	Azimuth (Degs)	Height (cm)	Polarity
1	* ** 5.45998	41.73	Pk	34.5	-23.3	0	52.93	-	-	74	-21.07	208	129	H
2	* ** 5.45987	43.17	Pk	34.5	-23.3	0	54.37	-	-	74	-19.63	208	129	H
5	* ** 5.45998	25.32	ADV	34.5	-23.3	0	36.52	54	-17.48	-	-	208	129	H
6	* ** 5.45481	26.42	ADV	34.5	-23.3	0	37.62	54	-16.38	-	-	208	129	H
8	5.46631	26.83	ADV	34.5	-23.5	0	37.83	-	-	-	-	208	129	H
4	5.4697	45.37	Pk	34.5	-23.6	0	56.27	-	-	68.2	-11.93	208	129	H
3	5.46999	43.11	Pk	34.5	-23.6	0	54.01	-	-	68.2	-14.19	208	129	H
7	5.46999	26.75	ADV	34.5	-23.6	0	37.65	-	-	-	-	208	129	H

* - indicates frequency in CFR47 Pt 15 / IC RSS-Restricted Band
** - indicates frequency in Taiwan NCC LP0002 Restricted Band
Pk - Peak detector
ADV - Linear Voltage Average

UL LLC
12 Laboratory Drive, Research Triangle Park, NC 27709; USA TEL:(919)549-1400
This report shall not be reproduced except in full, without the written approval of UL LLC

VERTICAL RESULT

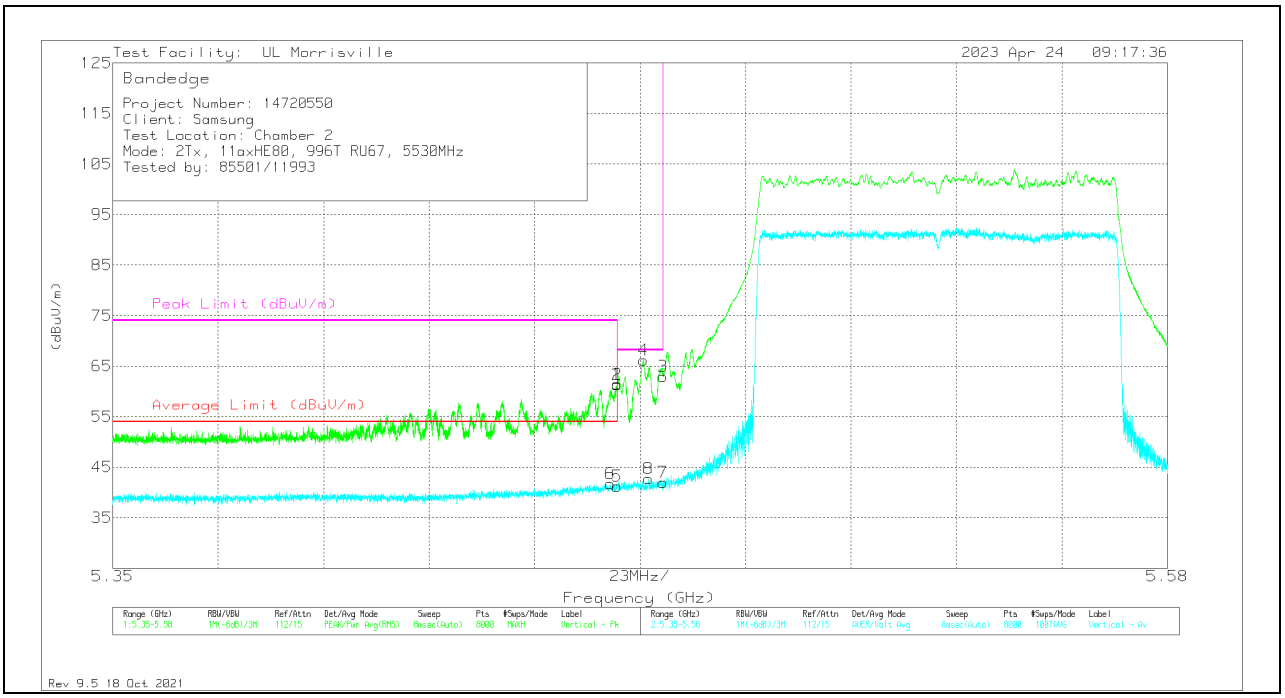

Marker	Frequency (GHz)	Meter Reading (dBuV)	Det	88761 (dB/m)	Gain/Loss (dB)	DC Corr (dB)	Corrected Reading (dBuV/m)	Average Limit (dBuV/m)	Margin (dB)	Peak Limit (dBuV/m)	PK Margin (dB)	Azimuth (Degs)	Height (cm)	Polarity
1	* ** 5.45998	50.3	Pk	34.5	-23.3	0	61.5	-	-	74	-12.5	212	249	V
2	* ** 5.45996	50.18	Pk	34.5	-23.3	0	61.38	-	-	74	-12.62	212	249	V
5	* ** 5.45998	30.02	ADV	34.5	-23.3	0	41.22	54	-12.78	-	-	212	249	V
6	* ** 5.45849	30.47	ADV	34.5	-23.3	0	41.67	54	-12.33	-	-	212	249	V
4	5.46568	55.2	Pk	34.5	-23.5	0	66.2	-	-	68.2	-2	212	249	V
8	5.4668	31.7	ADV	34.5	-23.5	0	42.7	-	-	-	-	212	249	V
3	5.46999	52.03	Pk	34.5	-23.6	0	62.93	-	-	68.2	-5.27	212	249	V
7	5.46999	31.02	ADV	34.5	-23.6	0	41.92	-	-	-	-	212	249	V

* - indicates frequency in CFR47 Pt 15 / IC RSS-Restricted Band
** - indicates frequency in Taiwan NCC LP0002 Restricted Band
Pk - Peak detector
ADV - Linear Voltage Average

UL LLC
12 Laboratory Drive, Research Triangle Park, NC 27709; USA TEL:(919)549-1400
This report shall not be reproduced except in full, without the written approval of UL LLC

BANDEDGE (HIGH CHANNEL)

HORIZONTAL RESULT

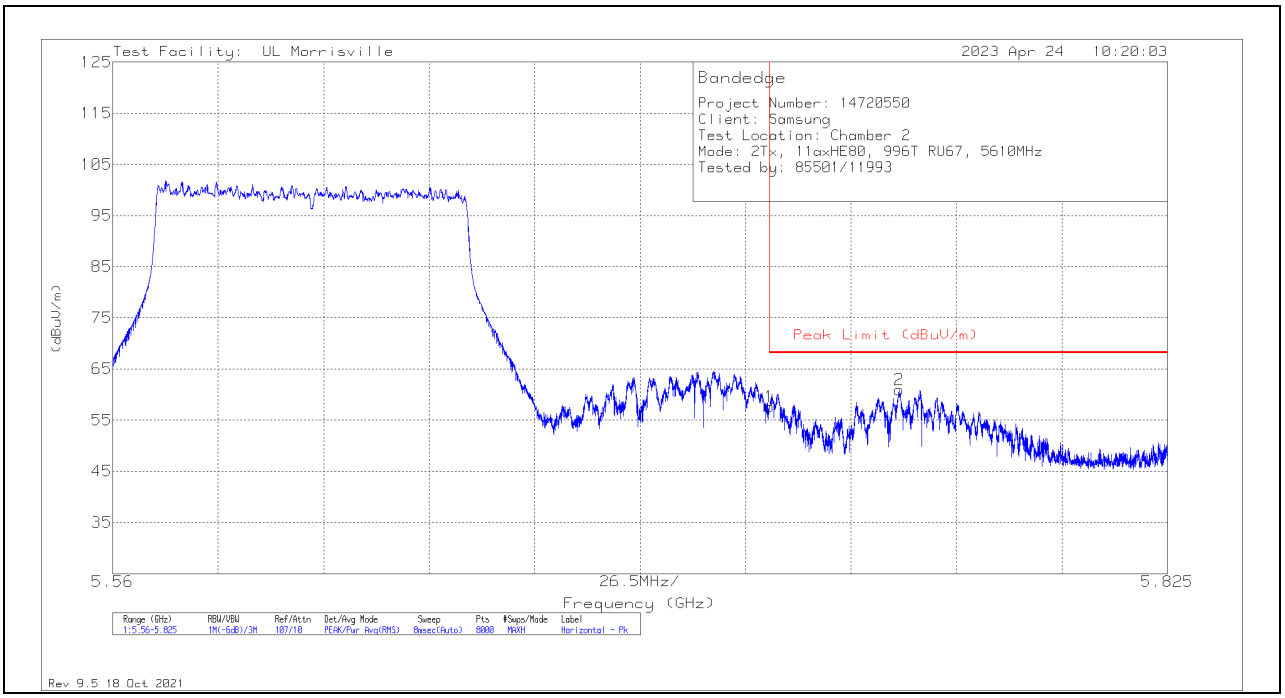

Marker	Frequency (GHz)	Meter Reading (dBuV)	Det	88761 (dB/m)	Gain/Loss (dB)	DC Corr (dB)	Corrected Reading (dBuV/m)	Peak Limit (dBuV/m)	PK Margin (dB)	Azimuth (Degs)	Height (cm)	Polarity
1	5.72502	46.38	Pk	34.6	-23.4	0	57.58	68.2	-10.62	93	117	H
2	5.75755	49.54	Pk	34.6	-23.2	0	60.94	68.2	-7.26	93	117	H

Pk - Peak detector

UL LLC
12 Laboratory Drive, Research Triangle Park, NC 27709; USA TEL:(919)549-1400
This report shall not be reproduced except in full, without the written approval of UL LLC

VERTICAL RESULT

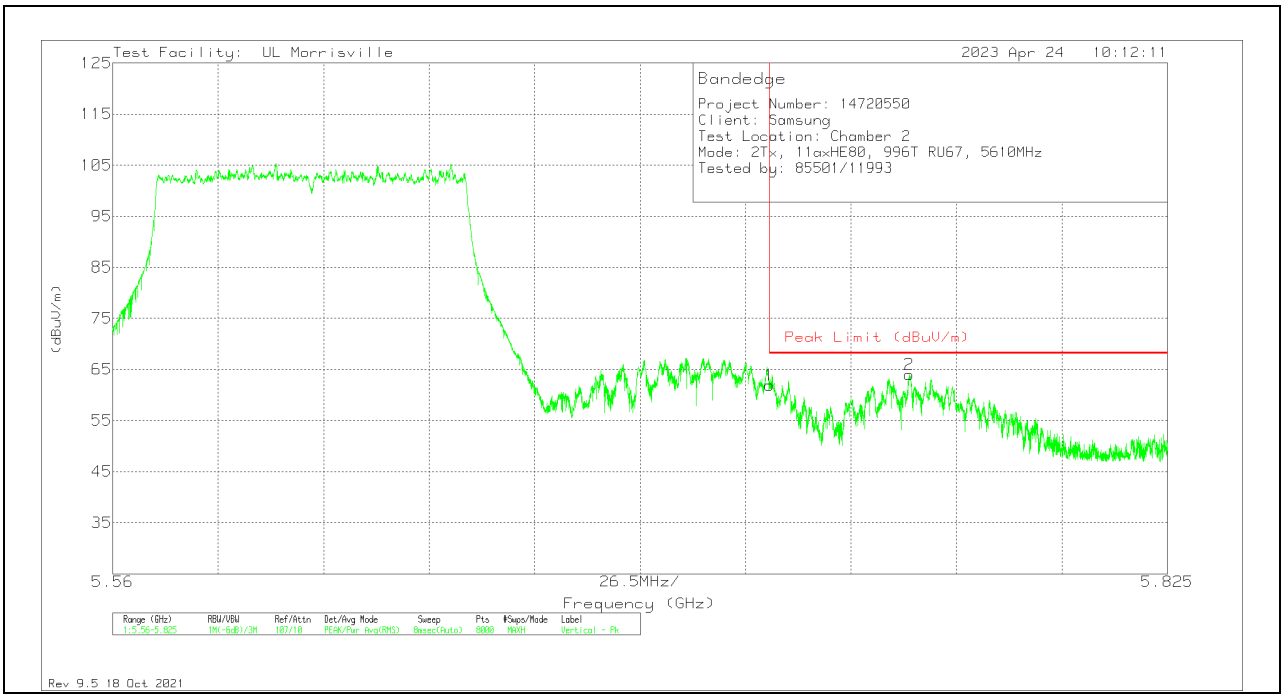

Marker	Frequency (GHz)	Meter Reading (dBuV)	Det	88761 (dB/m)	Gain/Loss (dB)	DC Corr (dB)	Corrected Reading (dBuV/m)	Peak Limit (dBuV/m)	PK Margin (dB)	Azimuth (Degs)	Height (cm)	Polarity
1	5.72502	50.7	Pk	34.6	-23.4	0	61.9	68.2	-6.3	215	219	V
2	5.76007	52.57	Pk	34.6	-23.2	0	63.97	68.2	-4.23	215	219	V

Pk - Peak detector

UL LLC
12 Laboratory Drive, Research Triangle Park, NC 27709; USA TEL:(919)549-1400
This report shall not be reproduced except in full, without the written approval of UL LLC

10.1.24. TX ABOVE 1 GHz 802.11ax HE160 MODE IN THE 5.6 GHz BAND

2TX CDD MODE – 2x996T

BANDEDGE (LOW CHANNEL)

HORIZONTAL RESULT

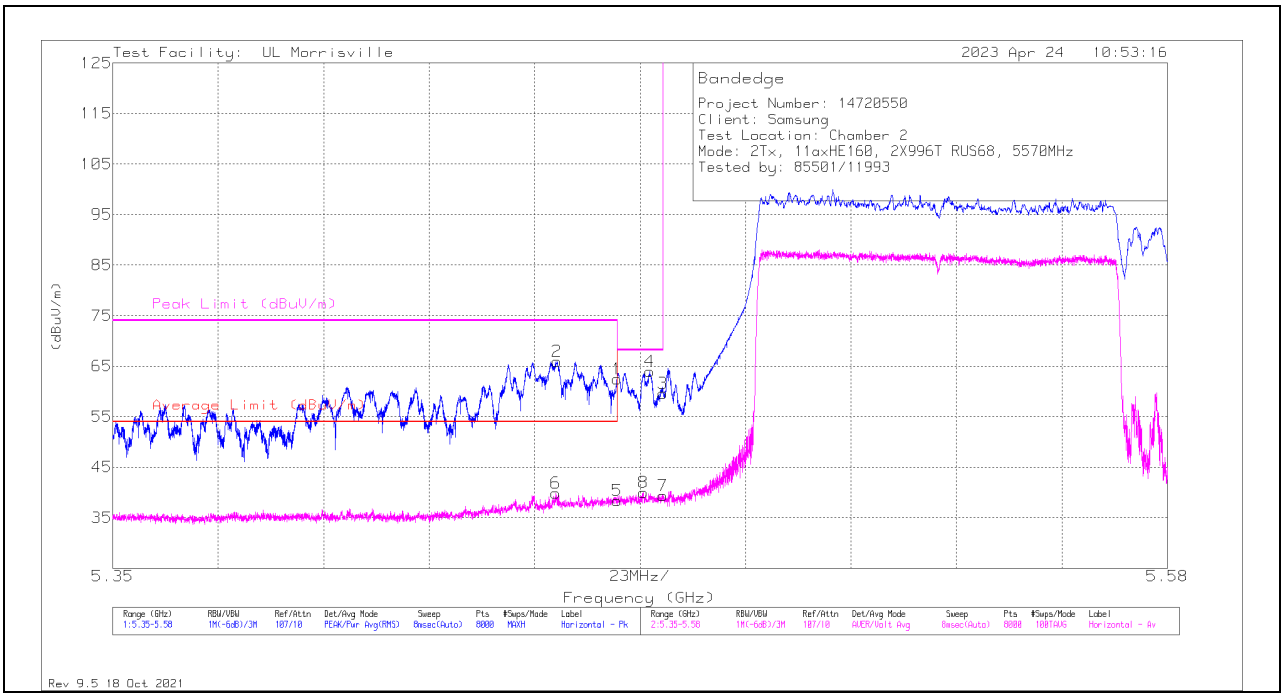

Marker	Frequency (GHz)	Meter Reading (dBuV)	Det	88761 (dB/m)	Gain/Loss (dB)	DC Corr (dB)	Corrected Reading (dBuV/m)	Average Limit (dBuV/m)	Margin (dB)	Peak Limit (dBuV/m)	PK Margin (dB)	Azimuth (Degs)	Height (cm)	Polarity
1	* ** 5.45998	51.24	Pk	34.5	-23.3	0	62.44	-	-	74	-11.56	316	141	H
2	* ** 5.44687	54.87	Pk	34.5	-23.4	0	65.97	-	-	74	-8.03	316	141	H
5	* ** 5.45998	27.21	ADV	34.5	-23.3	0	38.41	54	-15.59	-	-	316	141	H
6	* ** 5.44661	28.72	ADV	34.5	-23.4	0	39.82	54	-14.18	-	-	316	141	H
8	5.46571	29	ADV	34.5	-23.5	0	40	-	-	-	-	316	141	H
4	5.46714	52.9	Pk	34.5	-23.5	0	63.9	-	-	68.2	-4.3	316	141	H
3	5.46999	48.7	Pk	34.5	-23.6	0	59.6	-	-	68.2	-8.6	316	141	H
7	5.46999	28.42	ADV	34.5	-23.6	0	39.32	-	-	-	-	316	141	H

* - indicates frequency in CFR47 Pt 15 / IC RSS-Restricted Band
** - indicates frequency in Taiwan NCC LP0002 Restricted Band
Pk - Peak detector
ADV - Linear Voltage Average

UL LLC
12 Laboratory Drive, Research Triangle Park, NC 27709; USA TEL:(919)549-1400
This report shall not be reproduced except in full, without the written approval of UL LLC

VERTICAL RESULT

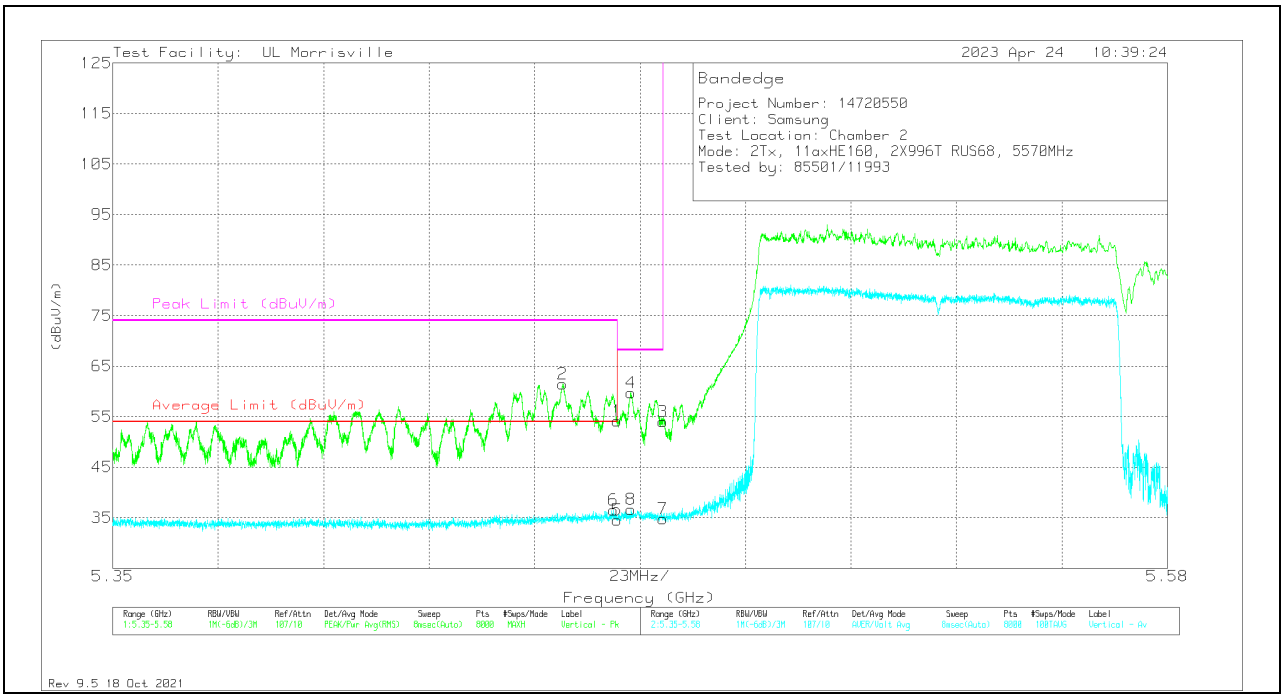

Marker	Frequency (GHz)	Meter Reading (dBuV)	Det	88761 (dB/m)	Gain/Loss (dB)	DC Corr (dB)	Corrected Reading (dBuV/m)	Average Limit (dBuV/m)	Margin (dB)	Peak Limit (dBuV/m)	PK Margin (dB)	Azimuth (Degs)	Height (cm)	Polarity
1	* ** 5.45998	42.91	Pk	34.5	-23.3	0	54.11	-	-	74	-19.89	259	260	V
2	* ** 5.44811	50.35	Pk	34.5	-23.4	0	61.45	-	-	74	-12.55	259	260	V
5	* ** 5.45998	23.32	ADV	34.5	-23.3	0	34.52	54	-19.48	-	-	259	260	V
6	* ** 5.45924	25.29	ADV	34.5	-23.3	0	36.49	54	-17.51	-	-	259	260	V
4	5.463	48.66	Pk	34.5	-23.4	0	59.76	-	-	68.2	-8.44	259	260	V
8	5.463	25.59	ADV	34.5	-23.4	0	36.69	-	-	-	-	259	260	V
3	5.46999	43.07	Pk	34.5	-23.6	0	53.97	-	-	68.2	-14.23	259	260	V
7	5.46999	23.88	ADV	34.5	-23.6	0	34.78	-	-	-	-	259	260	V

* - indicates frequency in CFR47 Pt 15 / IC RSS-Restricted Band
** - indicates frequency in Taiwan NCC LP0002 Restricted Band
Pk - Peak detector
ADV - Linear Voltage Average

UL LLC
12 Laboratory Drive, Research Triangle Park, NC 27709; USA TEL:(919)549-1400
This report shall not be reproduced except in full, without the written approval of UL LLC

BANDEDGE (HIGH CHANNEL)

HORIZONTAL RESULT

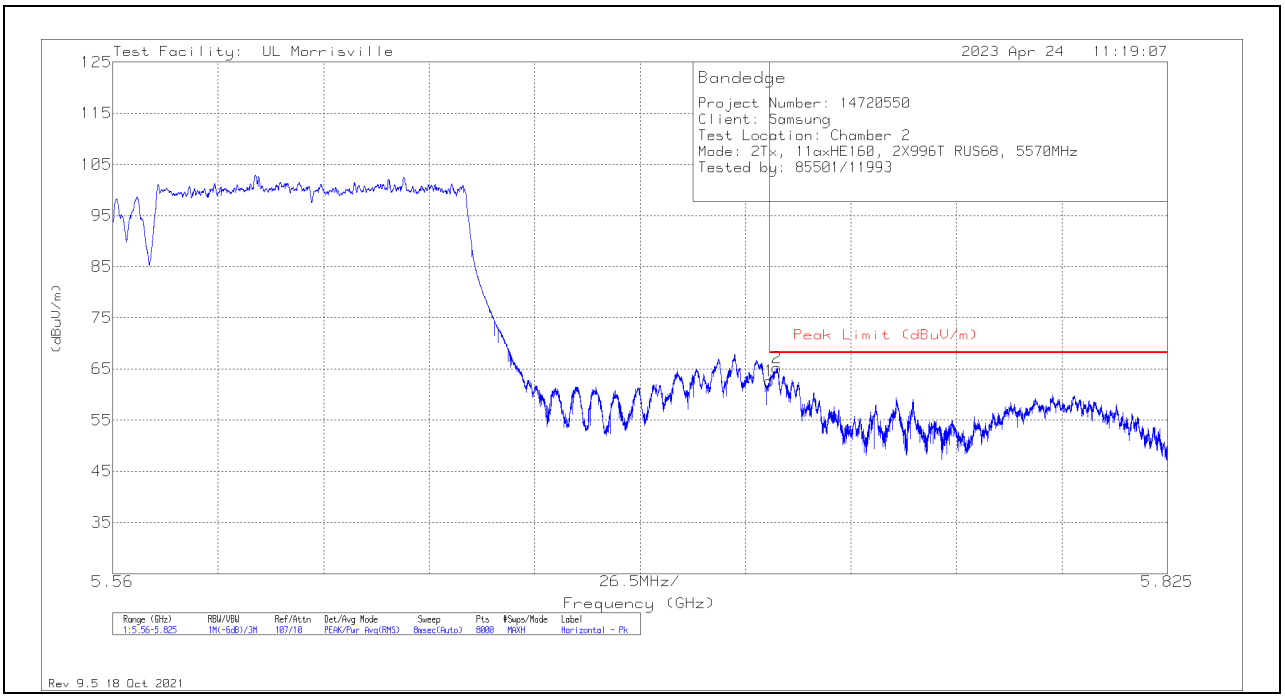

Marker	Frequency (GHz)	Meter Reading (dBuV)	Det	88761 (dB/m)	Gain/Loss (dB)	DC Corr (dB)	Corrected Reading (dBuV/m)	Peak Limit (dBuV/m)	PK Margin (dB)	Azimuth (Degs)	Height (cm)	Polarity
1	5.72502	51.48	Pk	34.6	-23.4	0	62.68	68.2	-5.52	210	110	H
2	5.72684	53.77	Pk	34.6	-23.2	0	65.17	68.2	-3.03	210	110	H

Pk - Peak detector

UL LLC
12 Laboratory Drive, Research Triangle Park, NC 27709; USA TEL:(919)549-1400
This report shall not be reproduced except in full, without the written approval of UL LLC

VERTICAL RESULT

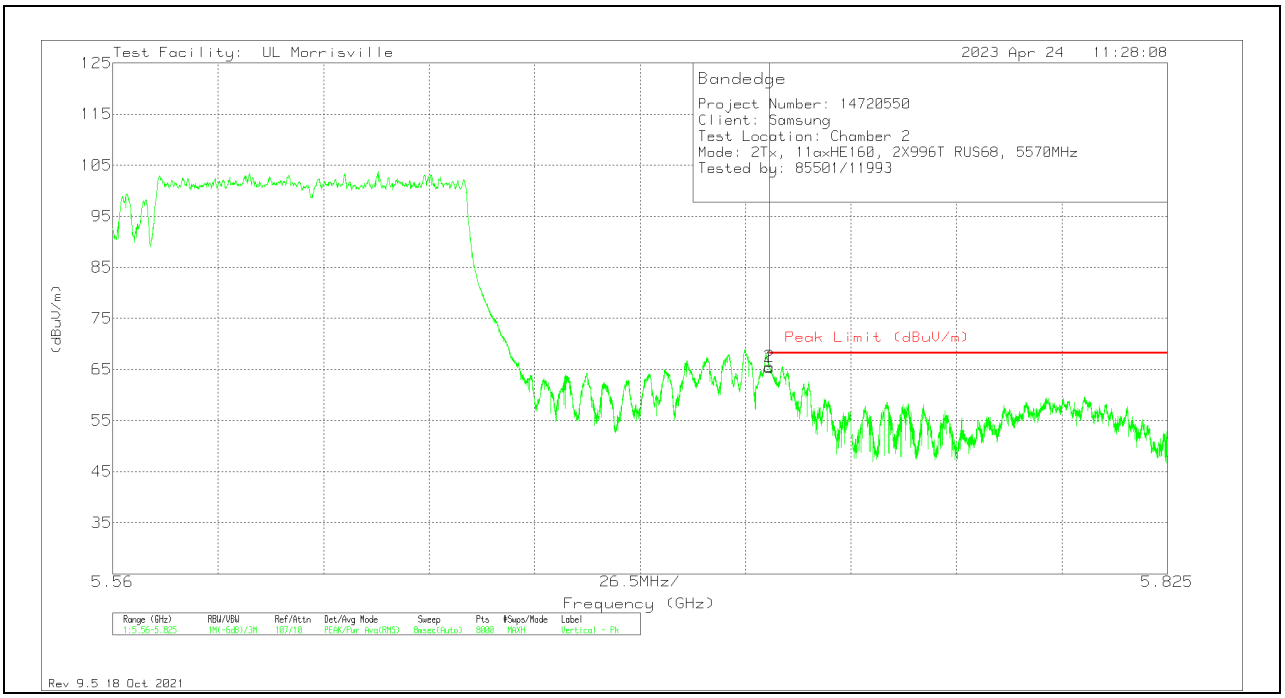

Marker	Frequency (GHz)	Meter Reading (dBuV)	Det	88761 (dB/m)	Gain/Loss (dB)	DC Corr (dB)	Corrected Reading (dBuV/m)	Peak Limit (dBuV/m)	PK Margin (dB)	Azimuth (Degs)	Height (cm)	Polarity
1	5.72502	54.17	Pk	34.6	-23.4	0	65.37	68.2	-2.83	210	238	V
2	5.72505	54.44	Pk	34.6	-23.4	0	65.64	68.2	-2.56	210	238	V

Pk - Peak detector

UL LLC
12 Laboratory Drive, Research Triangle Park, NC 27709; USA TEL:(919)549-1400
This report shall not be reproduced except in full, without the written approval of UL LLC

10.1.25. TX ABOVE 1 GHz 802.11a MODE IN THE 5.8 GHz BAND

2TX CDD MODE

BANDEDGE (LOW CHANNEL)

HORIZONTAL RESULT

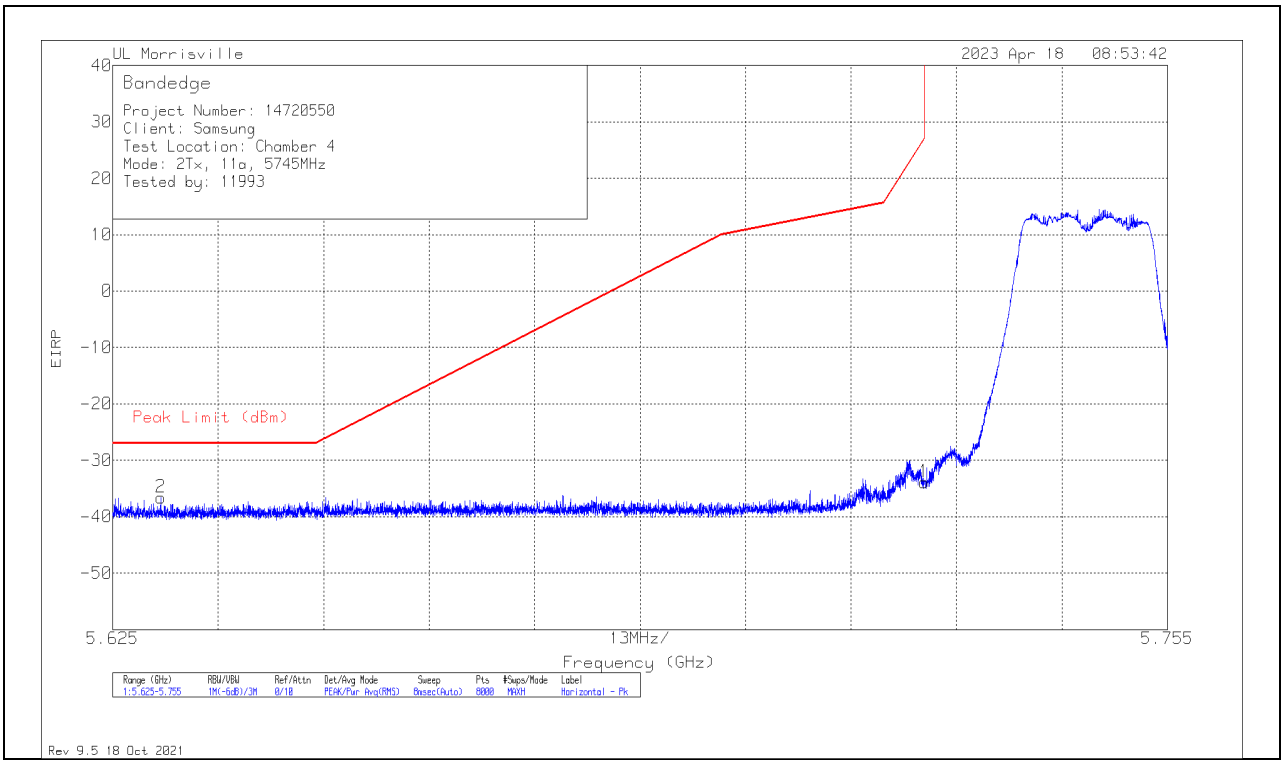

Marker	Frequency (GHz)	Meter Reading (dBm)	Det	86408 (dB/m)	Gain/Loss (dB)	Conversion Factor (dB)	Corrected Reading EIRP	Peak Limit (dBm)	PK Margin (dB)	Azimuth (Degs)	Height (cm)	Polarity
2	5.63092	-73.66	Pk	34.8	-9.5	11.8	-36.56	-27	-9.56	223	115	H
1	5.725	-71.25	Pk	34.8	-9.2	11.8	-33.85	27	-60.85	223	115	H

Pk - Peak detector

UL LLC
12 Laboratory Drive, Research Triangle Park, NC 27709; USA TEL:(919)549-1400
This report shall not be reproduced except in full, without the written approval of UL LLC

VERTICAL RESULT

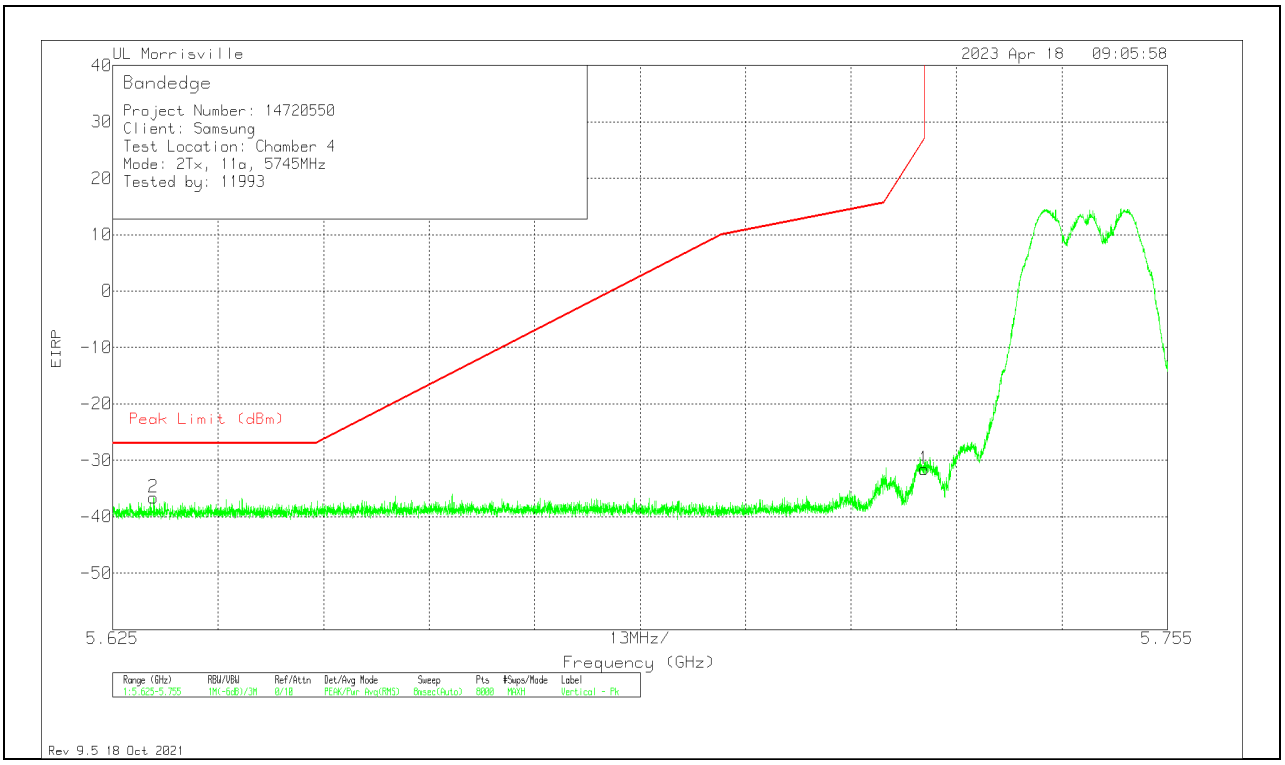

Marker	Frequency (GHz)	Meter Reading (dBm)	Det	86408 (dB/m)	Gain/Loss (dB)	Conversion Factor (dB)	Corrected Reading EIRP	Peak Limit (dBm)	PK Margin (dB)	Azimuth (Degs)	Height (cm)	Polarity
2	5.63004	-73.68	Pk	34.8	-9.5	11.8	-36.58	-27	-9.58	204	258	V
1	5.725	-68.94	Pk	34.8	-9.2	11.8	-31.54	27	-58.54	204	258	V

Pk - Peak detector

UL LLC
12 Laboratory Drive, Research Triangle Park, NC 27709; USA TEL:(919)549-1400
This report shall not be reproduced except in full, without the written approval of UL LLC

BANDEDGE (HIGH CHANNEL)

HORIZONTAL RESULT

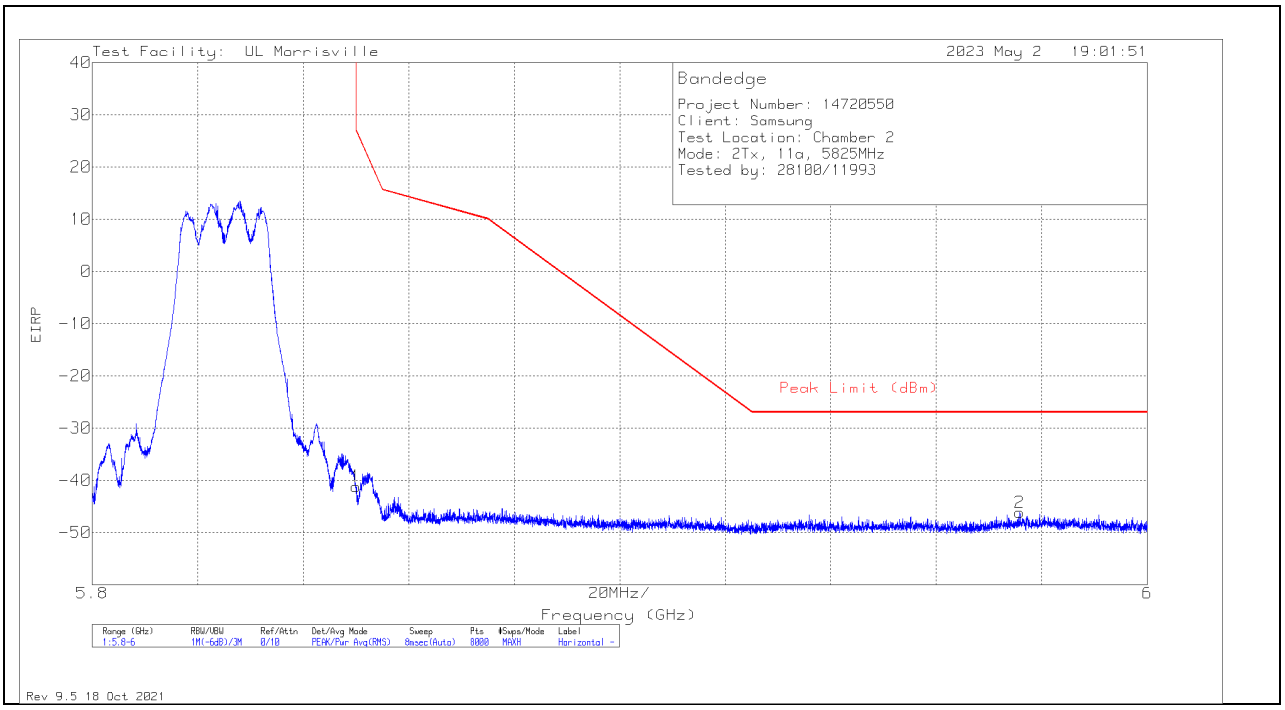

Marker	Frequency (GHz)	Meter Reading (dBm)	Det	88761 (dB/m)	Gain/Loss (dB)	Conversion Factor (dB)	DC Corr (dB)	Corrected Reading EIRP	Peak Limit (dBm)	PK Margin (dB)	Azimuth (Degs)	Height (cm)	Polarity
1	5.85001	-64.91	Pk	34.8	-22.9	11.8	0	-41.21	26.99	-68.2	91	110	H
2	5.97585	-70.66	Pk	35.1	-22.4	11.8	0	-46.16	-27	-19.16	91	110	H

Pk - Peak detector

UL LLC
12 Laboratory Drive, Research Triangle Park, NC 27709; USA TEL:(919)549-1400
This report shall not be reproduced except in full, without the written approval of UL LLC

VERTICAL RESULT

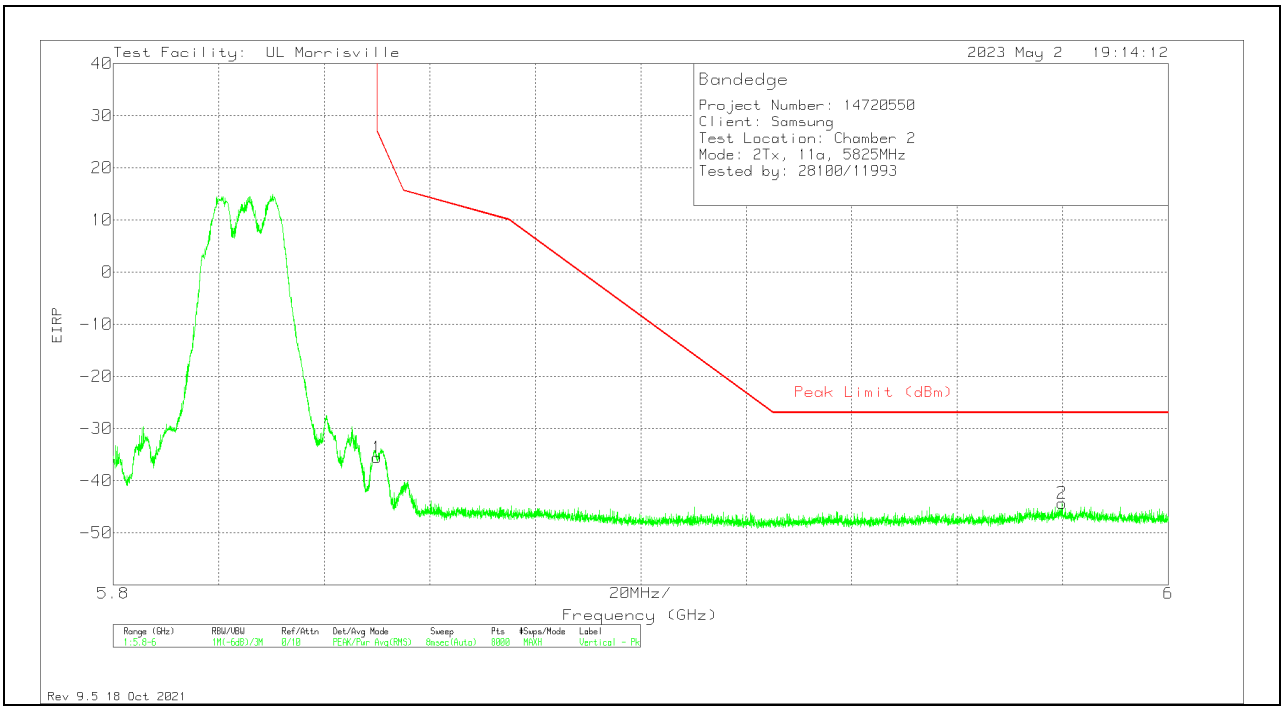

Marker	Frequency (GHz)	Meter Reading (dBm)	Det	88761 (dB/m)	Gain/Loss (dB)	Conversion Factor (dB)	DC Corr (dB)	Corrected Reading EIRP	Peak Limit (dBm)	PK Margin (dB)	Azimuth (Degs)	Height (cm)	Polarity
1	5.85001	-59.27	Pk	34.8	-22.9	11.8	0	-35.57	26.99	-62.56	216	269	V
2	5.9799	-68.83	Pk	35.1	-22.4	11.8	0	-44.33	-27	-17.33	216	269	V

Pk - Peak detector

UL LLC
12 Laboratory Drive, Research Triangle Park, NC 27709; USA TEL:(919)549-1400
This report shall not be reproduced except in full, without the written approval of UL LLC

10.1.26. TX ABOVE 1 GHz 802.11n HT20 MODE IN THE 5.8 GHz BAND

2TX CDD MODE

BANDEDGE (LOW CHANNEL)

HORIZONTAL RESULT

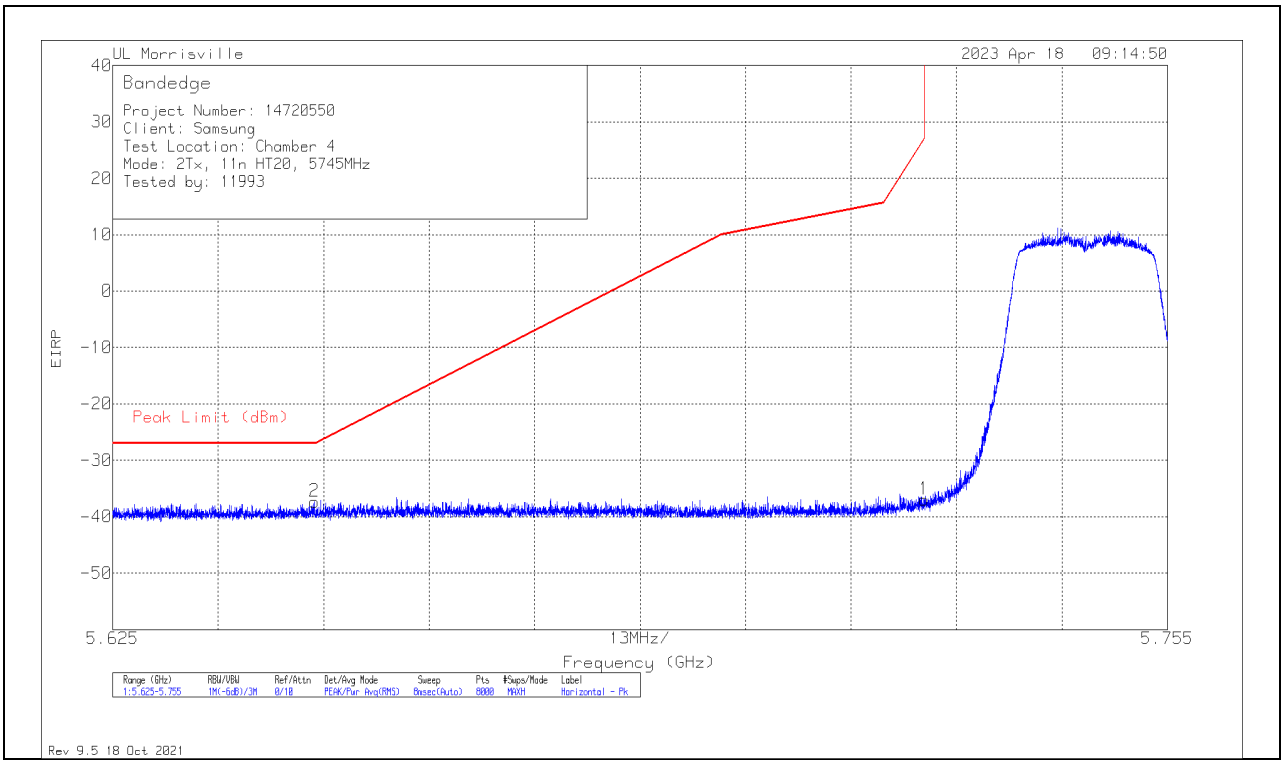

Marker	Frequency (GHz)	Meter Reading (dBm)	Det	86408 (dB/m)	Gain/Loss (dB)	Conversion Factor (dB)	Corrected Reading EIRP	Peak Limit (dBm)	PK Margin (dB)	Azimuth (Degs)	Height (cm)	Polarity
2	5.64985	-74.65	Pk	34.8	-9.3	11.8	-37.35	-27	-10.35	268	113	H
1	5.725	-74.37	Pk	34.8	-9.2	11.8	-36.97	27	-63.97	268	113	H

Pk - Peak detector

UL LLC
12 Laboratory Drive, Research Triangle Park, NC 27709; USA TEL:(919)549-1400
This report shall not be reproduced except in full, without the written approval of UL LLC

VERTICAL RESULT

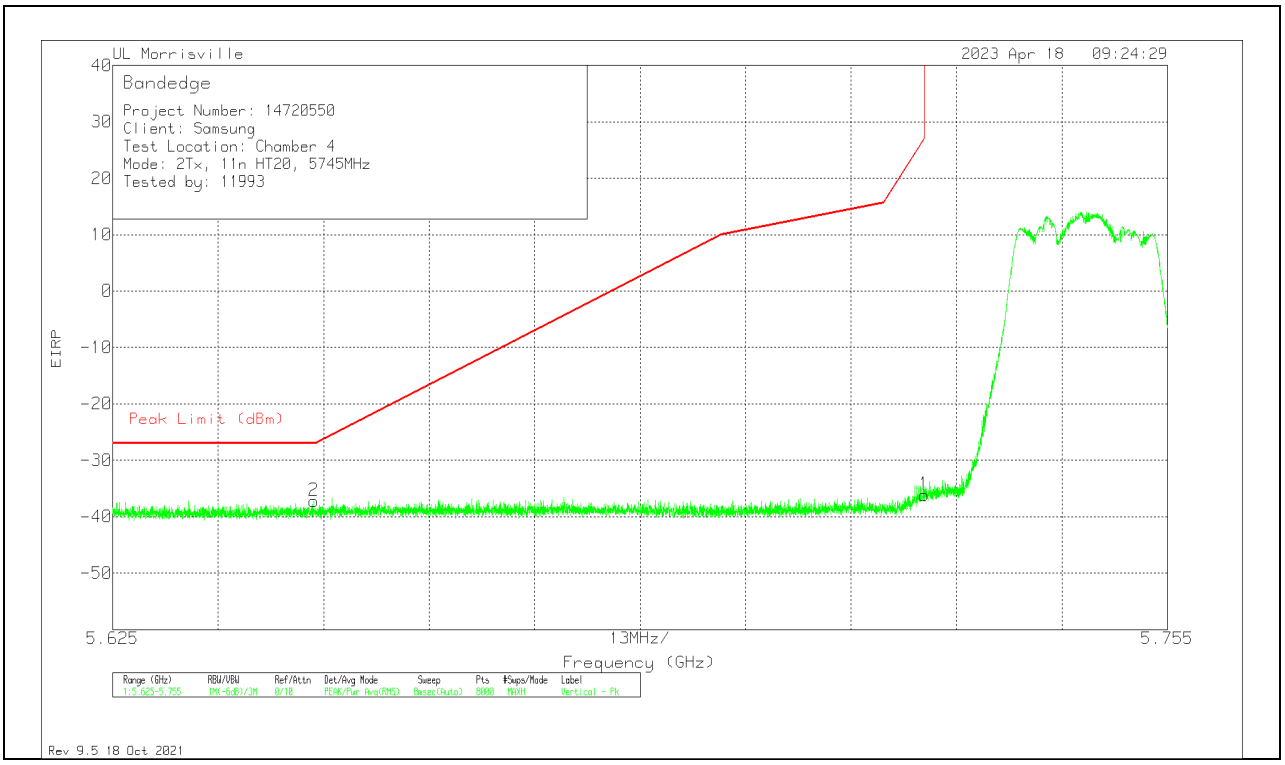

Marker	Frequency (GHz)	Meter Reading (dBm)	Det	86408 (dB/m)	Gain/Loss (dB)	Conversion Factor (dB)	Corrected Reading EIRP	Peak Limit (dBm)	PK Margin (dB)	Azimuth (Degs)	Height (cm)	Polarity
2	5.64977	-74.51	Pk	34.8	-9.3	11.8	-37.21	-27	-10.21	208	242	V
1	5.725	-73.48	Pk	34.8	-9.2	11.8	-36.08	27	-63.08	208	242	V

Pk - Peak detector

UL LLC
12 Laboratory Drive, Research Triangle Park, NC 27709; USA TEL:(919)549-1400
This report shall not be reproduced except in full, without the written approval of UL LLC

BANDEDGE (HIGH CHANNEL)

HORIZONTAL RESULT

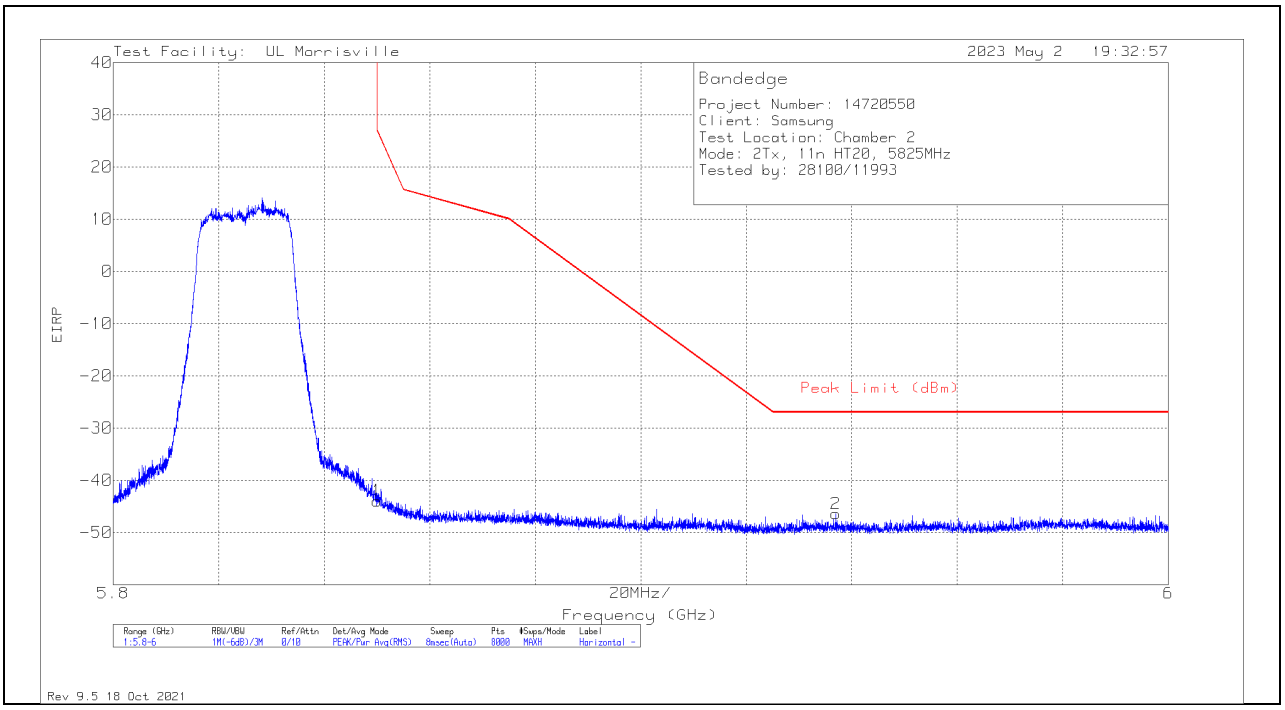

Marker	Frequency (GHz)	Meter Reading (dBm)	Det	88761 (dB/m)	Gain/Loss (dB)	Conversion Factor (dB)	Corrected Reading EIRP	Peak Limit (dBm)	PK Margin (dB)	Azimuth (Degs)	Height (cm)	Polarity
1	5.85001	-67.66	Pk	34.8	-22.9	11.8	-43.96	26.99	-70.95	88	112	H
2	5.93694	-70.43	Pk	35	-22.8	11.8	-46.43	-27	-19.43	88	112	H

Pk - Peak detector

UL LLC
12 Laboratory Drive, Research Triangle Park, NC 27709; USA TEL:(919)549-1400
This report shall not be reproduced except in full, without the written approval of UL LLC

VERTICAL RESULT

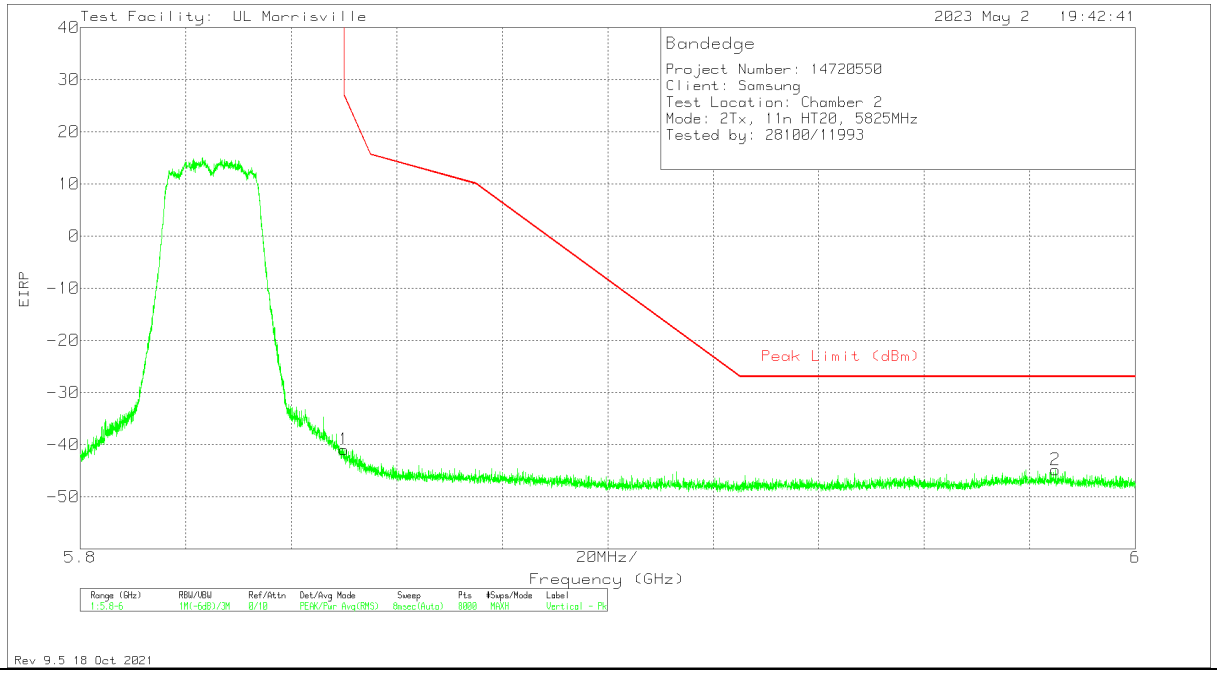

Marker	Frequency (GHz)	Meter Reading (dBm)	Det	88761 (dB/m)	Gain/Loss (dB)	Conversion Factor (dB)	Corrected Reading EIRP	Peak Limit (dBm)	PK Margin (dB)	Azimuth (Degs)	Height (cm)	Polarity
1	5.85001	-64.63	Pk	34.8	-22.9	11.8	-40.93	26.99	-67.92	214	271	V
2	5.9849	-69.31	Pk	35.1	-22.4	11.8	-44.81	-27	-17.81	214	271	V

Pk - Peak detector

UL LLC
12 Laboratory Drive, Research Triangle Park, NC 27709; USA TEL:(919)549-1400
This report shall not be reproduced except in full, without the written approval of UL LLC

10.1.27. TX ABOVE 1 GHz 802.11n HT40 MODE IN THE 5.8 GHz BAND

2TX CDD MODE

BANDEDGE (LOW CHANNEL)

HORIZONTAL RESULT

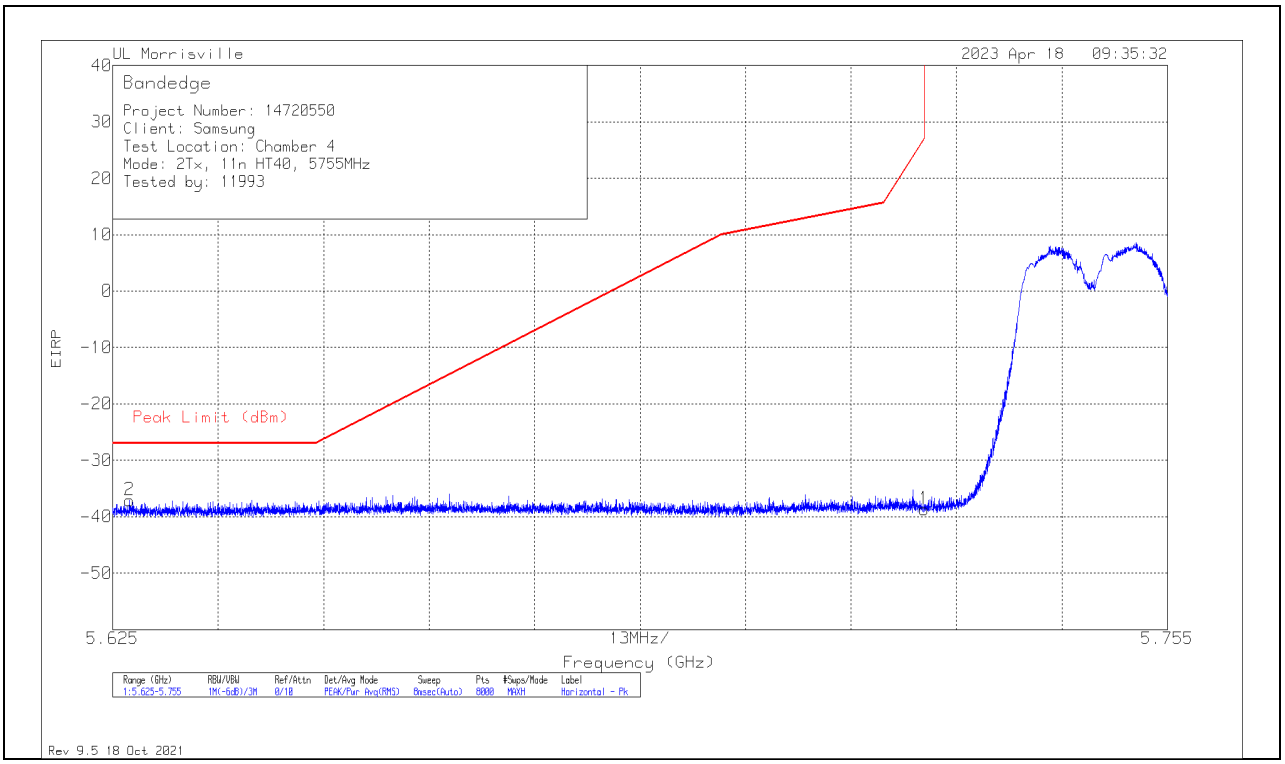

Marker	Frequency (GHz)	Meter Reading (dBm)	Det	86408 (dB/m)	Gain/Loss (dB)	Conversion Factor (dB)	Corrected Reading EIRP	Peak Limit (dBm)	PK Margin (dB)	Azimuth (Degs)	Height (cm)	Polarity
2	5.6271	-74.16	Pk	34.8	-9.5	11.8	-37.06	-27	-10.06	206	103	H
1	5.725	-76.06	Pk	34.8	-9.2	11.8	-38.66	27	-65.66	206	103	H

Pk - Peak detector

UL LLC
12 Laboratory Drive, Research Triangle Park, NC 27709; USA TEL:(919)549-1400
This report shall not be reproduced except in full, without the written approval of UL LLC

VERTICAL RESULT

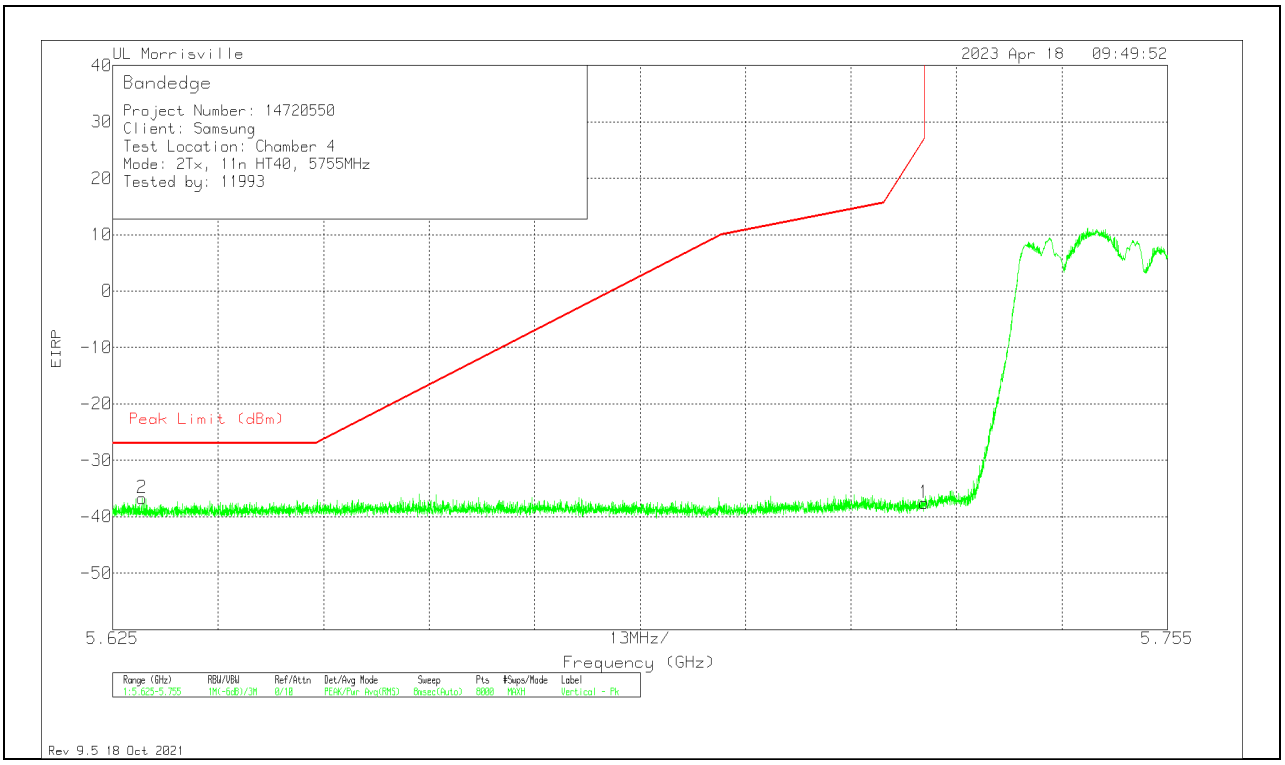

Marker	Frequency (GHz)	Meter Reading (dBm)	Det	86408 (dB/m)	Gain/Loss (dB)	Conversion Factor (dB)	Corrected Reading EIRP	Peak Limit (dBm)	PK Margin (dB)	Azimuth (Degs)	Height (cm)	Polarity
2	5.62859	-73.81	Pk	34.8	-9.5	11.8	-36.71	-27	-9.71	208	256	V
1	5.725	-75.02	Pk	34.8	-9.2	11.8	-37.62	27	-64.62	208	256	V

Pk - Peak detector

UL LLC
12 Laboratory Drive, Research Triangle Park, NC 27709; USA TEL:(919)549-1400
This report shall not be reproduced except in full, without the written approval of UL LLC

BANDEDGE (HIGH CHANNEL)

HORIZONTAL RESULT

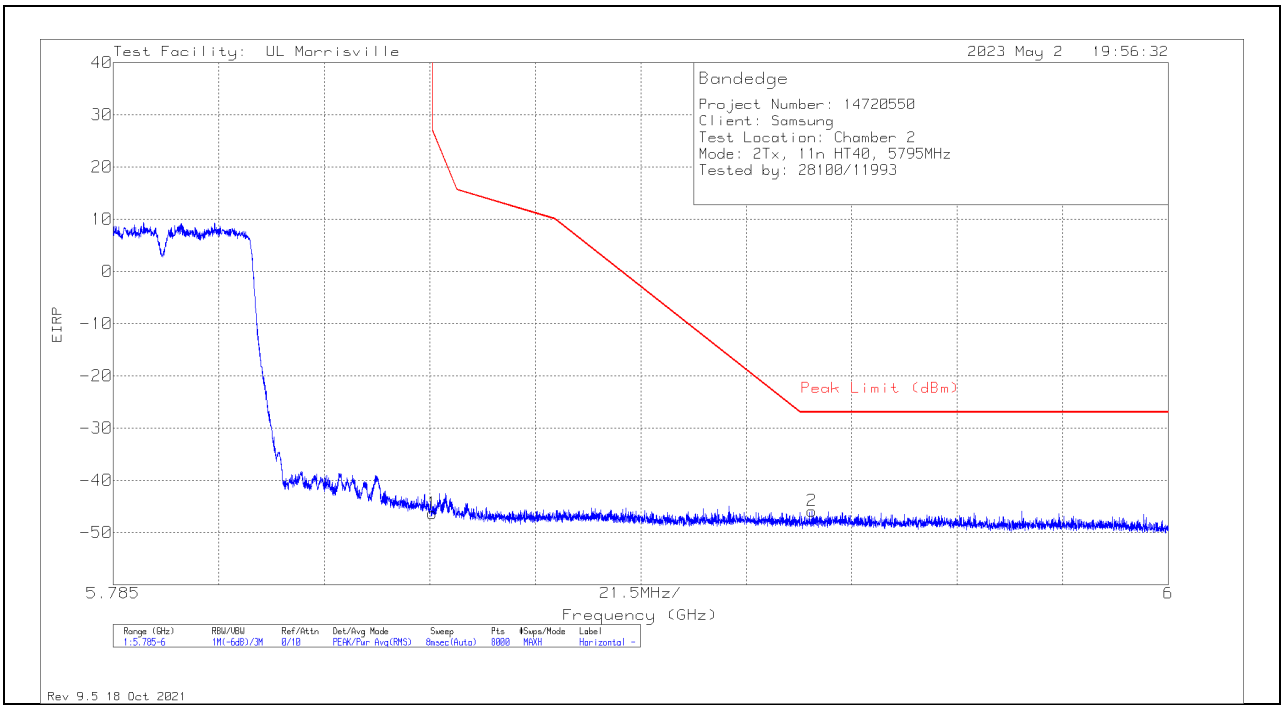

Marker	Frequency (GHz)	Meter Reading (dBm)	Det	88761 (dB/m)	Gain/Loss (dB)	Conversion Factor (dB)	Corrected Reading EIRP	Peak Limit (dBm)	PK Margin (dB)	Azimuth (Degs)	Height (cm)	Polarity
1	5.85002	-70.02	Pk	34.8	-22.9	11.8	-46.32	26.96	-73.28	91	100	H
2	5.92735	-69.67	Pk	35	-23	11.8	-45.87	-27	-18.87	91	100	H

Pk - Peak detector

UL LLC
12 Laboratory Drive, Research Triangle Park, NC 27709; USA TEL:(919)549-1400
This report shall not be reproduced except in full, without the written approval of UL LLC

VERTICAL RESULT

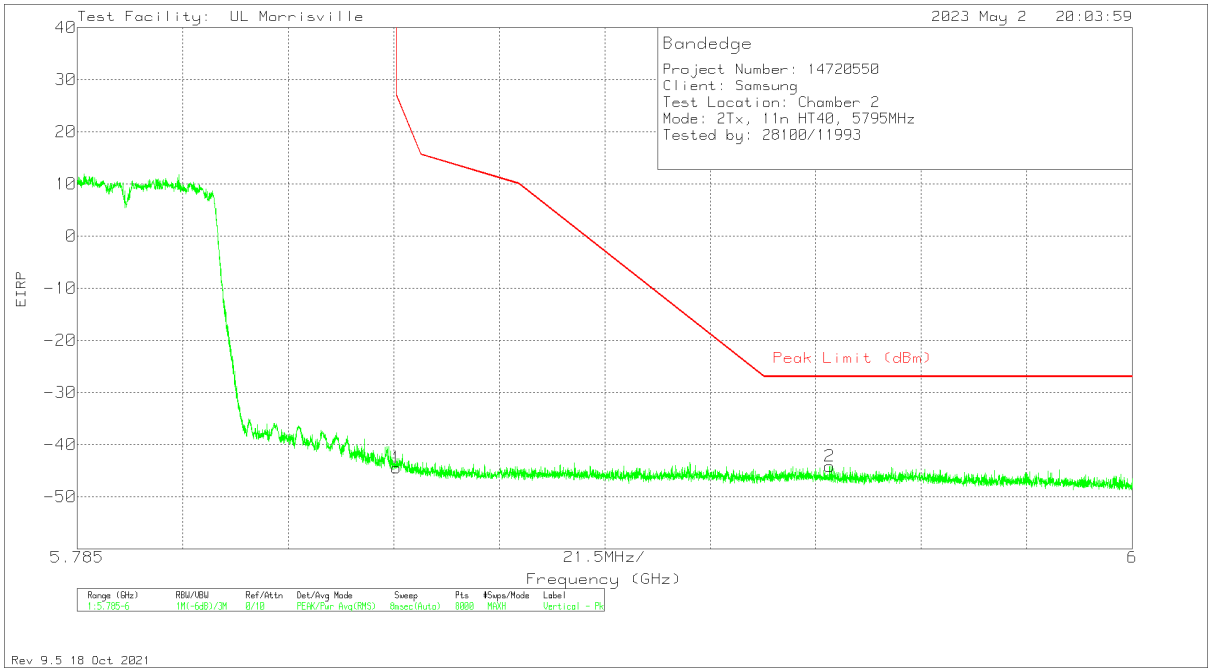

Marker	Frequency (GHz)	Meter Reading (dBm)	Det	88761 (dB/m)	Gain/Loss (dB)	Conversion Factor (dB)	Corrected Reading EIRP	Peak Limit (dBm)	PK Margin (dB)	Azimuth (Degs)	Height (cm)	Polarity
1	5.85002	-68.17	Pk	34.8	-22.9	11.8	-44.47	26.96	-71.43	216	260	V
2	5.93834	-68.16	Pk	35	-22.8	11.8	-44.16	-27	-17.16	216	260	V

Pk - Peak detector

UL LLC
12 Laboratory Drive, Research Triangle Park, NC 27709; USA TEL:(919)549-1400
This report shall not be reproduced except in full, without the written approval of UL LLC

10.1.28. TX ABOVE 1 GHz 802.11ac VHT80 MODE IN THE 5.8 GHz BAND

2TX CDD MODE

BANDEDGE (CHANNEL 155 LOW EDGE)

HORIZONTAL RESULT

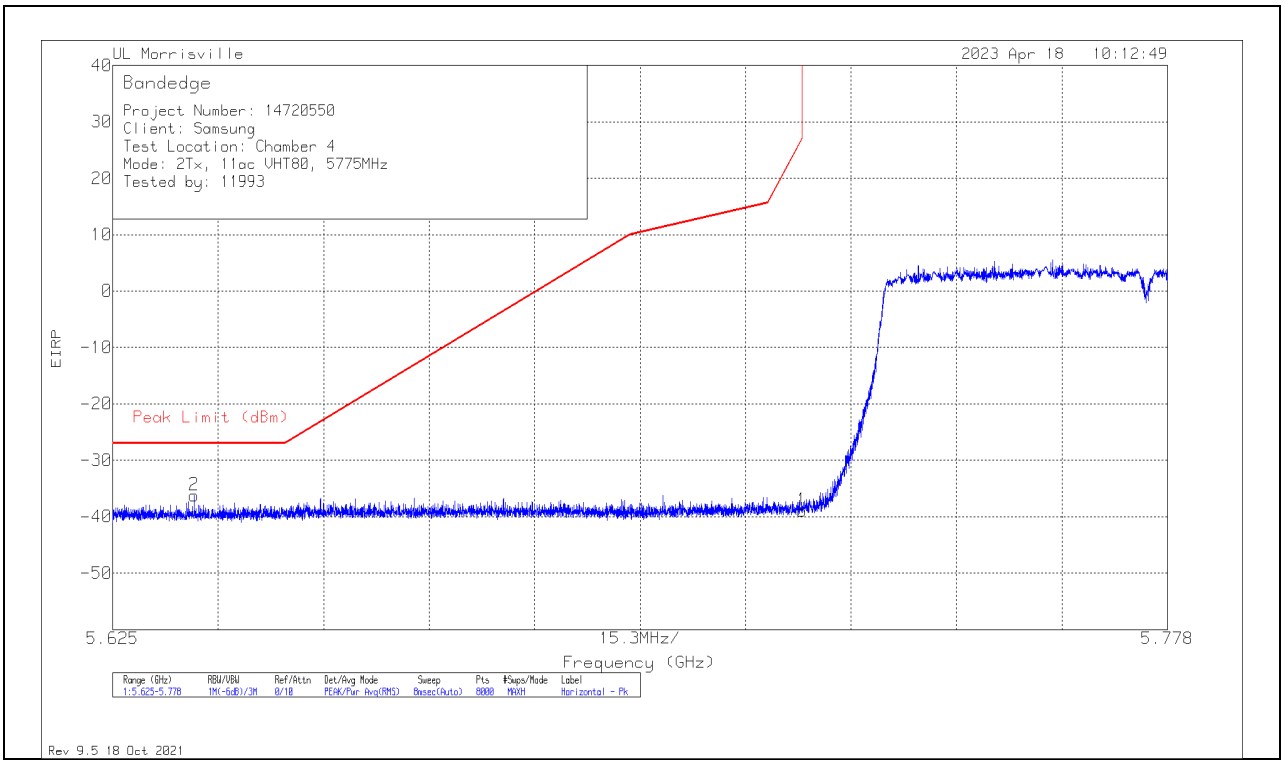

Marker	Frequency (GHz)	Meter Reading (dBm)	Det	86408 (dB/m)	Gain/Loss (dB)	Conversion Factor (dB)	Corrected Reading EIRP	Peak Limit (dBm)	PK Margin (dB)	Azimuth (Degs)	Height (cm)	Polarity
2	5.6368	-73.3	Pk	34.8	-9.5	11.8	-36.2	-27	-9.2	356	128	H
1	5.725	-76.38	Pk	34.8	-9.2	11.8	-38.98	26.99	-65.97	356	128	H

Pk - Peak detector

UL LLC
12 Laboratory Drive, Research Triangle Park, NC 27709; USA TEL:(919)549-1400
This report shall not be reproduced except in full, without the written approval of UL LLC

VERTICAL RESULT

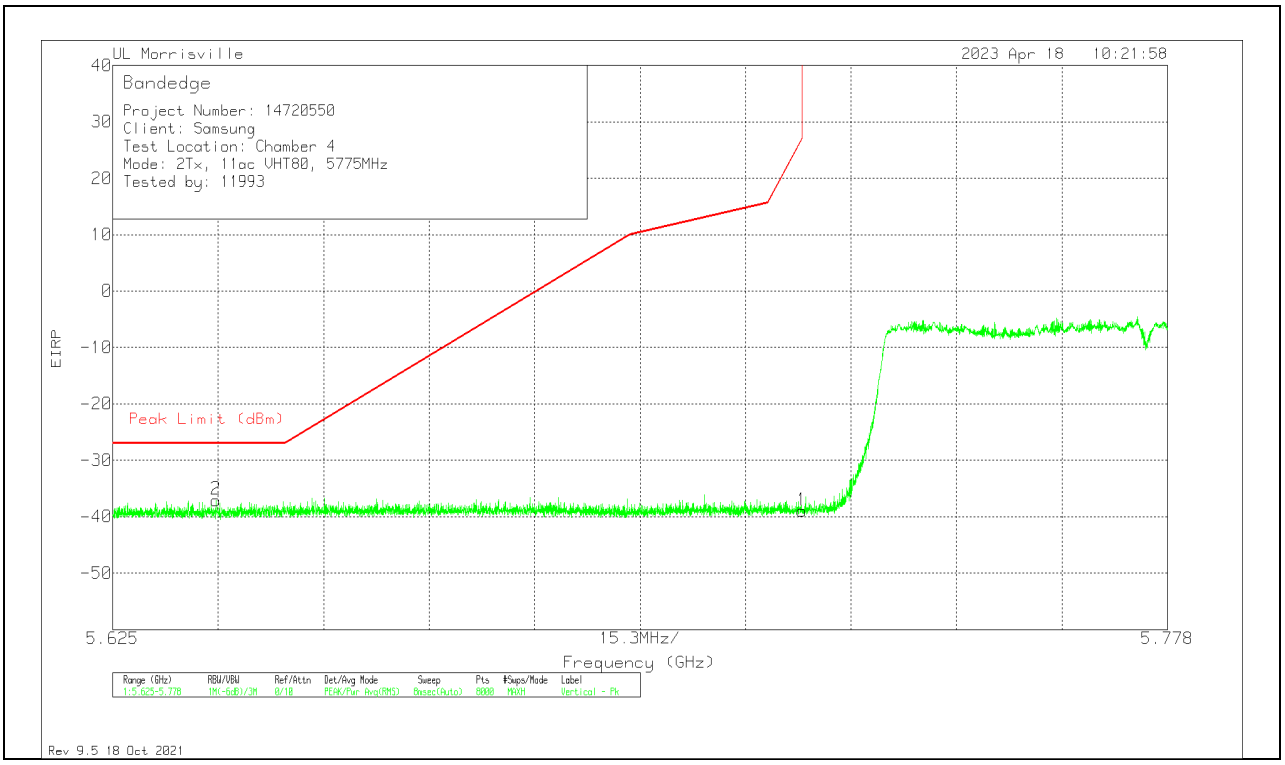

Marker	Frequency (GHz)	Meter Reading (dBm)	Det	86408 (dB/m)	Gain/Loss (dB)	Conversion Factor (dB)	Corrected Reading EIRP	Peak Limit (dBm)	PK Margin (dB)	Azimuth (Degs)	Height (cm)	Polarity
2	5.63996	-74.23	Pk	34.8	-9.4	11.8	-37.03	-27	-10.03	2	381	V
1	5.725	-76.36	Pk	34.8	-9.2	11.8	-38.96	26.99	-65.95	2	381	V

Pk - Peak detector

UL LLC
12 Laboratory Drive, Research Triangle Park, NC 27709; USA TEL:(919)549-1400
This report shall not be reproduced except in full, without the written approval of UL LLC

BANDEDGE (CHANNEL 155 HIGH EDGE)

HORIZONTAL RESULT

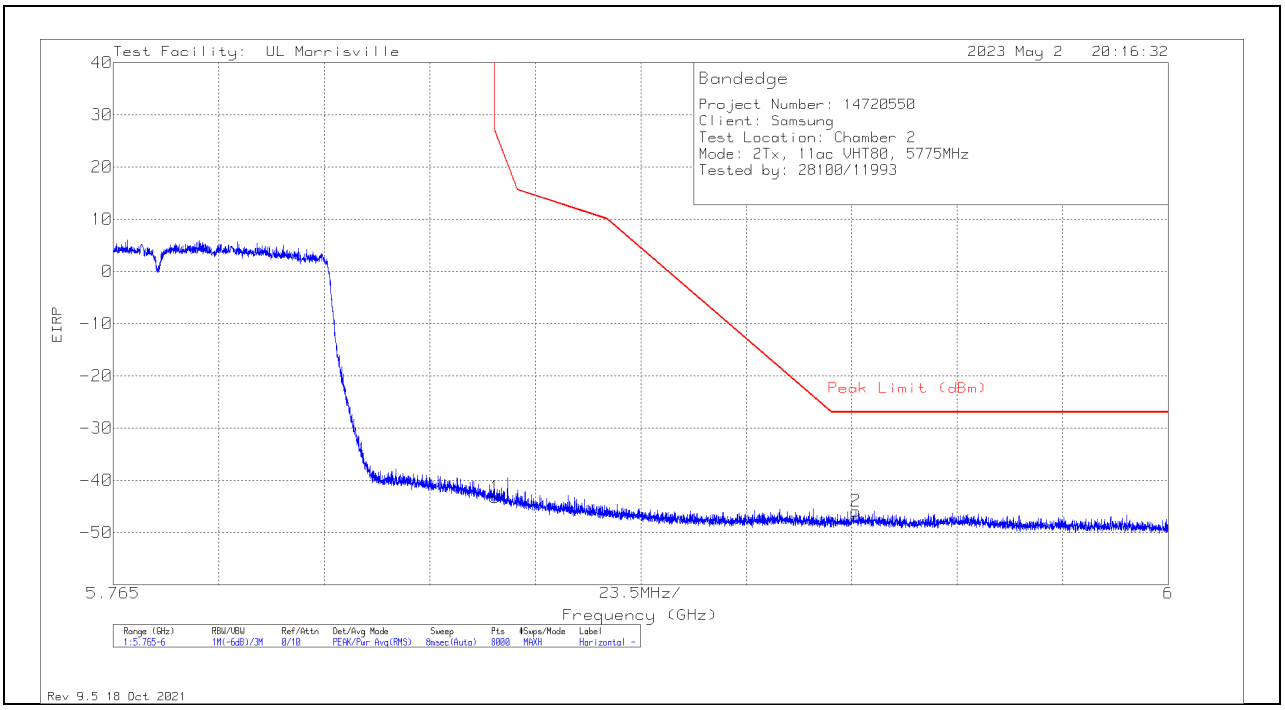

Marker	Frequency (GHz)	Meter Reading (dBm)	Det	88761 (dB/m)	Gain/Loss (dB)	Conversion Factor (dB)	Corrected Reading EIRP	Peak Limit (dBm)	PK Margin (dB)	Azimuth (Degs)	Height (cm)	Polarity
1	5.85002	-66.94	Pk	34.8	-22.9	11.8	-43.24	26.95	-70.19	211	146	H
2	5.9304	-69.78	Pk	35	-22.9	11.8	-45.88	-27	-18.88	211	146	H

Pk - Peak detector

UL LLC
12 Laboratory Drive, Research Triangle Park, NC 27709; USA TEL:(919)549-1400
This report shall not be reproduced except in full, without the written approval of UL LLC

VERTICAL RESULT

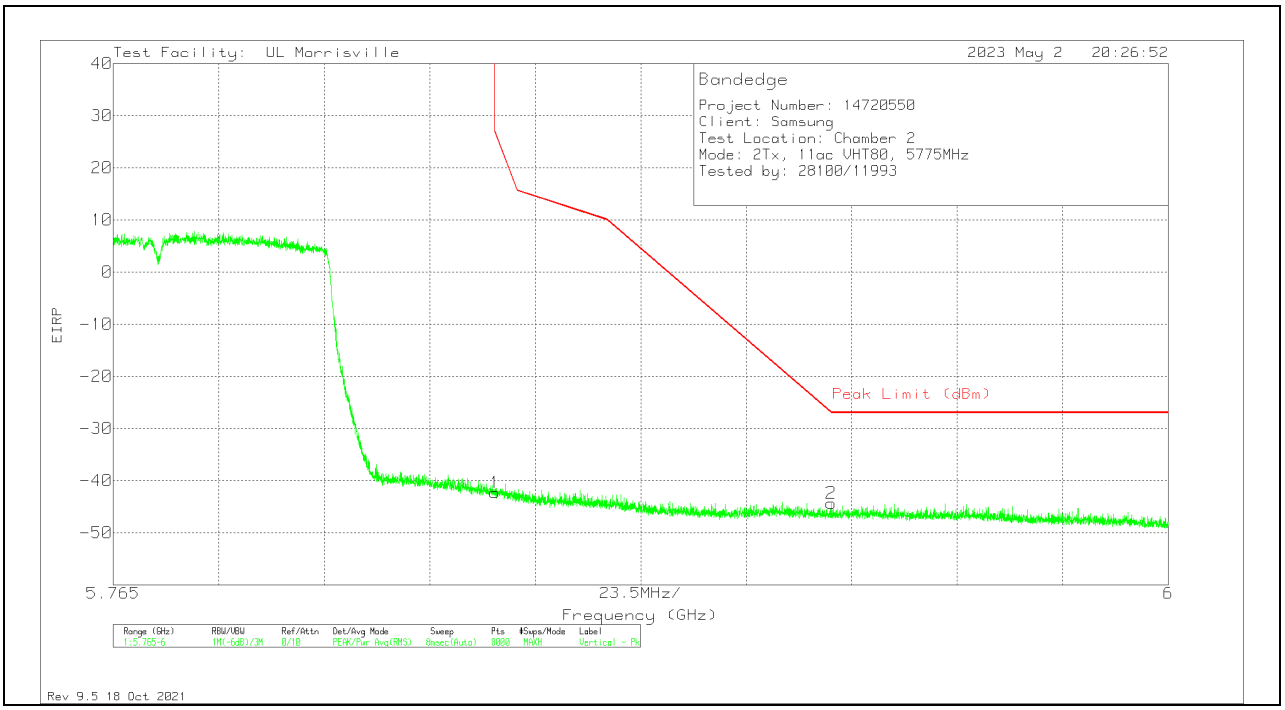

Marker	Frequency (GHz)	Meter Reading (dBm)	Det	88761 (dB/m)	Gain/Loss (dB)	Conversion Factor (dB)	Corrected Reading EIRP	Peak Limit (dBm)	PK Margin (dB)	Azimuth (Degs)	Height (cm)	Polarity
1	5.85002	-66.01	Pk	34.8	-22.9	11.8	-42.31	26.95	-69.26	219	247	V
2	5.92491	-67.94	Pk	34.9	-23.1	11.8	-44.34	-26.93	-17.41	219	247	V

Pk - Peak detector

UL LLC
12 Laboratory Drive, Research Triangle Park, NC 27709; USA TEL:(919)549-1400
This report shall not be reproduced except in full, without the written approval of UL LLC

10.1.29. TX ABOVE 1 GHz 802.11ax HE20 MODE IN THE 5.8 GHz BAND

2TX CDD MODE – 26T

BANDEDGE (LOW CHANNEL)

HORIZONTAL RESULT

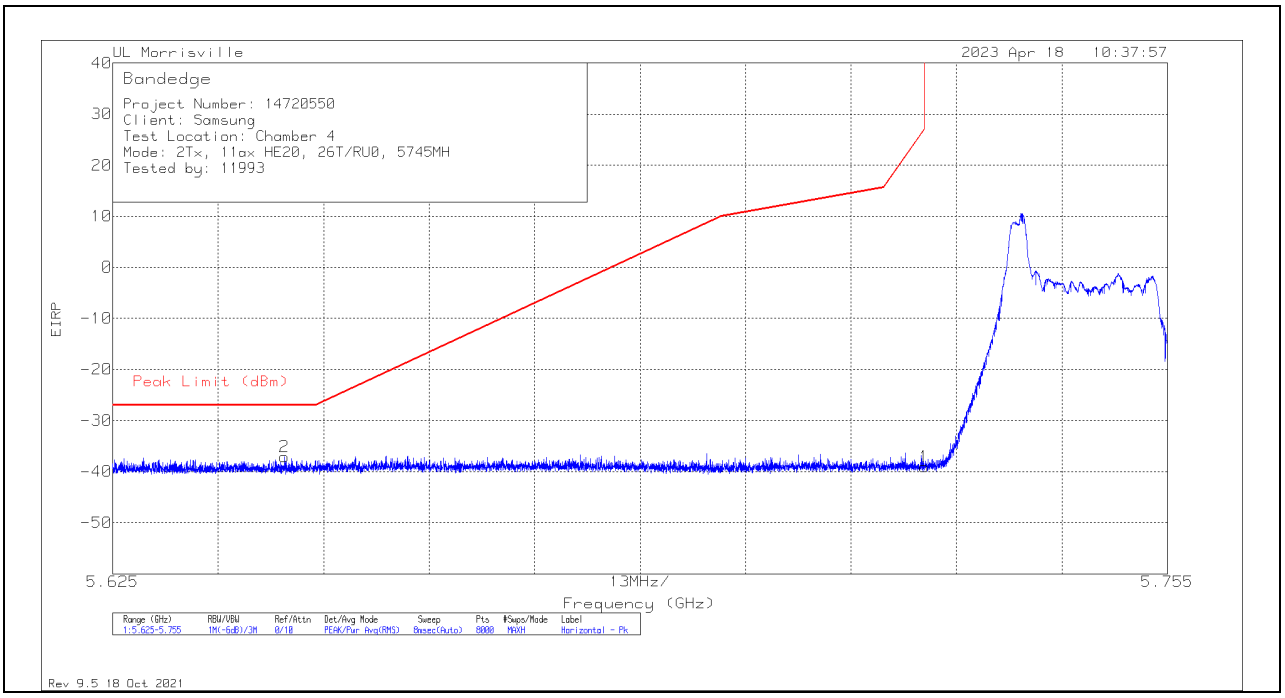

Marker	Frequency (GHz)	Meter Reading (dBm)	Det	86408 (dB/m)	Gain/Loss (dB)	Conversion Factor (dB)	Corrected Reading EIRP	Peak Limit (dBm)	PK Margin (dB)	Azimuth (Degs)	Height (cm)	Polarity
2	5.64618	-74.28	Pk	34.8	-9.4	11.8	-37.08	-27	-10.08	275	111	H
1	5.725	-76.47	Pk	34.8	-9.2	11.8	-39.07	27	-66.07	275	111	H

Pk - Peak detector

UL LLC
12 Laboratory Drive, Research Triangle Park, NC 27709; USA TEL:(919)549-1400
This report shall not be reproduced except in full, without the written approval of UL LLC

VERTICAL RESULT

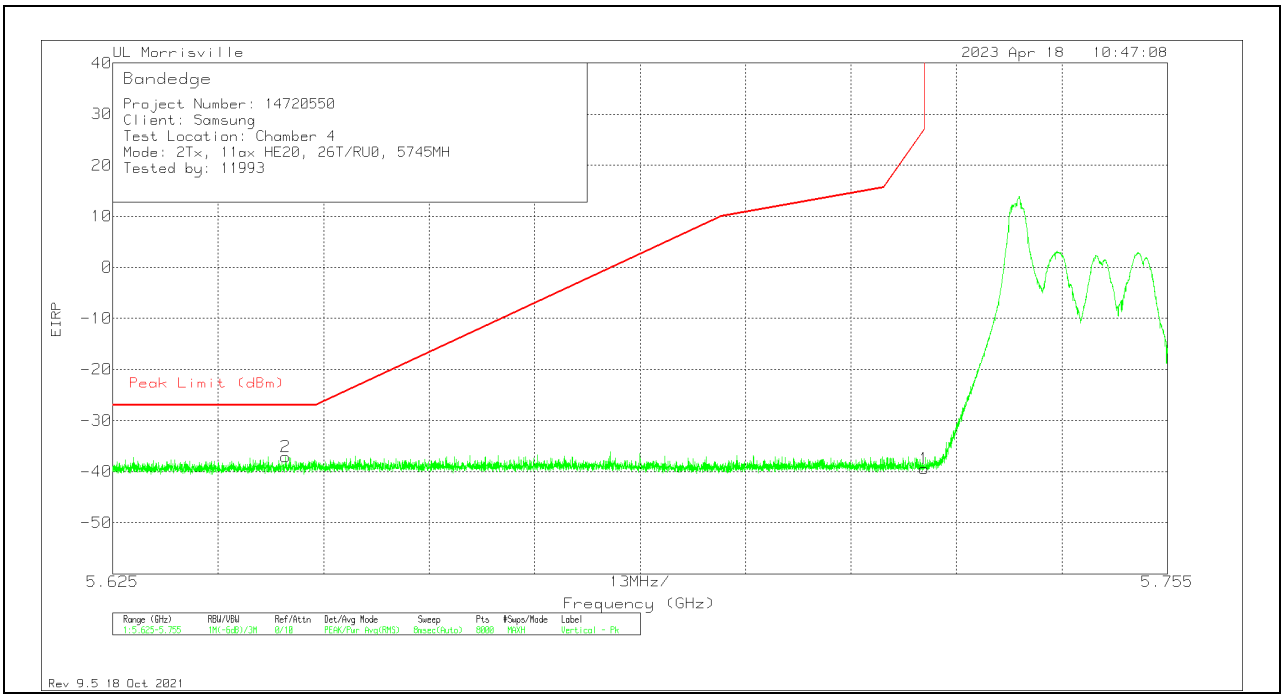

Marker	Frequency (GHz)	Meter Reading (dBm)	Det	86408 (dB/m)	Gain/Loss (dB)	Conversion Factor (dB)	Corrected Reading EIRP	Peak Limit (dBm)	PK Margin (dB)	Azimuth (Degs)	Height (cm)	Polarity
2	5.64632	-74.26	Pk	34.8	-9.4	11.8	-37.06	-27	-10.06	212	286	V
1	5.725	-76.82	Pk	34.8	-9.2	11.8	-39.42	27	-66.42	212	286	V

Pk - Peak detector

UL LLC
12 Laboratory Drive, Research Triangle Park, NC 27709; USA TEL:(919)549-1400
This report shall not be reproduced except in full, without the written approval of UL LLC

BANDEDGE (HIGH CHANNEL)

HORIZONTAL RESULT

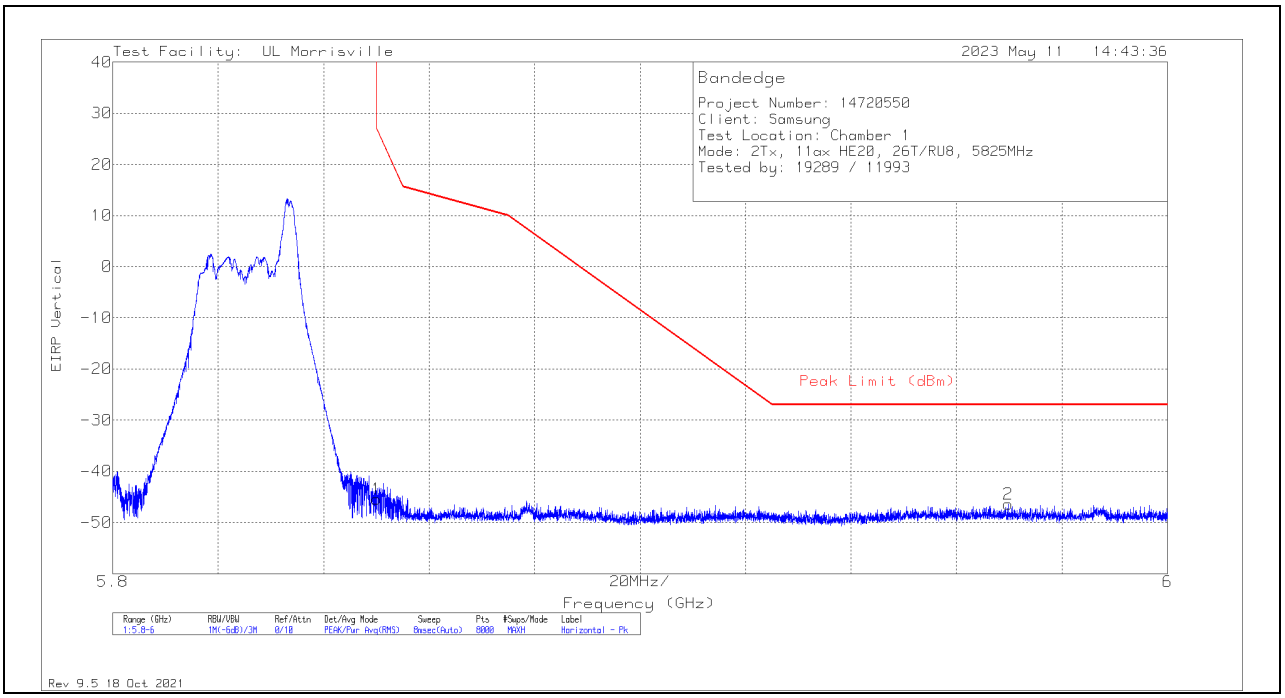

Marker	Frequency (GHz)	Meter Reading (dBm)	Det	89509 (dB/m)	Gain/Loss (dB)	Conversion Factor (dB)	Corrected Reading EIRP	Peak Limit (dBm)	PK Margin (dB)	Azimuth (Degs)	Height (cm)	Polarity
1	5.85001	-70.58	Pk	34.9	-21.6	11.8	-45.48	26.99	-72.47	166	102	H
2	5.96977	-72	Pk	35	-21.2	11.8	-46.4	-27	-19.4	166	102	H

Pk - Peak detector

UL LLC
12 Laboratory Drive, Research Triangle Park, NC 27709; USA TEL:(919)549-1400
This report shall not be reproduced except in full, without the written approval of UL LLC

VERTICAL RESULT

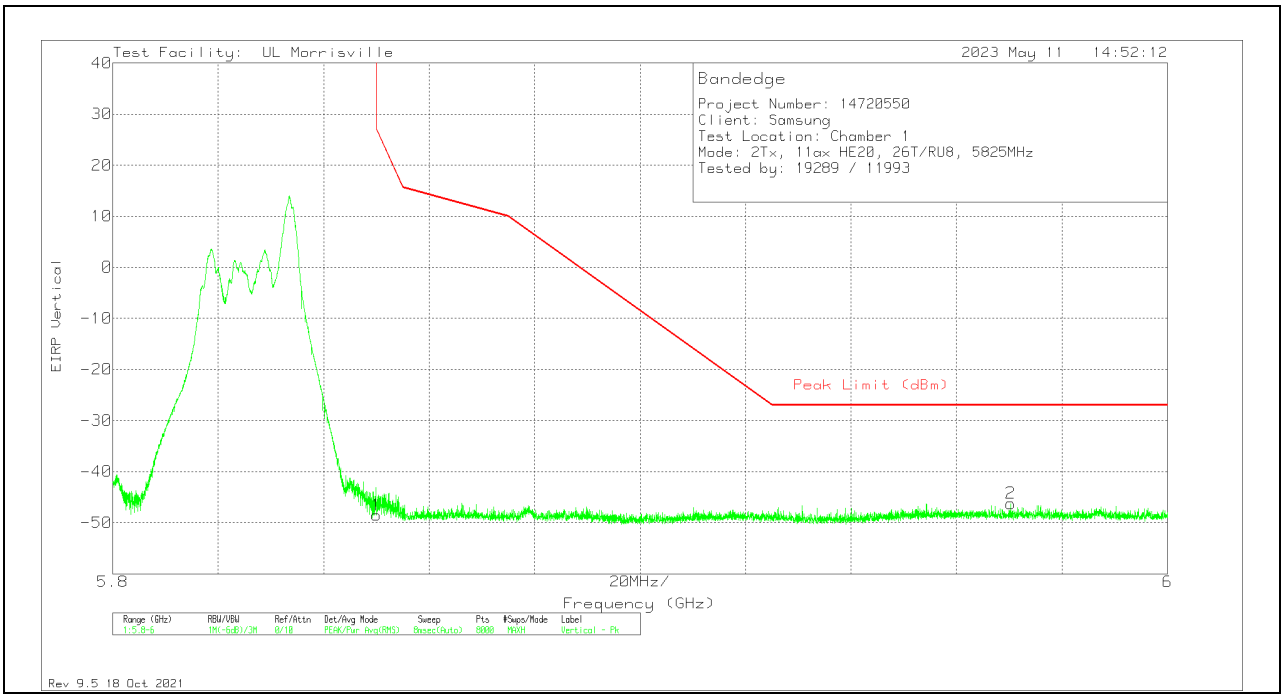

Marker	Frequency (GHz)	Meter Reading (dBm)	Det	89509 (dB/m)	Gain/Loss (dB)	Conversion Factor (dB)	Corrected Reading EIRP	Peak Limit (dBm)	PK Margin (dB)	Azimuth (Degs)	Height (cm)	Polarity
1	5.85001	-73.62	Pk	34.9	-21.6	11.8	-48.52	26.99	-75.51	144	257	V
2	5.9703	-71.84	Pk	35	-21.2	11.8	-46.24	-27	-19.24	144	257	V

Pk - Peak detector

UL LLC
12 Laboratory Drive, Research Triangle Park, NC 27709; USA TEL:(919)549-1400
This report shall not be reproduced except in full, without the written approval of UL LLC

2TX CDD MODE – 52T

BANDEDGE (LOW CHANNEL)

HORIZONTAL RESULT

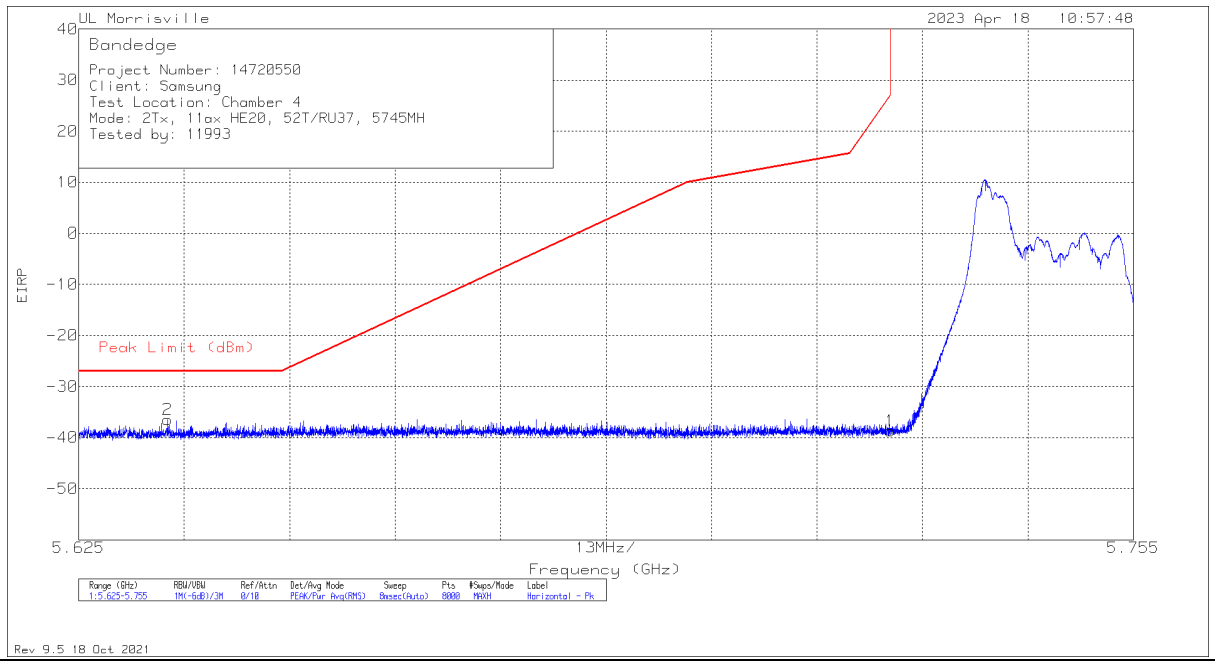

Marker	Frequency (GHz)	Meter Reading (dBm)	Det	86408 (dB/m)	Gain/Loss (dB)	Conversion Factor (dB)	Corrected Reading EIRP	Peak Limit (dBm)	PK Margin (dB)	Azimuth (Degs)	Height (cm)	Polarity
2	5.63597	-73.57	Pk	34.8	-9.5	11.8	-36.47	-27	-9.47	248	282	H
1	5.725	-76.14	Pk	34.8	-9.2	11.8	-38.74	27	-65.74	248	282	H

Pk - Peak detector

UL LLC
12 Laboratory Drive, Research Triangle Park, NC 27709; USA TEL:(919)549-1400
This report shall not be reproduced except in full, without the written approval of UL LLC

VERTICAL RESULT

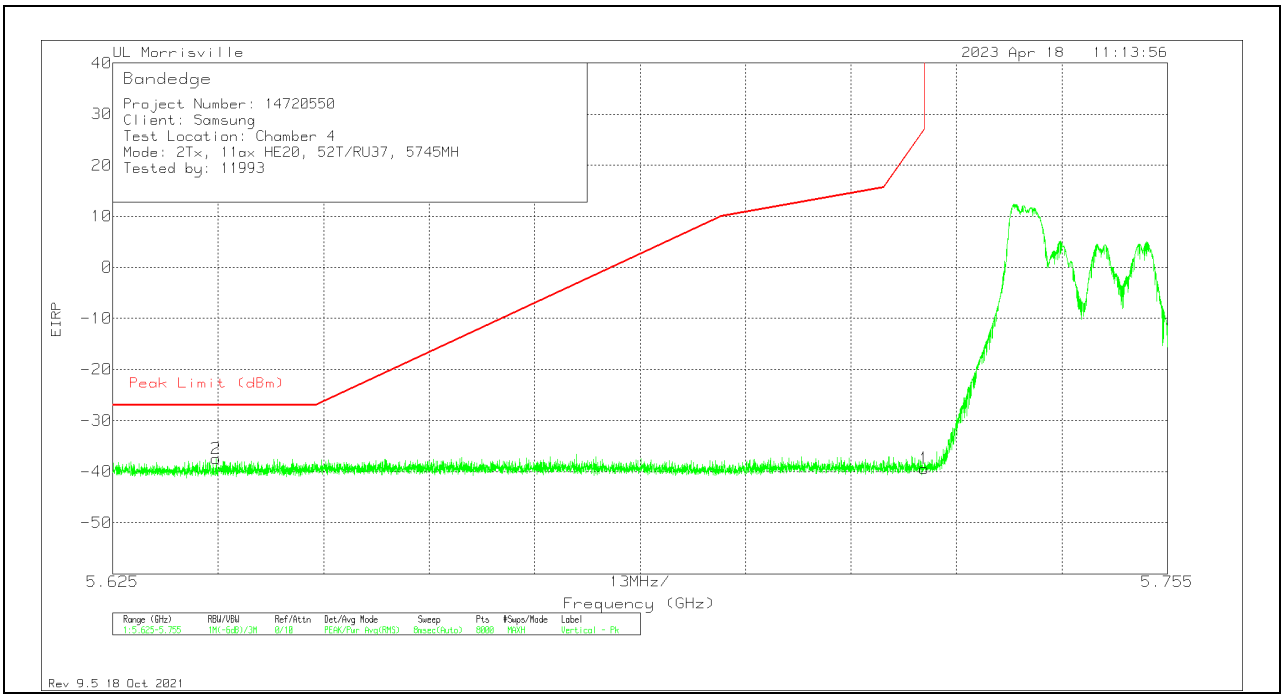

Marker	Frequency (GHz)	Meter Reading (dBm)	Det	86408 (dB/m)	Gain/Loss (dB)	Conversion Factor (dB)	Corrected Reading EIRP	Peak Limit (dBm)	PK Margin (dB)	Azimuth (Degs)	Height (cm)	Polarity
2	5.63777	-74.51	Pk	34.8	-9.5	11.8	-37.41	-27	-10.41	216	274	V
1	5.725	-76.77	Pk	34.8	-9.2	11.8	-39.37	27	-66.37	216	274	V

Pk - Peak detector

UL LLC
12 Laboratory Drive, Research Triangle Park, NC 27709; USA TEL:(919)549-1400
This report shall not be reproduced except in full, without the written approval of UL LLC

BANDEDGE (HIGH CHANNEL)

HORIZONTAL RESULT

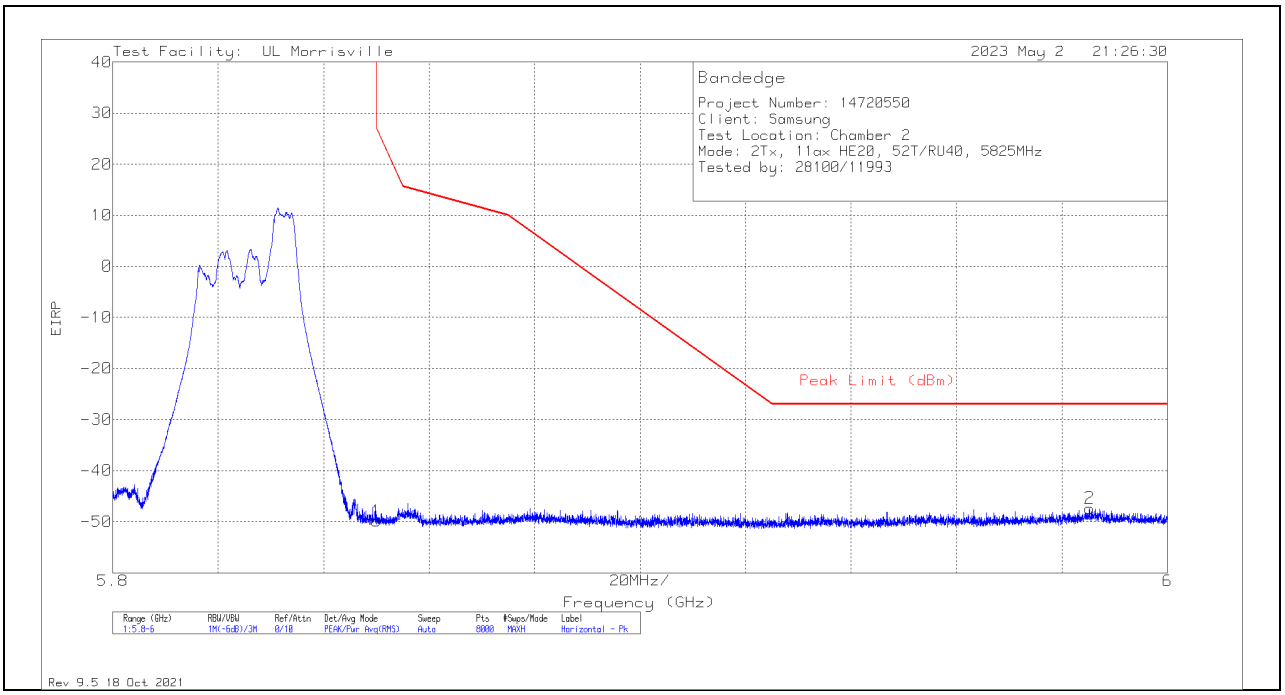

Marker	Frequency (GHz)	Meter Reading (dBm)	Det	88761 (dB/m)	Gain/Loss (dB)	Conversion Factor (dB)	Corrected Reading EIRP	Peak Limit (dBm)	PK Margin (dB)	Azimuth (Degs)	Height (cm)	Polarity
1	5.85001	-73.61	Pk	34.8	-22.9	11.8	-49.91	26.99	-76.9	229	107	H
2	5.98525	-71.85	Pk	35.1	-22.4	11.8	-47.35	-27	-20.35	229	107	H

Pk - Peak detector

UL LLC
12 Laboratory Drive, Research Triangle Park, NC 27709; USA TEL:(919)549-1400
This report shall not be reproduced except in full, without the written approval of UL LLC

VERTICAL RESULT

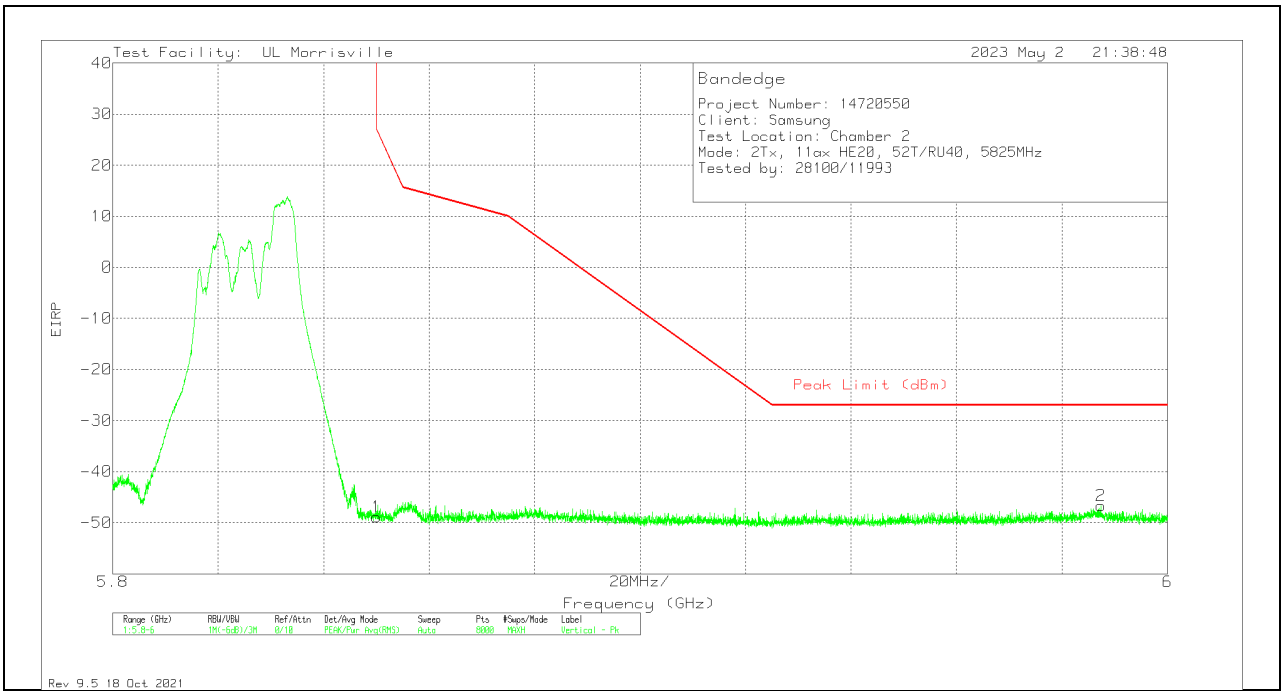

Marker	Frequency (GHz)	Meter Reading (dBm)	Det	88761 (dB/m)	Gain/Loss (dB)	Conversion Factor (dB)	Corrected Reading EIRP	Peak Limit (dBm)	PK Margin (dB)	Azimuth (Degs)	Height (cm)	Polarity
1	5.85001	-72.59	Pk	34.8	-22.9	11.8	-48.89	26.99	-75.88	216	253	V
2	5.98742	-71.2	Pk	35.1	-22.4	11.8	-46.7	-27	-19.7	216	253	V

Pk - Peak detector

UL LLC
12 Laboratory Drive, Research Triangle Park, NC 27709; USA TEL:(919)549-1400
This report shall not be reproduced except in full, without the written approval of UL LLC

2TX CDD MODE – 106T

BANDEDGE (LOW CHANNEL)

HORIZONTAL RESULT

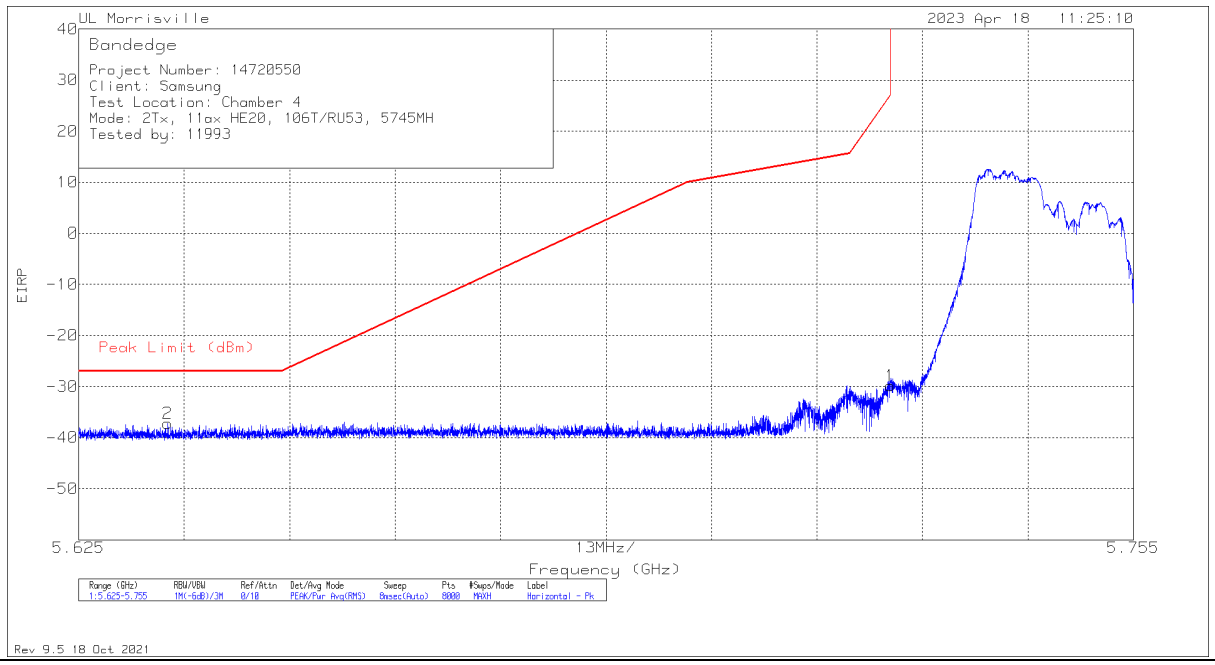

Marker	Frequency (GHz)	Meter Reading (dBm)	Det	86408 (dB/m)	Gain/Loss (dB)	Conversion Factor (dB)	Corrected Reading EIRP	Peak Limit (dBm)	PK Margin (dB)	Azimuth (Degs)	Height (cm)	Polarity
2	5.63599	-74.26	Pk	34.8	-9.5	11.8	-37.16	-27	-10.16	214	114	H
1	5.725	-67.24	Pk	34.8	-9.2	11.8	-29.84	27	-56.84	214	114	H

Pk - Peak detector

UL LLC
12 Laboratory Drive, Research Triangle Park, NC 27709; USA TEL:(919)549-1400
This report shall not be reproduced except in full, without the written approval of UL LLC

VERTICAL RESULT

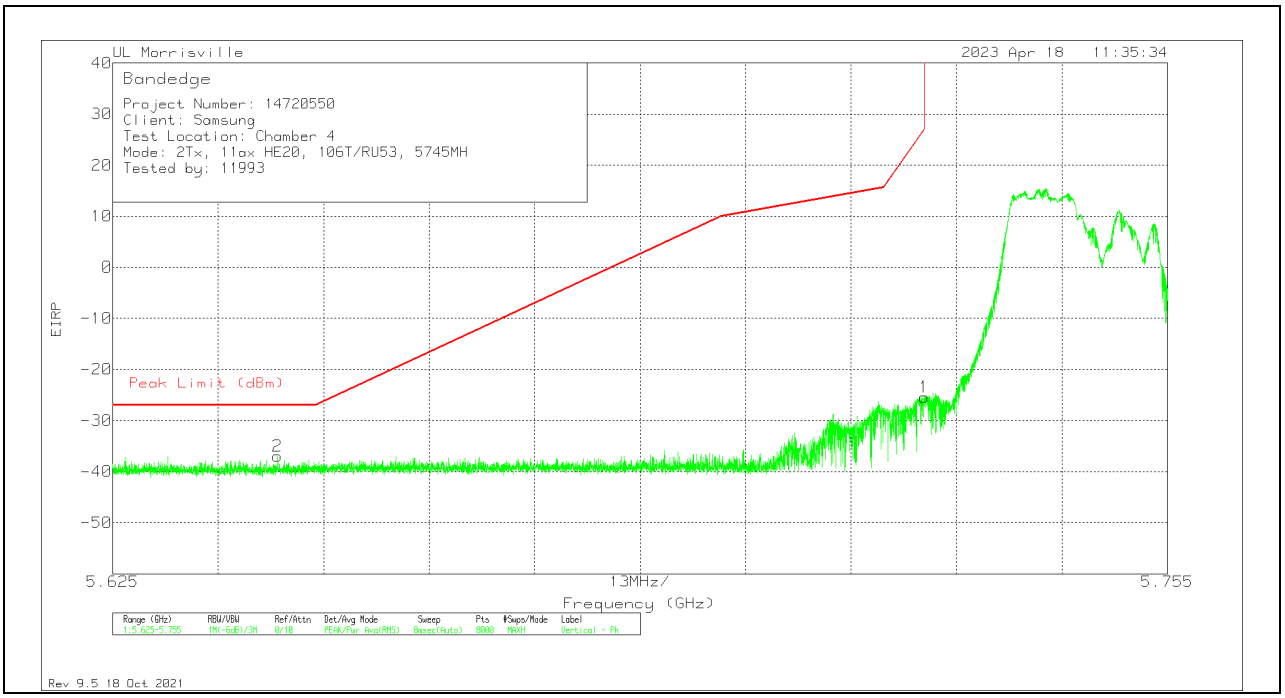

Marker	Frequency (GHz)	Meter Reading (dBm)	Det	86408 (dB/m)	Gain/Loss (dB)	Conversion Factor (dB)	Corrected Reading EIRP	Peak Limit (dBm)	PK Margin (dB)	Azimuth (Degs)	Height (cm)	Polarity
2	5.6453	-74.2	Pk	34.8	-9.4	11.8	-37	-27	-10	204	245	V
1	5.725	-62.88	Pk	34.8	-9.2	11.8	-25.48	27	-52.48	204	245	V

Pk - Peak detector

UL LLC
12 Laboratory Drive, Research Triangle Park, NC 27709; USA TEL:(919)549-1400
This report shall not be reproduced except in full, without the written approval of UL LLC

BANDEDGE (HIGH CHANNEL)

HORIZONTAL RESULT

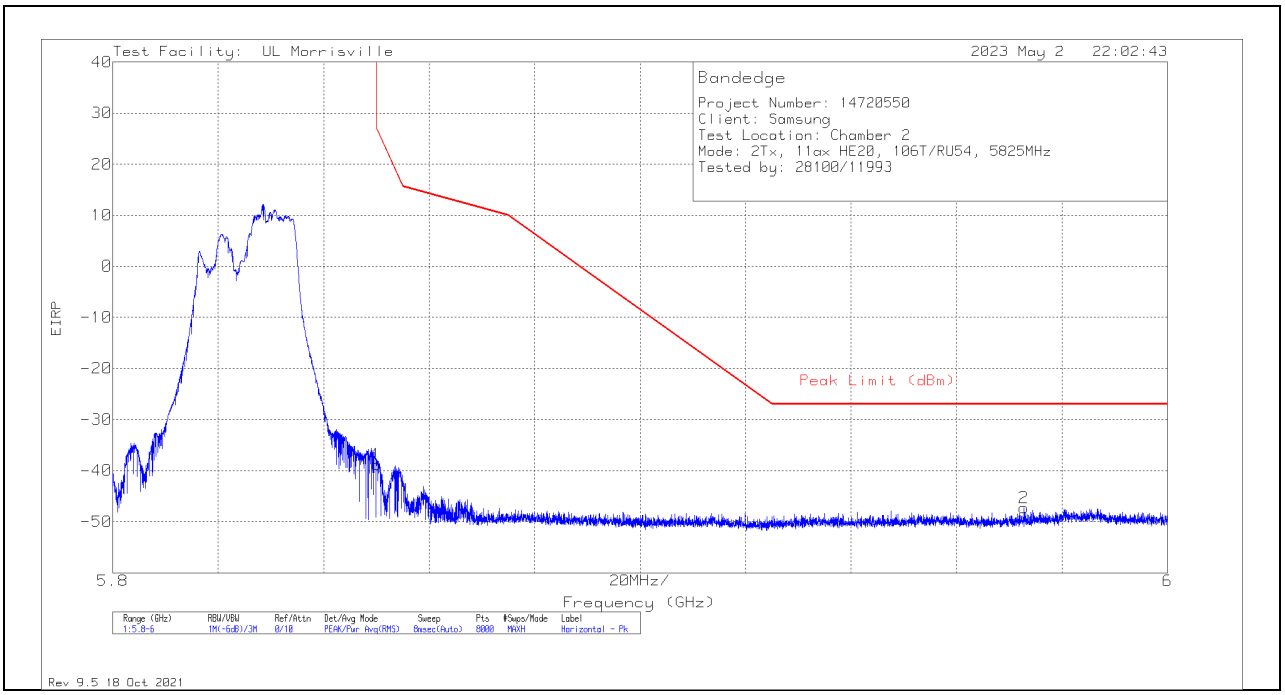

Marker	Frequency (GHz)	Meter Reading (dBm)	Det	88761 (dB/m)	Gain/Loss (dB)	Conversion Factor (dB)	Corrected Reading EIRP	Peak Limit (dBm)	PK Margin (dB)	Azimuth (Degs)	Height (cm)	Polarity
1	5.85001	-62.55	Pk	34.8	-22.9	11.8	-38.85	26.99	-65.84	226	222	H
2	5.97282	-71.64	Pk	35	-22.5	11.8	-47.34	-27	-20.34	226	222	H

Pk - Peak detector

UL LLC
12 Laboratory Drive, Research Triangle Park, NC 27709; USA TEL:(919)549-1400
This report shall not be reproduced except in full, without the written approval of UL LLC

VERTICAL RESULT

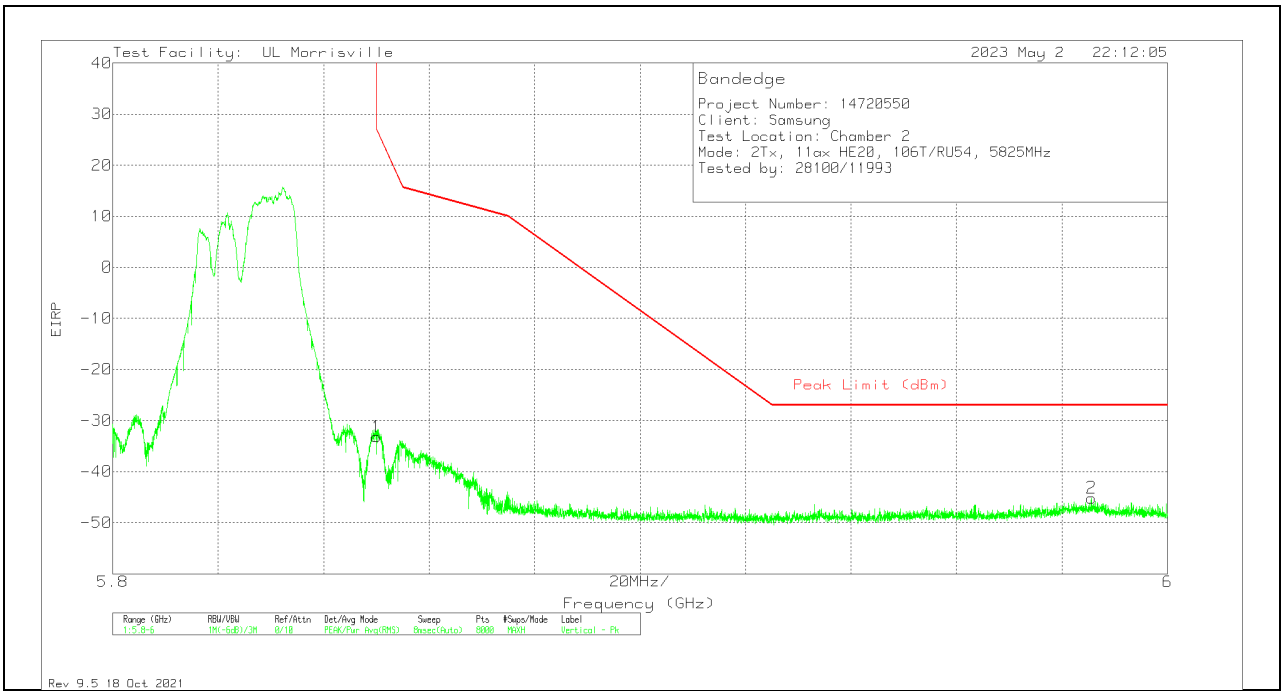

Marker	Frequency (GHz)	Meter Reading (dBm)	Det	88761 (dB/m)	Gain/Loss (dB)	Conversion Factor (dB)	Corrected Reading EIRP	Peak Limit (dBm)	PK Margin (dB)	Azimuth (Degs)	Height (cm)	Polarity
1	5.85001	-56.86	Pk	34.8	-22.9	11.8	-33.16	26.99	-60.15	224	257	V
2	5.98557	-69.64	Pk	35.1	-22.4	11.8	-45.14	-27	-18.14	224	257	V

Pk - Peak detector

UL LLC
12 Laboratory Drive, Research Triangle Park, NC 27709; USA TEL:(919)549-1400
This report shall not be reproduced except in full, without the written approval of UL LLC

HARMONICS AND SPURIOUS EMISSIONS

LOW CHANNEL RESULTS

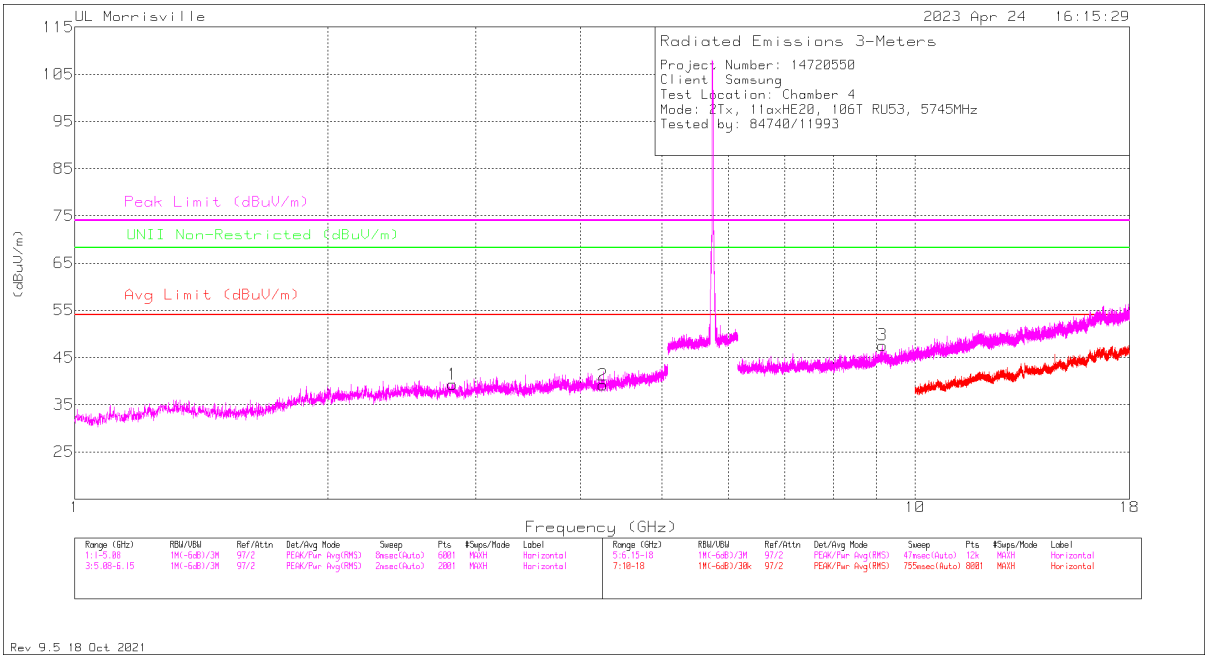

HORIZONTAL

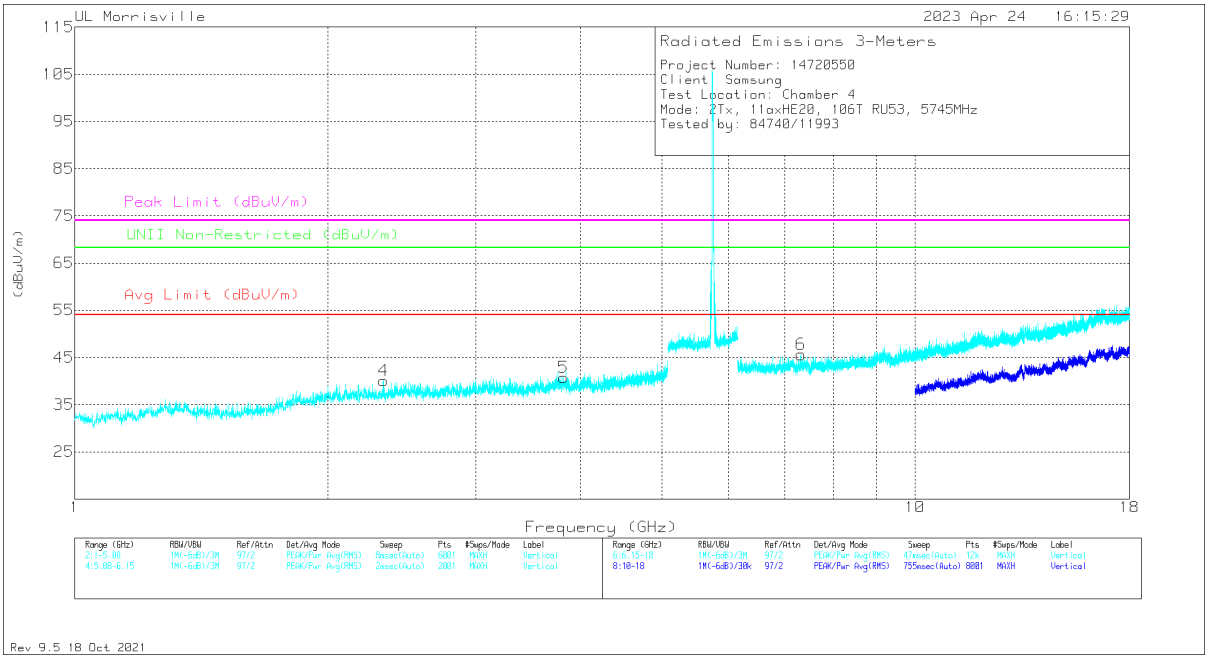

VERTICAL

UL LLC
12 Laboratory Drive, Research Triangle Park, NC 27709; USA TEL:(919)549-1400

This report shall not be reproduced except in full, without the written approval of UL LLC

RADIATED EMISSIONS

Marker	Frequency (GHz)	Meter Reading (dBuV)	Det	86408 (dB/m)	Gain/Loss (dB)	Corrected Reading (dBuV/m)	Avg Limit (dBuV/m)	Margin (dB)	Peak Limit (dBuV/m)	PK Margin (dB)	UNII Non-Restricted (dBuV/m)	PK Margin (dB)	Azimuth (Degs)	Height (cm)	Polarity
1	* ** 2.81832	42.15	Pk	32.6	-35.4	39.35	54	-14.65	74	-34.65	-	-	0-360	100	H
2	* ** 4.2504	37.92	Pk	33.3	-32.1	39.12	54	-14.88	74	-34.88	-	-	0-360	100	H
4	* ** 2.33008	43.66	Pk	32.1	-35.7	40.06	54	-13.94	74	-33.94	-	-	0-360	200	V
5	* ** 3.81792	40.22	Pk	33.5	-33	40.72	54	-13.28	74	-33.28	-	-	0-360	200	V
3	* ** 9.14805	37.4	Pk	36.2	-26	47.6	54	-6.4	74	-26.4	-	-	0-360	100	H
6	* ** 7.31723	37.81	Pk	35.6	-27.8	45.61	54	-8.39	74	-28.39	-	-	0-360	200	V

* - indicates frequency in CFR47 Pt 15 / IC RSS-Restricted Band
** - indicates frequency in Taiwan NCC LP0002 Restricted Band
Pk - Peak detector

UL LLC
12 Laboratory Drive, Research Triangle Park, NC 27709; USA TEL:(919)549-1400
This report shall not be reproduced except in full, without the written approval of UL LLC

MID CHANNEL RESULTS

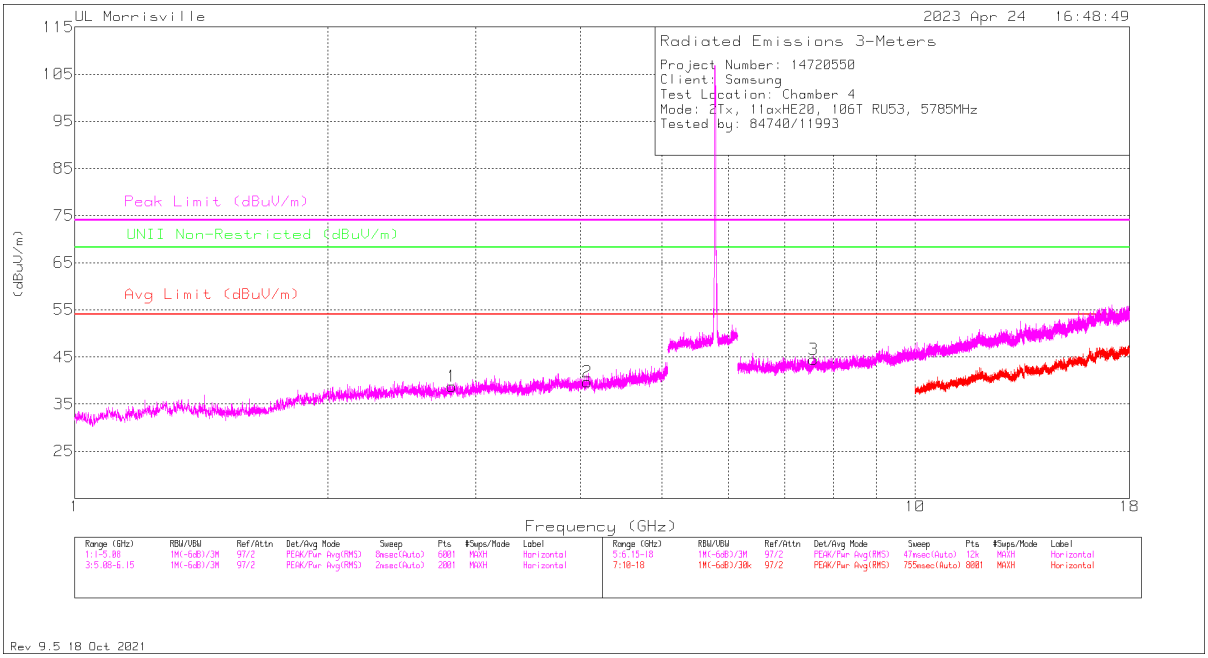

HORIZONTAL

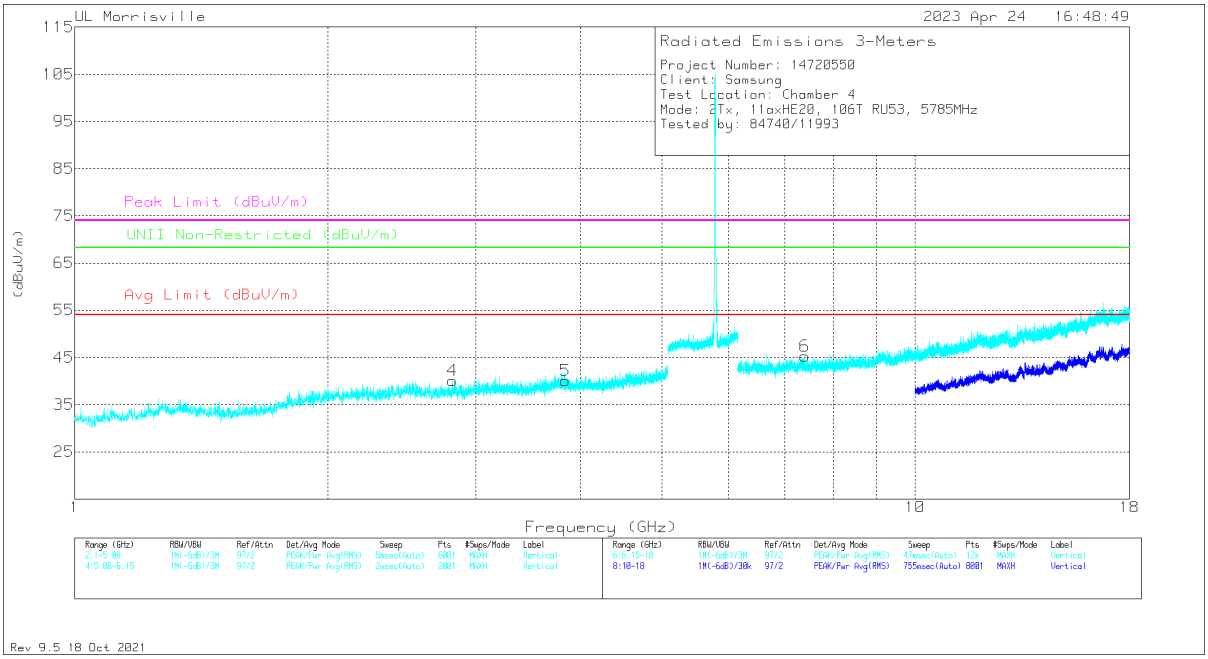

VERTICAL

UL LLC
12 Laboratory Drive, Research Triangle Park, NC 27709; USA TEL:(919)549-1400

This report shall not be reproduced except in full, without the written approval of UL LLC

RADIATED EMISSIONS

Marker	Frequency (GHz)	Meter Reading (dBuV)	Det	86408 (dB/m)	Gain/Loss (dB)	Corrected Reading (dBuV/m)	Avg Limit (dBuV/m)	Margin (dB)	Peak Limit (dBuV/m)	PK Margin (dB)	UNII Non-Restricted (dBuV/m)	PK Margin (dB)	Azimuth (Degs)	Height (cm)	Polarity
1	* ** 2.81288	41.54	Pk	32.6	-35.4	38.74	54	-15.26	74	-35.26	-	-	0-360	100	H
2	* ** 4.07224	39.1	Pk	33.4	-32.8	39.7	54	-14.3	74	-34.3	-	-	0-360	100	H
4	* ** 2.8156	42.92	Pk	32.6	-35.4	40.12	54	-13.88	74	-33.88	-	-	0-360	200	V
5	* ** 3.83696	39.37	Pk	33.5	-32.8	40.07	54	-13.93	74	-33.93	-	-	0-360	200	V
3	* ** 7.57003	36.72	Pk	35.7	-28	44.42	54	-9.58	74	-29.58	-	-	0-360	100	H
6	* ** 7.39228	37.18	Pk	35.6	-27.5	45.28	54	-8.72	74	-28.72	-	-	0-360	200	V

* - indicates frequency in CFR47 Pt 15 / IC RSS-Restricted Band
** - indicates frequency in Taiwan NCC LP0002 Restricted Band
Pk - Peak detector

UL LLC
12 Laboratory Drive, Research Triangle Park, NC 27709; USA TEL:(919)549-1400
This report shall not be reproduced except in full, without the written approval of UL LLC

HIGH CHANNEL RESULTS

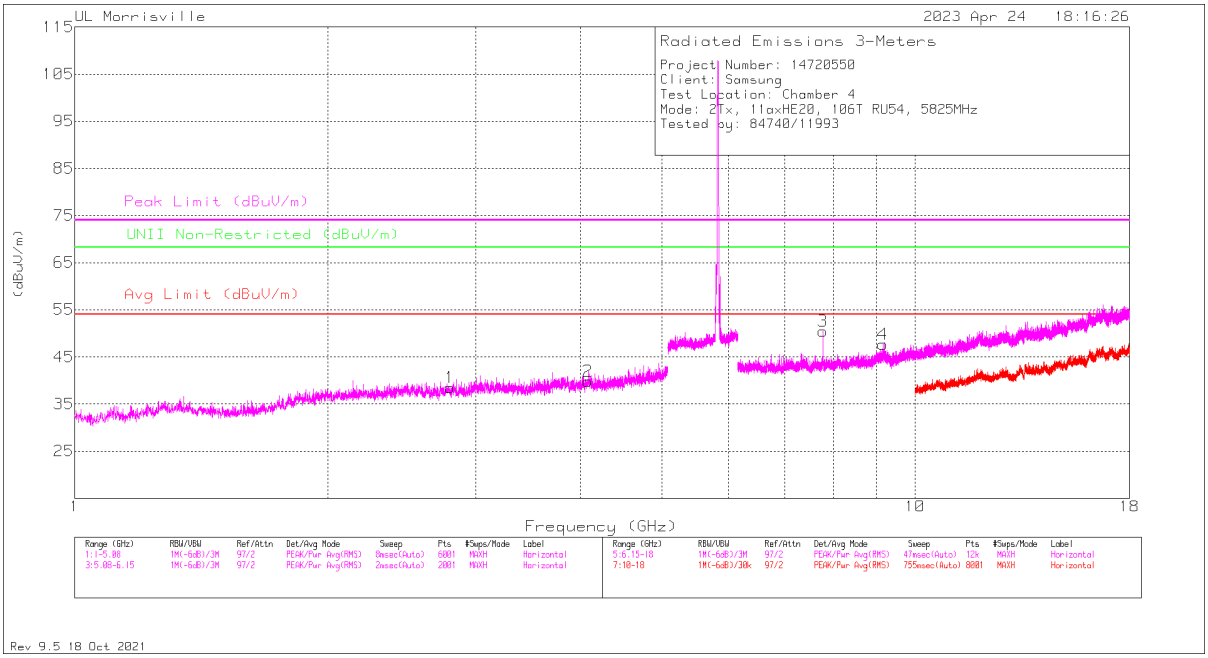

HORIZONTAL

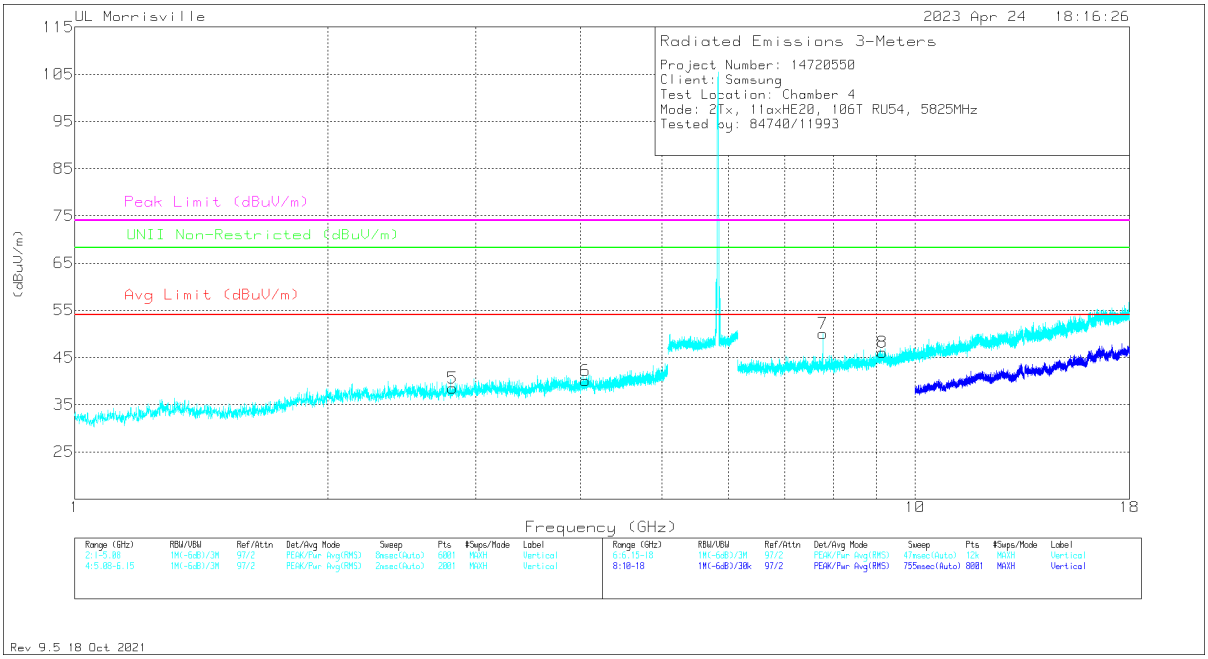

VERTICAL

UL LLC
12 Laboratory Drive, Research Triangle Park, NC 27709; USA TEL:(919)549-1400

This report shall not be reproduced except in full, without the written approval of UL LLC

RADIATED EMISSIONS

Marker	Frequency (GHz)	Meter Reading (dBuV)	Det	86408 (dB/m)	Gain/Loss (dB)	Corrected Reading (dBuV/m)	Avg Limit (dBuV/m)	Margin (dB)	Peak Limit (dBuV/m)	PK Margin (dB)	UNII Non-Restricted (dBuV/m)	PK Margin (dB)	Azimuth (Degs)	Height (cm)	Polarity
1	* ** 2.7952	41.54	Pk	32.6	-35.7	38.44	54	-15.56	74	-35.56	-	-	0-360	100	H
2	* ** 4.08108	38.84	Pk	33.4	-32.4	39.84	54	-14.16	74	-34.16	-	-	0-360	100	H
5	* ** 2.81832	41.27	Pk	32.6	-35.4	38.47	54	-15.53	74	-35.53	-	-	0-360	200	V
6	* ** 4.0566	39.44	Pk	33.4	-32.8	40.04	54	-13.96	74	-33.96	-	-	0-360	200	V
4	* ** 9.15694	37.68	Pk	36.2	-26.2	47.68	54	-6.32	74	-26.32	-	-	0-360	100	H
8	* ** 9.15101	35.92	Pk	36.2	-26	46.12	54	-7.88	74	-27.88	-	-	0-360	200	V
3	7.76654	43.08	Pk	35.7	-28.3	50.48	-	-	-	-	-	-	0-360	100	H
7	7.76654	42.63	Pk	35.7	-28.3	50.03	-	-	-	-	-	-	0-360	200	V

* - indicates frequency in CFR47 Pt 15 / IC RSS-Restricted Band
** - indicates frequency in Taiwan NCC LP0002 Restricted Band
Pk - Peak detector

UL LLC
12 Laboratory Drive, Research Triangle Park, NC 27709; USA TEL:(919)549-1400
This report shall not be reproduced except in full, without the written approval of UL LLC

2TX CDD MODE – 242T

BANDEDGE (LOW CHANNEL)

HORIZONTAL RESULT

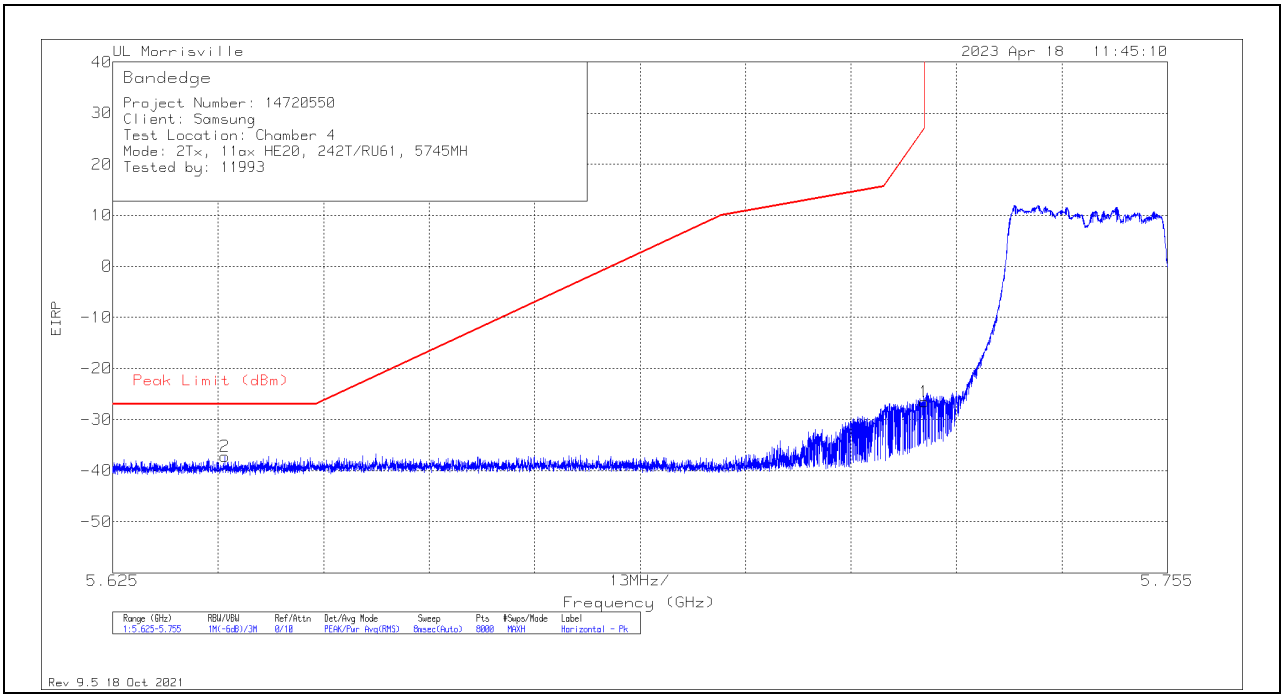

Marker	Frequency (GHz)	Meter Reading (dBm)	Det	86408 (dB/m)	Gain/Loss (dB)	Conversion Factor (dB)	Corrected Reading EIRP	Peak Limit (dBm)	PK Margin (dB)	Azimuth (Degs)	Height (cm)	Polarity
2	5.6388	-74.28	Pk	34.8	-9.5	11.8	-37.18	-27	-10.18	220	104	H
1	5.725	-63.96	Pk	34.8	-9.2	11.8	-26.56	27	-53.56	220	104	H

Pk - Peak detector

UL LLC
12 Laboratory Drive, Research Triangle Park, NC 27709; USA TEL:(919)549-1400
This report shall not be reproduced except in full, without the written approval of UL LLC

VERTICAL RESULT

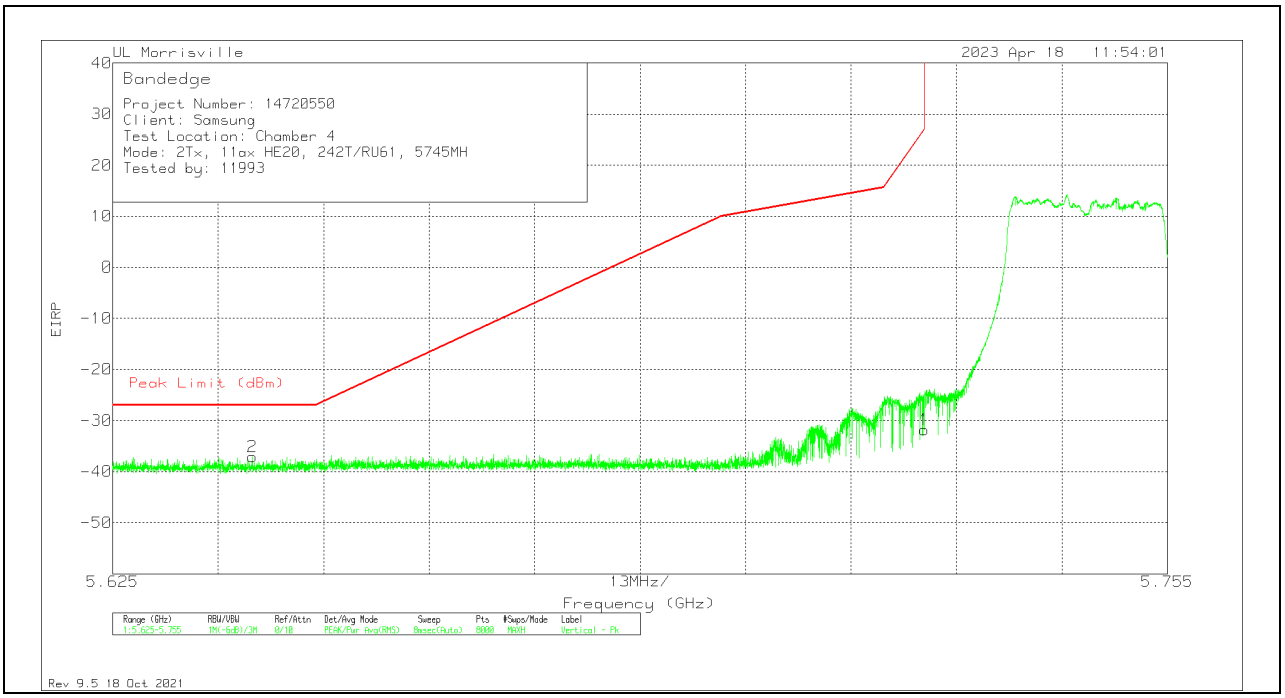

Marker	Frequency (GHz)	Meter Reading (dBm)	Det	86408 (dB/m)	Gain/Loss (dB)	Conversion Factor (dB)	Corrected Reading EIRP	Peak Limit (dBm)	PK Margin (dB)	Azimuth (Degs)	Height (cm)	Polarity
2	5.64221	-74.28	Pk	34.8	-9.4	11.8	-37.08	-27	-10.08	211	259	V
1	5.725	-69.19	Pk	34.8	-9.2	11.8	-31.79	27	-58.79	211	259	V

Pk - Peak detector

UL LLC
12 Laboratory Drive, Research Triangle Park, NC 27709; USA TEL:(919)549-1400
This report shall not be reproduced except in full, without the written approval of UL LLC

BANDEDGE (HIGH CHANNEL)

HORIZONTAL RESULT

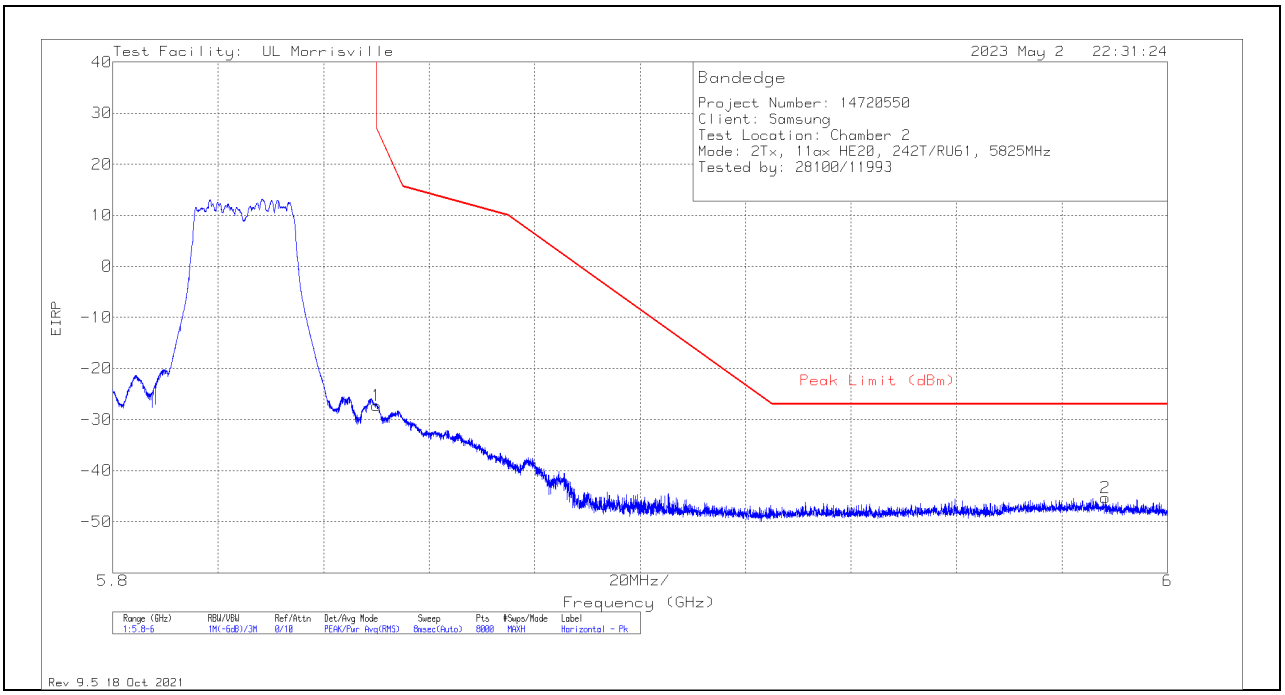

Marker	Frequency (GHz)	Meter Reading (dBm)	Det	88761 (dB/m)	Gain/Loss (dB)	Conversion Factor (dB)	Corrected Reading EIRP	Peak Limit (dBm)	PK Margin (dB)	Azimuth (Degs)	Height (cm)	Polarity
1	5.85001	-50.93	Pk	34.8	-22.9	11.8	-27.23	26.99	-54.22	236	111	H
2	5.98825	-69.81	Pk	35.1	-22.4	11.8	-45.31	-27	-18.31	236	111	H

Pk - Peak detector

UL LLC
12 Laboratory Drive, Research Triangle Park, NC 27709; USA TEL:(919)549-1400
This report shall not be reproduced except in full, without the written approval of UL LLC

VERTICAL RESULT

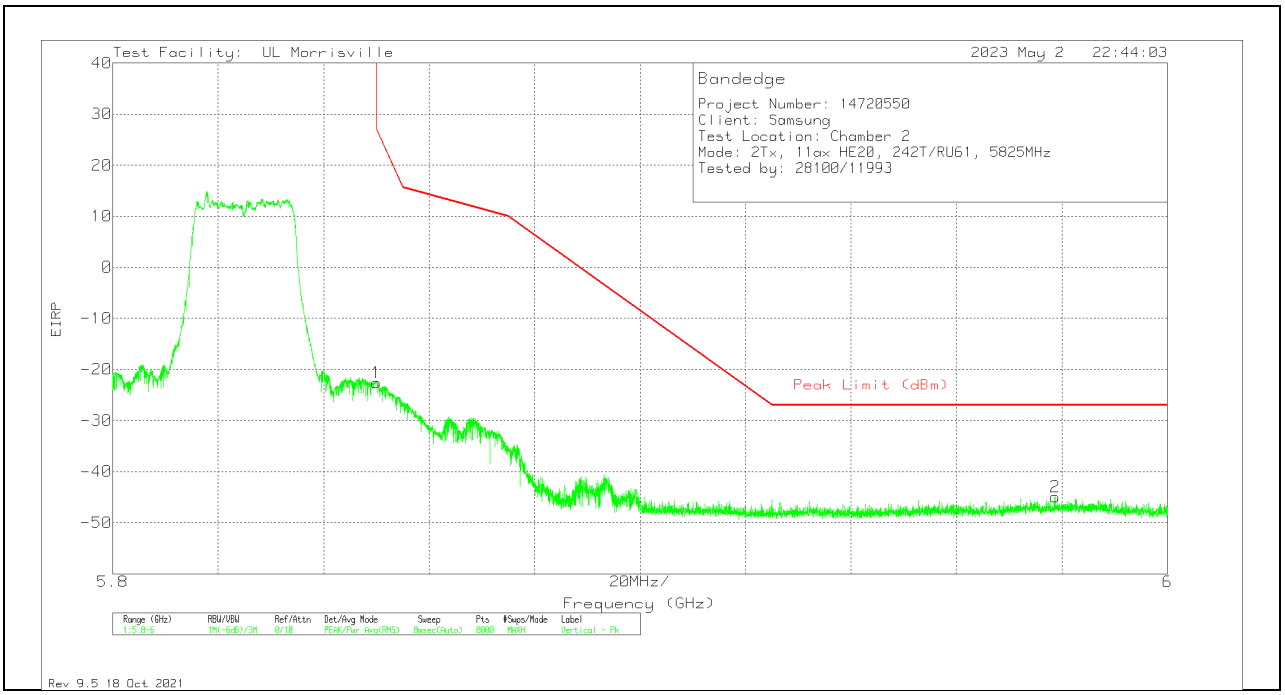

Marker	Frequency (GHz)	Meter Reading (dBm)	Det	88761 (dB/m)	Gain/Loss (dB)	Conversion Factor (dB)	Corrected Reading EIRP	Peak Limit (dBm)	PK Margin (dB)	Azimuth (Degs)	Height (cm)	Polarity
1	5.85001	-46.3	Pk	34.8	-22.9	11.8	-22.6	26.99	-49.59	219	245	V
2	5.97867	-69.41	Pk	35.1	-22.4	11.8	-44.91	-27	-17.91	219	245	V

Pk - Peak detector

UL LLC
12 Laboratory Drive, Research Triangle Park, NC 27709; USA TEL:(919)549-1400
This report shall not be reproduced except in full, without the written approval of UL LLC

10.1.30. TX ABOVE 1 GHz 802.11ax HE40 MODE IN THE 5.8 GHz BAND

2TX CDD MODE – 484T

BANDEDGE (LOW CHANNEL)

HORIZONTAL RESULT

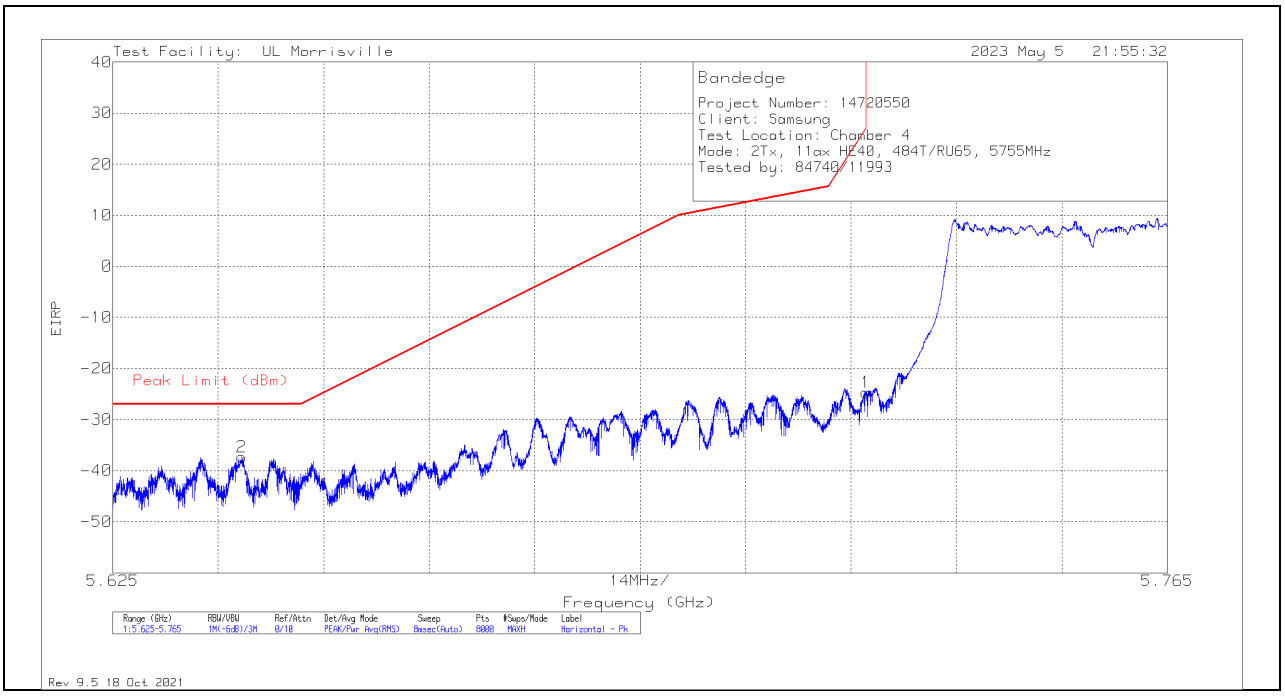

Marker	Frequency (GHz)	Meter Reading (dBm)	Det	88761 (dB/m)	Gain/Loss (dB)	Conversion Factor (dB)	Corrected Reading EIRP	Peak Limit (dBm)	PK Margin (dB)	Azimuth (Degs)	Height (cm)	Polarity
1	5.72499	-47.68	Pk	34.6	-23.4	11.8	-24.68	26.97	-51.65	97	104	H
2	5.64213	-60.34	Pk	34.6	-23.4	11.8	-37.34	-27	-10.34	97	104	H

Pk - Peak detector

UL LLC
12 Laboratory Drive, Research Triangle Park, NC 27709; USA TEL:(919)549-1400
This report shall not be reproduced except in full, without the written approval of UL LLC

VERTICAL RESULT

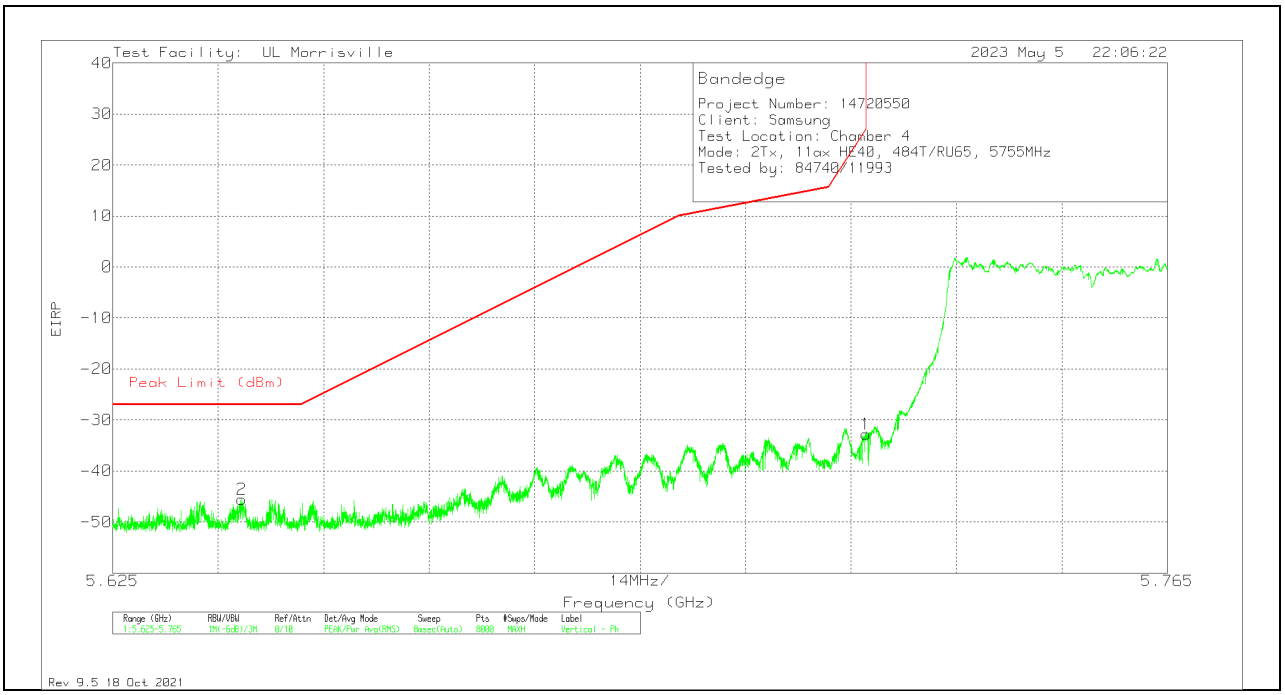

Marker	Frequency (GHz)	Meter Reading (dBm)	Det	88761 (dB/m)	Gain/Loss (dB)	Conversion Factor (dB)	Corrected Reading EIRP	Peak Limit (dBm)	PK Margin (dB)	Azimuth (Degs)	Height (cm)	Polarity
1	5.72499	-55.85	Pk	34.6	-23.4	11.8	-32.85	26.97	-59.82	7	110	V
2	5.64215	-68.53	Pk	34.6	-23.4	11.8	-45.53	-27	-18.53	7	110	V

Pk - Peak detector

UL LLC
12 Laboratory Drive, Research Triangle Park, NC 27709; USA TEL:(919)549-1400
This report shall not be reproduced except in full, without the written approval of UL LLC

BANDEDGE (HIGH CHANNEL)

HORIZONTAL RESULT

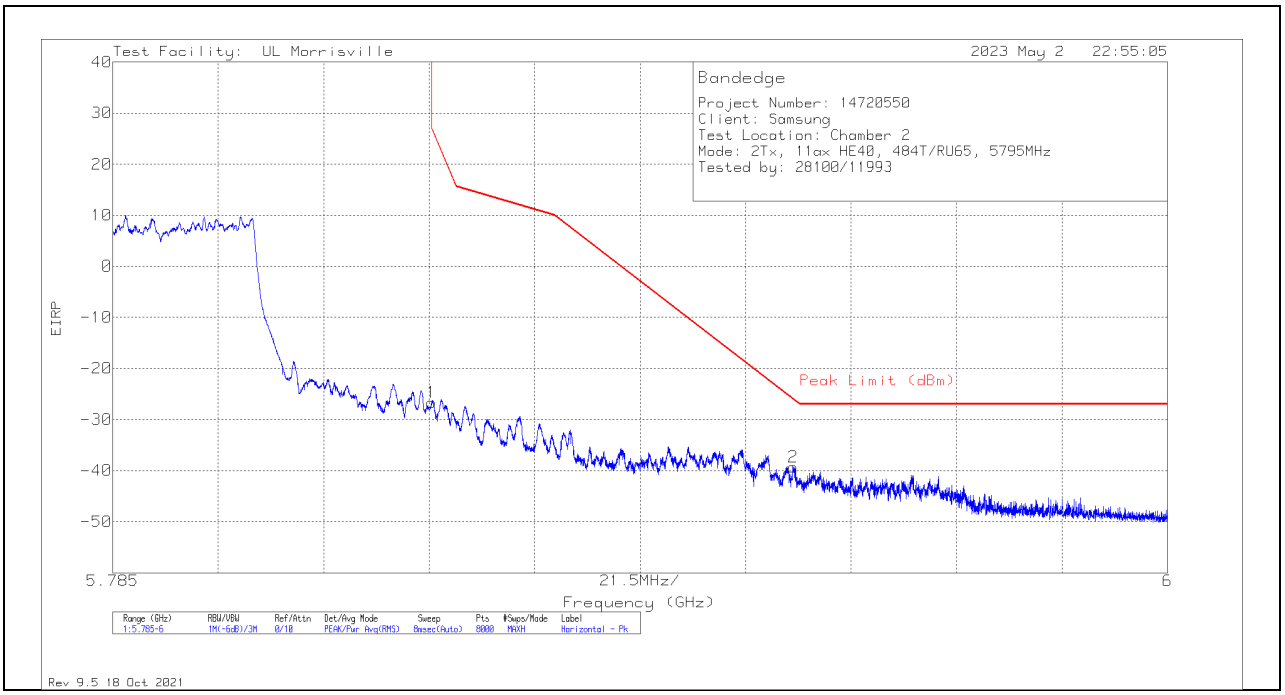

Marker	Frequency (GHz)	Meter Reading (dBm)	Det	88761 (dB/m)	Gain/Loss (dB)	Conversion Factor (dB)	Corrected Reading EIRP	Peak Limit (dBm)	PK Margin (dB)	Azimuth (Degs)	Height (cm)	Polarity
1	5.85002	-50.37	Pk	34.8	-22.9	11.8	-26.67	26.96	-53.63	92	108	H
2	5.92372	-62.75	Pk	34.9	-23.2	11.8	-39.25	-26.05	-13.2	92	108	H

Pk - Peak detector

UL LLC
12 Laboratory Drive, Research Triangle Park, NC 27709; USA TEL:(919)549-1400
This report shall not be reproduced except in full, without the written approval of UL LLC

VERTICAL RESULT

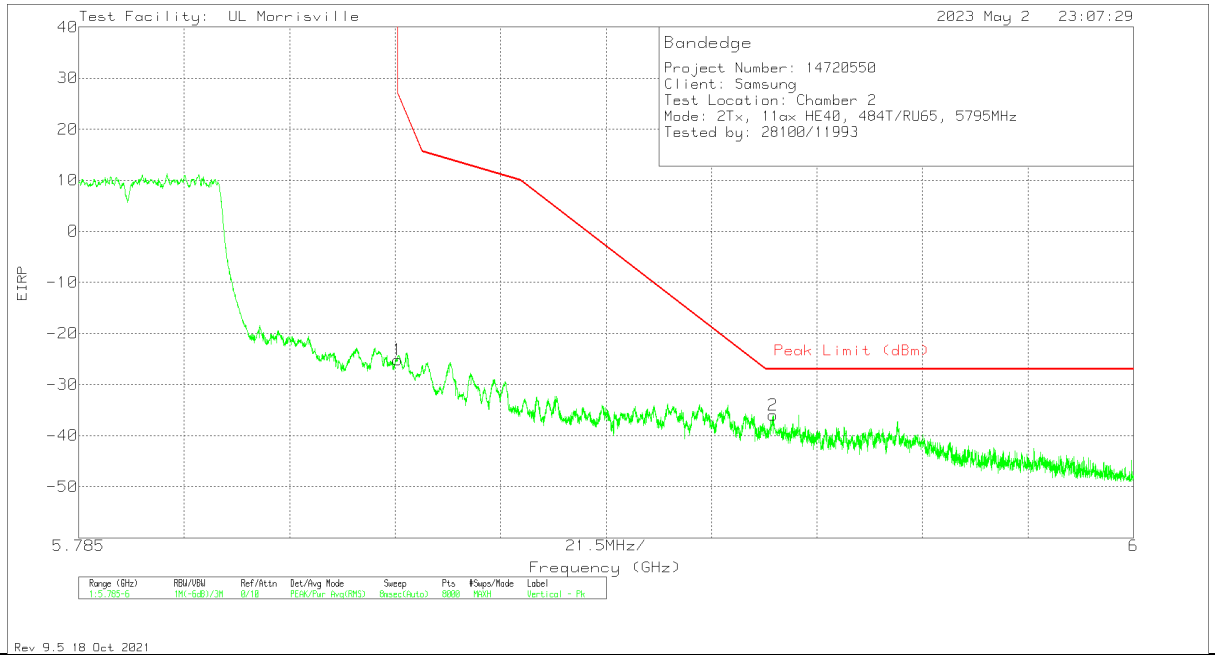

Marker	Frequency (GHz)	Meter Reading (dBm)	Det	88761 (dB/m)	Gain/Loss (dB)	Conversion Factor (dB)	Corrected Reading EIRP	Peak Limit (dBm)	PK Margin (dB)	Azimuth (Degs)	Height (cm)	Polarity
1	5.85002	-48.84	Pk	34.8	-22.9	11.8	-25.14	26.96	-52.1	218	271	V
2	5.92657	-59.78	Pk	35	-23	11.8	-35.98	-27	-8.98	218	271	V

Pk - Peak detector

UL LLC
12 Laboratory Drive, Research Triangle Park, NC 27709; USA TEL:(919)549-1400
This report shall not be reproduced except in full, without the written approval of UL LLC

HARMONICS AND SPURIOUS EMISSIONS

LOW CHANNEL RESULTS

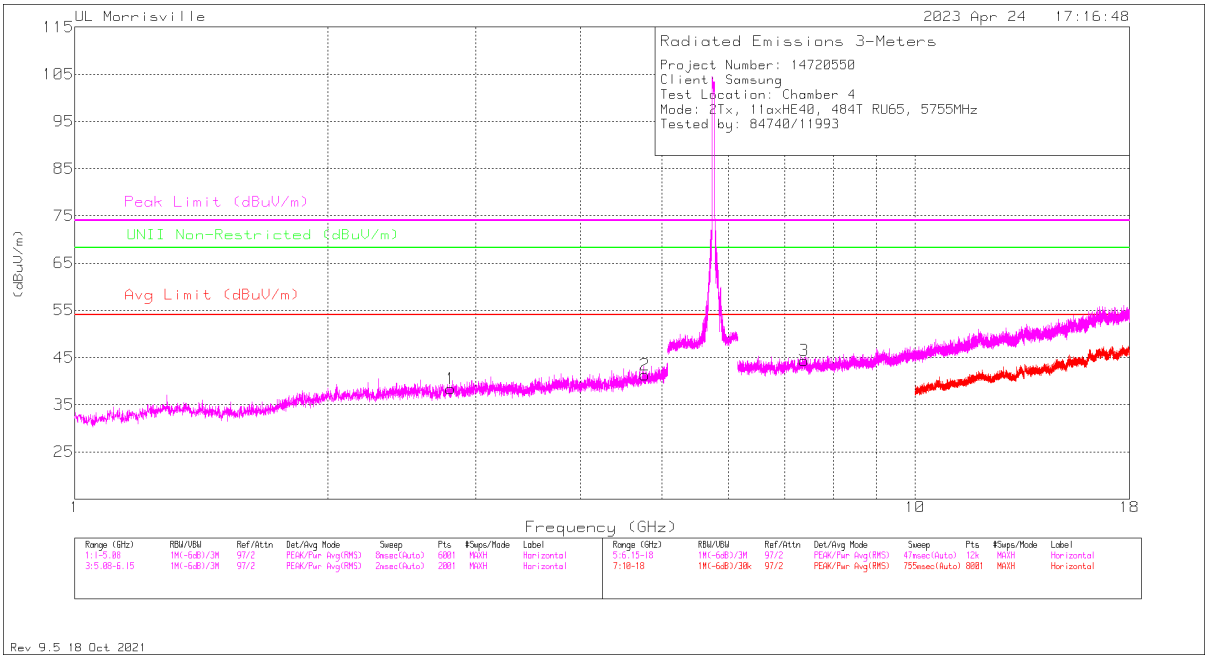

HORIZONTAL

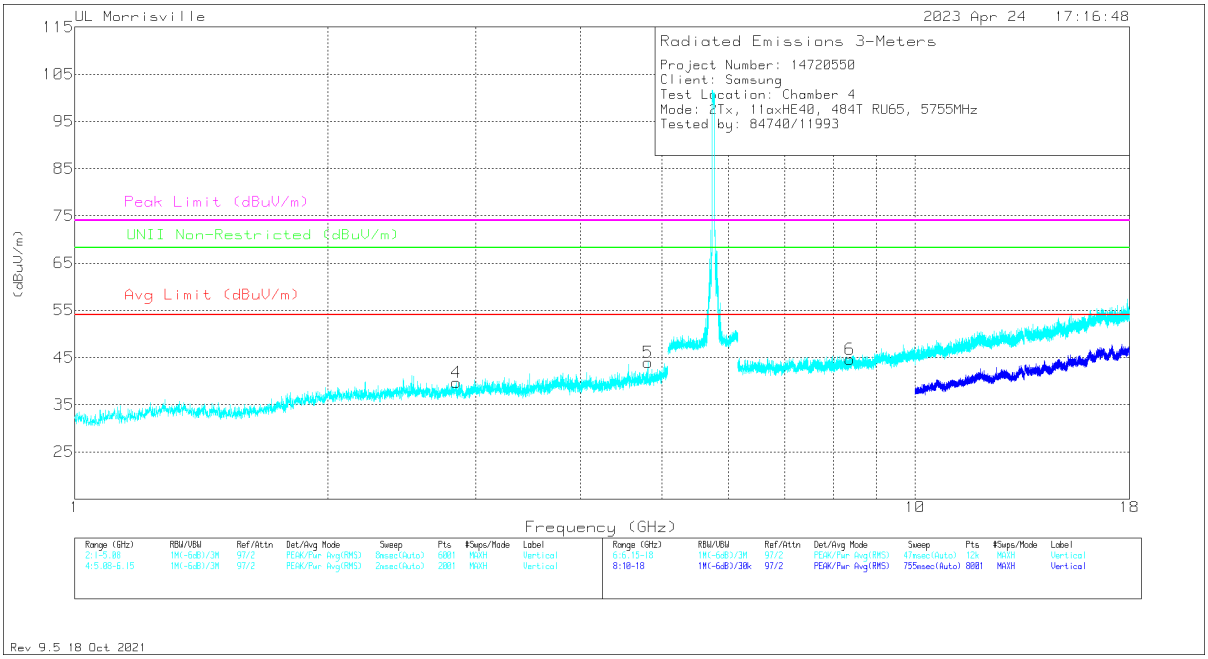

VERTICAL

UL LLC
12 Laboratory Drive, Research Triangle Park, NC 27709; USA TEL:(919)549-1400

This report shall not be reproduced except in full, without the written approval of UL LLC

RADIATED EMISSIONS

Marker	Frequency (GHz)	Meter Reading (dBuV)	Det	86408 (dB/m)	Gain/Loss (dB)	Corrected Reading (dBuV/m)	Avg Limit (dBuV/m)	Margin (dB)	Peak Limit (dBuV/m)	PK Margin (dB)	UNII Non-Restricted (dBuV/m)	PK Margin (dB)	Azimuth (Degs)	Height (cm)	Polarity
1	* ** 2.79996	41.49	Pk	32.6	-35.7	38.39	54	-15.61	74	-35.61	-	-	0-360	100	H
2	* ** 4.77468	38.33	Pk	34	-31.1	41.23	54	-12.77	74	-32.77	-	-	0-360	100	H
4	* ** 2.84484	42.64	Pk	32.5	-35.5	39.64	54	-14.36	74	-34.36	-	-	0-360	200	V
5	* ** 4.81276	40.43	Pk	34.1	-30.6	43.93	54	-10.07	74	-30.07	-	-	0-360	200	V
3	* ** 7.37549	36.13	Pk	35.6	-27.4	44.33	54	-9.67	74	-29.67	-	-	0-360	100	H
6	* ** 8.36496	35.95	Pk	35.7	-27	44.65	54	-9.35	74	-29.35	-	-	0-360	200	V

* - indicates frequency in CFR47 Pt 15 / IC RSS-Restricted Band
** - indicates frequency in Taiwan NCC LP0002 Restricted Band
Pk - Peak detector

UL LLC
12 Laboratory Drive, Research Triangle Park, NC 27709; USA TEL:(919)549-1400
This report shall not be reproduced except in full, without the written approval of UL LLC

HIGH CHANNEL RESULTS

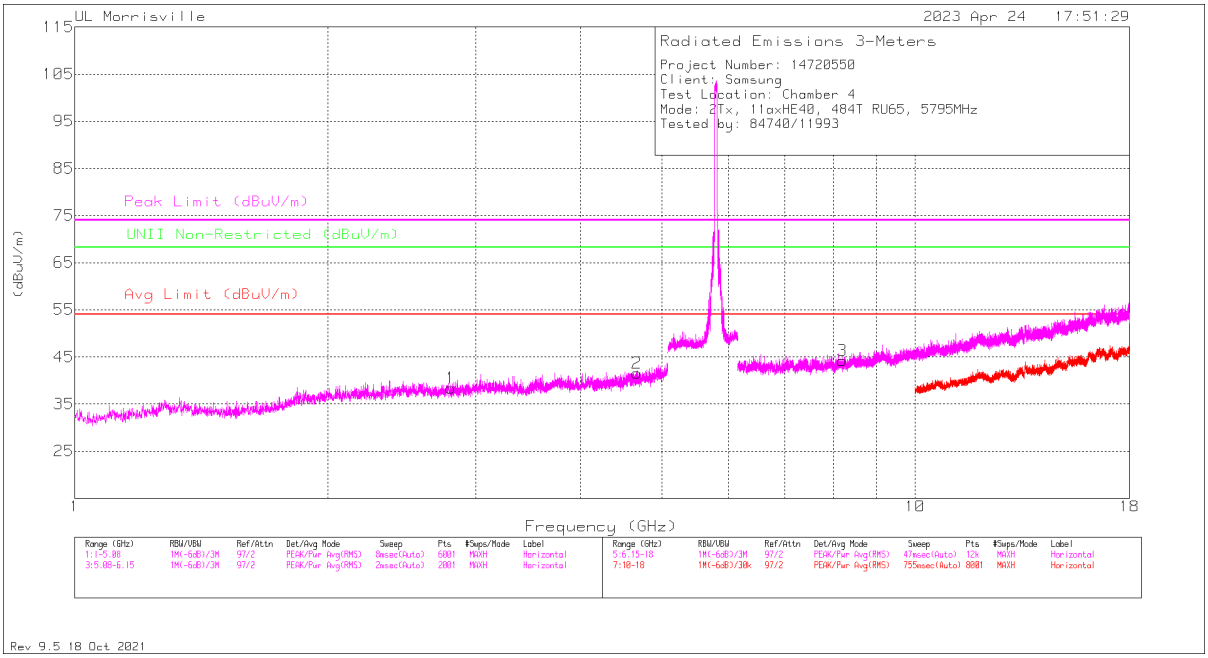

HORIZONTAL

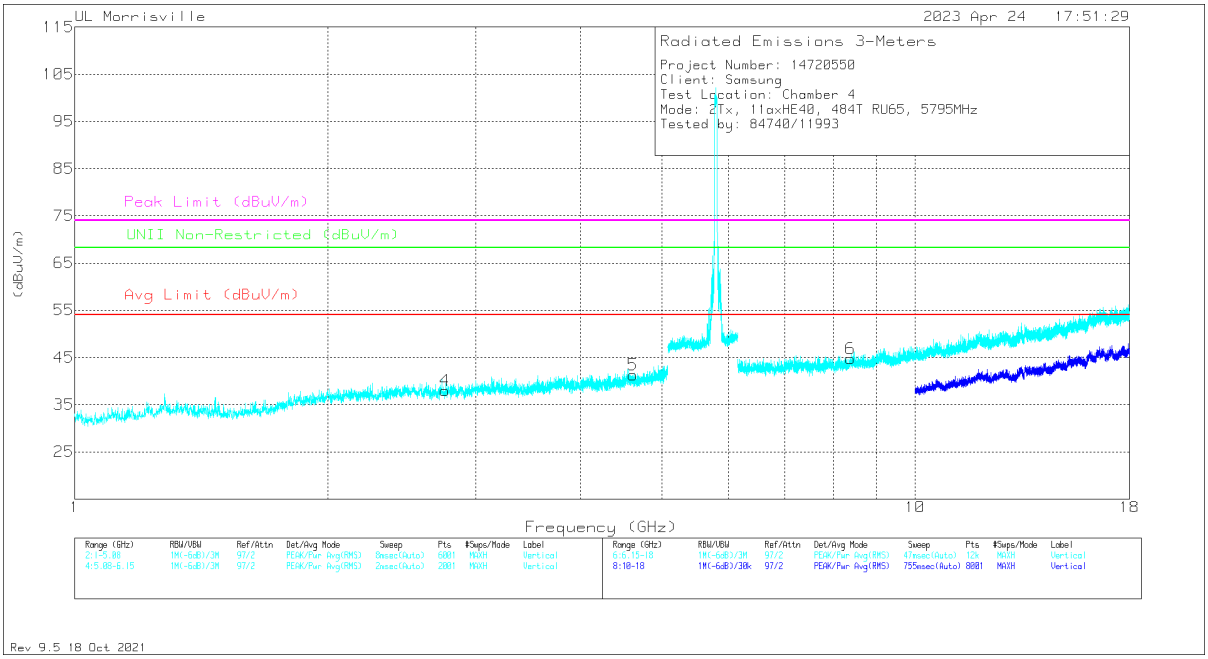

VERTICAL

UL LLC
12 Laboratory Drive, Research Triangle Park, NC 27709; USA TEL:(919)549-1400

This report shall not be reproduced except in full, without the written approval of UL LLC

RADIATED EMISSIONS

Marker	Frequency (GHz)	Meter Reading (dBuV)	Det	86408 (dB/m)	Gain/Loss (dB)	Corrected Reading (dBuV/m)	Avg Limit (dBuV/m)	Margin (dB)	Peak Limit (dBuV/m)	PK Margin (dB)	UNII Non-Restricted (dBuV/m)	PK Margin (dB)	Azimuth (Degs)	Height (cm)	Polarity
1	* ** 2.80404	41.32	Pk	32.6	-35.6	38.32	54	-15.68	74	-35.68	-	-	0-360	100	H
2	* ** 4.66588	38.72	Pk	34	-31.2	41.52	54	-12.48	74	-32.48	-	-	0-360	100	H
4	* ** 2.7578	41.45	Pk	32.4	-35.9	37.95	54	-16.05	74	-36.05	-	-	0-360	200	V
5	* ** 4.62168	38.53	Pk	34.1	-31.3	41.33	54	-12.67	74	-32.67	-	-	0-360	200	V
3	* ** 8.19116	35.76	Pk	35.7	-27.3	44.16	54	-9.84	74	-29.84	-	-	0-360	100	H
6	* ** 8.37583	35.94	Pk	35.7	-26.9	44.74	54	-9.26	74	-29.26	-	-	0-360	200	V

* - indicates frequency in CFR47 Pt 15 / IC RSS-Restricted Band
** - indicates frequency in Taiwan NCC LP0002 Restricted Band
Pk - Peak detector

UL LLC
12 Laboratory Drive, Research Triangle Park, NC 27709; USA TEL:(919)549-1400
This report shall not be reproduced except in full, without the written approval of UL LLC

10.1.31. TX ABOVE 1 GHz 802.11ax HE80 MODE IN THE 5.8 GHz BAND

2TX CDD MODE – 996T

BANDEDGE (LOW CHANNEL)

HORIZONTAL RESULT

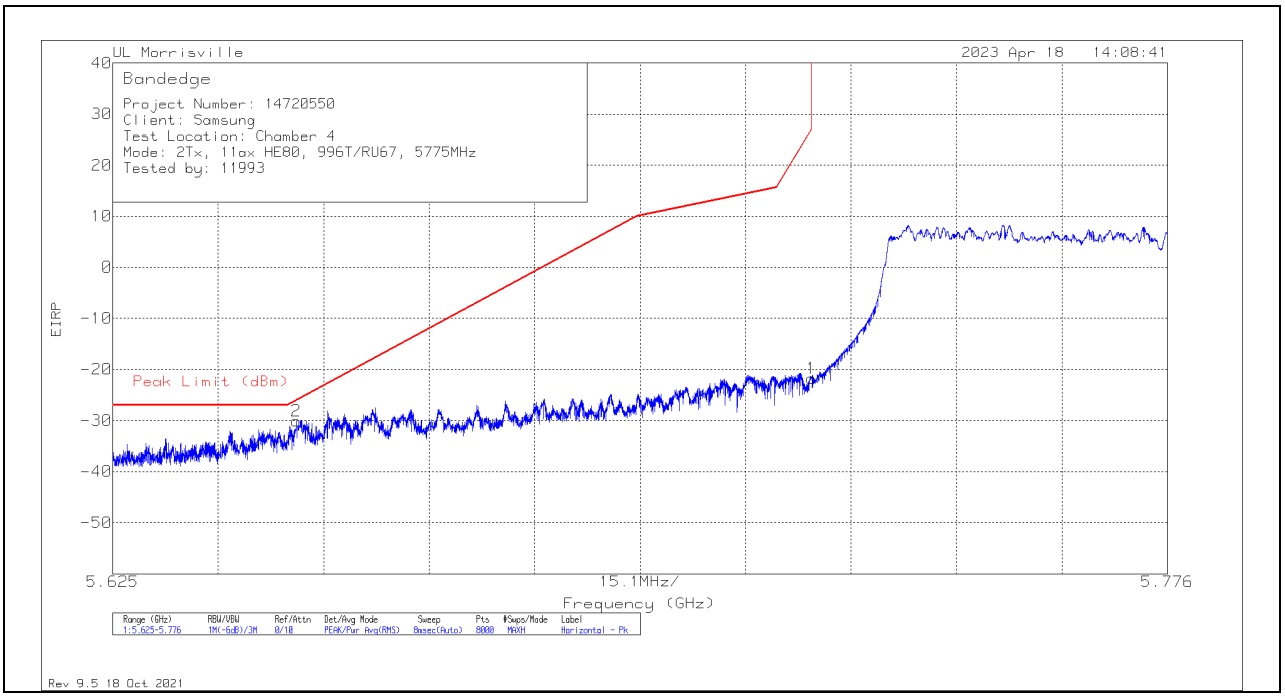

Marker	Frequency (GHz)	Meter Reading (dBm)	Det	86408 (dB/m)	Gain/Loss (dB)	Conversion Factor (dB)	Corrected Reading EIRP	Peak Limit (dBm)	PK Margin (dB)	Azimuth (Degs)	Height (cm)	Polarity
2	5.6513	-67.54	Pk	34.8	-9.2	11.8	-30.14	-26.04	-4.1	226	113	H
1	5.72499	-59.19	Pk	34.8	-9.2	11.8	-21.79	26.98	-48.77	226	113	H

Pk - Peak detector

UL LLC
12 Laboratory Drive, Research Triangle Park, NC 27709; USA TEL:(919)549-1400
This report shall not be reproduced except in full, without the written approval of UL LLC

VERTICAL RESULT

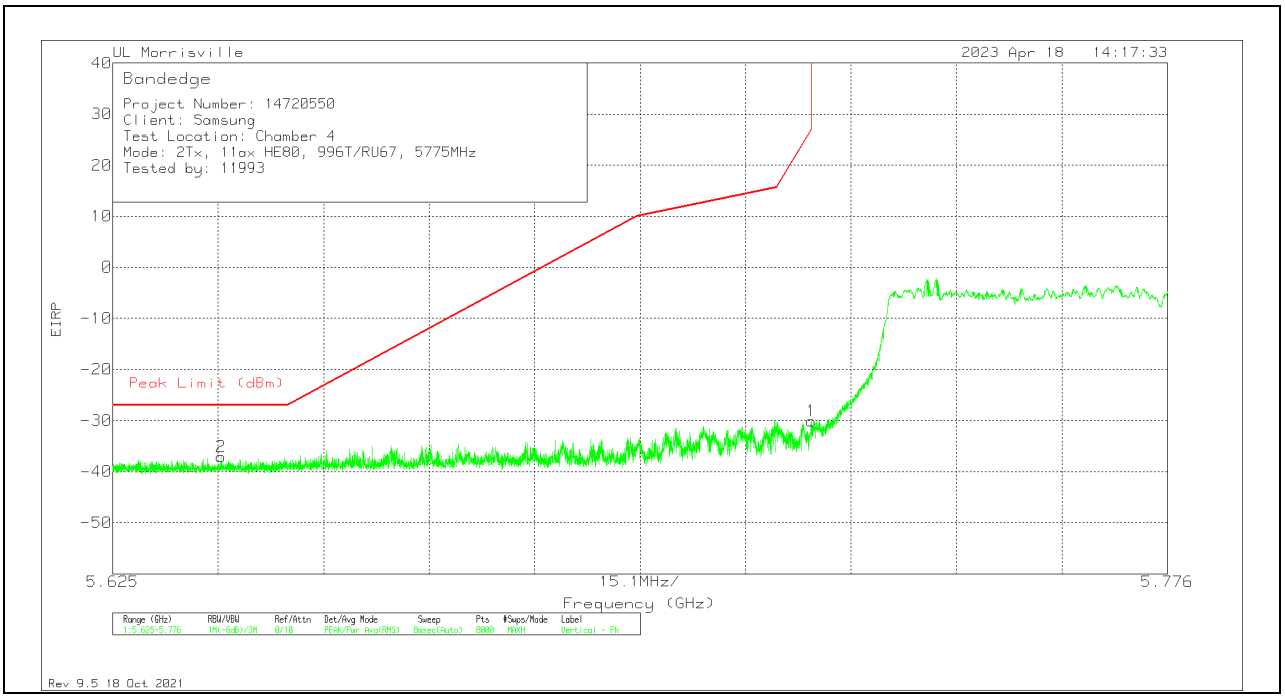

Marker	Frequency (GHz)	Meter Reading (dBm)	Det	86408 (dB/m)	Gain/Loss (dB)	Conversion Factor (dB)	Corrected Reading EIRP	Peak Limit (dBm)	PK Margin (dB)	Azimuth (Degs)	Height (cm)	Polarity
2	5.64052	-74.29	Pk	34.8	-9.4	11.8	-37.09	-27	-10.09	6	312	V
1	5.72499	-67.53	Pk	34.8	-9.2	11.8	-30.13	26.98	-57.11	6	312	V

Pk - Peak detector

UL LLC
12 Laboratory Drive, Research Triangle Park, NC 27709; USA TEL:(919)549-1400
This report shall not be reproduced except in full, without the written approval of UL LLC