BANDEDGE (HIGH CHANNEL)

HORIZONTAL RESULT

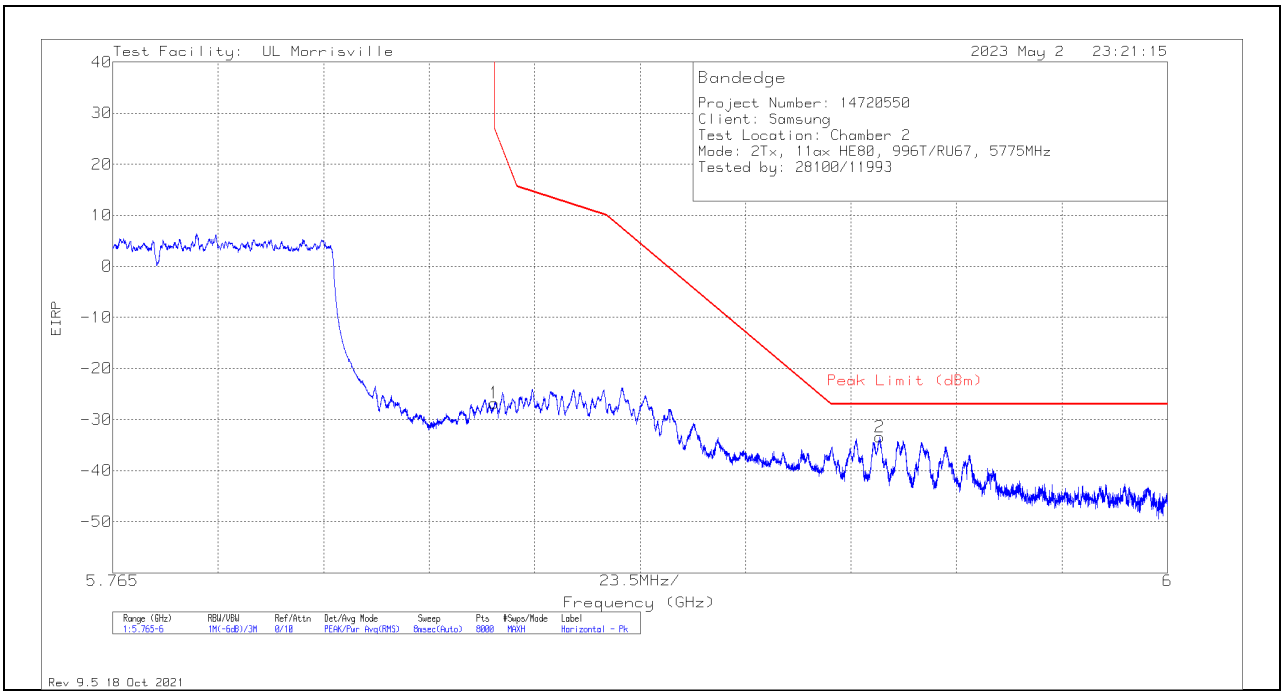

Marker	Frequency (GHz)	Meter Reading (dBm)	Det	88761 (dB/m)	Gain/Loss (dB)	Conversion Factor (dB)	Corrected Reading EIRP	Peak Limit (dBm)	PK Margin (dB)	Azimuth (Degs)	Height (cm)	Polarity
1	5.85002	-50.42	Pk	34.8	-22.9	11.8	-26.72	26.95	-53.67	87	119	H
2	5.93587	-57.44	Pk	35	-22.8	11.8	-33.44	-27	-6.44	87	119	H

Pk - Peak detector

UL LLC
12 Laboratory Drive, Research Triangle Park, NC 27709; USA TEL:(919)549-1400
This report shall not be reproduced except in full, without the written approval of UL LLC

VERTICAL RESULT

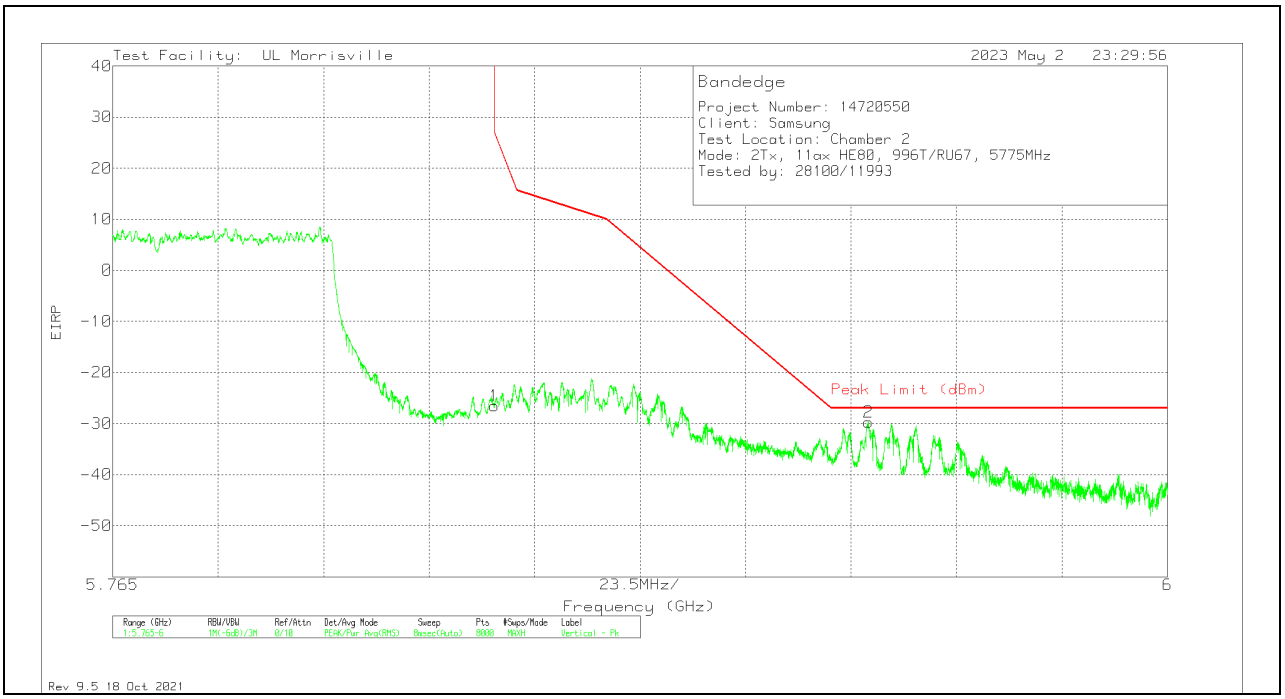

Marker	Frequency (GHz)	Meter Reading (dBm)	Det	88761 (dB/m)	Gain/Loss (dB)	Conversion Factor (dB)	Corrected Reading EIRP	Peak Limit (dBm)	PK Margin (dB)	Azimuth (Degs)	Height (cm)	Polarity
1	5.85002	-50.26	Pk	34.8	-22.9	11.8	-26.56	26.95	-53.51	216	273	V
2	5.9334	-53.81	Pk	35	-22.7	11.8	-29.71	-27	-2.71	216	273	V

Pk - Peak detector

UL LLC
12 Laboratory Drive, Research Triangle Park, NC 27709; USA TEL:(919)549-1400
This report shall not be reproduced except in full, without the written approval of UL LLC

10.1.32. TX ABOVE 1 GHz 802.11a MODE IN THE 5.9 GHz BAND

2TX CDD MODE

BANDEDGE (HIGH CHANNEL)

HORIZONTAL RESULT

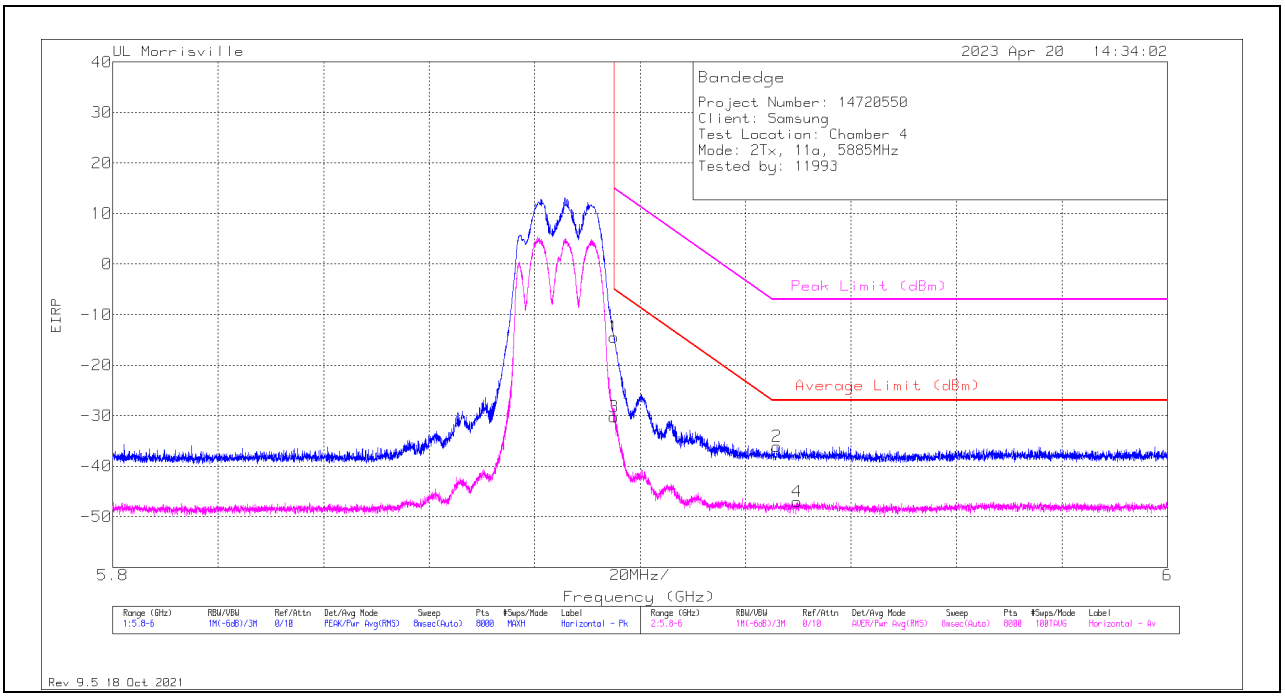

Marker	Frequency (GHz)	Meter Reading (dBm)	Det	86408 (dB/m)	Gain/Loss (dB)	Conversion Factor (dB)	DC Corr (dB)	Corrected Reading EIRP	Peak Limit (dBm)	PK Margin (dB)	Average Limit (dBm)	RMS Margin (dB)	Azimuth (Degs)	Height (cm)	Polarity
1	5.89501	-52.26	Pk	35.1	-9.1	11.8	0	-14.46	14.99	-29.45	-	-	98	117	H
3	5.89501	-68.56	RMS	35.1	-9.1	11.8	.29	-30.47	-	-	-5.01	-25.46	98	117	H
2	5.92594	-74.02	Pk	35.1	-8.9	11.8	0	-36.02	-7	-29.02	-	-	98	117	H
4	5.92972	-85.55	RMS	35.1	-8.9	11.8	.29	-47.26	-	-	-27	-20.26	98	117	H

Pk - Peak detector
RMS - RMS detection

UL LLC
12 Laboratory Drive, Research Triangle Park, NC 27709; USA TEL:(919)549-1400
This report shall not be reproduced except in full, without the written approval of UL LLC

VERTICAL RESULT

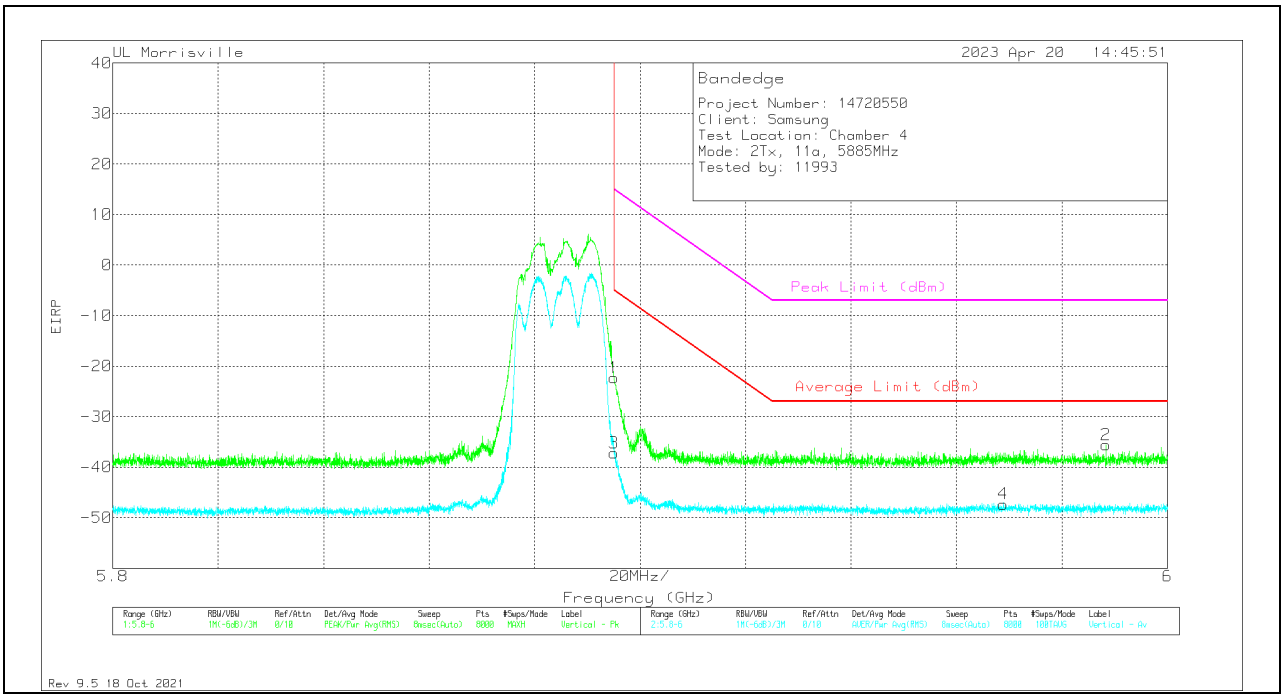

Marker	Frequency (GHz)	Meter Reading (dBm)	Det	86408 (dB/m)	Gain/Loss (dB)	Conversion Factor (dB)	DC Corr (dB)	Corrected Reading EIRP	Peak Limit (dBm)	PK Margin (dB)	Average Limit (dBm)	RMS Margin (dB)	Azimuth (Degs)	Height (cm)	Polarity
1	5.89501	-60.05	Pk	35.1	-9.1	11.8	0	-22.25	14.99	-37.24	-	-	5	253	V
3	5.89501	-75.3	RMS	35.1	-9.1	11.8	.29	-37.21	-	-	-5.01	-32.2	5	253	V
4	5.9689	-85.5	RMS	35.1	-9	11.8	.29	-47.31	-	-	-27	-20.31	5	253	V
2	5.98832	-73.28	Pk	35.1	-9.2	11.8	0	-35.58	-7	-28.58	-	-	5	253	V

Pk - Peak detector
RMS - RMS detection

UL LLC
12 Laboratory Drive, Research Triangle Park, NC 27709; USA TEL:(919)549-1400
This report shall not be reproduced except in full, without the written approval of UL LLC

10.1.33. TX ABOVE 1 GHz 802.11n HT20 MODE IN THE 5.9 GHz BAND

2TX CDD MODE

BANDEDGE (HIGH CHANNEL)

HORIZONTAL RESULT

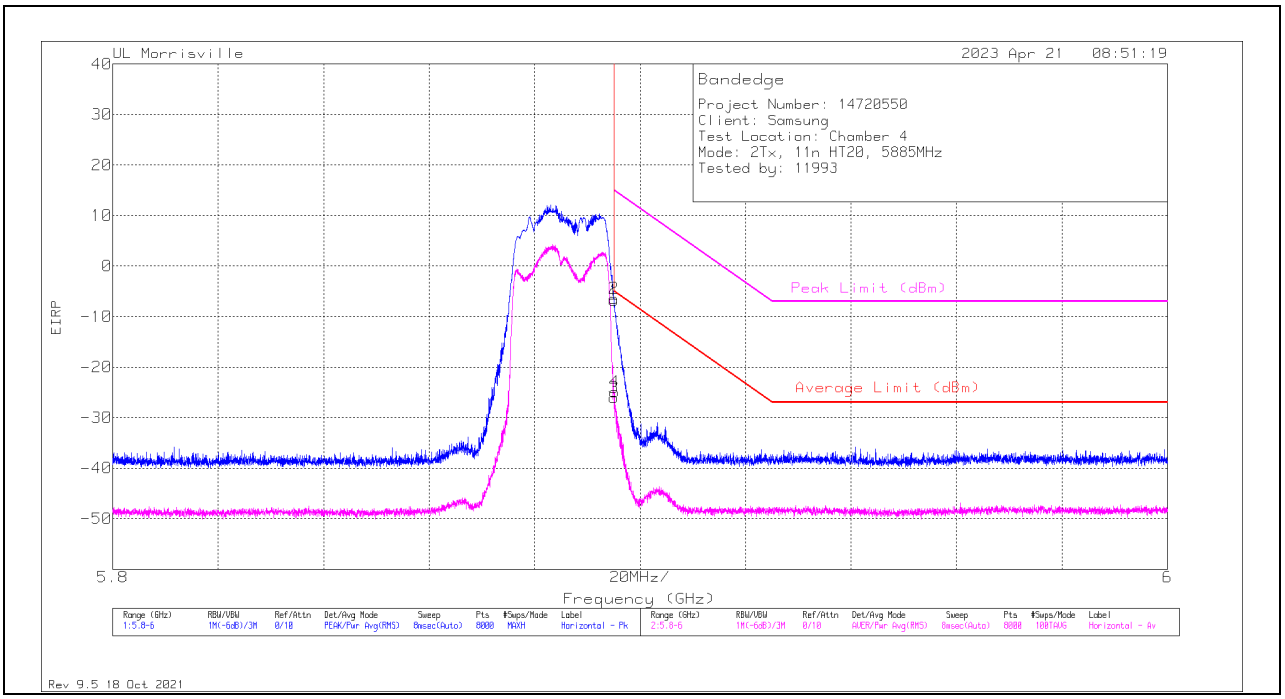

Marker	Frequency (GHz)	Meter Reading (dBm)	Det	86408 (dB/m)	Gain/Loss (dB)	Conversion Factor (dB)	DC Corr (dB)	Corrected Reading EIRP	Peak Limit (dBm)	PK Margin (dB)	Average Limit (dBm)	RMS Margin (dB)	Azimuth (Degs)	Height (cm)	Polarity
1	5.89501	-44.52	Pk	35.1	-9.1	11.8	0	-6.72	14.99	-21.71	-	-	291	115	H
3	5.89501	-64.12	RMS	35.1	-9.1	11.8	.33	-25.99	-	-	-5.01	-20.98	291	115	H
2	5.89504	-44.19	Pk	35.1	-9.1	11.8	0	-6.39	14.97	-21.36	-	-	291	115	H
4	5.89516	-63.08	RMS	35.1	-9.1	11.8	.33	-24.95	-	-	-5.12	-19.83	291	115	H

Pk - Peak detector
RMS - RMS detection

UL LLC
12 Laboratory Drive, Research Triangle Park, NC 27709; USA TEL:(919)549-1400
This report shall not be reproduced except in full, without the written approval of UL LLC

VERTICAL RESULT

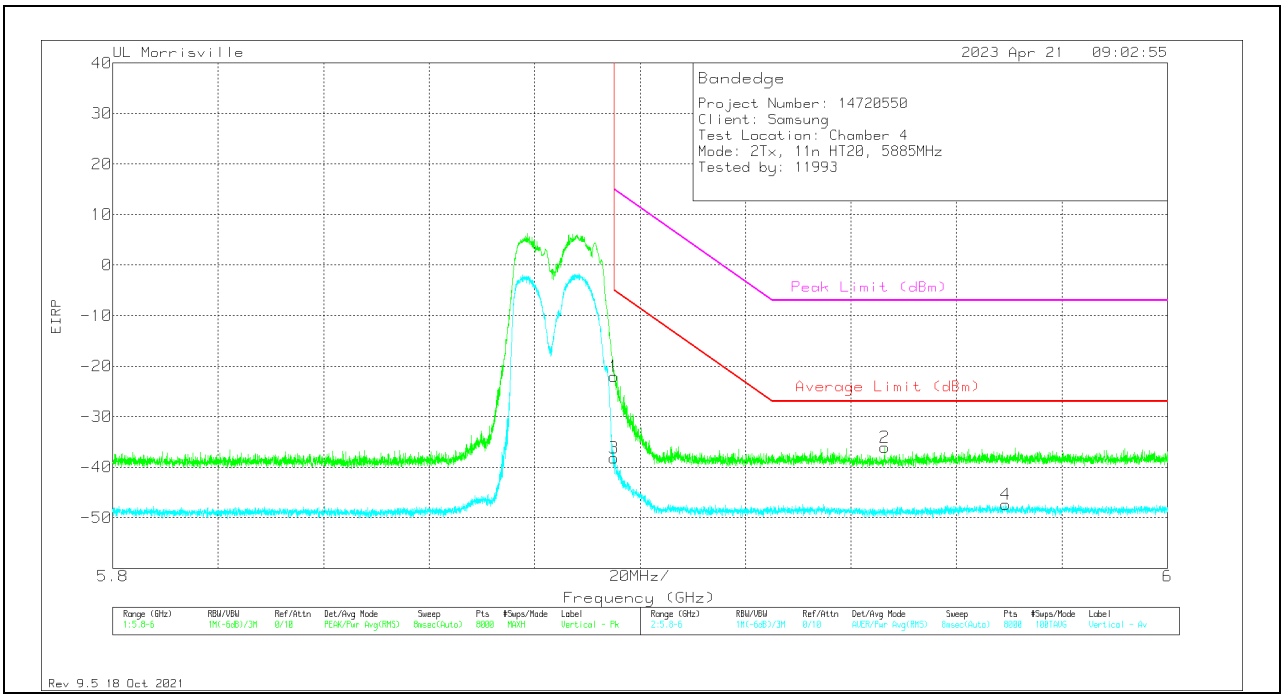

Marker	Frequency (GHz)	Meter Reading (dBm)	Det	86408 (dB/m)	Gain/Loss (dB)	Conversion Factor (dB)	DC Corr (dB)	Corrected Reading EIRP	Peak Limit (dBm)	PK Margin (dB)	Average Limit (dBm)	RMS Margin (dB)	Azimuth (Degs)	Height (cm)	Polarity
1	5.89501	-59.88	Pk	35.1	-9.1	11.8	0	-22.08	14.99	-37.07	-	-	359	265	V
3	5.89501	-76.3	RMS	35.1	-9.1	11.8	.33	-38.17	-	-	-5.01	-33.16	359	265	V
2	5.94639	-73.68	Pk	35.1	-9.3	11.8	0	-36.08	-7	-29.08	-	-	359	265	V
4	5.9693	-85.59	RMS	35.1	-9	11.8	.33	-47.36	-	-	-27	-20.36	359	265	V

Pk - Peak detector
RMS - RMS detection

UL LLC
12 Laboratory Drive, Research Triangle Park, NC 27709; USA TEL:(919)549-1400
This report shall not be reproduced except in full, without the written approval of UL LLC

10.1.34. TX ABOVE 1 GHz 802.11n HT40 MODE IN THE 5.9 GHz BAND

2TX CDD MODE

BANDEDGE (HIGH CHANNEL)

HORIZONTAL RESULT

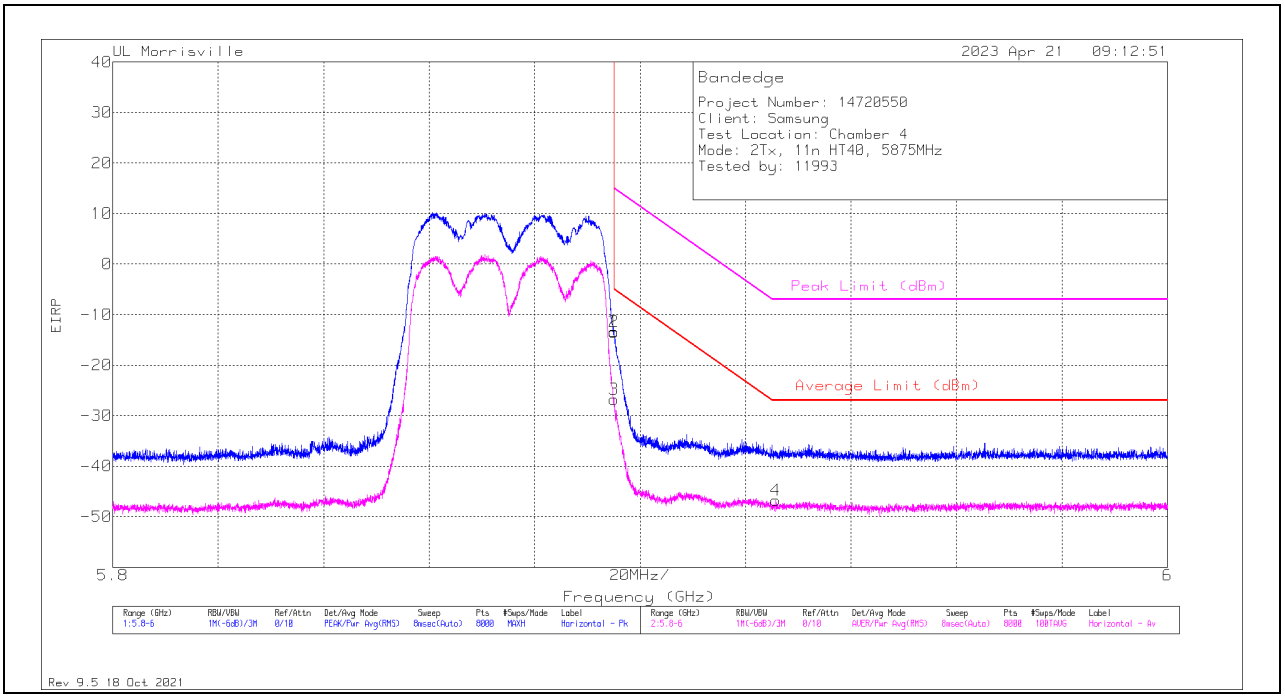

Marker	Frequency (GHz)	Meter Reading (dBm)	Det	86408 (dB/m)	Gain/Loss (dB)	Conversion Factor (dB)	DC Corr (dB)	Corrected Reading EIRP	Peak Limit (dBm)	PK Margin (dB)	Average Limit (dBm)	RMS Margin (dB)	Azimuth (Degs)	Height (cm)	Polarity
1	5.89501	-51.32	Pk	35.1	-9.1	11.8	0	-13.52	14.99	-28.51	-	-	315	142	H
3	5.89501	-65.22	RMS	35.1	-9.1	11.8	.63	-26.79	-	-	-5.01	-21.78	315	142	H
2	5.89511	-51.18	Pk	35.1	-9.1	11.8	0	-13.38	14.92	-28.3	-	-	315	142	H
4	5.92572	-85.33	RMS	35.1	-8.9	11.8	.63	-46.7	-	-	-27	-19.7	315	142	H

Pk - Peak detector
RMS - RMS detection

UL LLC
12 Laboratory Drive, Research Triangle Park, NC 27709; USA TEL:(919)549-1400
This report shall not be reproduced except in full, without the written approval of UL LLC

VERTICAL RESULT

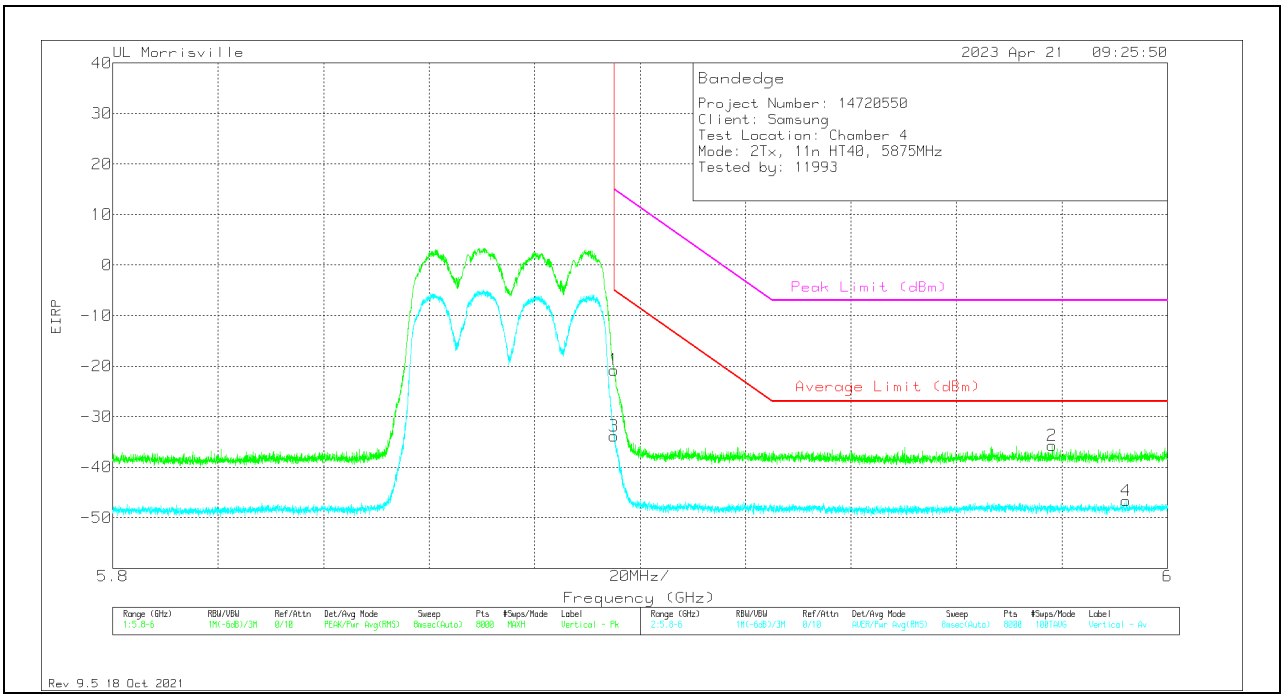

Marker	Frequency (GHz)	Meter Reading (dBm)	Det	86408 (dB/m)	Gain/Loss (dB)	Conversion Factor (dB)	DC Corr (dB)	Corrected Reading EIRP	Peak Limit (dBm)	PK Margin (dB)	Average Limit (dBm)	RMS Margin (dB)	Azimuth (Degs)	Height (cm)	Polarity
1	5.89501	-58.54	Pk	35.1	-9.1	11.8	0	-20.74	14.99	-35.73	-	-	31	263	V
3	5.89501	-72.29	RMS	35.1	-9.1	11.8	.63	-33.86	-	-	-5.01	-28.85	31	263	V
2	5.97812	-73.45	Pk	35.1	-9.1	11.8	0	-35.65	-7	-28.65	-	-	31	263	V
4	5.9922	-84.96	RMS	35.1	-9.2	11.8	.63	-46.63	-	-	-27	-19.63	31	263	V

Pk - Peak detector
RMS - RMS detection

UL LLC
12 Laboratory Drive, Research Triangle Park, NC 27709; USA TEL:(919)549-1400
This report shall not be reproduced except in full, without the written approval of UL LLC

10.1.35. TX ABOVE 1 GHz 802.11ac VHT80 MODE IN THE 5.9 GHz BAND

2TX CDD MODE

BANDEDGE (HIGH CHANNEL)

HORIZONTAL RESULT

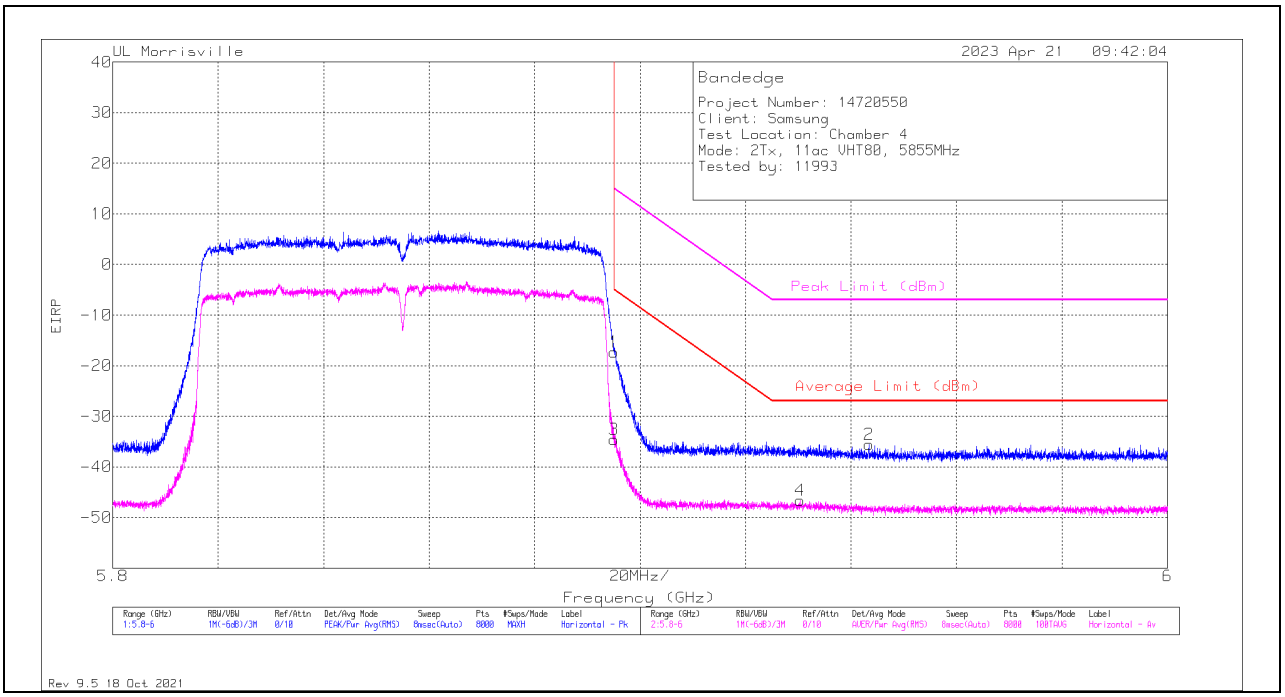

Marker	Frequency (GHz)	Meter Reading (dBm)	Det	86408 (dB/m)	Gain/Loss (dB)	Conversion Factor (dB)	DC Corr (dB)	Corrected Reading EIRP	Peak Limit (dBm)	PK Margin (dB)	Average Limit (dBm)	RMS Margin (dB)	Azimuth (Degs)	Height (cm)	Polarity
1	5.89501	-55.1	Pk	35.1	-9.1	11.8	0	-17.3	14.99	-32.29	-	-	2	134	H
3	5.89501	-72.5	RMS	35.1	-9.1	11.8	.11	-34.59	-	-	-5.01	-29.58	2	134	H
4	5.93037	-84.76	RMS	35.1	-8.9	11.8	.11	-46.65	-	-	-27	-19.65	2	134	H
2	5.94342	-73.26	Pk	35.1	-9.2	11.8	0	-35.56	-7	-28.56	-	-	2	134	H

Pk - Peak detector
RMS - RMS detection

UL LLC
12 Laboratory Drive, Research Triangle Park, NC 27709; USA TEL:(919)549-1400
This report shall not be reproduced except in full, without the written approval of UL LLC

VERTICAL RESULT

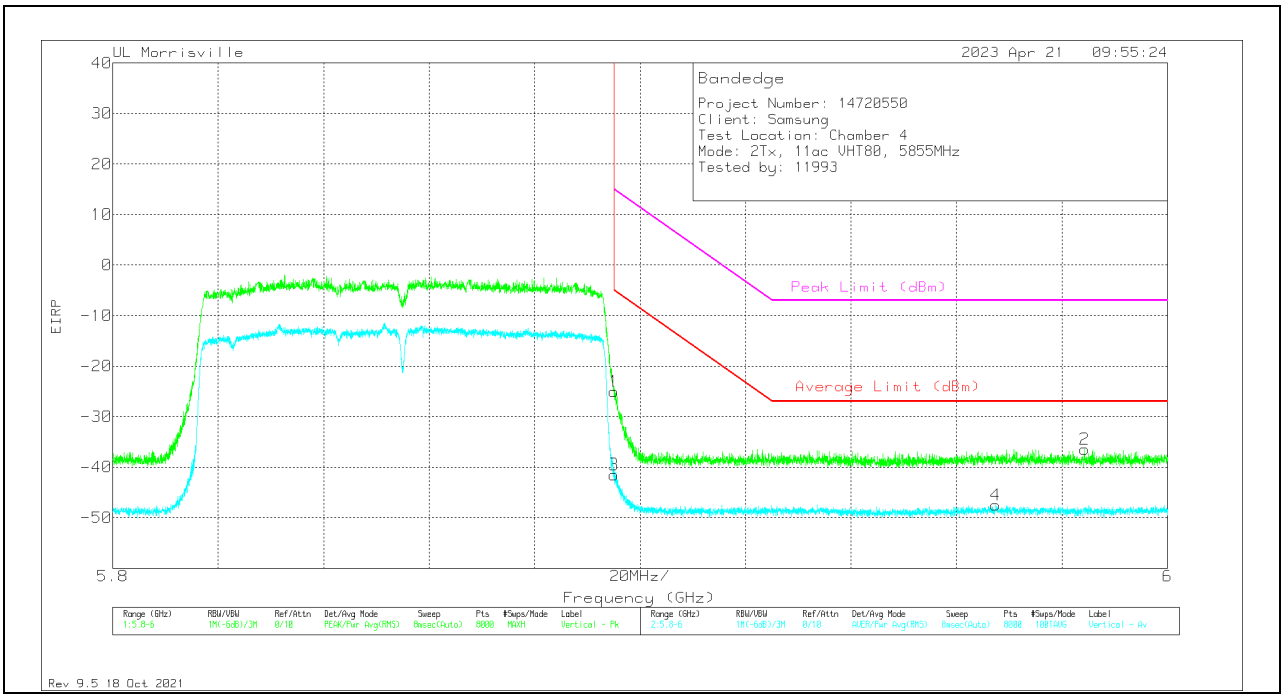

Marker	Frequency (GHz)	Meter Reading (dBm)	Det	86408 (dB/m)	Gain/Loss (dB)	Conversion Factor (dB)	DC Corr (dB)	Corrected Reading EIRP	Peak Limit (dBm)	PK Margin (dB)	Average Limit (dBm)	RMS Margin (dB)	Azimuth (Degs)	Height (cm)	Polarity
1	5.89501	-62.86	Pk	35.1	-9.1	11.8	0	-25.06	14.99	-40.05	-	-	10	366	V
3	5.89501	-79.39	RMS	35.1	-9.1	11.8	.11	-41.48	-	-	-5.01	-36.47	10	366	V
4	5.96742	-85.61	RMS	35.1	-8.9	11.8	.11	-47.5	-	-	-27	-20.5	10	366	V
2	5.9843	-74.09	Pk	35.1	-9.2	11.8	0	-36.39	-7	-29.39	-	-	10	366	V

Pk - Peak detector
RMS - RMS detection

UL LLC
12 Laboratory Drive, Research Triangle Park, NC 27709; USA TEL:(919)549-1400
This report shall not be reproduced except in full, without the written approval of UL LLC

10.1.36. TX ABOVE 1 GHz 802.11ac VHT160 MODE IN THE 5.9 GHz BAND

2TX CDD MODE

BANDEDGE (HIGH CHANNEL)

HORIZONTAL RESULT

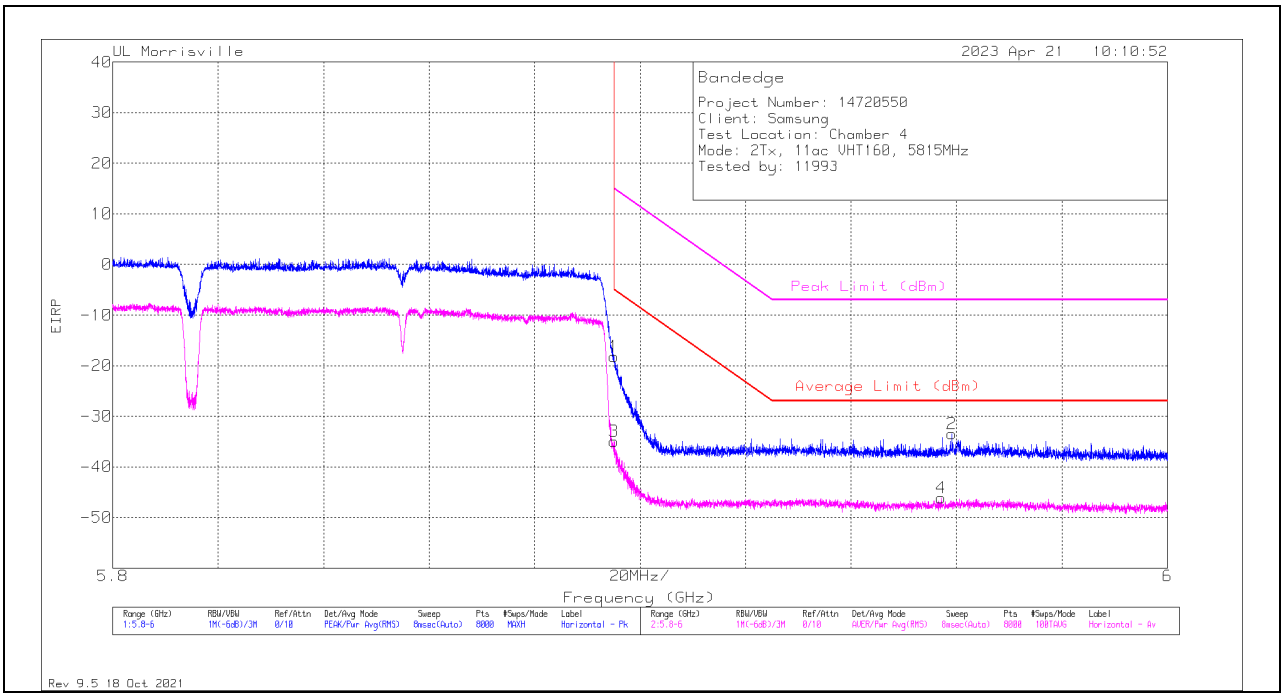

Marker	Frequency (GHz)	Meter Reading (dBm)	Det	86408 (dB/m)	Gain/Loss (dB)	Conversion Factor (dB)	DC Corr (dB)	Corrected Reading EIRP	Peak Limit (dBm)	PK Margin (dB)	Average Limit (dBm)	RMS Margin (dB)	Azimuth (Degs)	Height (cm)	Polarity
1	5.89501	-55.95	Pk	35.1	-9.1	11.8	0	-18.15	14.99	-33.14	-	-	294	108	H
3	5.89501	-72.9	RMS	35.1	-9.1	11.8	.11	-34.99	-	-	-5.01	-29.98	294	108	H
4	5.95714	-84	RMS	35.1	-9.1	11.8	.11	-46.09	-	-	-27	-19.09	294	108	H
2	5.95909	-71.31	Pk	35.1	-9.1	11.8	0	-33.51	-7	-26.51	-	-	294	108	H

Pk - Peak detector
RMS - RMS detection

UL LLC
12 Laboratory Drive, Research Triangle Park, NC 27709; USA TEL:(919)549-1400
This report shall not be reproduced except in full, without the written approval of UL LLC

VERTICAL RESULT

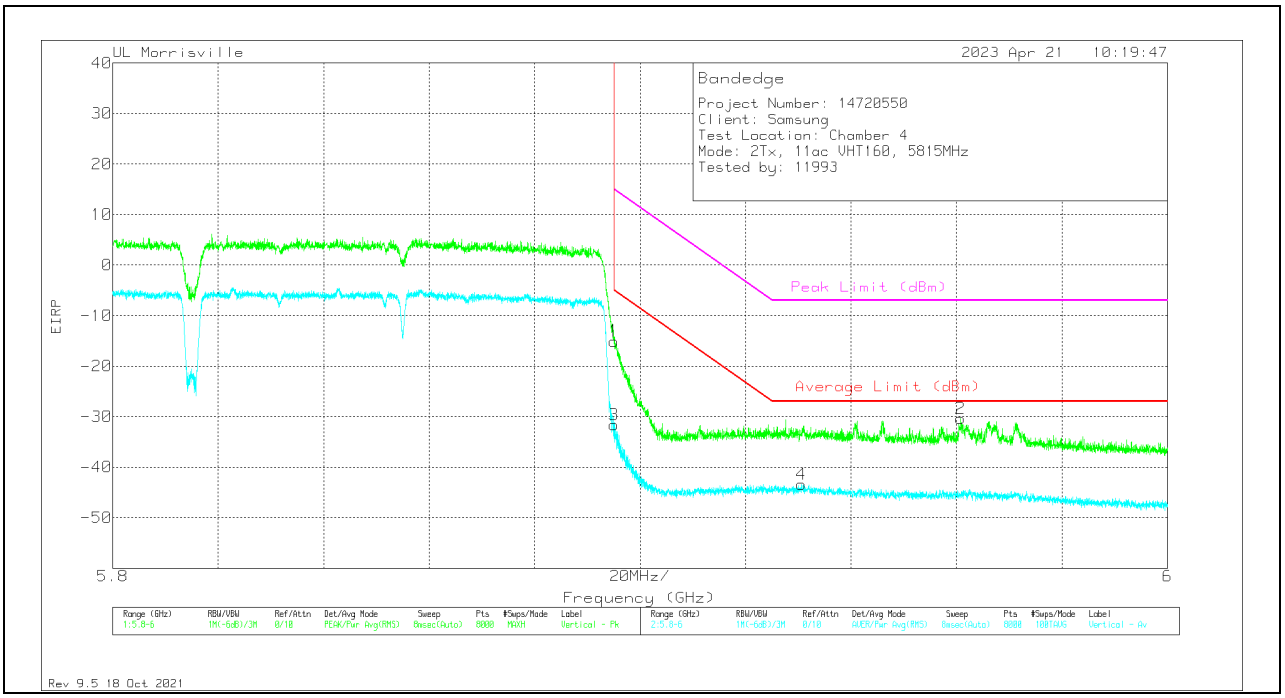

Marker	Frequency (GHz)	Meter Reading (dBm)	Det	86408 (dB/m)	Gain/Loss (dB)	Conversion Factor (dB)	DC Corr (dB)	Corrected Reading EIRP	Peak Limit (dBm)	PK Margin (dB)	Average Limit (dBm)	RMS Margin (dB)	Azimuth (Degs)	Height (cm)	Polarity
1	5.89501	-52.83	Pk	35.1	-9.1	11.8	0	-15.03	14.99	-30.02	-	-	212	243	V
3	5.89501	-69.52	RMS	35.1	-9.1	11.8	.11	-31.61	-	-	-5.01	-26.6	212	243	V
4	5.93059	-81.56	RMS	35.1	-8.9	11.8	.11	-43.45	-	-	-27	-16.45	212	243	V
2	5.96077	-68.25	Pk	35.1	-9	11.8	0	-30.35	-7	-23.35	-	-	212	243	V

Pk - Peak detector
RMS - RMS detection

UL LLC
12 Laboratory Drive, Research Triangle Park, NC 27709; USA TEL:(919)549-1400
This report shall not be reproduced except in full, without the written approval of UL LLC

10.1.37. TX ABOVE 1 GHz 802.11ax HE20 MODE IN THE 5.9 GHz BAND

2TX CDD MODE – 26T

BANDEDGE (HIGH CHANNEL)

HORIZONTAL RESULT

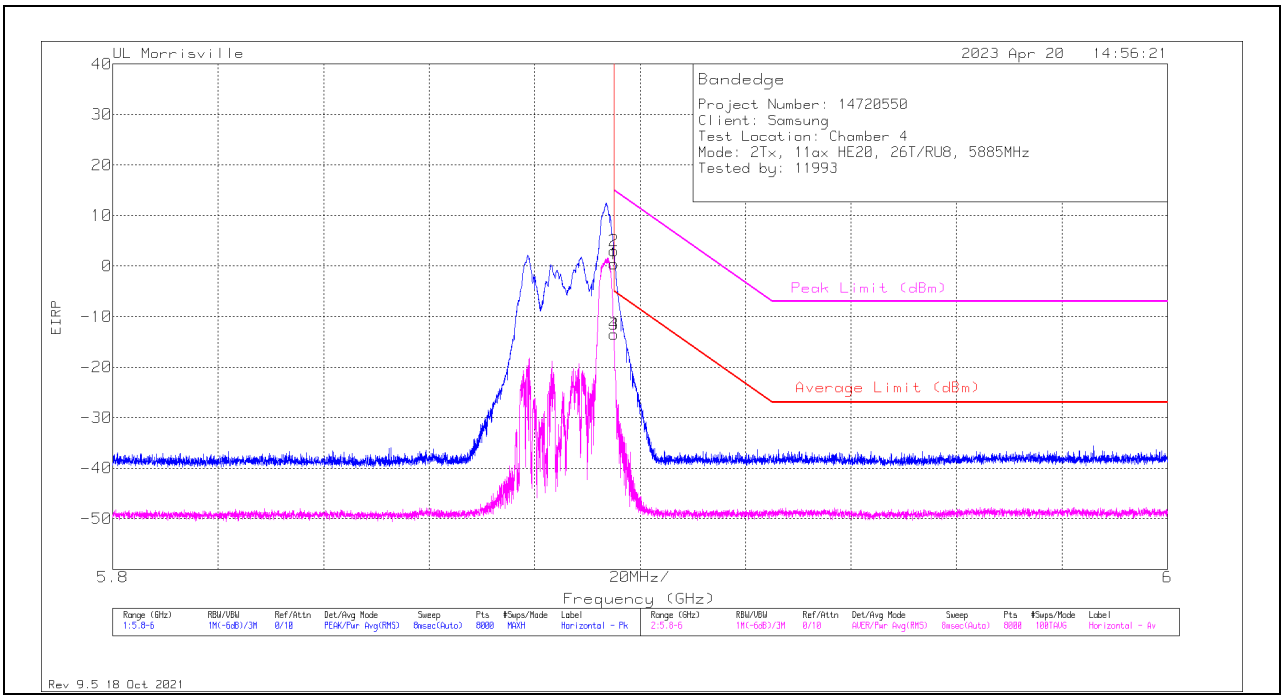

Marker	Frequency (GHz)	Meter Reading (dBm)	Det	86408 (dB/m)	Gain/Loss (dB)	Conversion Factor (dB)	Corrected Reading EIRP	Peak Limit (dBm)	PK Margin (dB)	Average Limit (dBm)	RMS Margin (dB)	Azimuth (Degs)	Height (cm)	Polarity
1	5.89501	-37.4	Pk	35.1	-9.1	11.8	.4	14.99	-14.59	-	-	53	149	H
3	5.89501	-51.33	RMS	35.1	-9.1	11.8	-13.53	-	-	-5.01	-8.52	53	149	H
2	5.89504	-34.72	Pk	35.1	-9.1	11.8	3.08	14.97	-11.89	-	-	53	149	H
4	5.89504	-51.32	RMS	35.1	-9.1	11.8	-13.52	-	-	-5.03	-8.49	53	149	H

Pk - Peak detector
RMS - RMS detection

UL LLC
12 Laboratory Drive, Research Triangle Park, NC 27709; USA TEL:(919)549-1400
This report shall not be reproduced except in full, without the written approval of UL LLC

VERTICAL RESULT

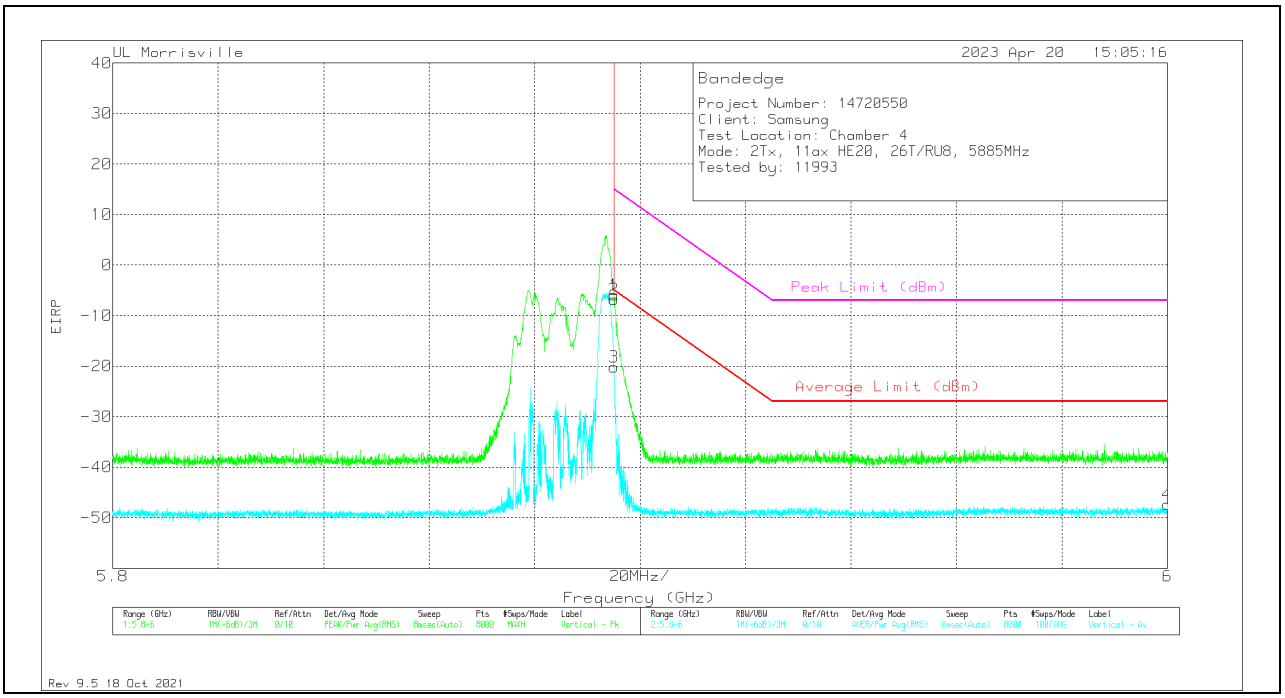

Marker	Frequency (GHz)	Meter Reading (dBm)	Det	86408 (dB/m)	Gain/Loss (dB)	Conversion Factor (dB)	Corrected Reading EIRP	Peak Limit (dBm)	PK Margin (dB)	Average Limit (dBm)	RMS Margin (dB)	Azimuth (Degs)	Height (cm)	Polarity
1	5.89501	-43.71	Pk	35.1	-9.1	11.8	-5.91	14.99	-20.9	-	-	5	322	V
3	5.89501	-57.93	RMS	35.1	-9.1	11.8	-20.13	-	-	-5.01	-15.12	5	322	V
2	5.89509	-44.61	Pk	35.1	-9.1	11.8	-6.81	14.94	-21.75	-	-	5	322	V
4	5.99997	-85.17	RMS	35.1	-9.1	11.8	-47.37	-	-	-27	-20.37	5	322	V

Pk - Peak detector
RMS - RMS detection

UL LLC
12 Laboratory Drive, Research Triangle Park, NC 27709; USA TEL:(919)549-1400
This report shall not be reproduced except in full, without the written approval of UL LLC

2TX CDD MODE – 52T

BANDEDGE (HIGH CHANNEL)

HORIZONTAL RESULT

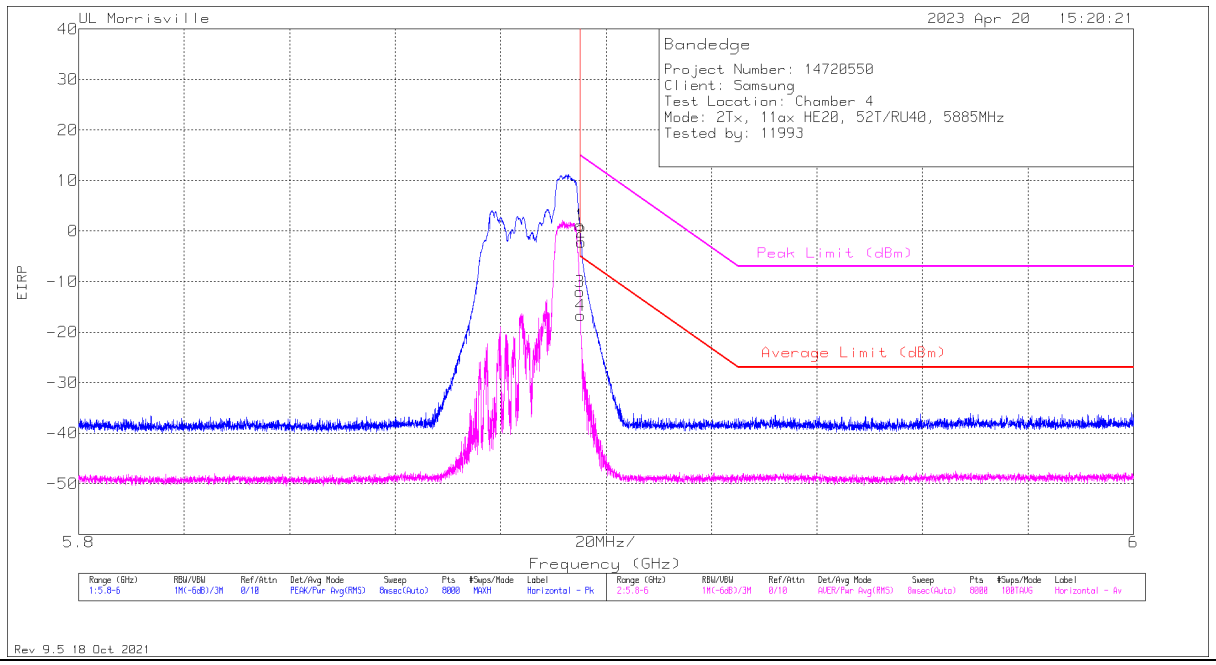

Marker	Frequency (GHz)	Meter Reading (dBm)	Det	86408 (dB/m)	Gain/Loss (dB)	Conversion Factor (dB)	Corrected Reading EIRP	Peak Limit (dBm)	PK Margin (dB)	Average Limit (dBm)	RMS Margin (dB)	Azimuth (Degs)	Height (cm)	Polarity
1	5.89501	-36.65	Pk	35.1	-9.1	11.8	1.15	14.99	-13.84	-	-	306	136	H
3	5.89501	-49.76	RMS	35.1	-9.1	11.8	-11.96	-	-	-5.01	-6.95	306	136	H
4	5.89519	-54.55	RMS	35.1	-9.1	11.8	-16.75	-	-	-5.14	-11.61	306	136	H
2	5.89526	-39.94	Pk	35.1	-9.1	11.8	-2.14	14.81	-16.95	-	-	306	136	H

Pk - Peak detector
RMS - RMS detection

UL LLC
12 Laboratory Drive, Research Triangle Park, NC 27709; USA TEL:(919)549-1400
This report shall not be reproduced except in full, without the written approval of UL LLC

VERTICAL RESULT

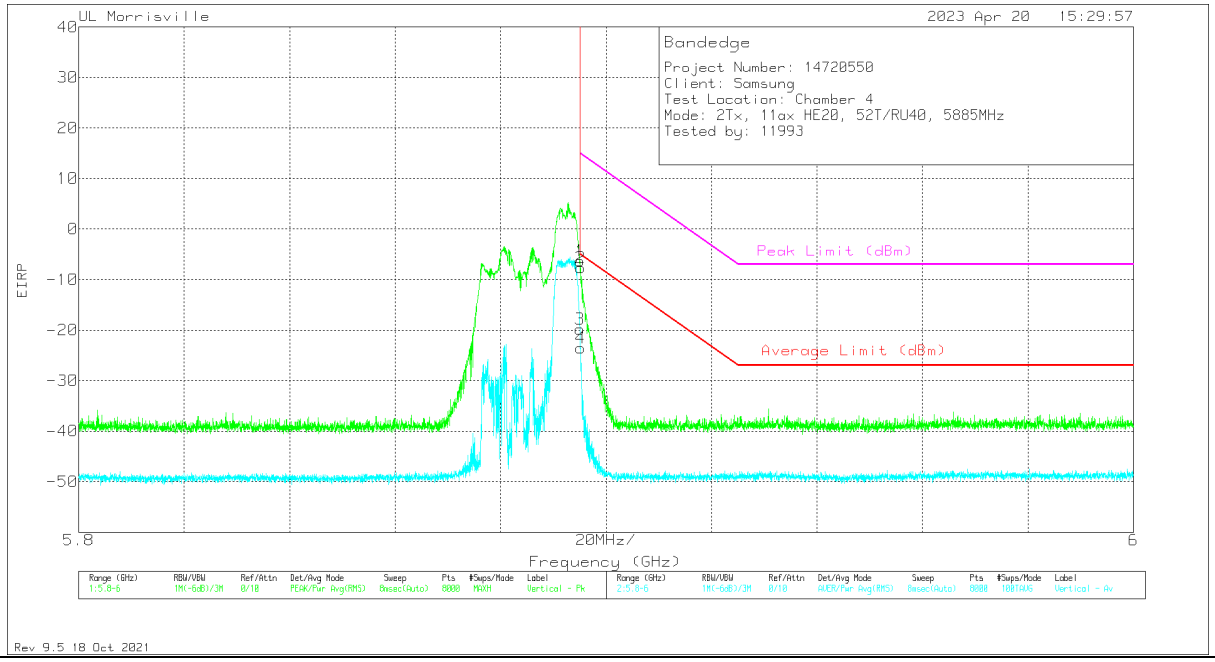

Marker	Frequency (GHz)	Meter Reading (dBm)	Det	86408 (dB/m)	Gain/Loss (dB)	Conversion Factor (dB)	Corrected Reading EIRP	Peak Limit (dBm)	PK Margin (dB)	Average Limit (dBm)	RMS Margin (dB)	Azimuth (Degs)	Height (cm)	Polarity
1	5.89501	-44.1	Pk	35.1	-9.1	11.8	-6.3	14.99	-21.29	-	-	9	133	V
3	5.89501	-57.59	RMS	35.1	-9.1	11.8	-19.79	-	-	-5.01	-14.78	9	133	V
2	5.89514	-45.46	Pk	35.1	-9.1	11.8	-7.66	14.9	-22.56	-	-	9	133	V
4	5.89514	-61.35	RMS	35.1	-9.1	11.8	-23.55	-	-	-5.1	-18.45	9	133	V

Pk - Peak detector
RMS - RMS detection

UL LLC
12 Laboratory Drive, Research Triangle Park, NC 27709; USA TEL:(919)549-1400
This report shall not be reproduced except in full, without the written approval of UL LLC

2TX CDD MODE – 106T

BANDEDGE (HIGH CHANNEL)

HORIZONTAL RESULT

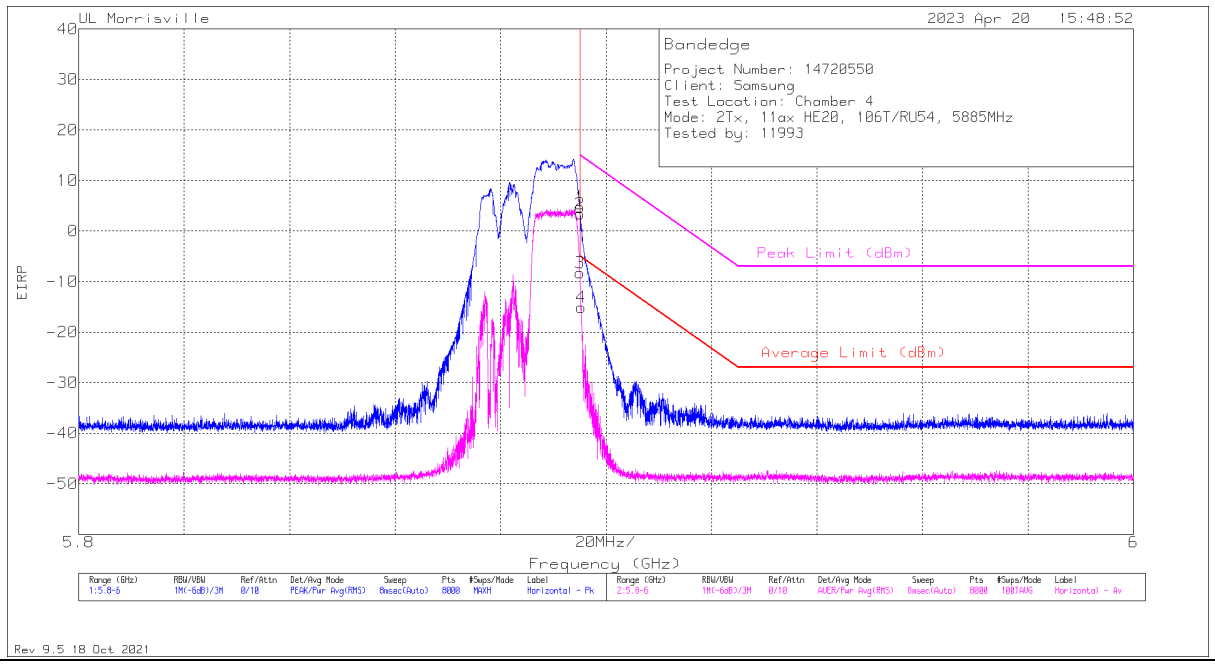

Marker	Frequency (GHz)	Meter Reading (dBm)	Det	86408 (dB/m)	Gain/Loss (dB)	Conversion Factor (dB)	Corrected Reading EIRP	Peak Limit (dBm)	PK Margin (dB)	Average Limit (dBm)	RMS Margin (dB)	Azimuth (Degs)	Height (cm)	Polarity
1	5.89501	-33.02	Pk	35.1	-9.1	11.8	4.78	14.99	-10.21	-	-	320	129	H
3	5.89501	-46.04	RMS	35.1	-9.1	11.8	-8.24	-	-	-5.01	-3.23	320	129	H
2	5.89511	-34.34	Pk	35.1	-9.1	11.8	3.46	14.92	-11.46	-	-	320	129	H
4	5.89529	-52.91	RMS	35.1	-9.1	11.8	-15.11	-	-	-5.21	-9.9	320	129	H

Pk - Peak detector
RMS - RMS detection

UL LLC
12 Laboratory Drive, Research Triangle Park, NC 27709; USA TEL:(919)549-1400
This report shall not be reproduced except in full, without the written approval of UL LLC

VERTICAL RESULT

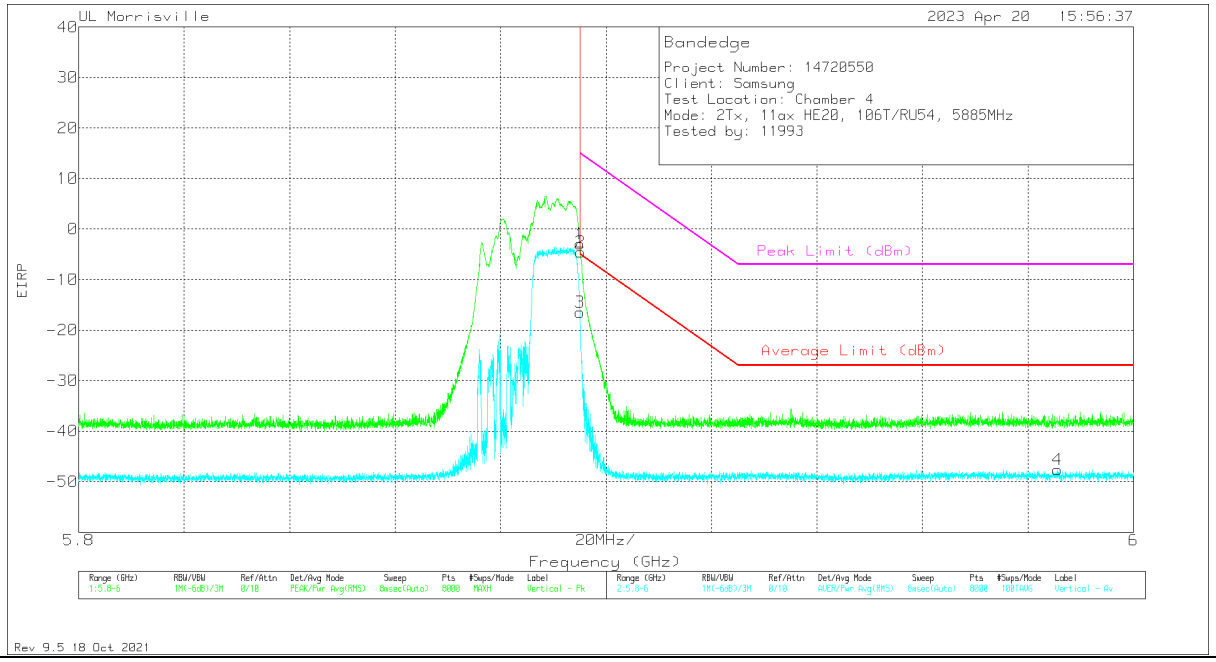

Marker	Frequency (GHz)	Meter Reading (dBm)	Det	86408 (dB/m)	Gain/Loss (dB)	Conversion Factor (dB)	Corrected Reading EIRP	Peak Limit (dBm)	PK Margin (dB)	Average Limit (dBm)	RMS Margin (dB)	Azimuth (Degs)	Height (cm)	Polarity
1	5.89501	-40.73	Pk	35.1	-9.1	11.8	-2.93	14.99	-17.92	-	-	4	268	V
3	5.89501	-54.23	RMS	35.1	-9.1	11.8	-16.43	-	-	-5.01	-11.42	4	268	V
2	5.89516	-42.39	Pk	35.1	-9.1	11.8	-4.59	14.88	-19.47	-	-	4	268	V
4	5.98567	-85.3	RMS	35.1	-9.2	11.8	-47.6	-	-	-27	-20.6	4	268	V

Pk - Peak detector
RMS - RMS detection

UL LLC
12 Laboratory Drive, Research Triangle Park, NC 27709; USA TEL:(919)549-1400
This report shall not be reproduced except in full, without the written approval of UL LLC

HARMONICS AND SPURIOUS EMISSIONS

LOW CHANNEL RESULTS

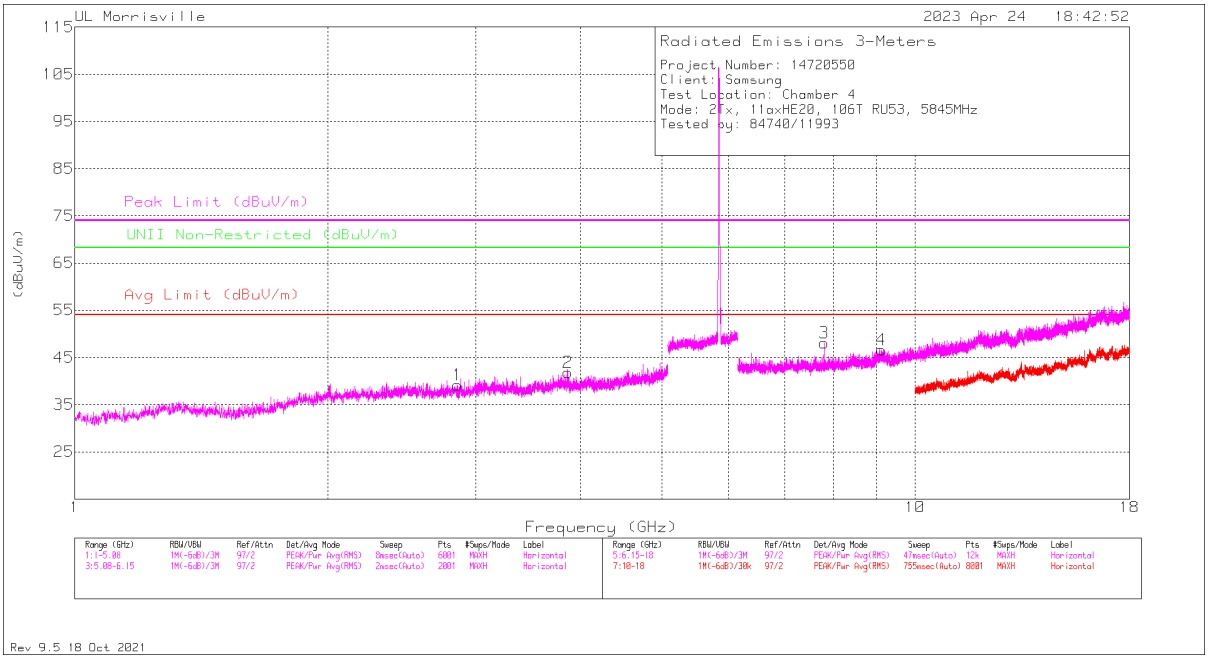

HORIZONTAL

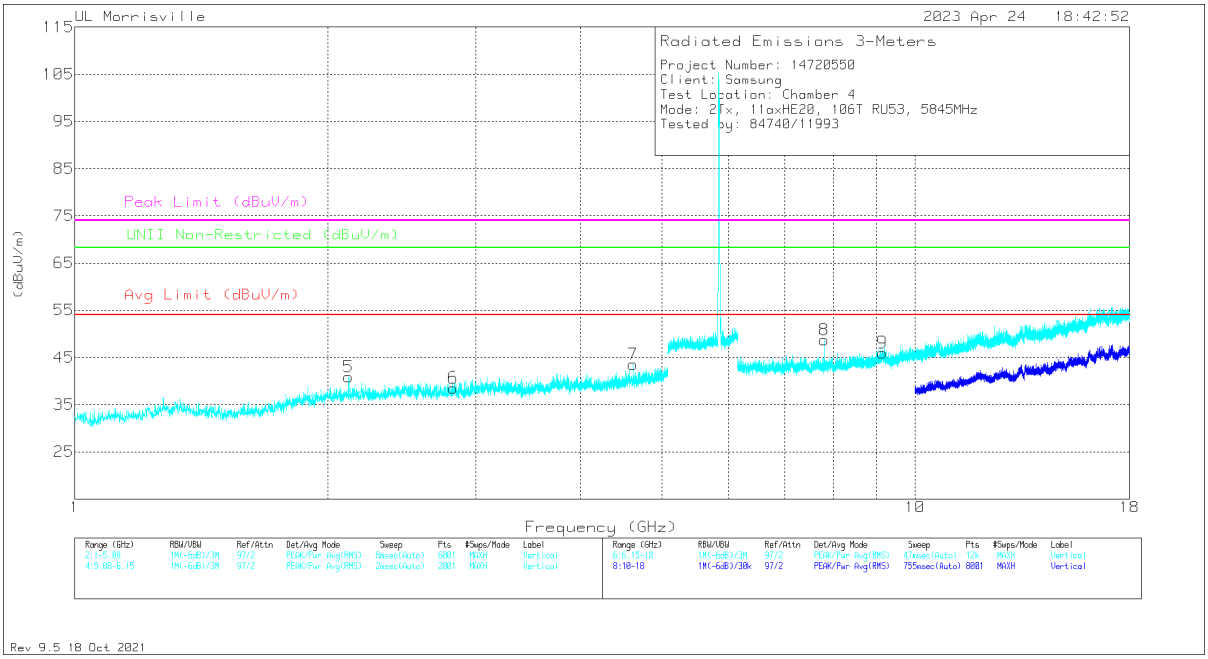

VERTICAL

UL LLC
12 Laboratory Drive, Research Triangle Park, NC 27709; USA TEL:(919)549-1400
This report shall not be reproduced except in full, without the written approval of UL LLC

RADIATED EMISSIONS

Marker	Frequency (GHz)	Meter Reading (dBuV)	Det	86408 (dB/m)	Gain/Loss (dB)	Corrected Reading (dBuV/m)	Avg Limit (dBuV/m)	Margin (dB)	Peak Limit (dBuV/m)	PK Margin (dB)	UNII Non-Restricted (dBuV/m)	PK Margin (dB)	Azimuth (Degs)	Height (cm)	Polarity
1	* ** 2.853	41.96	Pk	32.6	-35.4	39.16	54	-14.84	74	-34.84	-	-	0-360	100	H
2	* ** 3.86416	40.8	Pk	33.5	-32.5	41.8	54	-12.2	74	-32.2	-	-	0-360	100	H
5	** 2.11928	45.07	Pk	31.9	-36.1	40.87	54	-13.13	74	-33.13	68.2	-27.33	0-360	200	V
6	* ** 2.819	41.36	Pk	32.6	-35.4	38.56	54	-15.44	74	-35.44	-	-	0-360	200	V
7	* ** 4.61828	40.74	Pk	34.1	-31.3	43.54	54	-10.46	74	-30.46	-	-	0-360	200	V
4	* ** 9.1204	36.53	Pk	36.2	-26.1	46.63	54	-7.37	74	-27.37	-	-	0-360	100	H
9	* ** 9.152	35.9	Pk	36.2	-26.1	46	54	-8	74	-28	-	-	0-360	200	V
3	7.7932	40.75	Pk	35.7	-28.4	48.05	-	-	-	-	-	-	0-360	100	H
8	7.7932	41.38	Pk	35.7	-28.4	48.68	-	-	-	-	-	-	0-360	200	V

* - indicates frequency in CFR47 Pt 15 / IC RSS-Restricted Band
** - indicates frequency in Taiwan NCC LP0002 Restricted Band
Pk - Peak detector

UL LLC
12 Laboratory Drive, Research Triangle Park, NC 27709; USA TEL:(919)549-1400
This report shall not be reproduced except in full, without the written approval of UL LLC

MID CHANNEL RESULTS

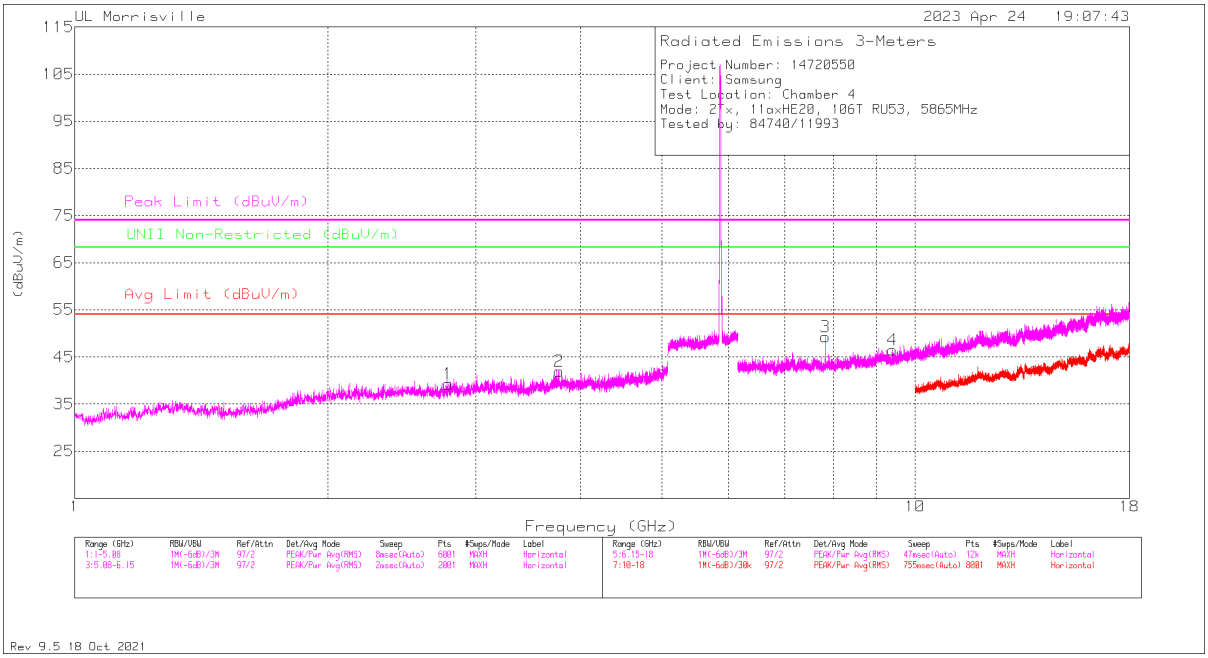

HORIZONTAL

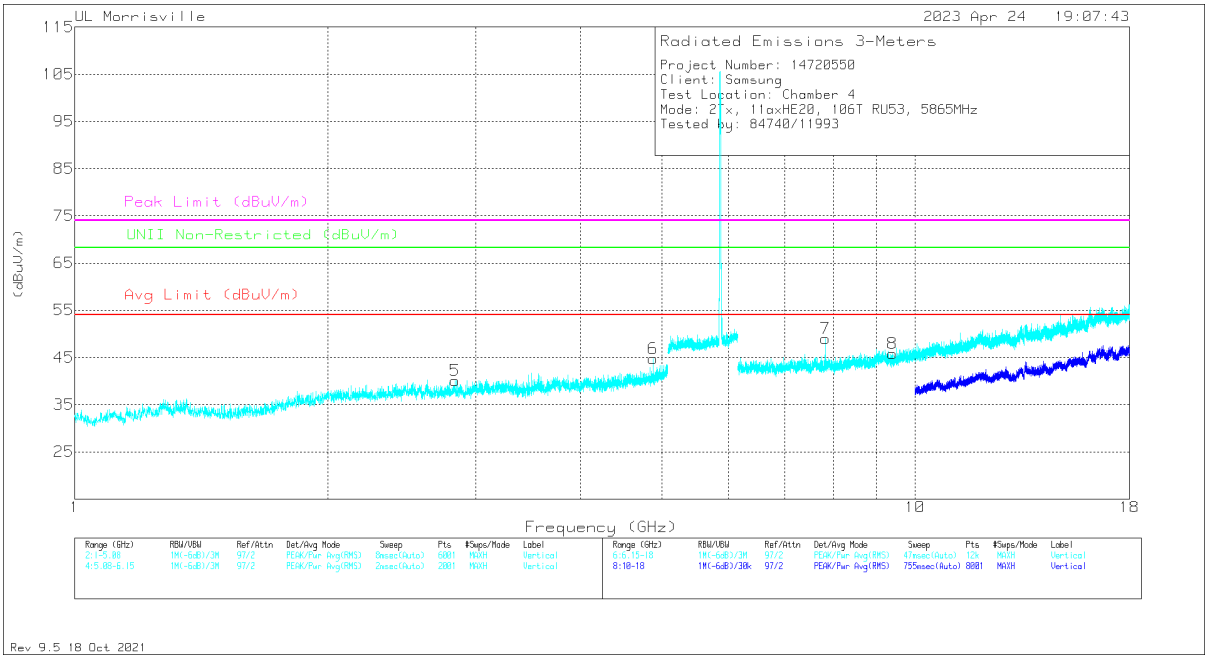

VERTICAL

UL LLC
12 Laboratory Drive, Research Triangle Park, NC 27709; USA TEL:(919)549-1400

This report shall not be reproduced except in full, without the written approval of UL LLC

RADIATED EMISSIONS

Marker	Frequency (GHz)	Meter Reading (dBuV)	Det	86408 (dB/m)	Gain/Loss (dB)	Corrected Reading (dBuV/m)	Avg Limit (dBuV/m)	Margin (dB)	Peak Limit (dBuV/m)	PK Margin (dB)	UNII Non-Restricted (dBuV/m)	PK Margin (dB)	Azimuth (Degs)	Height (cm)	Polarity
1	* ** 2.78092	42.53	Pk	32.5	-35.8	39.23	54	-14.77	74	-34.77	-	-	0-360	100	H
2	* ** 3.76828	41.67	Pk	33.5	-33.2	41.97	54	-12.03	74	-32.03	-	-	0-360	100	H
5	* ** 2.83736	42.94	Pk	32.6	-35.4	40.14	54	-13.86	74	-33.86	-	-	0-360	200	V
6	* ** 4.87668	42.09	Pk	34	-31.4	44.69	54	-9.31	74	-29.31	-	-	0-360	200	V
4	* ** 9.41073	35.67	Pk	36.5	-25.7	46.47	54	-7.53	74	-27.53	-	-	0-360	100	H
8	* ** 9.40579	35.04	Pk	36.5	-25.7	45.84	54	-8.16	74	-28.16	-	-	0-360	200	V
3	7.81986	41.67	Pk	35.7	-28.1	49.27	-	-	-	-	-	-	0-360	100	H
7	7.81986	41.36	Pk	35.7	-28.1	48.96	-	-	-	-	-	-	0-360	200	V

* - indicates frequency in CFR47 Pt 15 / IC RSS-Restricted Band
** - indicates frequency in Taiwan NCC LP0002 Restricted Band
Pk - Peak detector

UL LLC
12 Laboratory Drive, Research Triangle Park, NC 27709; USA TEL:(919)549-1400
This report shall not be reproduced except in full, without the written approval of UL LLC

HIGH CHANNEL RESULTS

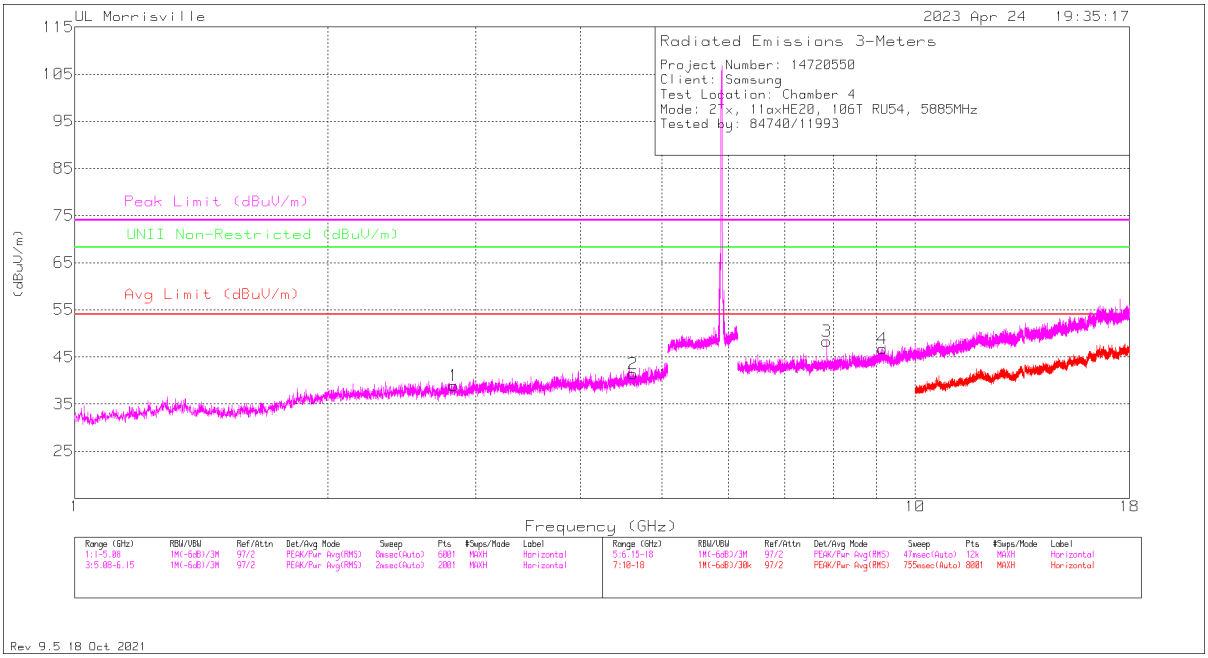

HORIZONTAL

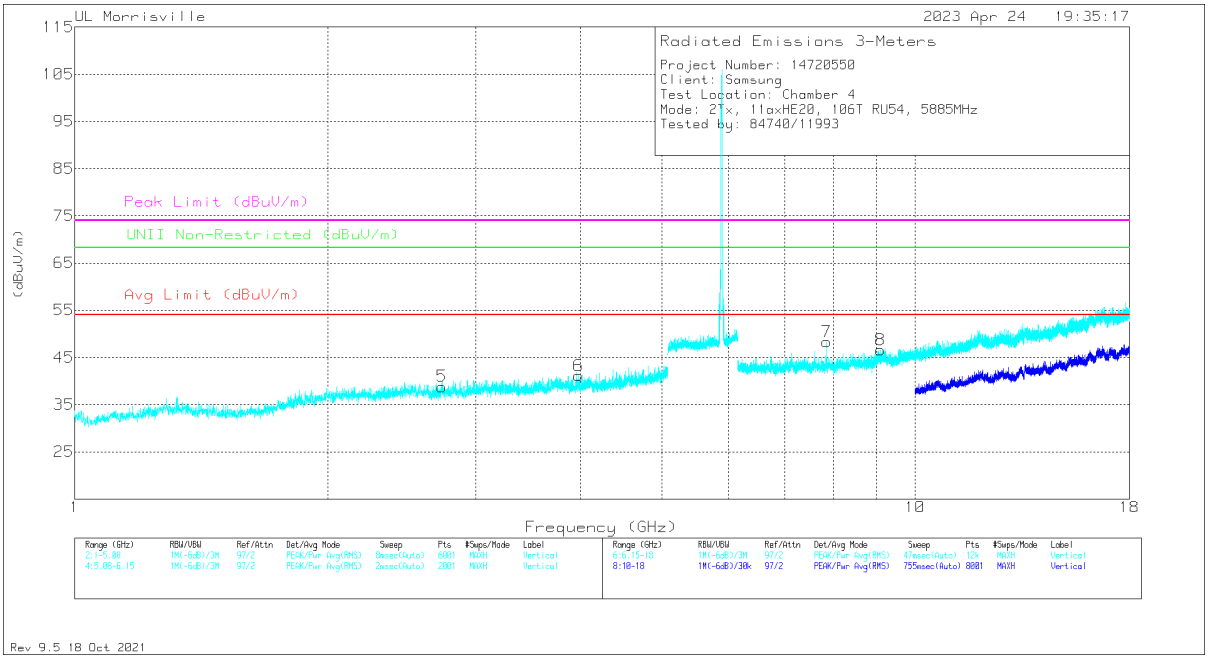

VERTICAL

UL LLC
12 Laboratory Drive, Research Triangle Park, NC 27709; USA TEL:(919)549-1400

This report shall not be reproduced except in full, without the written approval of UL LLC

RADIATED EMISSIONS

Marker	Frequency (GHz)	Meter Reading (dBuV)	Det	86408 (dB/m)	Gain/Loss (dB)	Corrected Reading (dBuV/m)	Avg Limit (dBuV/m)	Margin (dB)	Peak Limit (dBuV/m)	PK Margin (dB)	UNII Non-Restricted (dBuV/m)	PK Margin (dB)	Azimuth (Degs)	Height (cm)	Polarity
1	* ** 2.82376	41.63	Pk	32.6	-35.3	38.93	54	-15.07	74	-35.07	-	-	0-360	100	H
2	* ** 4.61896	38.56	Pk	34.1	-31.3	41.36	54	-12.64	74	-32.64	-	-	0-360	100	H
5	* ** 2.73604	42.33	Pk	32.3	-35.8	38.83	54	-15.17	74	-35.17	-	-	0-360	200	V
6	* ** 3.97432	41.02	Pk	33.4	-33.3	41.12	54	-12.88	74	-32.88	-	-	0-360	200	V
4	* ** 9.14805	36.49	Pk	36.2	-26	46.69	54	-7.31	74	-27.31	-	-	0-360	100	H
8	* ** 9.10855	36.47	Pk	36.2	-26.1	46.57	54	-7.43	74	-27.43	-	-	0-360	200	V
3	7.84653	40.35	Pk	35.7	-27.7	48.35	-	-	-	-	-	-	0-360	100	H
7	7.84653	40.29	Pk	35.7	-27.7	48.29	-	-	-	-	-	-	0-360	200	V

* - indicates frequency in CFR47 Pt 15 / IC RSS-Restricted Band
** - indicates frequency in Taiwan NCC LP0002 Restricted Band
Pk - Peak detector

UL LLC
12 Laboratory Drive, Research Triangle Park, NC 27709; USA TEL:(919)549-1400
This report shall not be reproduced except in full, without the written approval of UL LLC

2TX CDD MODE – 242T

BANDEDGE (HIGH CHANNEL)

HORIZONTAL RESULT

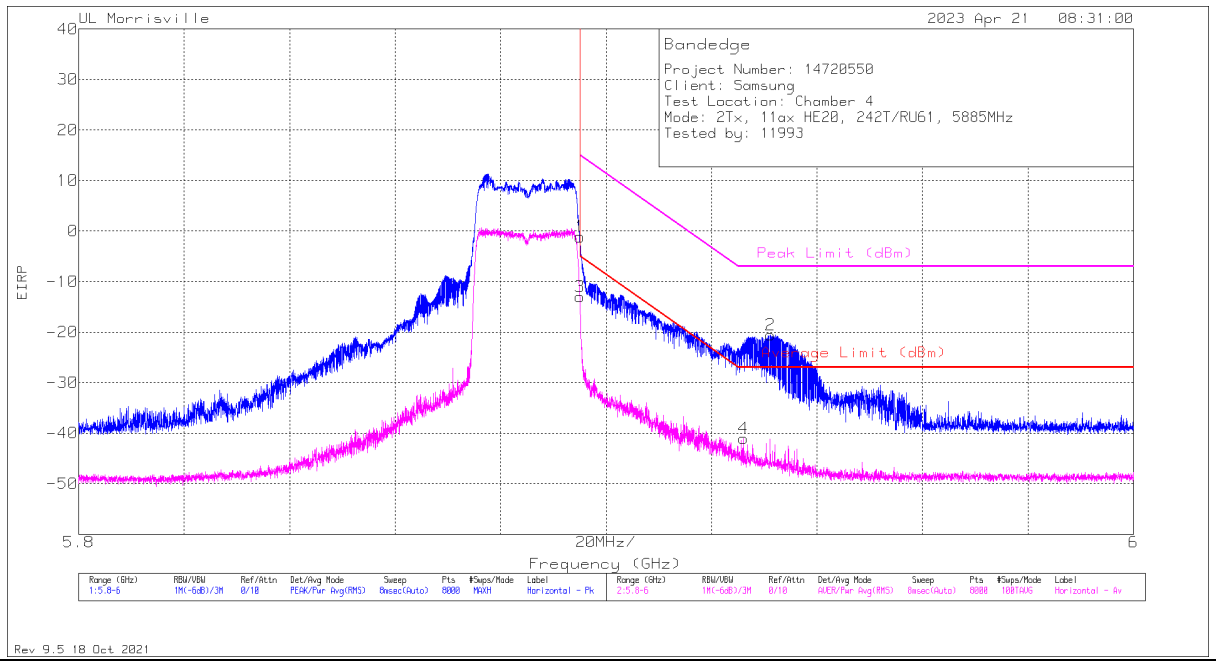

Marker	Frequency (GHz)	Meter Reading (dBm)	Det	86408 (dB/m)	Gain/Loss (dB)	Conversion Factor (dB)	Corrected Reading EIRP	Peak Limit (dBm)	PK Margin (dB)	Average Limit (dBm)	RMS Margin (dB)	Azimuth (Degs)	Height (cm)	Polarity
1	5.89501	-38.92	Pk	35.1	-9.1	11.8	-1.12	14.99	-16.11	-	-	134	125	H
3	5.89501	-50.83	RMS	35.1	-9.1	11.8	-13.03	-	-	-5.01	-8.02	134	125	H
4	5.92604	-79.08	RMS	35.1	-8.9	11.8	-41.08	-	-	-27	-14.08	134	125	H
2	5.93122	-58.67	Pk	35.1	-8.8	11.8	-20.57	-7	-13.57	-	-	134	125	H

Pk - Peak detector
RMS - RMS detection

UL LLC
12 Laboratory Drive, Research Triangle Park, NC 27709; USA TEL:(919)549-1400
This report shall not be reproduced except in full, without the written approval of UL LLC

VERTICAL RESULT

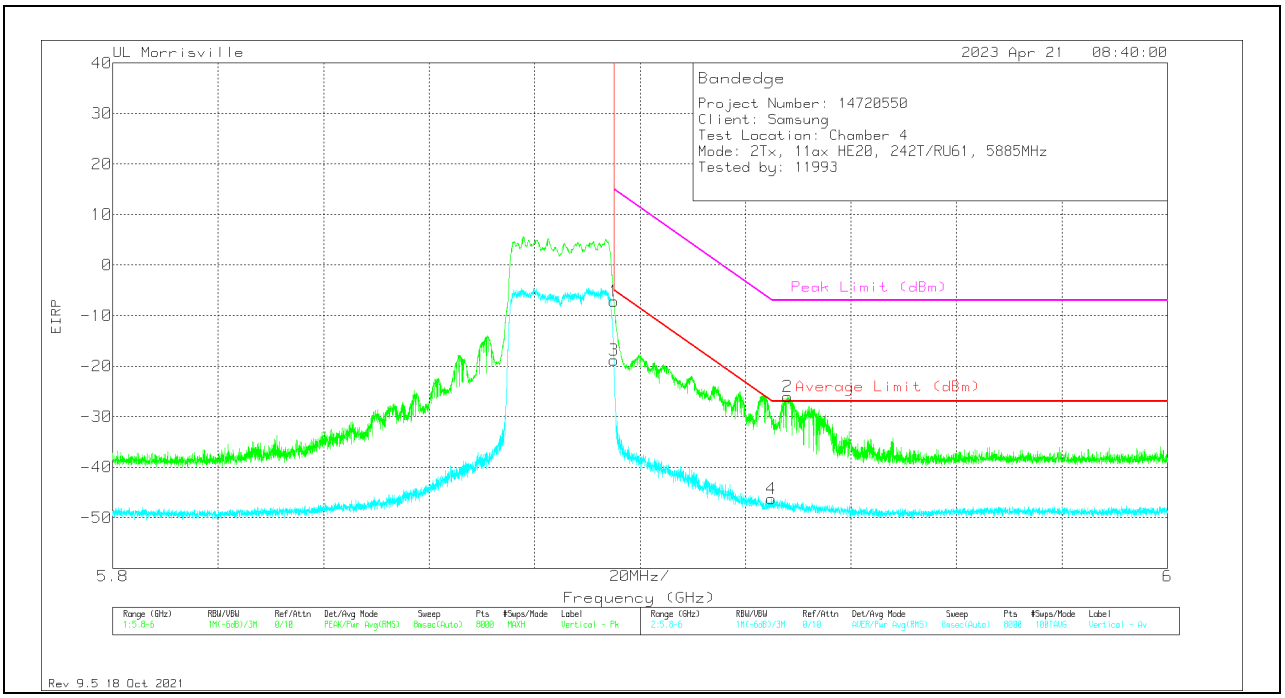

Marker	Frequency (GHz)	Meter Reading (dBm)	Det	86408 (dB/m)	Gain/Loss (dB)	Conversion Factor (dB)	Corrected Reading EIRP	Peak Limit (dBm)	PK Margin (dB)	Average Limit (dBm)	RMS Margin (dB)	Azimuth (Degs)	Height (cm)	Polarity
1	5.89501	-45	Pk	35.1	-9.1	11.8	-7.2	14.99	-22.19	-	-	45	389	V
3	5.89501	-56.57	RMS	35.1	-9.1	11.8	-18.77	-	-	-5.01	-13.76	45	389	V
4	5.92494	-84.25	RMS	35.1	-8.9	11.8	-46.25	-	-	-26.96	-19.29	45	389	V
2	5.92799	-63.99	Pk	35.1	-8.9	11.8	-25.99	-7	-18.99	-	-	45	389	V

Pk - Peak detector
RMS - RMS detection

UL LLC
12 Laboratory Drive, Research Triangle Park, NC 27709; USA TEL:(919)549-1400
This report shall not be reproduced except in full, without the written approval of UL LLC

10.1.1. TX ABOVE 1 GHz 802.11ax HE40 MODE IN THE 5.9 GHz BAND

2TX CDD MODE – 484T

BANDEDGE (HIGH CHANNEL)

HORIZONTAL RESULT

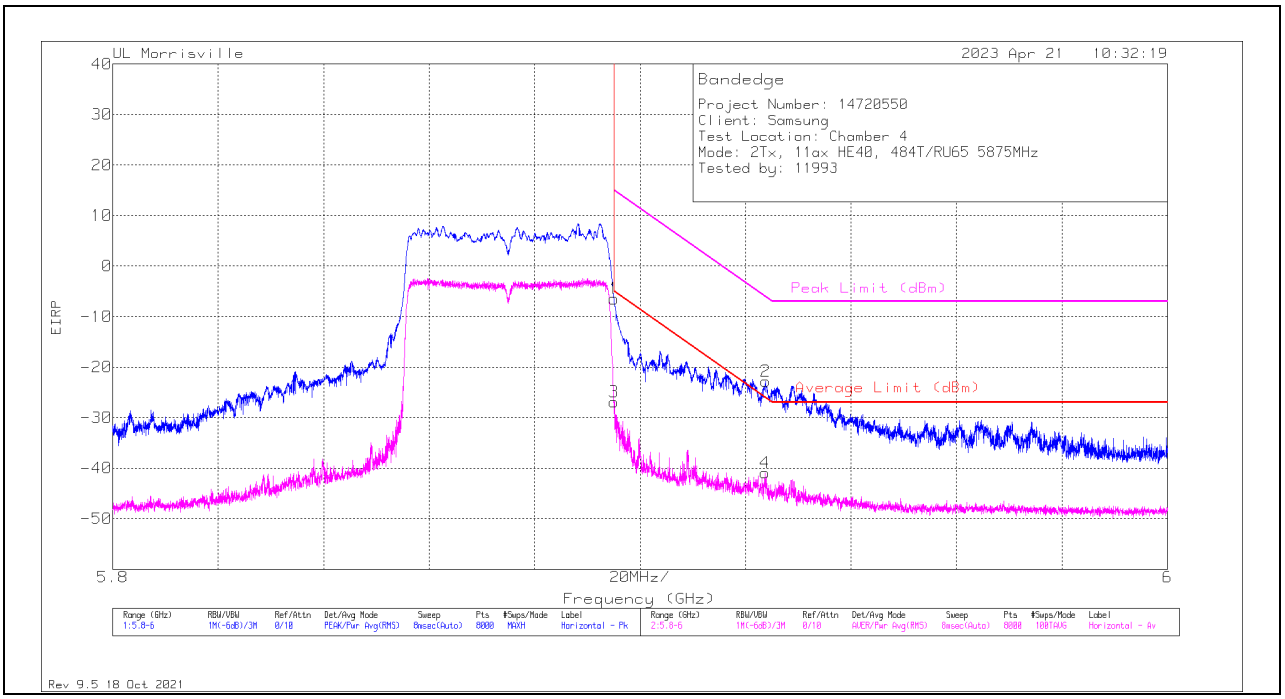

Marker	Frequency (GHz)	Meter Reading (dBm)	Det	86408 (dB/m)	Gain/Loss (dB)	Conversion Factor (dB)	Corrected Reading EIRP	Peak Limit (dBm)	PK Margin (dB)	Average Limit (dBm)	RMS Margin (dB)	Azimuth (Degs)	Height (cm)	Polarity
1	5.89501	-44.26	Pk	35.1	-9.1	11.8	-6.46	14.99	-21.45	-	-	135	119	H
3	5.89501	-64.7	RMS	35.1	-9.1	11.8	-26.9	-	-	-5.01	-21.89	135	119	H
4	5.92374	-78.95	RMS	35.1	-8.9	11.8	-40.95	-	-	-26.08	-14.87	135	119	H
2	5.92376	-60.82	Pk	35.1	-8.9	11.8	-22.82	-6.09	-16.73	-	-	135	119	H

Pk - Peak detector
RMS - RMS detection

UL LLC
12 Laboratory Drive, Research Triangle Park, NC 27709; USA TEL:(919)549-1400
This report shall not be reproduced except in full, without the written approval of UL LLC

VERTICAL RESULT

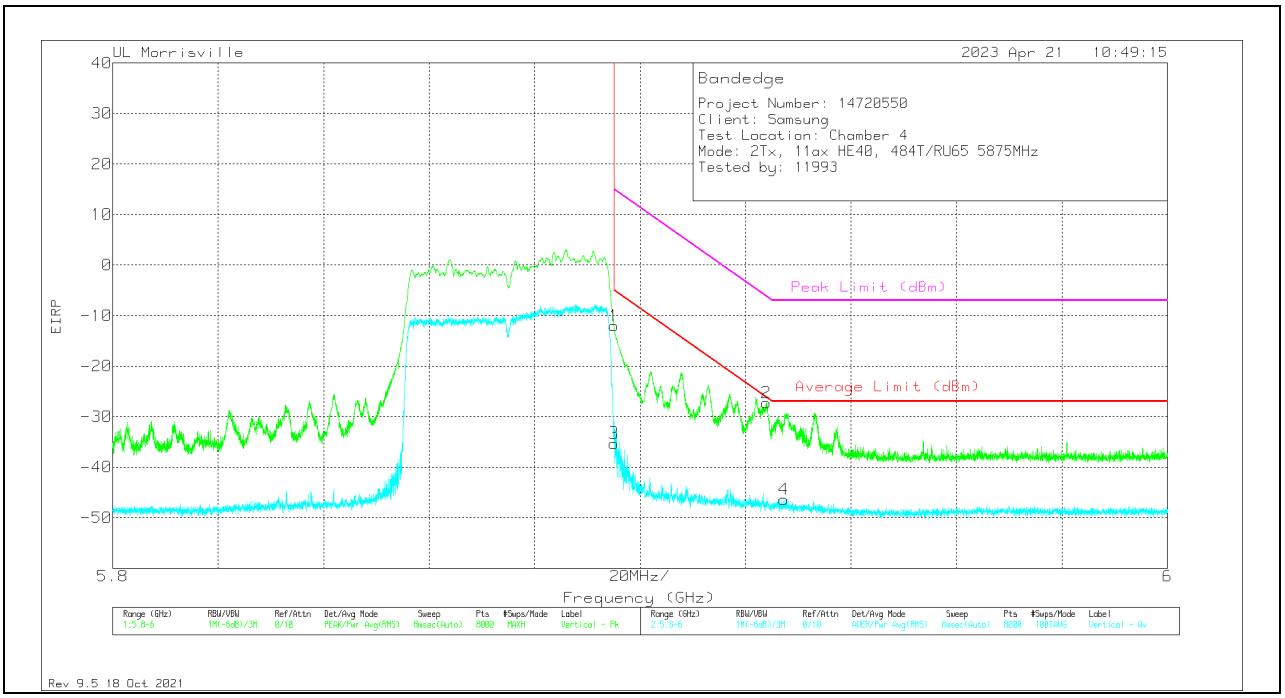

Marker	Frequency (GHz)	Meter Reading (dBm)	Det	86408 (dB/m)	Gain/Loss (dB)	Conversion Factor (dB)	Corrected Reading EIRP	Peak Limit (dBm)	PK Margin (dB)	Average Limit (dBm)	RMS Margin (dB)	Azimuth (Degs)	Height (cm)	Polarity
1	5.89501	-49.81	Pk	35.1	-9.1	11.8	-12.01	14.99	-27	-	-	349	385	V
3	5.89501	-73.07	RMS	35.1	-9.1	11.8	-35.27	-	-	-5.01	-30.26	349	385	V
2	5.92389	-65.29	Pk	35.1	-8.9	11.8	-27.29	-6.19	-21.1	-	-	349	385	V
4	5.92732	-84.4	RMS	35.1	-8.9	11.8	-46.4	-	-	-27	-19.4	349	385	V

Pk - Peak detector
RMS - RMS detection

UL LLC
12 Laboratory Drive, Research Triangle Park, NC 27709; USA TEL:(919)549-1400
This report shall not be reproduced except in full, without the written approval of UL LLC

HARMONICS AND SPURIOUS EMISSIONS

LOW CHANNEL RESULTS

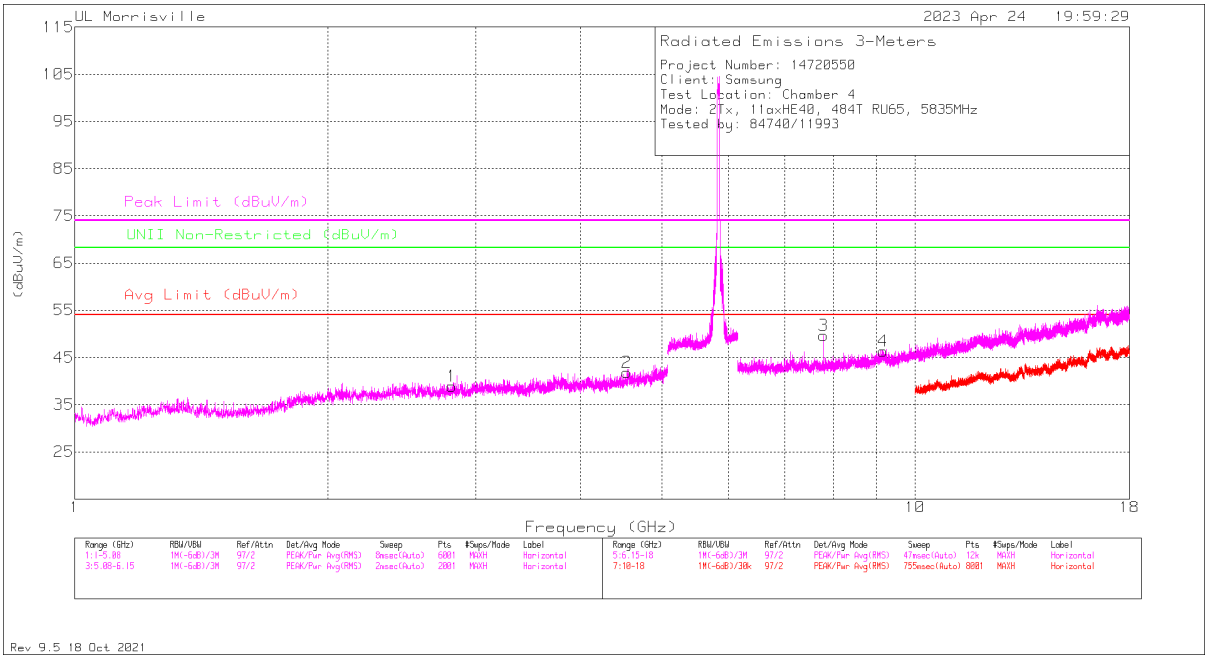

HORIZONTAL

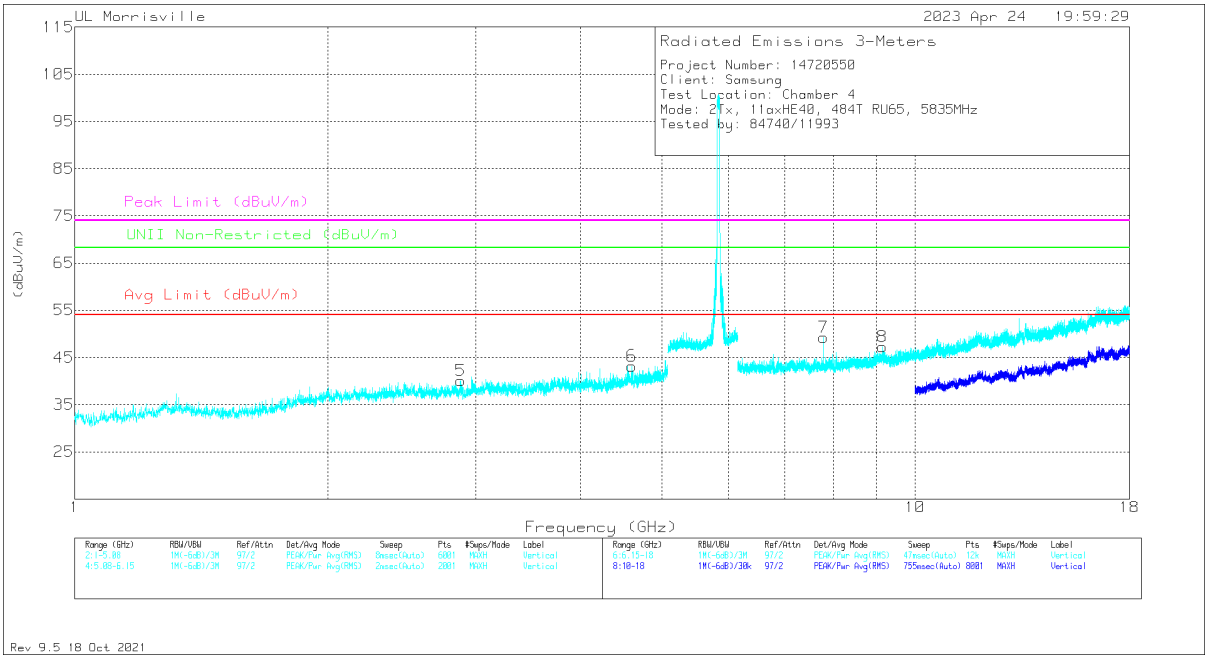

VERTICAL

UL LLC
12 Laboratory Drive, Research Triangle Park, NC 27709; USA TEL:(919)549-1400
This report shall not be reproduced except in full, without the written approval of UL LLC

RADIATED EMISSIONS

Marker	Frequency (GHz)	Meter Reading (dBuV)	Det	86408 (dB/m)	Gain/Loss (dB)	Corrected Reading (dBuV/m)	Avg Limit (dBuV/m)	Margin (dB)	Peak Limit (dBuV/m)	PK Margin (dB)	UNII Non-Restricted (dBuV/m)	PK Margin (dB)	Azimuth (Degs)	Height (cm)	Polarity
1	* ** 2.8122	41.69	Pk	32.6	-35.4	38.89	54	-15.11	74	-35.11	-	-	0-360	100	H
2	* ** 4.53736	39.68	Pk	34	-31.9	41.78	54	-12.22	74	-32.22	-	-	0-360	100	H
5	* ** 2.88224	42.71	Pk	32.7	-35.3	40.11	54	-13.89	74	-33.89	-	-	0-360	200	V
6	* ** 4.60468	40.71	Pk	34.1	-31.6	43.21	54	-10.79	74	-30.79	-	-	0-360	200	V
4	* ** 9.16978	36.1	Pk	36.2	-26	46.3	54	-7.7	74	-27.7	-	-	0-360	100	H
8	* ** 9.15003	37.08	Pk	36.2	-26	47.28	54	-6.72	74	-26.72	-	-	0-360	200	V
3	7.77938	42.13	Pk	35.7	-28.2	49.63	-	-	-	-	-	-	0-360	100	H
7	7.77938	41.74	Pk	35.7	-28.2	49.24	-	-	-	-	-	-	0-360	200	V

* - indicates frequency in CFR47 Pt 15 / IC RSS-Restricted Band
** - indicates frequency in Taiwan NCC LP0002 Restricted Band
Pk - Peak detector

UL LLC
12 Laboratory Drive, Research Triangle Park, NC 27709; USA TEL:(919)549-1400
This report shall not be reproduced except in full, without the written approval of UL LLC

HIGH CHANNEL RESULTS

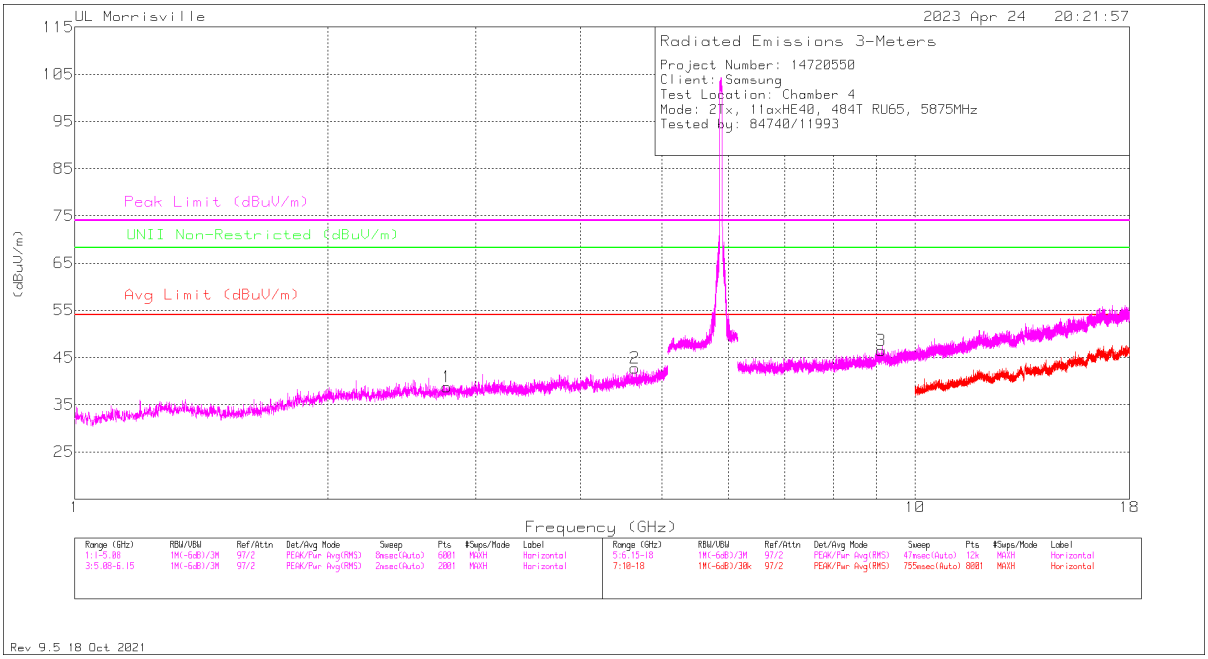

HORIZONTAL

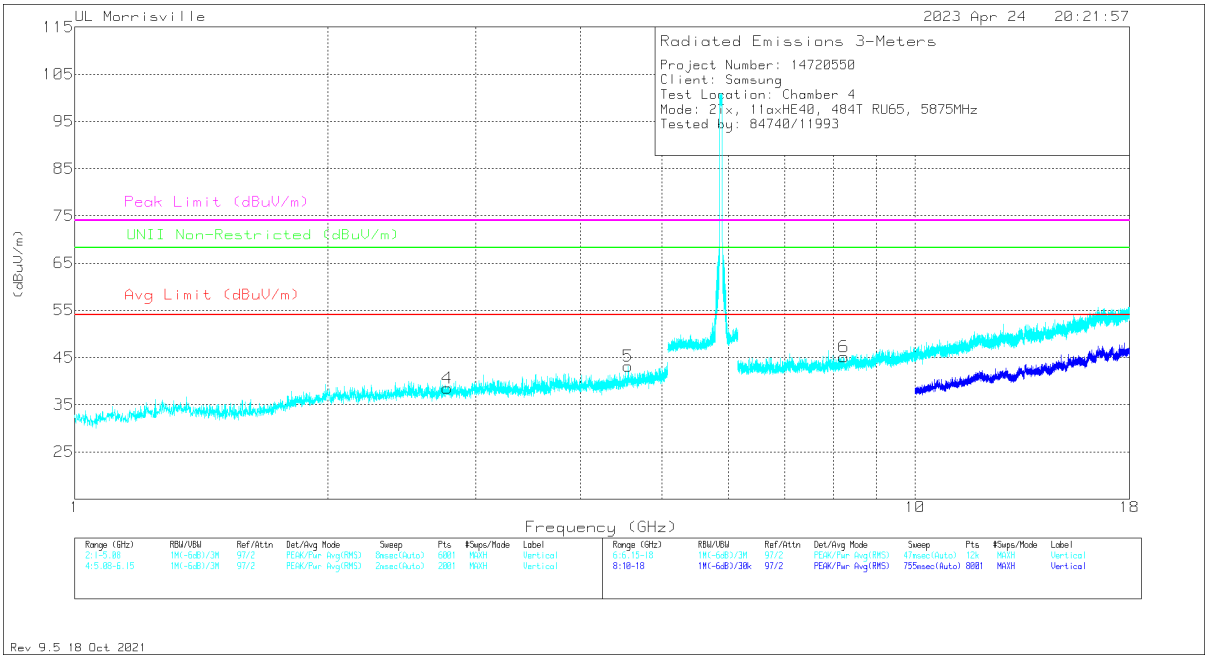

VERTICAL

UL LLC
12 Laboratory Drive, Research Triangle Park, NC 27709; USA TEL:(919)549-1400

This report shall not be reproduced except in full, without the written approval of UL LLC

RADIATED EMISSIONS

Marker	Frequency (GHz)	Meter Reading (dBuV)	Det	86408 (dB/m)	Gain/Loss (dB)	Corrected Reading (dBuV/m)	Avg Limit (dBuV/m)	Margin (dB)	Peak Limit (dBuV/m)	PK Margin (dB)	UNII Non-Restricted (dBuV/m)	PK Margin (dB)	Azimuth (Degs)	Height (cm)	Polarity
1	* ** 2.77276	42.11	Pk	32.5	-35.9	38.71	54	-15.29	74	-35.29	-	-	0-360	100	H
2	* ** 4.64344	39.89	Pk	34	-31.1	42.79	54	-11.21	74	-31.21	-	-	0-360	100	H
4	* ** 2.77548	41.85	Pk	32.5	-35.8	38.55	54	-15.45	74	-35.45	-	-	0-360	200	V
5	* ** 4.55504	40.73	Pk	34.1	-31.7	43.13	54	-10.87	74	-30.87	-	-	0-360	200	V
3	* ** 9.12238	36.36	Pk	36.2	-26.1	46.46	54	-7.54	74	-27.54	-	-	0-360	100	H
6	* ** 8.23165	36.77	Pk	35.7	-27.3	45.17	54	-8.83	74	-28.83	-	-	0-360	200	V

* - indicates frequency in CFR47 Pt 15 / IC RSS-Restricted Band
** - indicates frequency in Taiwan NCC LP0002 Restricted Band
Pk - Peak detector

UL LLC
12 Laboratory Drive, Research Triangle Park, NC 27709; USA TEL:(919)549-1400
This report shall not be reproduced except in full, without the written approval of UL LLC

10.1.1. TX ABOVE 1 GHz 802.11ax HE80 MODE IN THE 5.9 GHz BAND

2TX CDD MODE – 996T

BANDEDGE (HIGH CHANNEL)

HORIZONTAL RESULT

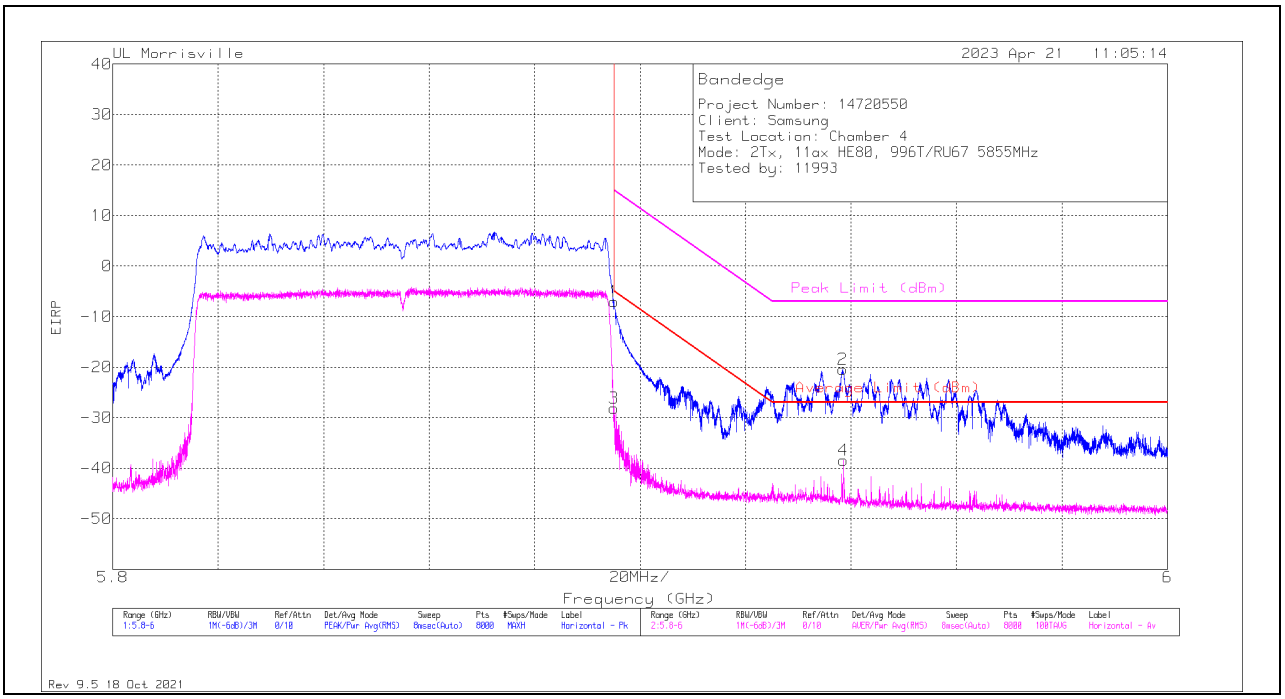

Marker	Frequency (GHz)	Meter Reading (dBm)	Det	86408 (dB/m)	Gain/Loss (dB)	Conversion Factor (dB)	Corrected Reading EIRP	Peak Limit (dBm)	PK Margin (dB)	Average Limit (dBm)	RMS Margin (dB)	Azimuth (Degs)	Height (cm)	Polarity
1	5.89501	-44.85	Pk	35.1	-9.1	11.8	-7.05	14.99	-22.04	-	-	309	129	H
3	5.89501	-65.98	RMS	35.1	-9.1	11.8	-28.18	-	-	-5.01	-23.17	309	129	H
2	5.93847	-58.3	Pk	35.1	-9	11.8	-20.4	-7	-13.4	-	-	309	129	H
4	5.93854	-76.38	RMS	35.1	-9	11.8	-38.48	-	-	-27	-11.48	309	129	H

Pk - Peak detector
RMS - RMS detection

UL LLC
12 Laboratory Drive, Research Triangle Park, NC 27709; USA TEL:(919)549-1400
This report shall not be reproduced except in full, without the written approval of UL LLC

VERTICAL RESULT

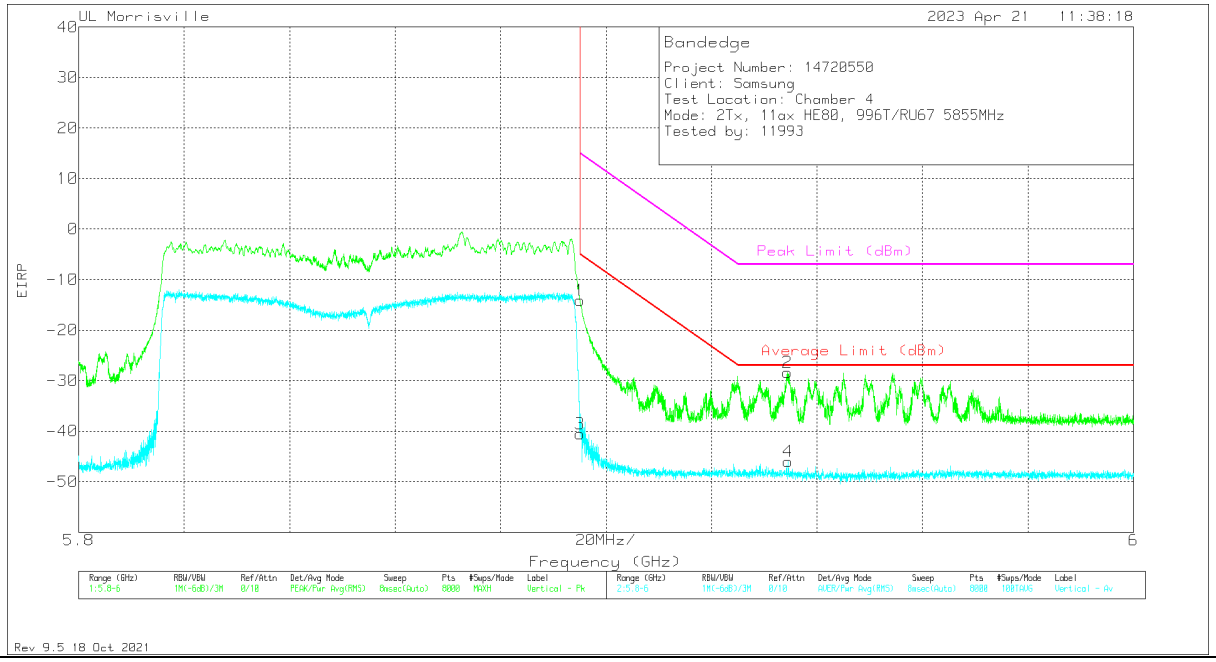

Marker	Frequency (GHz)	Meter Reading (dBm)	Det	86408 (dB/m)	Gain/Loss (dB)	Conversion Factor (dB)	Corrected Reading EIRP	Peak Limit (dBm)	PK Margin (dB)	Average Limit (dBm)	RMS Margin (dB)	Azimuth (Degs)	Height (cm)	Polarity
1	5.89501	-51.92	Pk	35.1	-9.1	11.8	-14.12	14.99	-29.11	-	-	5	397	V
3	5.89501	-78.39	RMS	35.1	-9.1	11.8	-40.59	-	-	-5.01	-35.58	5	397	V
2	5.93444	-66.36	Pk	35.1	-8.9	11.8	-28.36	-7	-21.36	-	-	5	397	V
4	5.93457	-84.01	RMS	35.1	-8.9	11.8	-46.01	-	-	-27	-19.01	5	397	V

Pk - Peak detector
RMS - RMS detection

UL LLC
12 Laboratory Drive, Research Triangle Park, NC 27709; USA TEL:(919)549-1400
This report shall not be reproduced except in full, without the written approval of UL LLC

10.1.1. TX ABOVE 1 GHz 802.11ax HE160 MODE IN THE 5.9 GHz BAND

2TX CDD MODE – 2x996T

BANDEDGE (HIGH CHANNEL)

HORIZONTAL RESULT

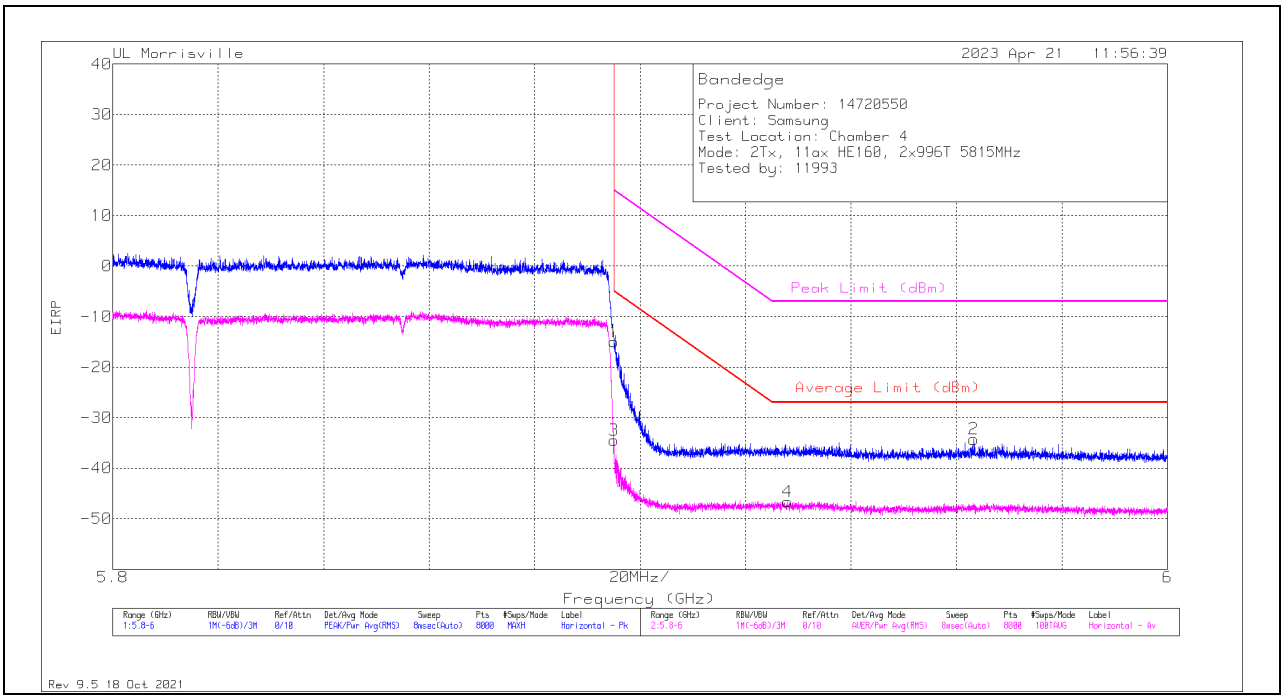

Marker	Frequency (GHz)	Meter Reading (dBm)	Det	86408 (dB/m)	Gain/Loss (dB)	Conversion Factor (dB)	Corrected Reading EIRP	Peak Limit (dBm)	PK Margin (dB)	Average Limit (dBm)	RMS Margin (dB)	Azimuth (Degs)	Height (cm)	Polarity
1	5.89501	-52.74	Pk	35.1	-9.1	11.8	-14.94	14.99	-29.93	-	-	80	131	H
3	5.89501	-72.29	RMS	35.1	-9.1	11.8	-34.49	-	-	-5.01	-29.48	80	131	H
4	5.92799	-84.63	RMS	35.1	-8.9	11.8	-46.63	-	-	-27	-19.63	80	131	H
2	5.96329	-72.17	Pk	35.1	-9	11.8	-34.27	-7	-27.27	-	-	80	131	H

Pk - Peak detector
RMS - RMS detection

UL LLC
12 Laboratory Drive, Research Triangle Park, NC 27709; USA TEL:(919)549-1400
This report shall not be reproduced except in full, without the written approval of UL LLC

VERTICAL RESULT

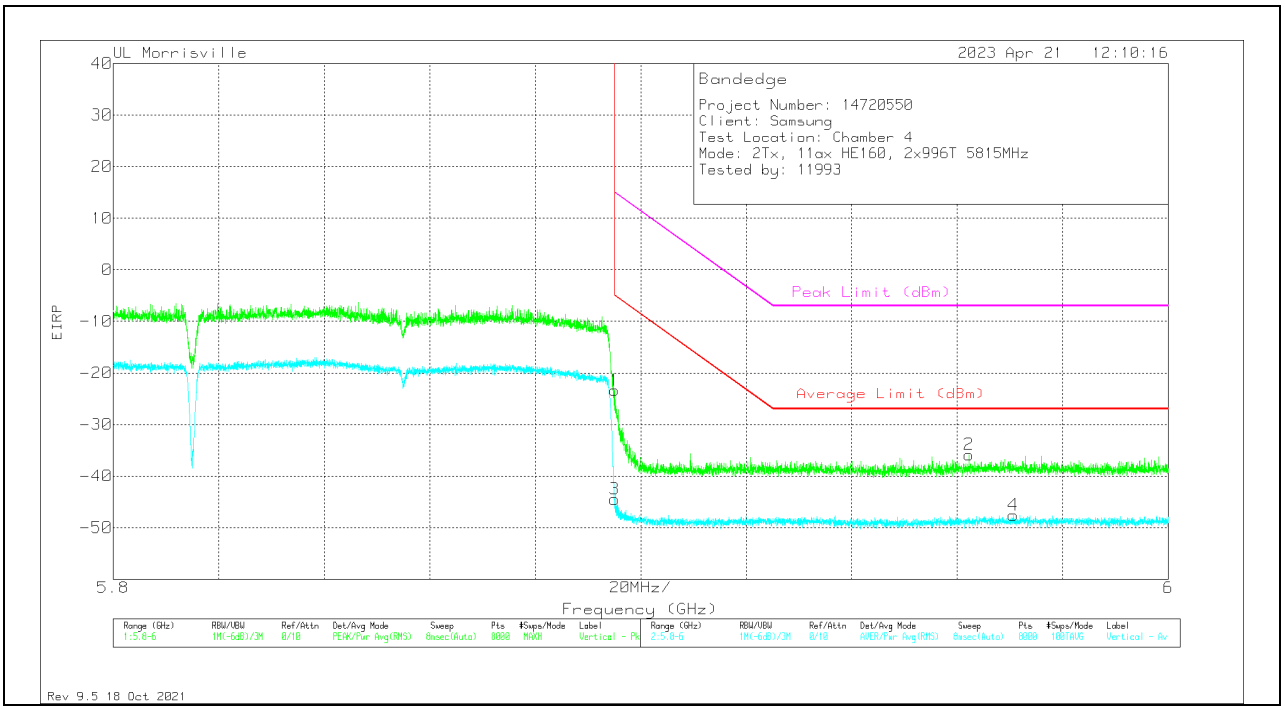

Marker	Frequency (GHz)	Meter Reading (dBm)	Det	86408 (dB/m)	Gain/Loss (dB)	Conversion Factor (dB)	Corrected Reading EIRP	Peak Limit (dBm)	PK Margin (dB)	Average Limit (dBm)	RMS Margin (dB)	Azimuth (Degs)	Height (cm)	Polarity
1	5.89501	-61.18	Pk	35.1	-9.1	11.8	-23.38	14.99	-38.37	-	-	2	144	V
3	5.89501	-82.27	RMS	35.1	-9.1	11.8	-44.47	-	-	-5.01	-39.46	2	144	V
2	5.96219	-73.74	Pk	35.1	-9	11.8	-35.84	-7	-28.84	-	-	2	144	V
4	5.97062	-85.48	RMS	35.1	-9	11.8	-47.58	-	-	-27	-20.58	2	144	V

Pk - Peak detector
RMS - RMS detection

UL LLC
12 Laboratory Drive, Research Triangle Park, NC 27709; USA TEL:(919)549-1400
This report shall not be reproduced except in full, without the written approval of UL LLC

10.2. TRANSMITTER WORST CASE

10.2.1. SPURIOUS BELOW 30MHZ (E-FIELD)

Note: All measurements were made at a test distance of 3 m. The measured data was extrapolated from the test distance (3m) to the specification distance (300 m from 9-490 kHz and 30 m from 490 kHz – 30 MHz) to clearly show the relative levels of fundamental and spurious emissions and demonstrate compliance with the requirement that the level of any spurious emissions be below the level of the intentionally transmitted signal. The extrapolation factor for the limits were 40*Log (test distance / specification distance).

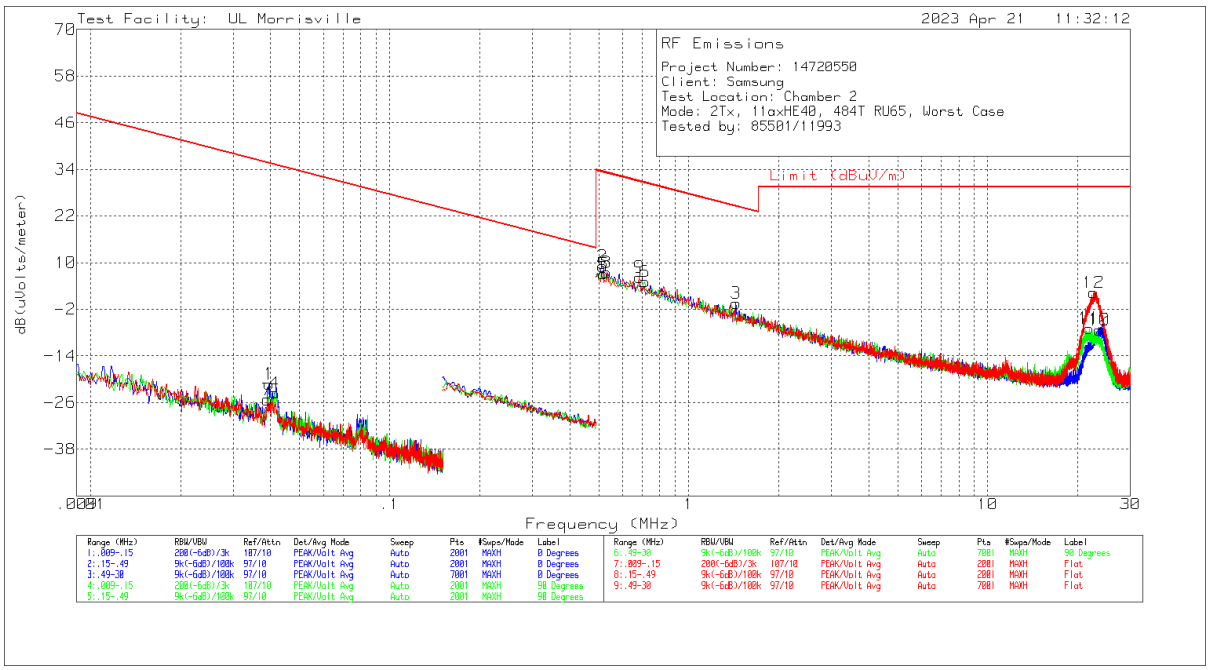

ANTENNA- THREE ORIENTATIONS

Marker	Frequency (MHz)	Meter Reading (dBuV)	Det	135144 (dB/m)	Gain/Loss (dB)	Dist. Corr. Factor (dB)	Corrected Reading dB(uVolts/meter)	QP/ AV Limit (dBuV/m)	PK Limit (dBuV/m)	Margin (dB)	Azimuth (Degs)	Loop Angle
7	.03903	41.27	Pk	13.4	.1	-80	-25.23	35.78	55.78	-61.01	0-360	Flat
1	.0396	45.27	Pk	13.4	.1	-80	-21.23	35.65	55.65	-56.88	0-360	0 degs
4	.04131	43.04	Pk	13.3	.1	-80	-23.56	35.28	55.28	-58.84	0-360	90 degs
2	.5153	36.78	Pk	12.2	.1	-40	9.08	33.36	-	-24.28	0-360	0 degs
5	.51951	34.8	Pk	12.2	.1	-40	7.1	33.29	-	-26.19	0-360	90 degs
8	.53216	35.18	Pk	12.2	.1	-40	7.48	33.08	-	-25.6	0-360	Flat
9	.68394	33.84	Pk	12.2	.2	-40	6.24	30.9	-	-24.66	0-360	Flat
6	.71345	32.67	Pk	12.2	.2	-40	5.07	30.54		-25.47	0-360	90 degs
3	1.4386	27.14	Pk	12.2	.2	-40	-.46	24.45	-	-24.91	0-360	0 degs
11	21.81453	22.65	Pk	9.5	.9	-40	-6.95	29.54	-	-36.49	0-360	90 degs
12	22.56498	32.01	Pk	9.3	1	-40	2.31	29.54	-	-27.23	0-360	Flat
10	23.60211	22.52	Pk	9.2	1	-40	-7.28	29.54	-	-36.82	0-360	0 degs

Pk - Peak detector

UL LLC
12 Laboratory Drive, Research Triangle Park, NC 27709; USA TEL:(919)549-1400
This report shall not be reproduced except in full, without the written approval of UL LLC

10.2.2. SPURIOUS BELOW 30MHZ (H-FIELD)

Note: All measurements were made at a test distance of 3 m. The measured data was extrapolated from the test distance (3m) to the specification distance (300 m from 9-490 kHz and 30 m from 490 kHz – 30 MHz) to clearly show the relative levels of fundamental and spurious emissions and demonstrate compliance with the requirement that the level of any spurious emissions be below the level of the intentionally transmitted signal. The extrapolation factor for the limits were 40*Log (test distance / specification distance).

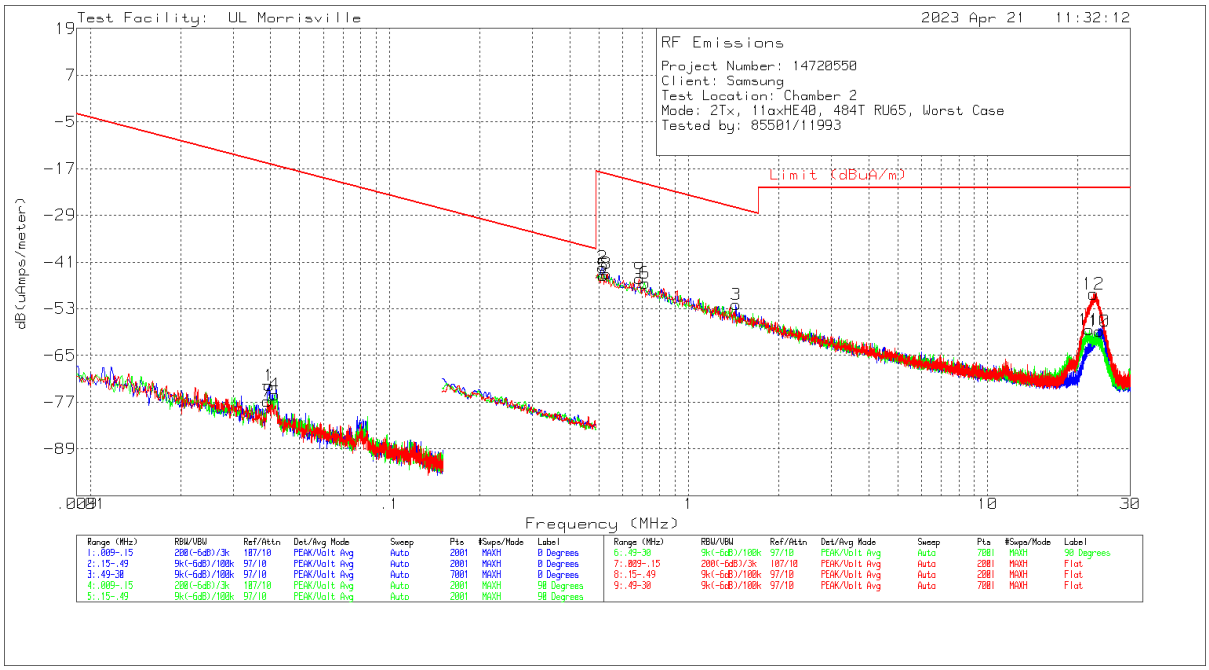

ANTENNA- THREE ORIENTATIONS

Marker	Frequency (MHz)	Meter Reading (dBuV)	Det	135144 (dB/m)	Gain/Loss (dB)	Dist. Corr. Factor (dB)	Corrected Reading dB(uAmps/meter)	Limit (dBuA/m)	Margin (dB)	Azimuth (Degs)	Loop Angle
7	.03903	41.27	Pk	-38.1	.1	-80	-76.73	4.28	-61.01	0-360	Flat
1	.0396	45.27	Pk	-38.1	.1	-80	-72.73	4.15	-56.88	0-360	0 degs
4	.04131	43.04	Pk	-38.2	.1	-80	-75.06	3.78	-58.84	0-360	90 degs
2	.5153	36.78	Pk	-39.3	.1	-40	-42.42	-	-24.28	0-360	0 degs
5	.51951	34.8	Pk	-39.3	.1	-40	-44.4	-	-26.19	0-360	90 degs
8	.53216	35.18	Pk	-39.3	.1	-40	-44.02	-	-25.6	0-360	Flat
9	.68394	33.84	Pk	-39.3	.2	-40	-45.26	-	-24.66	0-360	Flat
6	.71345	32.67	Pk	-39.3	.2	-40	-46.43	-	-25.47	0-360	90 degs
3	1.4386	27.14	Pk	-39.3	.2	-40	-51.96	-	-24.91	0-360	0 degs
11	21.81453	22.65	Pk	-42	.9	-40	-58.45	-	-36.49	0-360	90 degs
12	22.56498	32.01	Pk	-42.2	1	-40	-49.19	-	-27.23	0-360	Flat
10	23.60211	22.52	Pk	-42.3	1	-40	-58.78	-	-36.82	0-360	0 degs

Pk - Peak detector

UL LLC
12 Laboratory Drive, Research Triangle Park, NC 27709; USA TEL:(919)549-1400
This report shall not be reproduced except in full, without the written approval of UL LLC

10.2.3. SPURIOUS 30-1000MHz

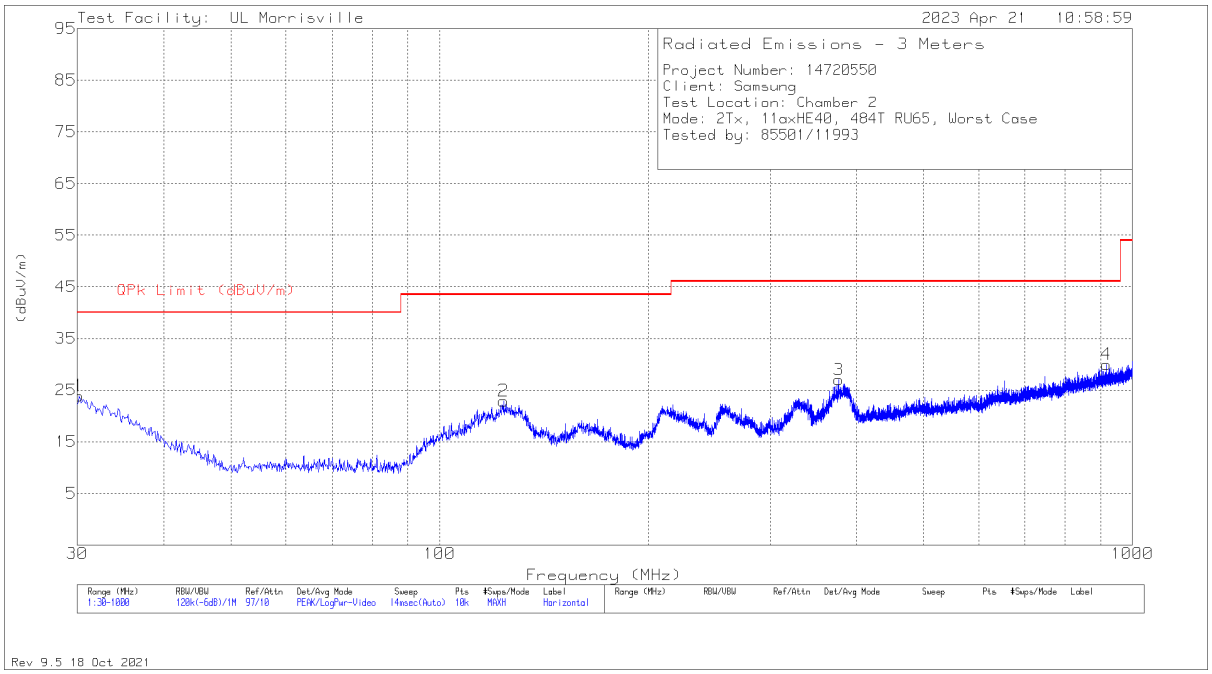

HORIZONTAL

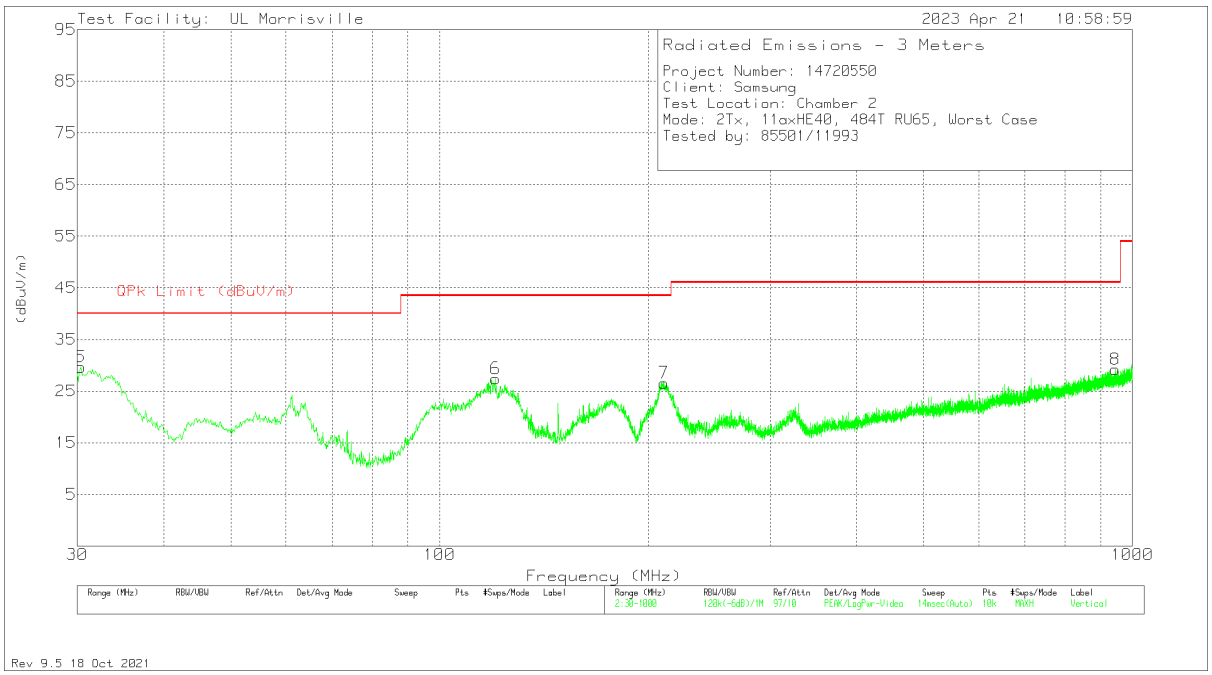

VERTICAL

UL LLC
12 Laboratory Drive, Research Triangle Park, NC 27709; USA TEL:(919)549-1400
This report shall not be reproduced except in full, without the written approval of UL LLC

Marker	Frequency (MHz)	Meter Reading (dBuV)	Det	90627 (dB/m)	Gain/Loss (dB)	Corrected Reading (dBuV/m)	QPk Limit (dBuV/m)	Margin (dB)	Azimuth (Degs)	Height (cm)	Polarity
1	30.194	28.26	Pk	27.1	-31.5	23.86	40	-16.14	0-360	99	H
5	30.388	34.15	Pk	27	-31.5	29.65	40	-10.35	0-360	101	V
6	120.501	37.99	Pk	19.8	-30.4	27.39	43.52	-16.13	0-360	101	V
2	123.702	33.29	Pk	19.9	-30.3	22.89	43.52	-20.63	0-360	199	H
7	211.002	39.68	Pk	16.4	-29.5	26.58	43.52	-16.94	0-360	101	V
3	377.163	34.3	Pk	20.9	-28.2	27	46.02	-19.02	0-360	99	H
4	918.132	27.09	Pk	28.1	-25.2	29.99	46.02	-16.03	0-360	399	H
8	945.001	25.81	Pk	28.3	-24.9	29.21	46.02	-16.81	0-360	101	V

Pk - Peak detector

UL LLC
12 Laboratory Drive, Research Triangle Park, NC 27709; USA TEL:(919)549-1400
This report shall not be reproduced except in full, without the written approval of UL LLC

10.2.4. SPURIOUS 18-26 GHz

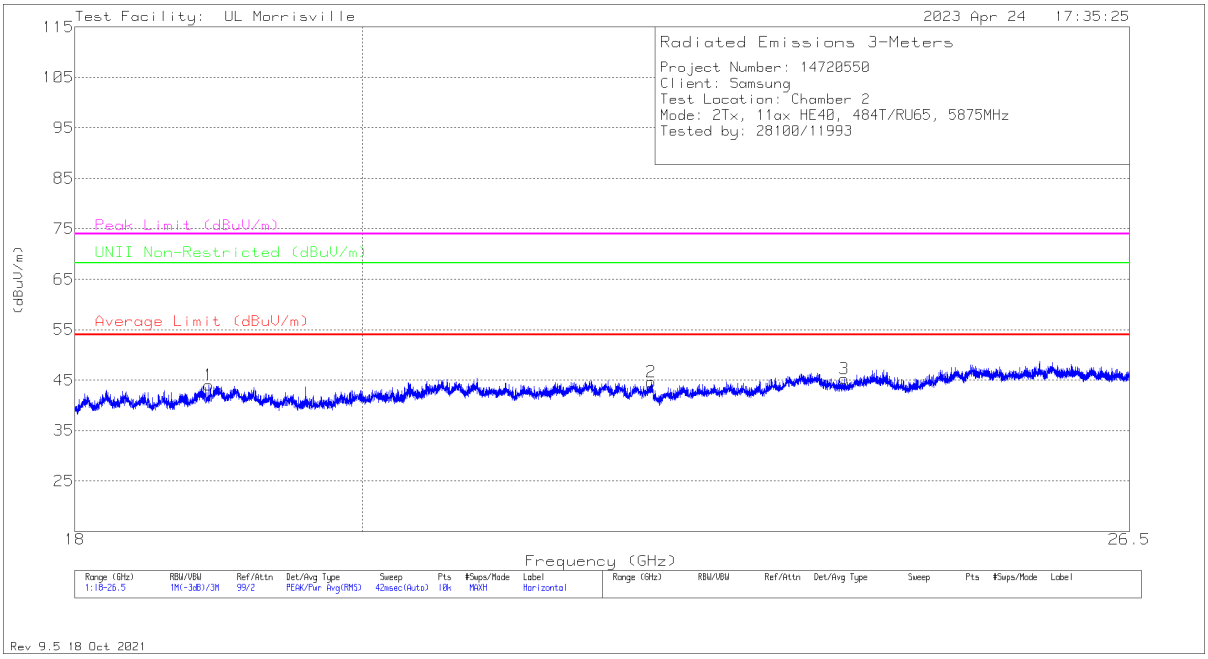

HORIZONTAL

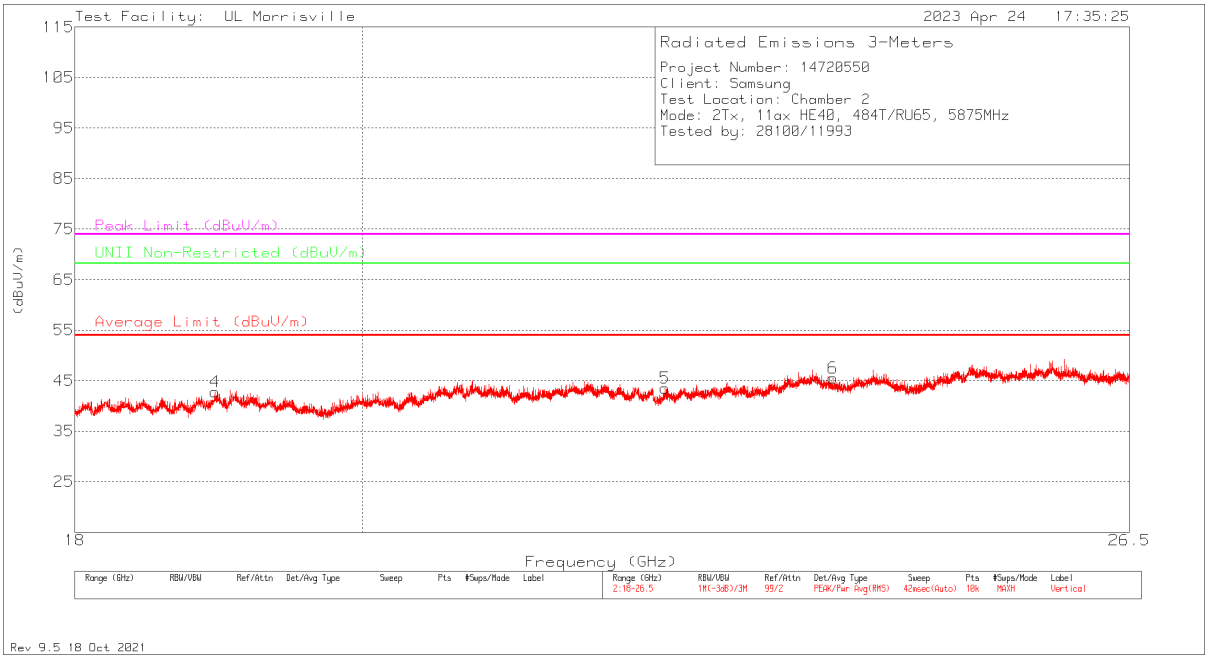

VERTICAL

UL LLC
12 Laboratory Drive, Research Triangle Park, NC 27709; USA TEL:(919)549-1400
This report shall not be reproduced except in full, without the written approval of UL LLC

Marker	Frequency (GHz)	Meter Reading (dBuV)	Det	204704 (dB/m)	Gain/Loss (dB)	Corrected Reading (dBuV/m)	Average Limit (dBuV/m)	Margin (dB)	Peak Limit (dBuV/m)	Margin (dB)	UNII Non-Restricted (dBuV/m)	PK Margin (dB)	Azimuth (Degs)	Height (cm)	Polarity
1	* ** 18.90686	48.82	Pk	33.7	-38.5	44.02	54	-9.98	74	-29.98	-	-	0-360	100	H
2	* ** 22.23513	48.49	Pk	34.5	-38.3	44.69	54	-9.31	74	-29.31	-	-	0-360	200	H
3	* ** 23.87036	47.69	Pk	35.1	-37.5	45.29	54	-8.71	74	-28.71	-	-	0-360	300	H
4	* ** 18.94851	47.3	Pk	33.8	-38.3	42.8	54	-11.2	74	-31.2	-	-	0-360	101	V
5	* ** 22.34902	47.37	Pk	34.5	-38.3	43.57	54	-10.43	74	-30.43	-	-	0-360	150	V
6	* ** 23.77092	48.05	Pk	35.1	-37.7	45.45	54	-8.55	74	-28.55	-	-	0-360	250	V

* - indicates frequency in CFR47 Pt 15 / IC RSS-Restricted Band
** - indicates frequency in Taiwan NCC LP0002 Restricted Band
Pk - Peak detector

UL LLC
12 Laboratory Drive, Research Triangle Park, NC 27709; USA TEL:(919)549-1400
This report shall not be reproduced except in full, without the written approval of UL LLC

10.2.5. SPURIOUS 26-40 GHz

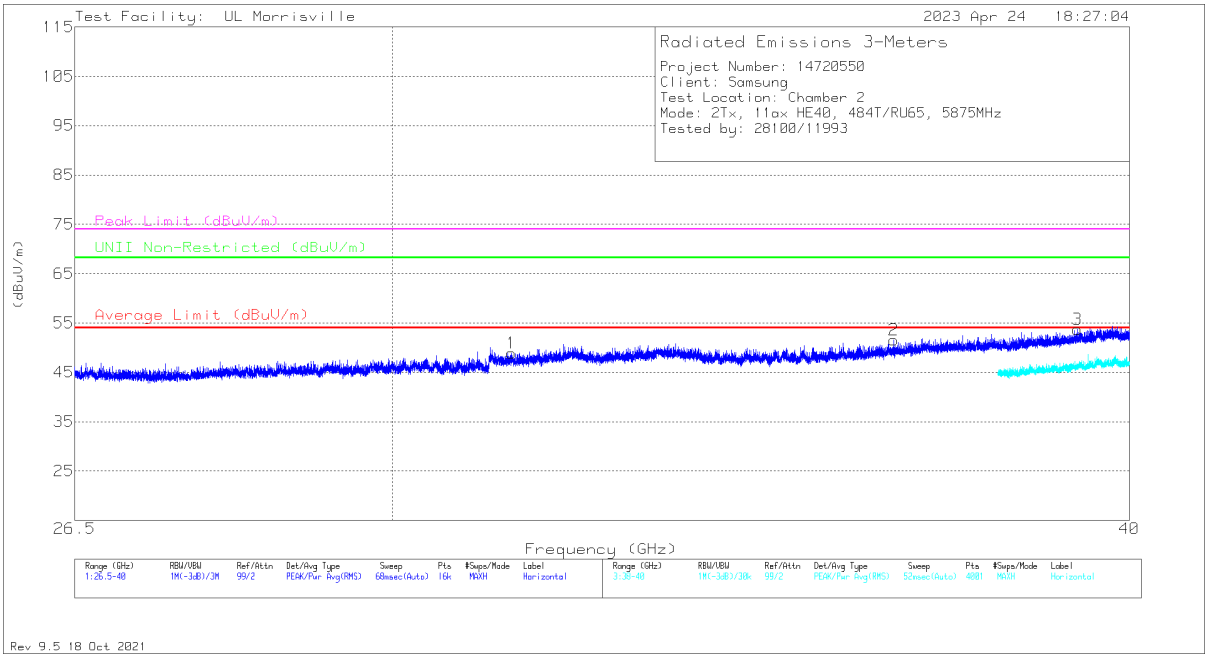

HORIZONTAL

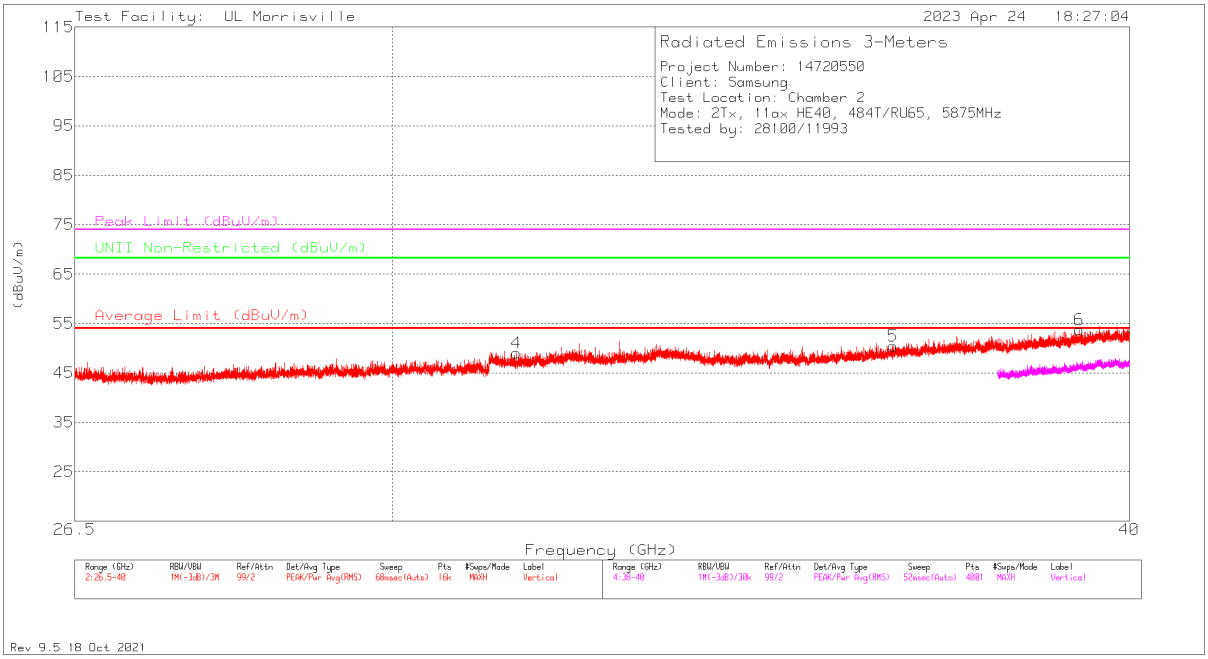

VERTICAL

UL LLC
12 Laboratory Drive, Research Triangle Park, NC 27709; USA TEL:(919)549-1400

This report shall not be reproduced except in full, without the written approval of UL LLC

Marker	Frequency (GHz)	Meter Reading (dBuV)	Det	204705 (dB/m)	Gain/Loss (dB)	Corrected Reading (dBuV/m)	Average Limit (dBuV/m)	Margin (dB)	Peak Limit (dBuV/m)	Margin (dB)	UNII Non-Restricted (dBuV/m)	PK Margin (dB)	Azimuth (Degs)	Height (cm)	Polarity
1	* ** 31.42812	48.39	PK-U	37	-34.1	51.29	-	-	74	-22.71	-	-	219	346	H
	* ** 31.4265	34.01	ADV	37	-34.1	36.91	54	-17.09	-	-	-	-	219	346	H
2	* ** 36.48089	50.46	PK-U	38.2	-36.8	51.86	-	-	74	-22.14	-	-	338	111	H
	* ** 36.48208	37.31	ADV	38.2	-36.8	38.71	54	-15.29	-	-	-	-	338	111	H
3	* ** 39.19708	50.59	PK-U	38.8	-35.5	53.89	-	-	74	-20.11	-	-	360	277	H
	* ** 39.19932	37.46	ADV	38.8	-35.5	40.76	54	-13.24	-	-	-	-	360	277	H
4	* ** 31.48997	47.2	PK-U	37	-34	50.2	-	-	74	-23.8	-	-	183	225	V
	* ** 31.49029	33.81	ADV	37	-34	36.81	54	-17.19	-	-	-	-	183	225	V
5	* ** 36.4745	50.31	PK-U	38.2	-36.8	51.71	-	-	74	-22.29	-	-	259	360	V
	* ** 36.47571	37.14	ADV	38.2	-36.8	38.54	54	-15.46	-	-	-	-	259	360	V
6	* ** 39.22727	50.71	PK-U	38.8	-35.5	54.01	-	-	74	-19.99	-	-	144	326	V
	* ** 39.22769	37.67	ADV	38.8	-35.5	40.97	54	-13.03	-	-	-	-	144	326	V

* - indicates frequency in CFR47 Pt 15 / IC RSS-Restricted Band
** - indicates frequency in Taiwan NCC LP0002 Restricted Band
Pk - Peak detector
PK-U - Peak detector
ADV - Linear Voltage Average

UL LLC
12 Laboratory Drive, Research Triangle Park, NC 27709; USA TEL:(919)549-1400
This report shall not be reproduced except in full, without the written approval of UL LLC

11. AC POWER LINE CONDUCTED EMISSIONS

LIMITS

FCC §15.207 (a)
RSS-Gen 8.8

Frequency of Emission (MHz)	Conducted Limit (dBuV)	
	Quasi-peak	Average
0.15-0.5	66 to 56 *	56 to 46 *
0.5-5	56	46
5-30	60	50

* Decreases with the logarithm of the frequency.

TEST PROCEDURE

The EUT is placed on a non-conducting table 40 cm from the vertical ground plane and 80 cm above the horizontal ground plane. The EUT is configured in accordance with ANSI C63.10.

The receiver is set to a resolution bandwidth of 9 kHz. Peak detection is used unless otherwise noted as quasi-peak or average.

Line conducted data is recorded for both lines.

RESULTS

UL LLC
12 Laboratory Drive, Research Triangle Park, NC 27709; USA TEL:(919)549-1400
This report shall not be reproduced except in full, without the written approval of UL LLC

11.1. AC POWER LINE NORM

LINE 1 RESULTS

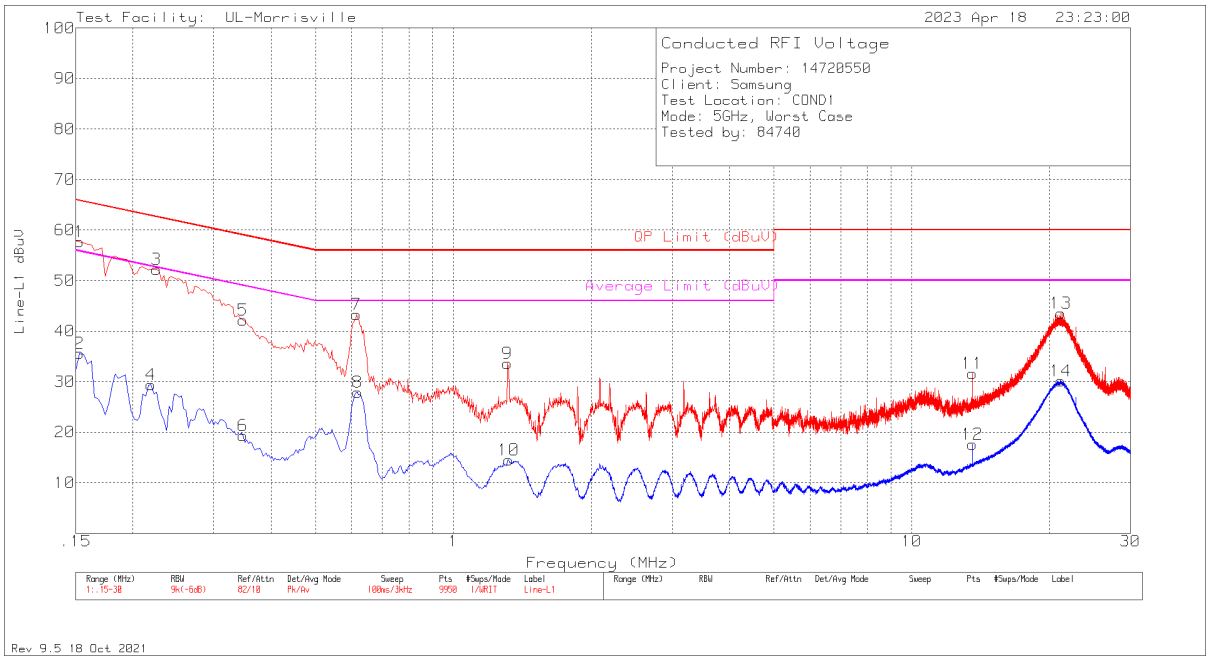

Range 1: Line-L1 .15 - 30MHz										
Marker	Frequency (MHz)	Meter Reading (dBuV)	Det	LISN VCF (dB)	Cbl/Limiter (dB)	Corrected Reading dBuV	QP Limit (dBuV)	Margin (dB)	Average Limit (dBuV)	Margin (dB)
1	.153	47.73	Pk	.2	9.8	57.73	65.84	-8.11	-	-
2	.153	25.61	Av	.2	9.8	35.61	-	-	55.84	-20.23
3	.225	42.35	Pk	.1	9.8	52.25	62.63	-10.38	-	-
4	.219	19.45	Av	.1	9.8	29.35	-	-	52.86	-23.51
5	.348	32.3	Pk	.1	9.8	42.2	59.01	-16.81	-	-
6	.348	9.44	Av	.1	9.8	19.34	-	-	49.01	-29.67
7	.615	33.52	Pk	0	9.8	43.32	56	-12.68	-	-
8	.618	18.1	Av	0	9.8	27.9	-	-	46	-18.1
9	1.314	23.8	Pk	0	9.8	33.6	56	-22.4	-	-
10	1.32	4.7	Av	0	9.8	14.5	-	-	46	-31.5
11	13.56	21.56	Pk	.1	10	31.66	60	-28.34	-	-
12	13.56	7.52	Av	.1	10	17.62	-	-	50	-32.38
13	21.12	33.17	Pk	.2	10.2	43.57	60	-16.43	-	-
14	21.168	19.74	Av	.2	10.2	30.14	-	-	50	-19.86

Pk - Peak detector
Av - Average detection

UL LLC
12 Laboratory Drive, Research Triangle Park, NC 27709; USA TEL:(919)549-1400
This report shall not be reproduced except in full, without the written approval of UL LLC

LINE 2 RESULTS

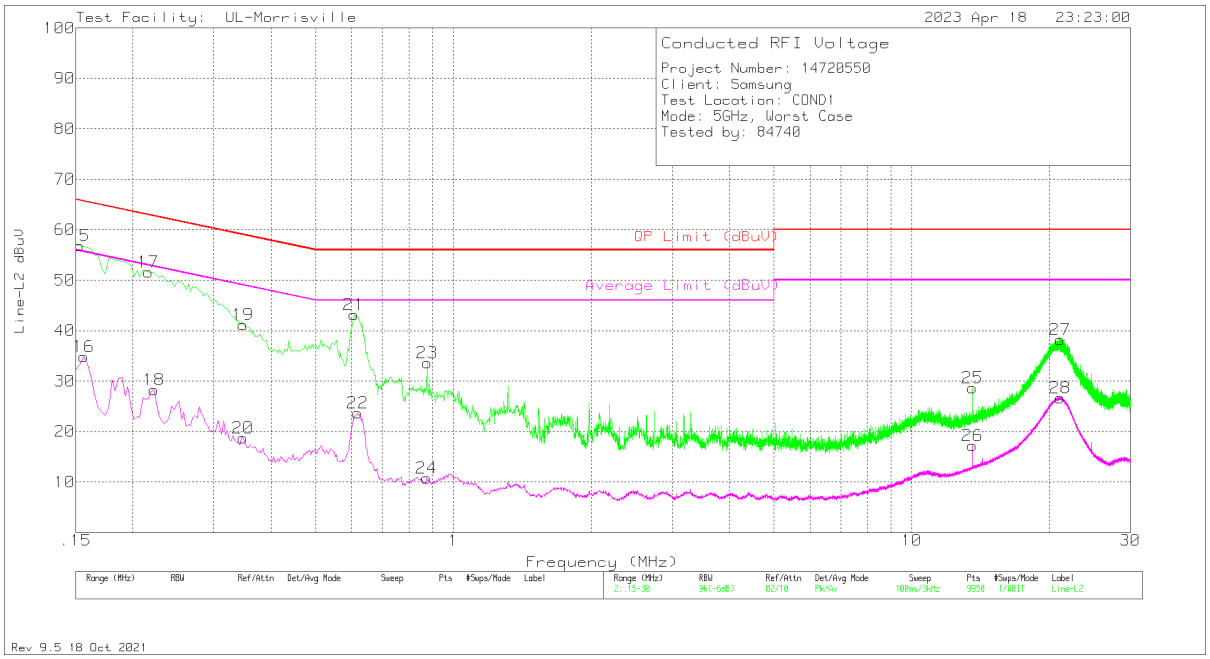

Range 2: Line-L2 .15 - 30MHz										
Marker	Frequency (MHz)	Meter Reading (dBuV)	Det	LISN VCF (dB)	Cbl/Limiter (dB)	Corrected Reading dBuV	QP Limit (dBuV)	Margin (dB)	Average Limit (dBuV)	Margin (dB)
15	.153	46.82	Pk	.2	9.8	56.82	65.84	-9.02	-	-
16	.156	24.88	Av	.2	9.8	34.88	-	-	55.67	-20.79
17	.216	41.72	Pk	.1	9.8	51.62	62.97	-11.35	-	-
18	.222	18.4	Av	.1	9.8	28.3	-	-	52.74	-24.44
19	.348	31.24	Pk	.1	9.8	41.14	59.01	-17.87	-	-
20	.348	8.81	Av	.1	9.8	18.71	-	-	49.01	-30.3
21	.606	33.42	Pk	0	9.8	43.22	56	-12.78	-	-
22	.618	13.93	Av	0	9.8	23.73	-	-	46	-22.27
23	.876	23.83	Pk	0	9.8	33.63	56	-22.37	-	-
24	.873	.94	Av	0	9.8	10.74	-	-	46	-35.26
25	13.56	18.6	Pk	.1	10	28.7	60	-31.3	-	-
26	13.563	7.14	Av	.1	10	17.24	-	-	50	-32.76
27	21.105	27.85	Pk	.2	10.2	38.25	60	-21.75	-	-
28	21.066	16.26	Av	.2	10.2	26.66	-	-	50	-23.34

Pk - Peak detector
Av - Average detection

UL LLC
12 Laboratory Drive, Research Triangle Park, NC 27709; USA TEL:(919)549-1400
This report shall not be reproduced except in full, without the written approval of UL LLC

12. SETUP PHOTOS

Please refer to R14720550-EP1 for setup photos

END OF TEST REPORT

UL LLC
12 Laboratory Drive, Research Triangle Park, NC 27709; USA TEL:(919)549-1400
This report shall not be reproduced except in full, without the written approval of UL LLC