HIGH CHANNEL

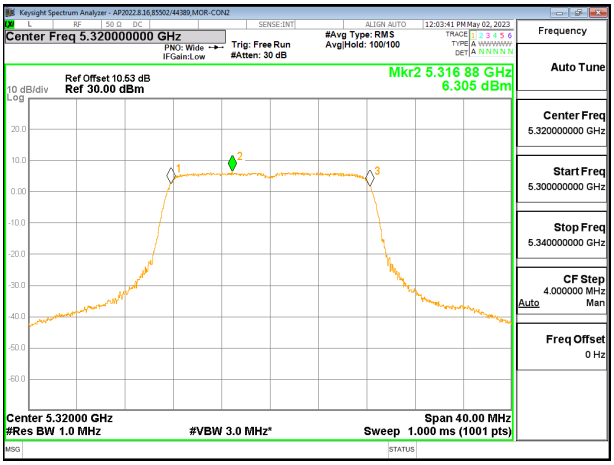

HIGH CHANNEL CHAIN 0

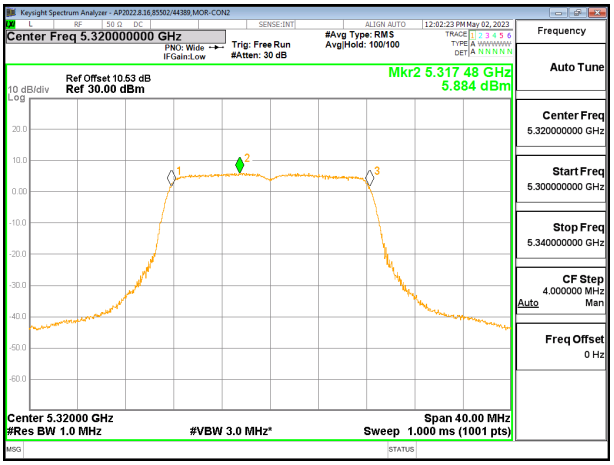

HIGH CHANNEL CHAIN 1

UL LLC
12 Laboratory Drive, Research Triangle Park, NC 27709; USA TEL:(919)549-1400

This report shall not be reproduced except in full, without the written approval of UL LLC

9.3.24. 802.11n HT20 MODE IN THE 5.3 GHz BAND (IC)

2TX CDD MODE (IC)

Test Engineer:	84740/44389, 85502/44389
Test Date:	2023-04-11

Bandwidth, Antenna Gain, and Limits

Channel	Frequency (MHz)	Min 99% BW (MHz)	Directional Gain for Power (dBi)	Power Limit (dBm)
Low	5260	17.5690	-1.09	23.45
Mid	5300	17.5640	-1.09	23.45
High	5320	17.5810	-1.09	23.45

Output Power Results

Channel	Frequency (MHz)	Chain 0 Meas Power (dBm)	Chain 1 Meas Power (dBm)	Total Corr'd Power (dBm)	Power Limit (dBm)	Power Margin (dB)
Low	5260	17.38	16.44	19.95	23.45	-3.50
Mid	5300	16.99	16.39	19.71	23.45	-3.74
High	5320	16.99	16.20	19.62	23.45	-3.83

UL LLC
12 Laboratory Drive, Research Triangle Park, NC 27709; USA TEL:(919)549-1400
This report shall not be reproduced except in full, without the written approval of UL LLC

9.3.25. 802.11n HT40 MODE IN THE 5.3 GHz BAND (IC)

2TX CDD MODE (IC)

Test Engineer:	84740/44389, 85502/44389
Test Date:	2023-04-11

Bandwidth, Antenna Gain, and Limits

Channel	Frequency (MHz)	Min 99% BW (MHz)	Directional Gain for Power (dBi)	Power Limit (dBm)
Low	5270	26.2580	-1.09	24.00
High	5310	36.2360	-1.09	24.00

Output Power Results

Channel	Frequency (MHz)	Chain 0 Meas Power (dBm)	Chain 1 Meas Power (dBm)	Total Corr'd Power (dBm)	Power Limit (dBm)	Power Margin (dB)
Low	5270	17.10	16.51	19.83	24.00	-4.17
High	5310	16.74	16.40	19.58	24.00	-4.42

UL LLC
12 Laboratory Drive, Research Triangle Park, NC 27709; USA TEL:(919)549-1400
This report shall not be reproduced except in full, without the written approval of UL LLC

9.3.26. 802.11ac VHT80 MODE IN THE 5.3 GHz BAND (IC)

2TX CDD MODE (IC)

Test Engineer:	84740/44389, 85502/44389
Test Date:	2023-04-11

Bandwidth, Antenna Gain, and Limits

Channel	Frequency (MHz)	Min 99% BW (MHz)	Directional Gain for Power (dBi)	Power Limit (dBm)
Mid	5290	75.5410	-1.09	24.00

Output Power Results

Channel	Frequency (MHz)	Chain 0 Meas Power (dBm)	Chain 1 Meas Power (dBm)	Total Corr'd Power (dBm)	Power Limit (dBm)	Power Margin (dB)
Mid	5290	16.53	15.34	18.99	24.00	-5.01

UL LLC
12 Laboratory Drive, Research Triangle Park, NC 27709; USA TEL:(919)549-1400
This report shall not be reproduced except in full, without the written approval of UL LLC

9.3.27. 802.11ax HE20 MODE 2TX IN THE 5.3GHz BAND (FCC)

2TX CHAIN 0 + CHAIN 1 CDD OFDMA MODE: 26T

Test Engineer:	85502/44389
Test Date:	2023-04-14

Bandwidth, Antenna Gain, and Limits

Channel	Frequency (MHz)	Min 26 dB BW (MHz)	Directional Gain for Power (dBi)	Directional Gain for PSD (dBi)	Power Limit (dBm)	PSD Limit (dBm/1MHz)
Low (RU0)	5260	20.60	-1.09	1.77	24.00	11.00
Mid (RU4)	5300	18.80	-1.09	1.77	23.74	11.00
High (RU8)	5320	20.36	-1.09	1.77	24.00	11.00

Duty Cycle CF (dB)	0.00	**Included in Calculations of Corr'd PSD**

Output Power Results

Channel	Frequency (MHz)	Chain 0 Meas Power (dBm)	Chain 1 Meas Power (dBm)	Total Corr'd Power (dBm)	Power Limit (dBm)	Power Margin (dB)
Low (RU0)	5260	7.86	7.24	10.57	24.00	-13.43
Mid (RU4)	5300	8.02	7.81	10.93	23.74	-12.82
High (RU8)	5320	8.08	7.45	10.79	24.00	-13.21

PSD Results

Channel	Frequency (MHz)	Chain 0 Meas PSD (dBm/1MHz)	Chain 1 Meas PSD (dBm/1MHz)	Total Corr'd PSD (dBm/1MHz)	PSD Limit (dBm/1MHz)	PSD Margin (dB)
Low (RU0)	5260	5.66	4.82	8.27	11.00	-2.73
Mid (RU4)	5300	4.64	4.24	7.45	11.00	-3.55
High (RU8)	5320	5.26	4.91	8.10	11.00	-2.90

UL LLC
12 Laboratory Drive, Research Triangle Park, NC 27709; USA TEL:(919)549-1400
This report shall not be reproduced except in full, without the written approval of UL LLC

LOW CHANNEL (RU0)

LOW CHANNEL CHAIN 0

LOW CHANNEL CHAIN 1

MID CHANNEL (RU4)

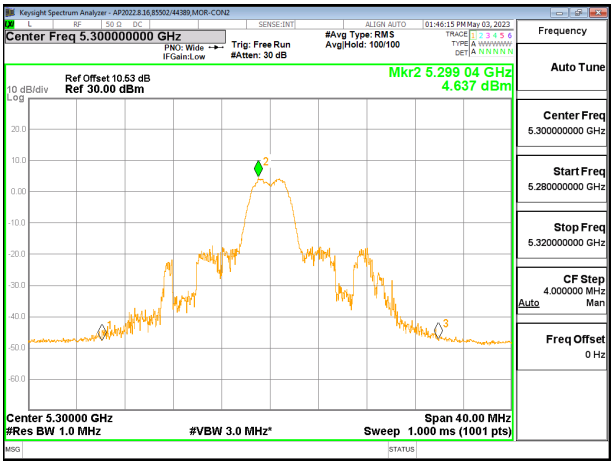

MID CHANNEL CHAIN 0

MID CHANNEL CHAIN 1

UL LLC
12 Laboratory Drive, Research Triangle Park, NC 27709; USA TEL:(919)549-1400

This report shall not be reproduced except in full, without the written approval of UL LLC

HIGH CHANNEL (RU8)

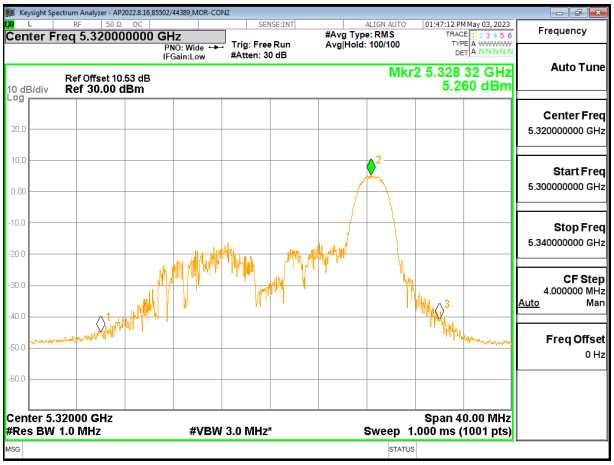

HIGH CHANNEL CHAIN 0

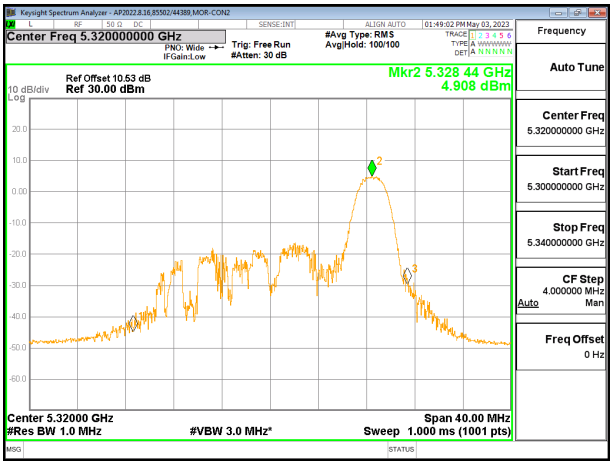

HIGH CHANNEL CHAIN 1

UL LLC
12 Laboratory Drive, Research Triangle Park, NC 27709; USA TEL:(919)549-1400

This report shall not be reproduced except in full, without the written approval of UL LLC

2TX CHAIN 0 + CHAIN 1 CDD OFDMA MODE: 52T

Test Engineer:	85502/44389
Test Date:	2023-04-14

Bandwidth, Antenna Gain, and Limits

Channel	Frequency (MHz)	Min 26 dB BW (MHz)	Directional Gain for Power (dBi)	Directional Gain for PSD (dBi)	Power Limit (dBm)	PSD Limit (dBm/1MHz)
Low (RU37)	5260	20.68	-1.09	1.77	24.00	11.00
Mid (RU38)	5300	19.04	-1.09	1.77	23.80	11.00
High (RU40)	5320	20.40	-1.09	1.77	24.00	11.00

Duty Cycle CF (dB)	0.00	**Included in Calculations of Corr'd PSD**

Output Power Results

Channel	Frequency (MHz)	Chain 0 Meas Power (dBm)	Chain 1 Meas Power (dBm)	Total Corr'd Power (dBm)	Power Limit (dBm)	Power Margin (dB)
Low (RU37)	5260	10.32	10.18	13.26	24.00	-10.74
Mid (RU38)	5300	10.28	10.12	13.21	23.80	-10.59
High (RU40)	5320	10.60	10.20	13.41	24.00	-10.59

PSD Results

Channel	Frequency (MHz)	Chain 0 Meas PSD (dBm/1MHz)	Chain 1 Meas PSD (dBm/1MHz)	Total Corr'd PSD (dBm/1MHz)	PSD Limit (dBm/1MHz)	PSD Margin (dB)
Low (RU37)	5260	5.60	4.70	8.18	11.00	-2.82
Mid (RU38)	5300	5.20	4.02	7.66	11.00	-3.34
High (RU40)	5320	5.49	4.78	8.16	11.00	-2.84

UL LLC
12 Laboratory Drive, Research Triangle Park, NC 27709; USA TEL:(919)549-1400
This report shall not be reproduced except in full, without the written approval of UL LLC

LOW CHANNEL (RU37)

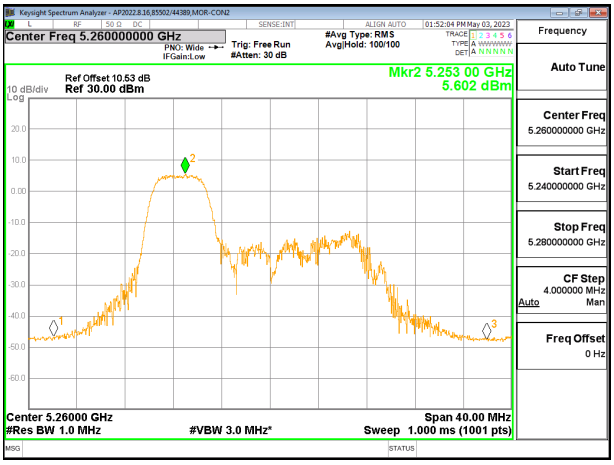

LOW CHANNEL CHAIN 0

LOW CHANNEL CHAIN 1

MID CHANNEL (RU38)

MID CHANNEL CHAIN 0

MID CHANNEL CHAIN 1

This report shall not be reproduced except in full, without the written approval of UL LLC

HIGH CHANNEL (RU40)

HIGH CHANNEL CHAIN 0

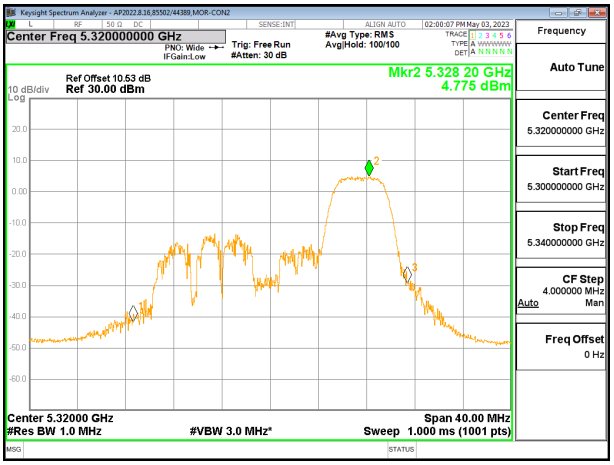

HIGH CHANNEL CHAIN 1

UL LLC
12 Laboratory Drive, Research Triangle Park, NC 27709; USA TEL:(919)549-1400
This report shall not be reproduced except in full, without the written approval of UL LLC

2TX CHAIN 0 + CHAIN 1 CDD OFDMA MODE: 106T

Test Engineer:	85502/44389
Test Date:	2023-04-14

Bandwidth, Antenna Gain, and Limits

Channel	Frequency (MHz)	Min 26 dB BW (MHz)	Directional Gain for Power (dBi)	Directional Gain for PSD (dBi)	Power Limit (dBm)	PSD Limit (dBm/1MHz)
Low (RU53)	5260	22.32	-1.09	1.77	24.00	11.00
Mid (RU53)	5300	22.24	-1.09	1.77	24.00	11.00
High (RU54)	5320	21.68	-1.09	1.77	24.00	11.00

Duty Cycle CF (dB)	0.00	**Included in Calculations of Corr'd PSD**

Output Power Results

Channel	Frequency (MHz)	Chain 0 Meas Power (dBm)	Chain 1 Meas Power (dBm)	Total Corr'd Power (dBm)	Power Limit (dBm)	Power Margin (dB)
Low (RU53)	5260	14.91	14.13	17.55	24.00	-6.45
Mid (RU53)	5300	15.07	14.76	17.93	24.00	-6.07
High (RU54)	5320	15.11	14.53	17.84	24.00	-6.16

PSD Results

Channel	Frequency (MHz)	Chain 0 Meas PSD (dBm/1MHz)	Chain 1 Meas PSD (dBm/1MHz)	Total Corr'd PSD (dBm/1MHz)	PSD Limit (dBm/1MHz)	PSD Margin (dB)
Low (RU53)	5260	7.21	6.15	9.72	11.00	-1.28
Mid (RU53)	5300	6.99	6.60	9.81	11.00	-1.19
High (RU54)	5320	7.04	6.32	9.71	11.00	-1.29

UL LLC
12 Laboratory Drive, Research Triangle Park, NC 27709; USA TEL:(919)549-1400
This report shall not be reproduced except in full, without the written approval of UL LLC

LOW CHANNEL (RU53)

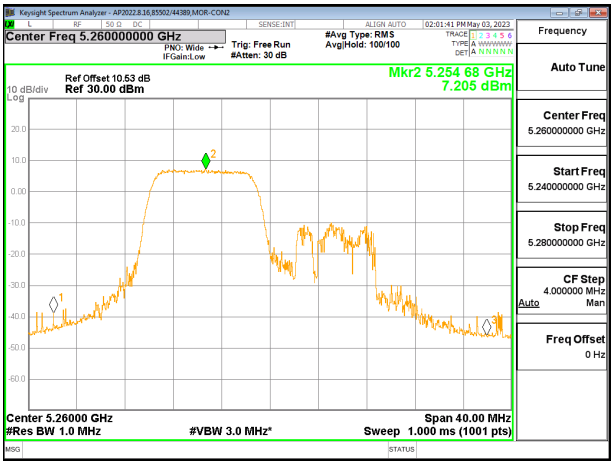

LOW CHANNEL CHAIN 0

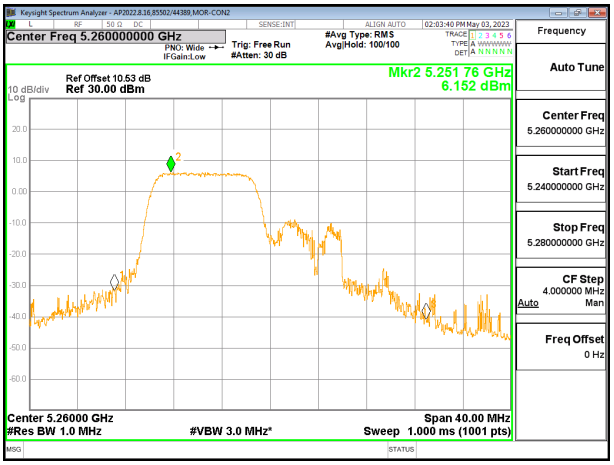

LOW CHANNEL CHAIN 1

MID CHANNEL (RU53)

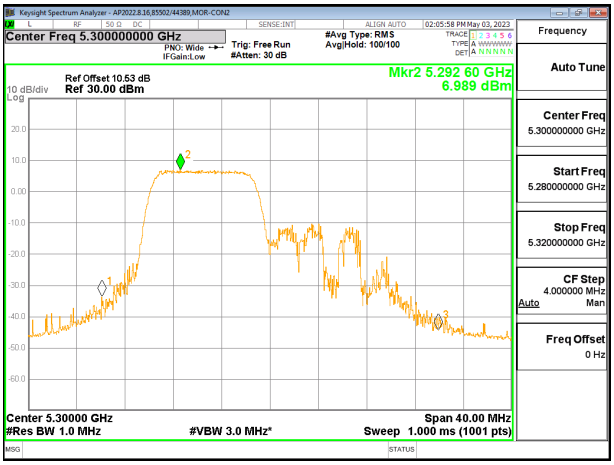

MID CHANNEL CHAIN 0

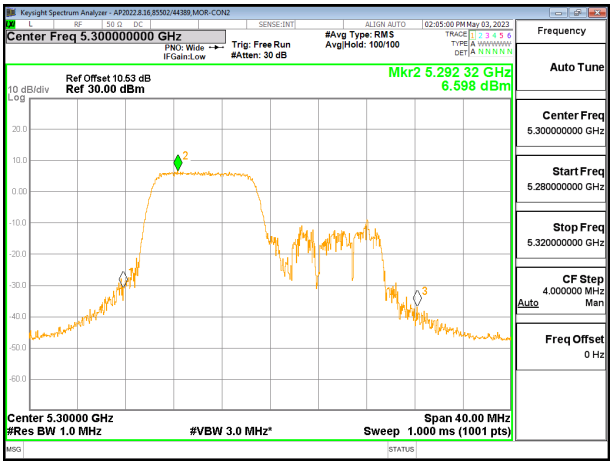

MID CHANNEL CHAIN 1

UL LLC
12 Laboratory Drive, Research Triangle Park, NC 27709; USA TEL:(919)549-1400

This report shall not be reproduced except in full, without the written approval of UL LLC

HIGH CHANNEL (RU54)

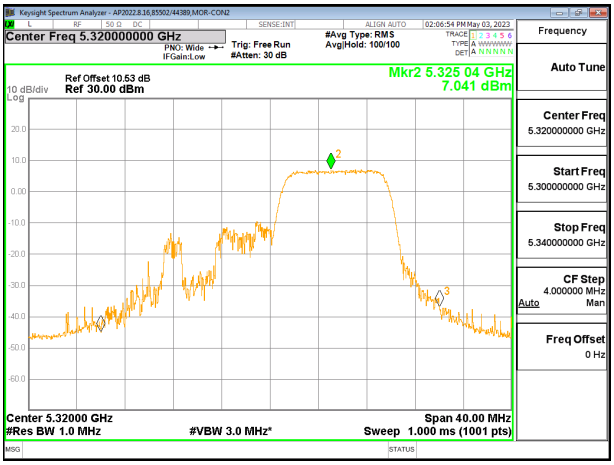

HIGH CHANNEL CHAIN 0

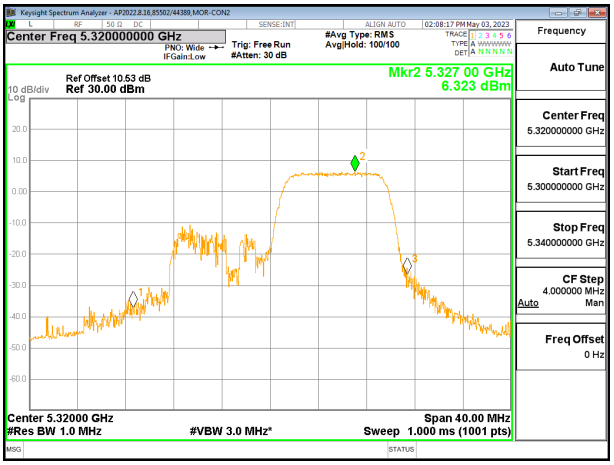

HIGH CHANNEL CHAIN 1

UL LLC
12 Laboratory Drive, Research Triangle Park, NC 27709; USA TEL:(919)549-1400

This report shall not be reproduced except in full, without the written approval of UL LLC

2TX CHAIN 0 + CHAIN 1 CDD OFDMA MODE: 242T

Test Engineer:	85502/44389
Test Date:	2023-04-14

Bandwidth, Antenna Gain, and Limits

Channel	Frequency (MHz)	Min 26 dB BW (MHz)	Directional Gain for Power (dBi)	Directional Gain for PSD (dBi)	Power Limit (dBm)	PSD Limit (dBm/1MHz)
Low (RU61)	5260	26.12	-1.09	1.77	24.00	11.00
Mid (RU61)	5300	24.36	-1.09	1.77	24.00	11.00
High (RU61)	5320	22.76	-1.09	1.77	24.00	11.00

Duty Cycle CF (dB)	0.00	**Included in Calculations of Corr'd PSD**

Output Power Results

Channel	Frequency (MHz)	Chain 0 Meas Power (dBm)	Chain 1 Meas Power (dBm)	Total Corr'd Power (dBm)	Power Limit (dBm)	Power Margin (dB)
Low (RU61)	5260	17.19	16.48	19.86	24.00	-4.14
Mid (RU61)	5300	16.74	16.35	19.56	24.00	-4.44
High (RU61)	5320	16.85	16.34	19.61	24.00	-4.39

PSD Results

Channel	Frequency (MHz)	Chain 0 Meas PSD (dBm/1MHz)	Chain 1 Meas PSD (dBm/1MHz)	Total Corr'd PSD (dBm/1MHz)	PSD Limit (dBm/1MHz)	PSD Margin (dB)
Low (RU61)	5260	5.92	5.09	8.54	11.00	-2.46
Mid (RU61)	5300	5.48	5.01	8.26	11.00	-2.74
High (RU61)	5320	5.23	4.72	7.99	11.00	-3.01

UL LLC
12 Laboratory Drive, Research Triangle Park, NC 27709; USA TEL:(919)549-1400
This report shall not be reproduced except in full, without the written approval of UL LLC

LOW CHANNEL (RU61)

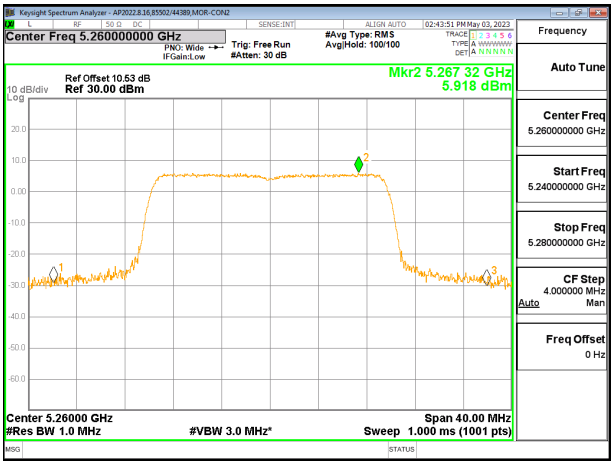

LOW CHANNEL CHAIN 0

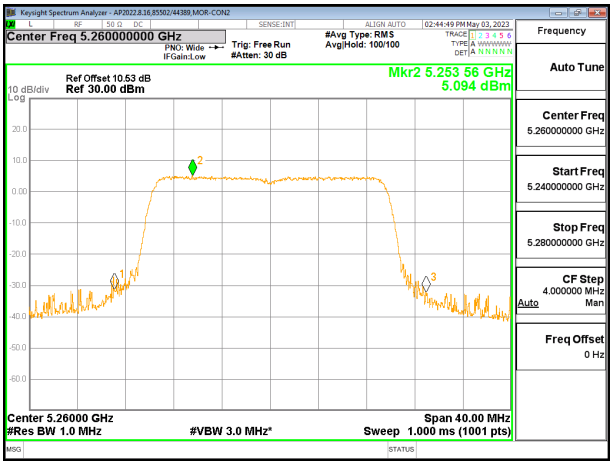

LOW CHANNEL CHAIN 1

MID CHANNEL (RU61)

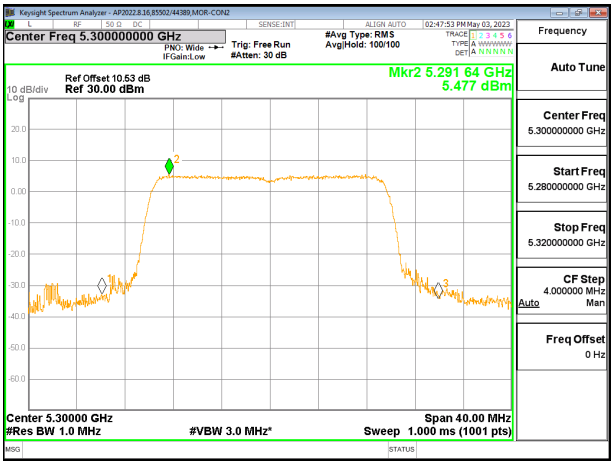

MID CHANNEL CHAIN 0

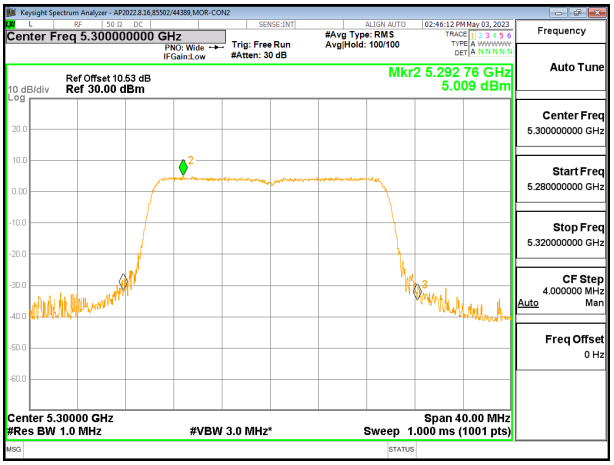

MID CHANNEL CHAIN 1

UL LLC
12 Laboratory Drive, Research Triangle Park, NC 27709; USA TEL:(919)549-1400

This report shall not be reproduced except in full, without the written approval of UL LLC

HIGH CHANNEL (RU61)

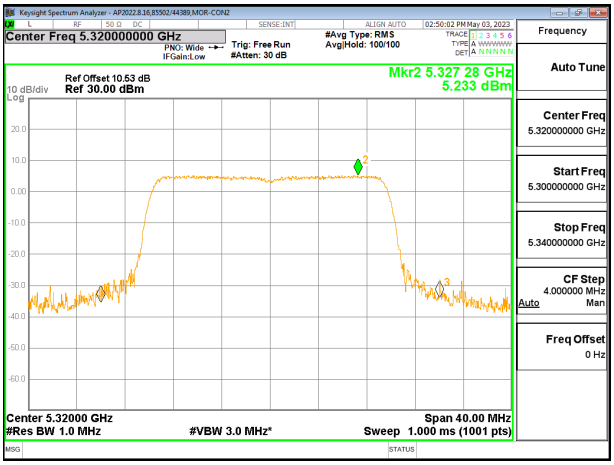

HIGH CHANNEL CHAIN 0

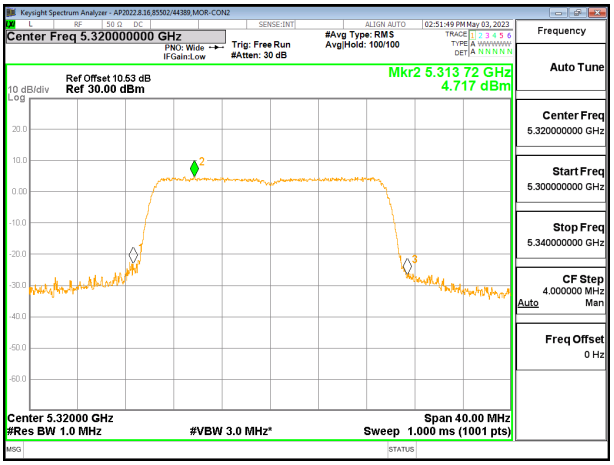

HIGH CHANNEL CHAIN 1

UL LLC
12 Laboratory Drive, Research Triangle Park, NC 27709; USA TEL:(919)549-1400

This report shall not be reproduced except in full, without the written approval of UL LLC

9.3.28. 802.11ax HE40 MODE 2TX IN THE 5.3GHz BAND (FCC)

2TX CHAIN 0 + CHAIN 1 CDD OFDMA MODE: 484T

Test Engineer:	85502/44389
Test Date:	2023-04-11

Bandwidth, Antenna Gain, and Limits

Channel	Frequency (MHz)	Min 26 dB BW (MHz)	Directional Gain for Power (dBi)	Power Limit (dBm)
Low (RU65)	5270	46.56	-1.09	24.00
High (RU65)	5310	46.24	-1.09	24.00

Output Power Results

Channel	Frequency (MHz)	Chain 0 Meas Power (dBm)	Chain 1 Meas Power (dBm)	Total Corr'd Power (dBm)	Power Limit (dBm)	Power Margin (dB)
Low (RU65)	5270	17.17	16.47	19.84	24.00	-4.16
High (RU65)	5310	16.81	16.36	19.60	24.00	-4.40

UL LLC
12 Laboratory Drive, Research Triangle Park, NC 27709; USA TEL:(919)549-1400
This report shall not be reproduced except in full, without the written approval of UL LLC

9.3.29. 802.11ax HE80 MODE 2TX IN THE 5.3GHz BAND (FCC)

2TX CHAIN 0 + CHAIN 1 CDD OFDMA MODE: 996T

Test Engineer:	85502/44389
Test Date:	2023-04-11

Bandwidth, Antenna Gain, and Limits

Channel	Frequency (MHz)	Min 26 dB BW (MHz)	Directional Gain for Power (dBi)	Power Limit (dBm)
Mid (RU67)	5290	91.36	-1.07	24.00

Output Power Results

Channel	Frequency (MHz)	Chain 0 Meas Power (dBm)	Chain 1 Meas Power (dBm)	Total Corr'd Power (dBm)	Power Limit (dBm)	Power Margin (dB)
Mid (RU67)	5290	16.21	15.27	18.78	24.00	-5.22

UL LLC
12 Laboratory Drive, Research Triangle Park, NC 27709; USA TEL:(919)549-1400
This report shall not be reproduced except in full, without the written approval of UL LLC

9.3.30. 802.11ax HE20 MODE 2TX IN THE 5.3GHz BAND (IC)

2TX CHAIN 0 + CHAIN 1 CDD OFDMA MODE: 26T

Test Engineer:	85502/44389
Test Date:	2023-04-14

Bandwidth, Antenna Gain, and Limits

Channel	Frequency (MHz)	Min 99% BW (MHz)	Directional Gain for Power (dBi)	Directional Gain for PSD (dBi)	Power Limit (dBm)	PSD Limit (dBm/1MHz)
Low (RU0)	5260	2.8159	-1.09	1.77	15.50	11.00
Mid (RU4)	5300	2.6385	-1.09	1.77	15.21	11.00
High (RU8)	5320	2.8721	-1.09	1.77	15.58	11.00

Duty Cycle CF (dB)	0.00	**Included in Calculations of Corr'd PSD**

Output Power Results

Channel	Frequency (MHz)	Chain 0 Meas Power (dBm)	Chain 1 Meas Power (dBm)	Total Corr'd Power (dBm)	Power Limit (dBm)	Power Margin (dB)
Low (RU0)	5260	7.86	7.24	10.57	15.50	-4.92
Mid (RU4)	5300	8.02	7.81	10.93	15.21	-4.29
High (RU8)	5320	8.08	7.45	10.79	15.58	-4.80

PSD Results

Channel	Frequency (MHz)	Chain 0 Meas PSD (dBm/1MHz)	Chain 1 Meas PSD (dBm/1MHz)	Total Corr'd PSD (dBm/1MHz)	PSD Limit (dBm/1MHz)	PSD Margin (dB)
Low (RU0)	5260	5.99	5.12	8.59	11.00	-2.41
Mid (RU4)	5300	4.56	4.05	7.32	11.00	-3.68
High (RU8)	5320	5.53	4.84	8.21	11.00	-2.79

UL LLC
12 Laboratory Drive, Research Triangle Park, NC 27709; USA TEL:(919)549-1400
This report shall not be reproduced except in full, without the written approval of UL LLC

LOW CHANNEL (RU0)

LOW CHANNEL CHAIN 0

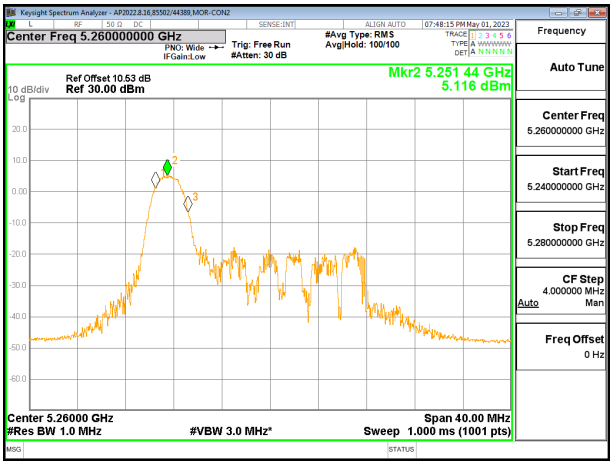

LOW CHANNEL CHAIN 1

MID CHANNEL (RU4)

MID CHANNEL CHAIN 0

MID CHANNEL CHAIN 1

UL LLC
12 Laboratory Drive, Research Triangle Park, NC 27709; USA TEL:(919)549-1400

This report shall not be reproduced except in full, without the written approval of UL LLC

HIGH CHANNEL (RU8)

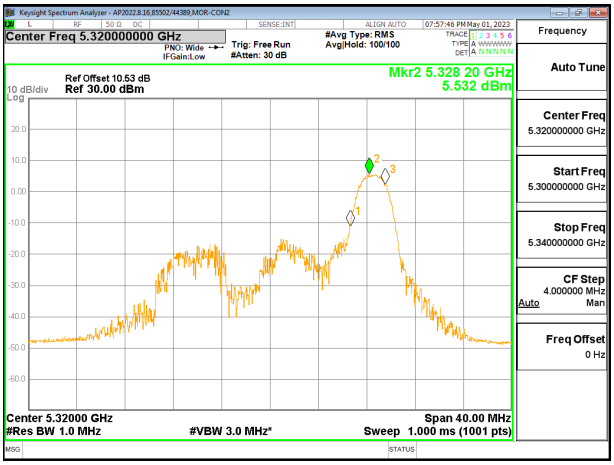

HIGH CHANNEL CHAIN 0

HIGH CHANNEL CHAIN 1

UL LLC
12 Laboratory Drive, Research Triangle Park, NC 27709; USA TEL:(919)549-1400

This report shall not be reproduced except in full, without the written approval of UL LLC

2TX CHAIN 0 + CHAIN 1 CDD OFDMA MODE: 52T

Test Engineer:	85502/44389
Test Date:	2023-04-14

Bandwidth, Antenna Gain, and Limits

Channel	Frequency (MHz)	Min 99% BW (MHz)	Directional Gain for Power (dBi)	Directional Gain for PSD (dBi)	Power Limit (dBm)	PSD Limit (dBm/1MHz)
Low (RU37)	5260	4.0960	-1.09	1.77	17.12	11.00
Mid (RU38)	5300	4.1016	-1.09	1.77	17.13	11.00
High (RU40)	5320	4.1249	-1.09	1.77	17.15	11.00

Duty Cycle CF (dB)	0.00	**Included in Calculations of Corr'd PSD**

Output Power Results

Channel	Frequency (MHz)	Chain 0 Meas Power (dBm)	Chain 1 Meas Power (dBm)	Total Corr'd Power (dBm)	Power Limit (dBm)	Power Margin (dB)
Low (RU37)	5260	10.32	10.18	13.26	17.12	-3.86
Mid (RU38)	5300	10.28	10.12	13.21	17.13	-3.92
High (RU40)	5320	10.60	10.20	13.41	17.15	-3.74

PSD Results

Channel	Frequency (MHz)	Chain 0 Meas PSD (dBm/1MHz)	Chain 1 Meas PSD (dBm/1MHz)	Total Corr'd PSD (dBm/1MHz)	PSD Limit (dBm/1MHz)	PSD Margin (dB)
Low (RU37)	5260	5.46	5.39	8.43	11.00	-2.57
Mid (RU38)	5300	5.16	4.71	7.95	11.00	-3.05
High (RU40)	5320	5.64	4.80	8.25	11.00	-2.75

UL LLC
12 Laboratory Drive, Research Triangle Park, NC 27709; USA TEL:(919)549-1400
This report shall not be reproduced except in full, without the written approval of UL LLC

LOW CHANNEL (RU37)

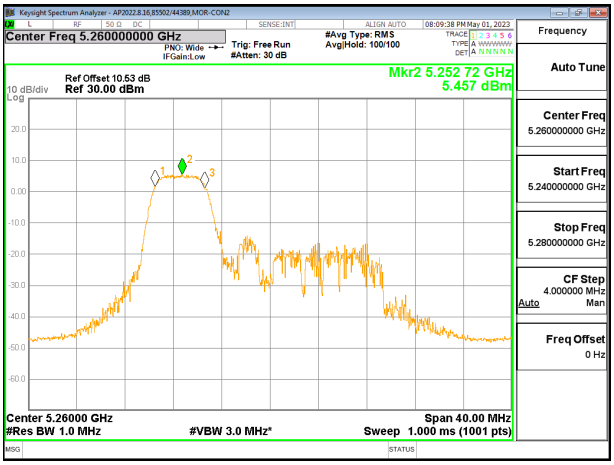

LOW CHANNEL CHAIN 0

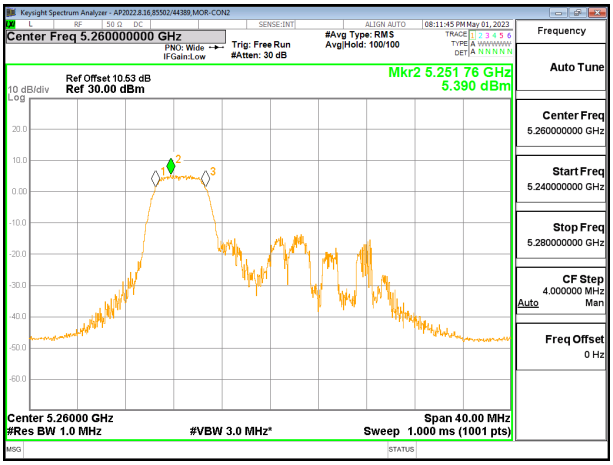

LOW CHANNEL CHAIN 1

MID CHANNEL (RU38)

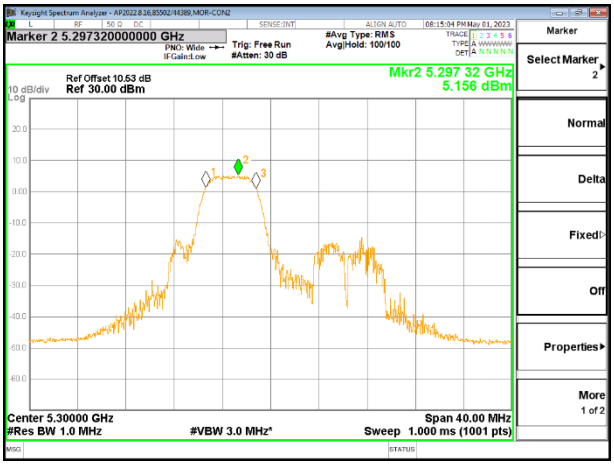

MID CHANNEL CHAIN 0

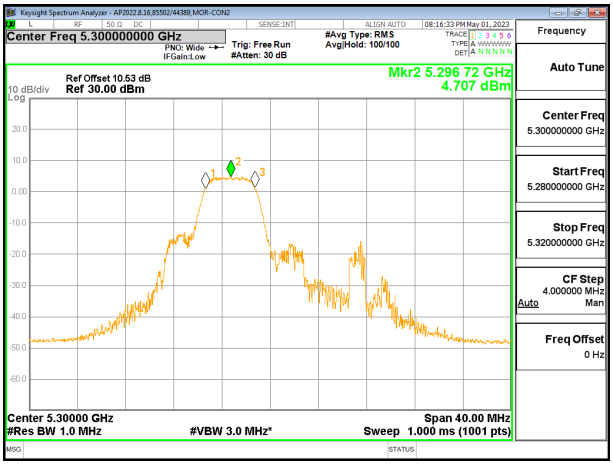

MID CHANNEL CHAIN 1

UL LLC
12 Laboratory Drive, Research Triangle Park, NC 27709; USA TEL:(919)549-1400
This report shall not be reproduced except in full, without the written approval of UL LLC

HIGH CHANNEL (RU40)

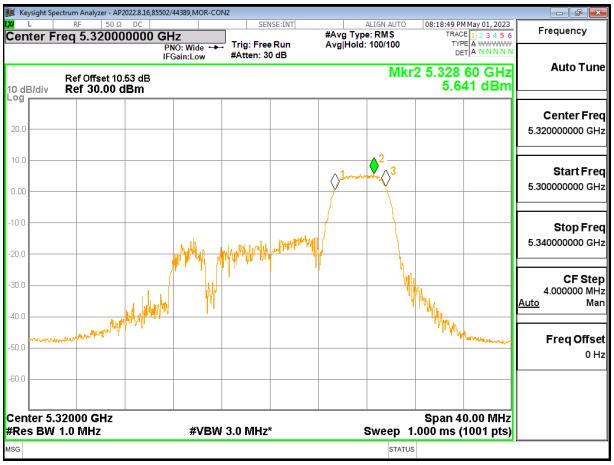

HIGH CHANNEL CHAIN 0

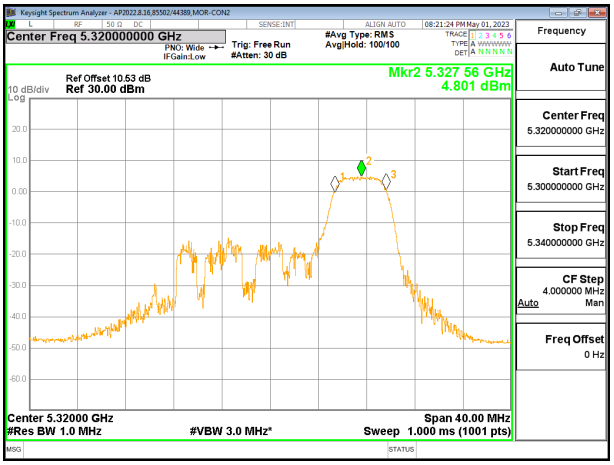

HIGH CHANNEL CHAIN 1

UL LLC
12 Laboratory Drive, Research Triangle Park, NC 27709; USA TEL:(919)549-1400
This report shall not be reproduced except in full, without the written approval of UL LLC

2TX CHAIN 0 + CHAIN 1 CDD OFDMA MODE: 106T

Test Engineer:	85502/44389
Test Date:	2023-04-14

Bandwidth, Antenna Gain, and Limits

Channel	Frequency (MHz)	Min 99% BW (MHz)	Directional Gain for Power (dBi)	Directional Gain for PSD (dBi)	Power Limit (dBm)	PSD Limit (dBm/1MHz)
Low (RU53)	5260	8.2761	-1.09	1.77	20.18	11.00
Mid (RU53)	5300	8.2933	-1.09	1.77	20.19	11.00
High (RU54)	5320	8.2964	-1.09	1.77	20.19	11.00

Duty Cycle CF (dB)	0.00	**Included in Calculations of Corr'd PSD**

Output Power Results

Channel	Frequency (MHz)	Chain 0 Meas Power (dBm)	Chain 1 Meas Power (dBm)	Total Corr'd Power (dBm)	Power Limit (dBm)	Power Margin (dB)
Low (RU53)	5260	14.91	14.13	17.55	20.18	-2.63
Mid (RU53)	5300	15.07	14.76	17.93	20.19	-2.26
High (RU54)	5320	15.11	14.53	17.84	20.19	-2.35

PSD Results

Channel	Frequency (MHz)	Chain 0 Meas PSD (dBm/1MHz)	Chain 1 Meas PSD (dBm/1MHz)	Total Corr'd PSD (dBm/1MHz)	PSD Limit (dBm/1MHz)	PSD Margin (dB)
Low (RU53)	5260	6.02	6.60	9.33	11.00	-1.67
Mid (RU53)	5300	7.00	5.88	9.48	11.00	-1.52
High (RU54)	5320	7.06	6.10	9.62	11.00	-1.38

UL LLC
12 Laboratory Drive, Research Triangle Park, NC 27709; USA TEL:(919)549-1400
This report shall not be reproduced except in full, without the written approval of UL LLC

LOW CHANNEL (RU 53)

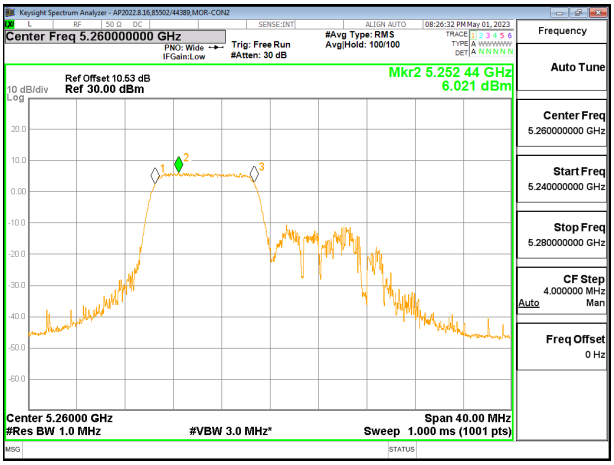

LOW CHANNEL CHAIN 0

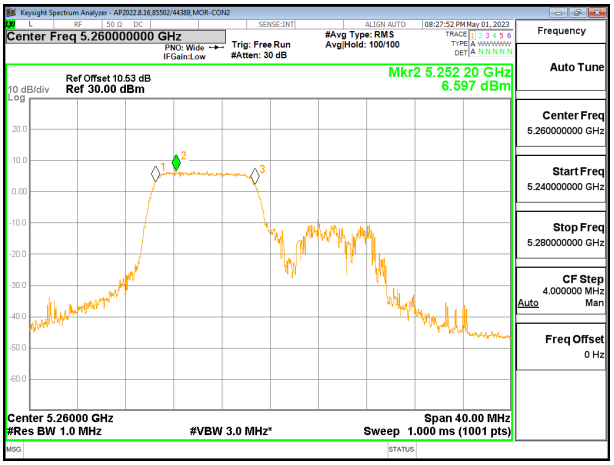

LOW CHANNEL CHAIN 1

MID CHANNEL (RU 53)

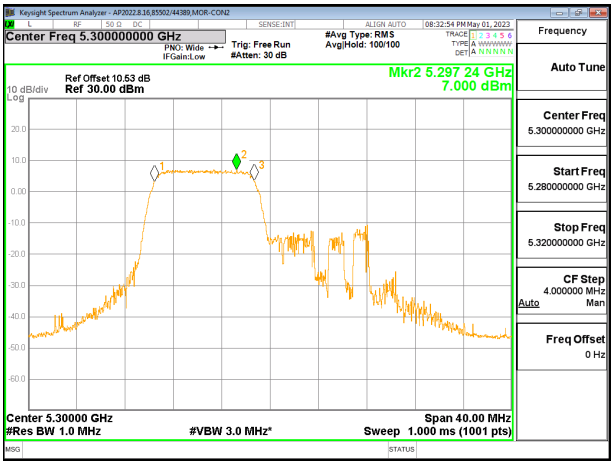

MID CHANNEL CHAIN 0

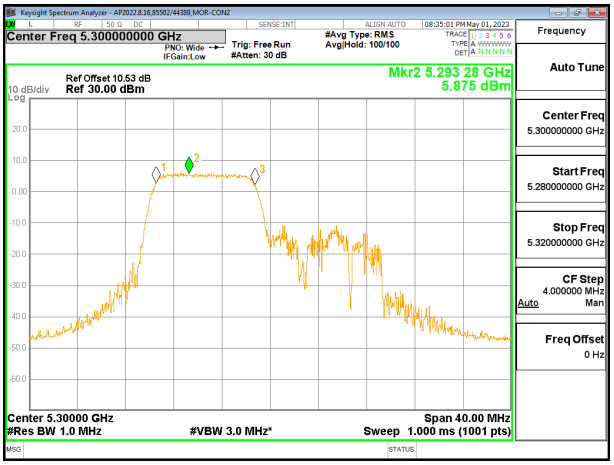

MID CHANNEL CHAIN 1

UL LLC
12 Laboratory Drive, Research Triangle Park, NC 27709; USA TEL:(919)549-1400

This report shall not be reproduced except in full, without the written approval of UL LLC

HIGH CHANNEL (RU 54)

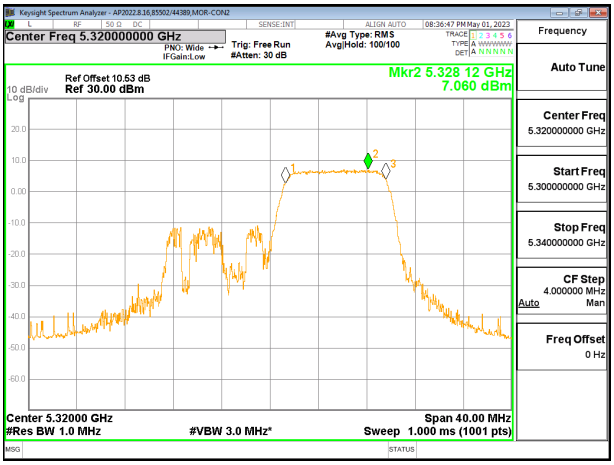

HIGH CHANNEL CHAIN 0

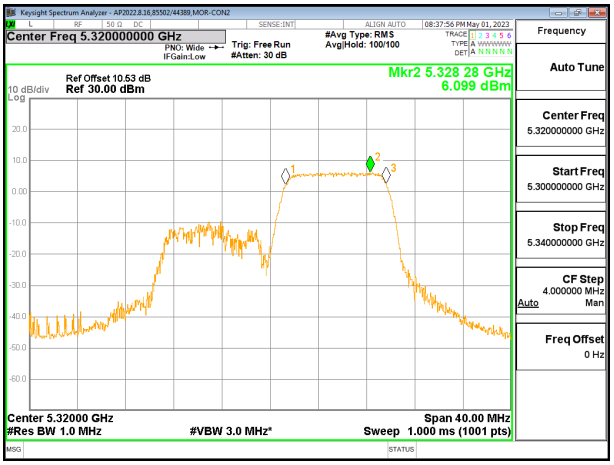

HIGH CHANNEL CHAIN 1

UL LLC
12 Laboratory Drive, Research Triangle Park, NC 27709; USA TEL:(919)549-1400
This report shall not be reproduced except in full, without the written approval of UL LLC

2TX CHAIN 0 + CHAIN 1 CDD OFDMA MODE: 242T

Test Engineer:	85502/44389
Test Date:	2023-04-14

Bandwidth, Antenna Gain, and Limits

Channel	Frequency (MHz)	Min 99% BW (MHz)	Directional Gain for Power (dBi)	Directional Gain for PSD (dBi)	Power Limit (dBm)	PSD Limit (dBm/1MHz)
Low (RU61)	5260	19.0960	-1.09	1.77	23.81	11.00
Mid (RU61)	5300	19.0180	-1.09	1.77	23.79	11.00
High (RU61)	5320	19.1380	-1.09	1.77	23.82	11.00

Duty Cycle CF (dB)	0.00	**Included in Calculations of Corr'd PSD**

Output Power Results

Channel	Frequency (MHz)	Chain 0 Meas Power (dBm)	Chain 1 Meas Power (dBm)	Total Corr'd Power (dBm)	Power Limit (dBm)	Power Margin (dB)
Low (RU61)	5260	17.19	16.48	19.86	23.81	-3.95
Mid (RU61)	5300	16.74	16.35	19.56	23.79	-4.23
High (RU61)	5320	16.85	16.34	19.61	23.82	-4.21

PSD Results

Channel	Frequency (MHz)	Chain 0 Meas PSD (dBm/1MHz)	Chain 1 Meas PSD (dBm/1MHz)	Total Corr'd PSD (dBm/1MHz)	PSD Limit (dBm/1MHz)	PSD Margin (dB)
Low (RU61)	5260	5.90	5.32	8.63	11.00	-2.37
Mid (RU61)	5300	5.40	5.07	8.24	11.00	-2.76
High (RU61)	5320	5.35	4.88	8.13	11.00	-2.87

UL LLC
12 Laboratory Drive, Research Triangle Park, NC 27709; USA TEL:(919)549-1400
This report shall not be reproduced except in full, without the written approval of UL LLC

LOW CHANNEL (RU 61)

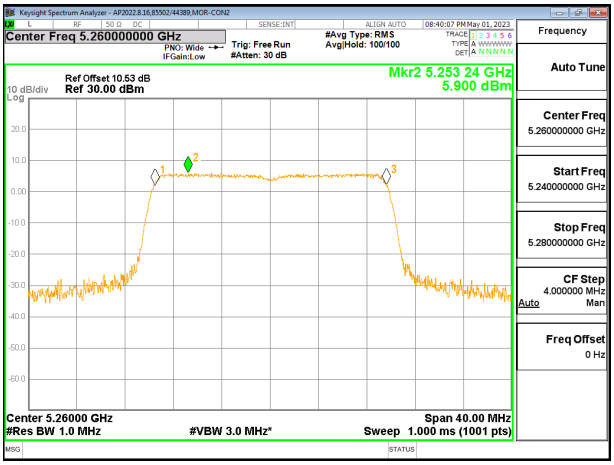

LOW CHANNEL CHAIN 0

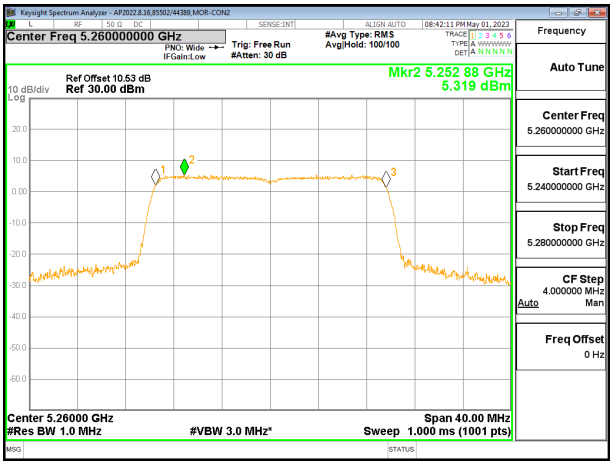

LOW CHANNEL CHAIN 1

MID CHANNEL (RU 61)

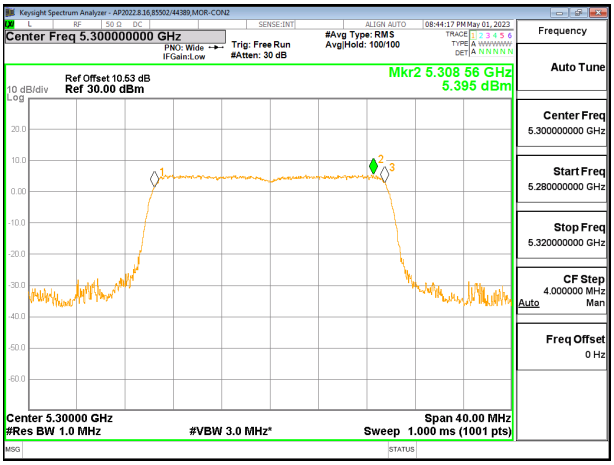

MID CHANNEL CHAIN 0

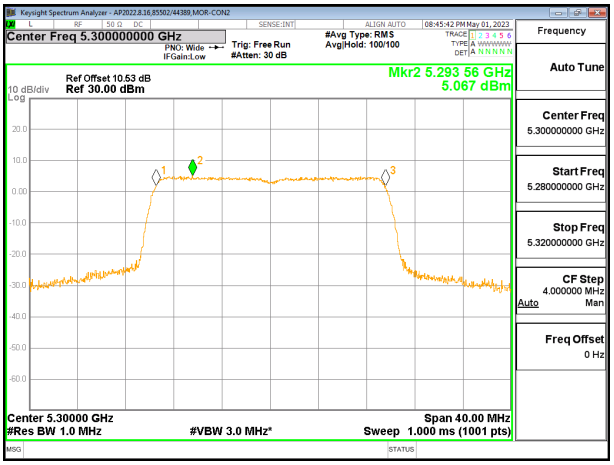

MID CHANNEL CHAIN 1

UL LLC
12 Laboratory Drive, Research Triangle Park, NC 27709; USA TEL:(919)549-1400

This report shall not be reproduced except in full, without the written approval of UL LLC

HIGH CHANNEL (RU 61)

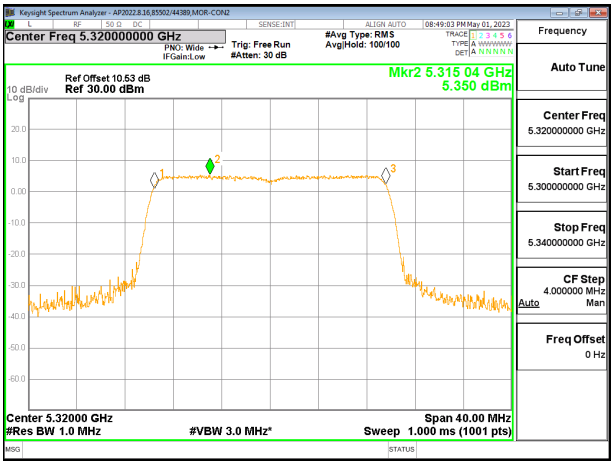

HIGH CHANNEL CHAIN 0

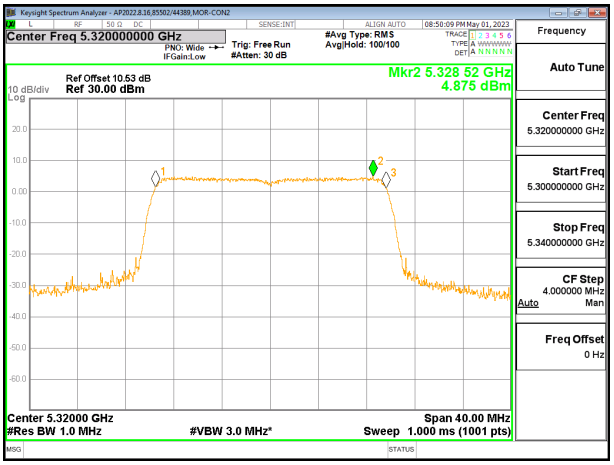

HIGH CHANNEL CHAIN 1

UL LLC
12 Laboratory Drive, Research Triangle Park, NC 27709; USA TEL:(919)549-1400

This report shall not be reproduced except in full, without the written approval of UL LLC

9.3.31. 802.11ax HE40 MODE 2TX IN THE 5.3GHz BAND (IC)

2TX CHAIN 0 + CHAIN 1 CDD OFDMA MODE: 484T

Test Engineer:	85502/44389
Test Date:	2023-04-11

Bandwidth, Antenna Gain, and Limits

Channel	Frequency (MHz)	Min 99% BW (MHz)	Directional Gain for Power (dBi)	Power Limit (dBm)
Low (RU65)	5270	38.0180	-1.07	24.00
High (RU65)	5310	38.0990	-1.07	24.00

Output Power Results

Channel	Frequency (MHz)	Chain 0 Meas Power (dBm)	Chain 1 Meas Power (dBm)	Total Corr'd Power (dBm)	Power Limit (dBm)	Power Margin (dB)
Low (RU65)	5270	17.17	16.47	19.84	24.00	-4.16
High (RU65)	5310	16.81	16.36	19.60	24.00	-4.40

UL LLC
12 Laboratory Drive, Research Triangle Park, NC 27709; USA TEL:(919)549-1400
This report shall not be reproduced except in full, without the written approval of UL LLC

9.3.32. 802.11ax HE80 MODE 2TX IN THE 5.3GHz BAND (IC)

2TX CHAIN 0 + CHAIN 1 CDD OFDMA MODE: 996T

Test Engineer:	85502/44389
Test Date:	2023-04-11

Bandwidth, Antenna Gain, and Limits

Channel	Frequency (MHz)	Min 99% BW (MHz)	Directional Gain for Power (dBi)	Power Limit (dBm)
Mid (RU67)	5290	77.7600	-1.07	24.00

Output Power Results

Channel	Frequency (MHz)	Chain 0 Meas Power (dBm)	Chain 1 Meas Power (dBm)	Total Corr'd Power (dBm)	Power Limit (dBm)	Power Margin (dB)
Mid (RU67)	5290	16.21	15.27	18.78	24.00	-5.22

UL LLC
12 Laboratory Drive, Research Triangle Park, NC 27709; USA TEL:(919)549-1400
This report shall not be reproduced except in full, without the written approval of UL LLC

9.3.33. 802.11a MODE IN THE 5.6 GHz BAND (FCC)

2TX CHAIN 0 + CHAIN 1 CDD MODE

Test Engineer:	84740/44389, 85502/44389
Test Date:	2023-04-11

Bandwidth, Antenna Gain, and Limits

Channel	Frequency (MHz)	Min 26 dB BW (MHz)	Directional Gain for Power (dBi)	Directional Gain for PSD (dBi)	Power Limit (dBm)	PSD Limit (dBm/ 1MHz)
Low	5500	19.60	-1.13	1.76	23.92	11.00
Mid	5580	19.60	-1.13	1.76	23.92	11.00
High	5700	19.60	-1.13	1.76	23.92	11.00
144	5720	14.84	-1.13	1.76	22.71	11.00

Duty Cycle CF (dB)	0.57	**Included in Calculations of Corr'd PSD**

Output Power Results

Channel	Frequency (MHz)	Chain 0 Meas Power (dBm)	Chain 1 Meas Power (dBm)	Total Corr'd Power (dBm)	Power Limit (dBm)	Power Margin (dB)
Low	5500	16.57	16.93	19.76	23.92	-4.16
Mid	5580	16.61	16.70	19.67	23.92	-4.26
High	5700	16.92	16.70	19.82	23.92	-4.10
144	5720	16.78	16.72	19.76	22.71	-2.95

PSD Results

Channel	Frequency (MHz)	Chain 0 Meas PSD (dBm/ 1MHz)	Chain 1 Meas PSD (dBm/ 1MHz)	Total Corr'd PSD (dBm/ 1MHz)	PSD Limit (dBm/ 1MHz)	PSD Margin (dB)
Low	5500	6.15	6.64	9.98	11.00	-1.02
Mid	5580	5.84	6.48	9.75	11.00	-1.25
High	5700	6.22	5.98	9.69	11.00	-1.31
144	5720	6.04	6.12	9.66	11.00	-1.34

UL LLC
12 Laboratory Drive, Research Triangle Park, NC 27709; USA TEL:(919)549-1400
This report shall not be reproduced except in full, without the written approval of UL LLC

LOW CHANNEL

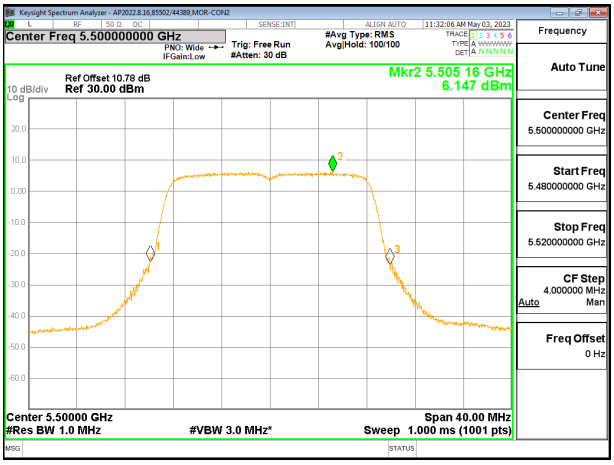

LOW CHANNEL CHAIN 0

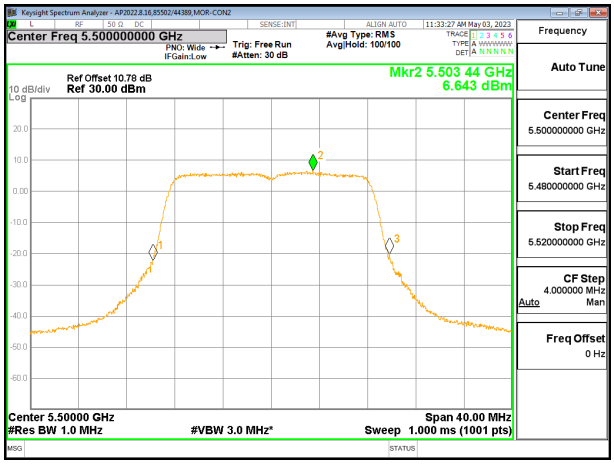

LOW CHANNEL CHAIN 1

MID CHANNEL

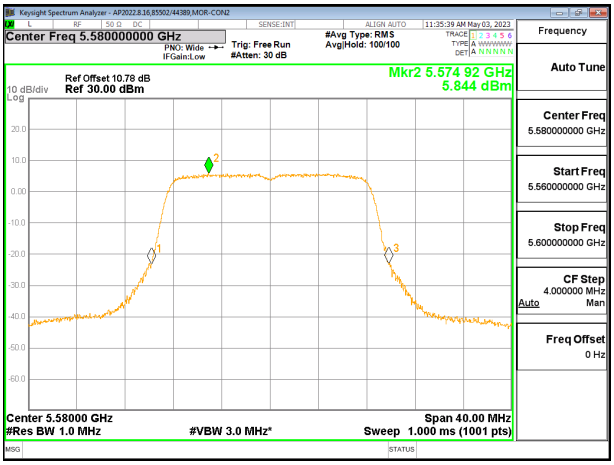

MID CHANNEL CHAIN 0

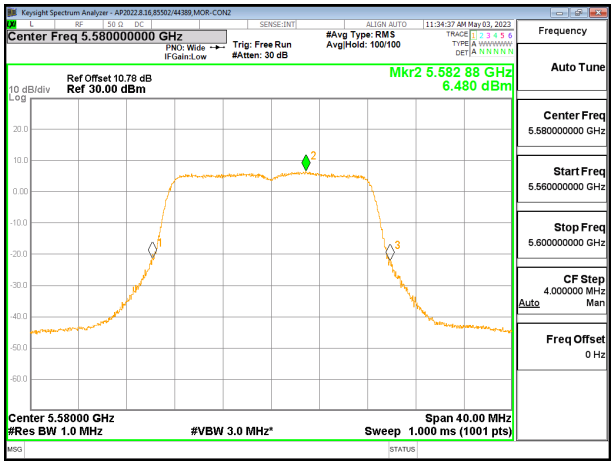

MID CHANNEL CHAIN 1

UL LLC
12 Laboratory Drive, Research Triangle Park, NC 27709; USA TEL:(919)549-1400
This report shall not be reproduced except in full, without the written approval of UL LLC

HIGH CHANNEL

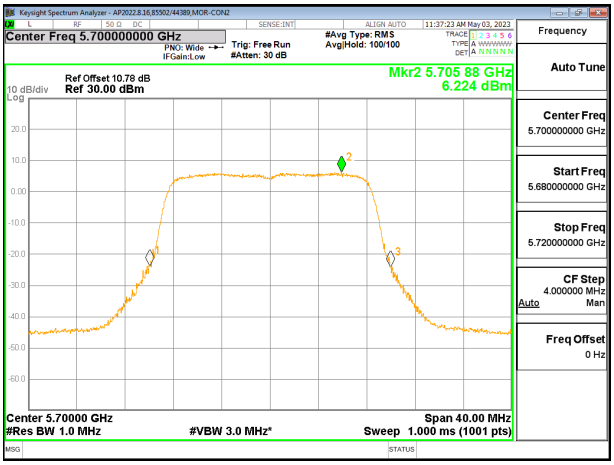

HIGH CHANNEL CHAIN 0

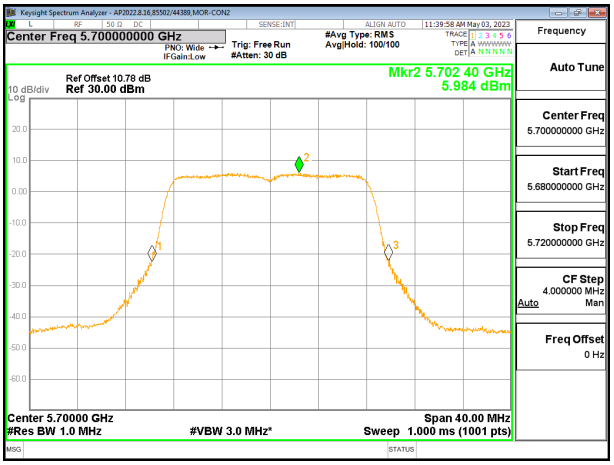

HIGH CHANNEL CHAIN 1

CHANNEL 144

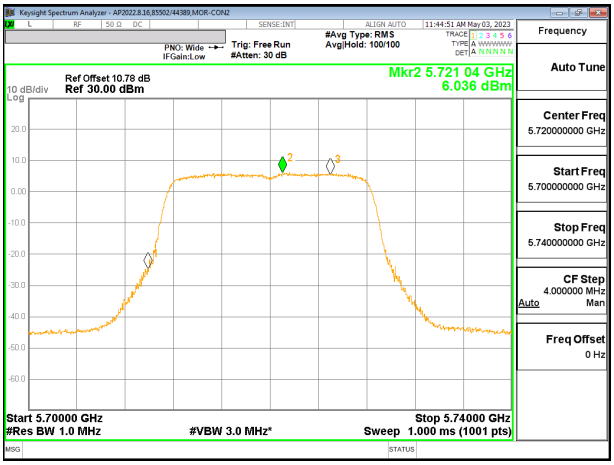

CHANNEL 144 CHAIN 0

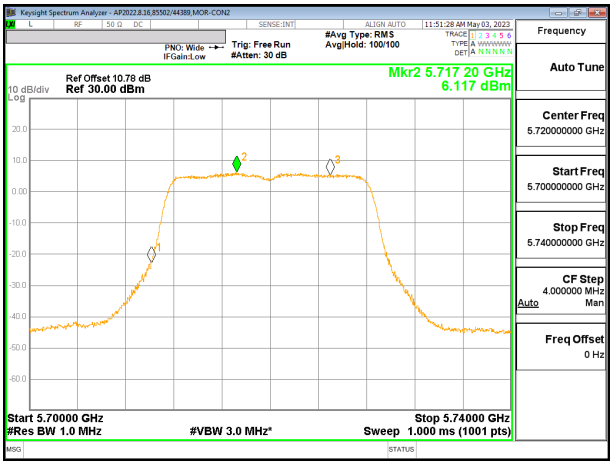

CHANNEL 144 CHAIN 1

UL LLC
12 Laboratory Drive, Research Triangle Park, NC 27709; USA TEL:(919)549-1400

This report shall not be reproduced except in full, without the written approval of UL LLC

9.3.34. 802.11n HT20 MODE IN THE 5.6 GHz BAND (FCC)

2TX CHAIN 0 + CHAIN 1 CDD MODE

Test Engineer:	84740/44389, 85502/44389
Test Date:	2023-04-11

Bandwidth, Antenna Gain, and Limits

Channel	Frequency (MHz)	Min 26 dB BW (MHz)	Directional Gain for Power (dBi)	Power Limit (dBm)
Low	5500	20.80	-1.13	24.00
Mid	5580	20.72	-1.13	24.00
High	5700	20.68	-1.13	24.00
144	5720	15.48	-1.13	22.90

Output Power Results

Channel	Frequency (MHz)	Chain 0 Meas Power (dBm)	Chain 1 Meas Power (dBm)	Total Corr'd Power (dBm)	Power Limit (dBm)	Power Margin (dB)
Low	5500	16.66	16.79	19.74	24.00	-4.26
Mid	5580	16.56	16.61	19.60	24.00	-4.40
High	5700	16.92	16.67	19.81	24.00	-4.19
144	5720	16.76	16.58	19.68	22.90	-3.22

UL LLC
12 Laboratory Drive, Research Triangle Park, NC 27709; USA TEL:(919)549-1400
This report shall not be reproduced except in full, without the written approval of UL LLC

9.3.35. 802.11n HT40 MODE IN THE 5.6 GHz BAND (FCC)

2TX CHAIN 0 + CHAIN 1 CDD MODE

Test Engineer:	84740/44389, 85502/44389
Test Date:	2023-04-11

Bandwidth, Antenna Gain, and Limits

Channel	Frequency (MHz)	Min 26 dB BW (MHz)	Directional Gain for Power (dBi)	Power Limit (dBm)
Low	5510	40.64	-1.13	24.00
Mid	5550	40.72	-1.13	24.00
High	5670	40.48	-1.13	24.00
142	5710	35.40	-1.13	24.00

Output Power Results

Channel	Frequency (MHz)	Chain 0 Meas Power (dBm)	Chain 1 Meas Power (dBm)	Total Corr'd Power (dBm)	Power Limit (dBm)	Power Margin (dB)
Low	5510	16.95	16.90	19.94	24.00	-4.06
Mid	5550	16.64	16.85	19.76	24.00	-4.24
High	5670	16.28	17.15	19.75	24.00	-4.25
142	5710	16.86	16.57	19.73	24.00	-4.27

UL LLC
12 Laboratory Drive, Research Triangle Park, NC 27709; USA TEL:(919)549-1400
This report shall not be reproduced except in full, without the written approval of UL LLC

9.3.36. 802.11ac VHT80 MODE IN THE 5.6 GHz BAND (FCC)

2TX CHAIN 0 + CHAIN 1 CDD MODE

Test Engineer:	84740/44389, 85502/44389
Test Date:	2023-04-11

Bandwidth, Antenna Gain, and Limits

Channel	Frequency (MHz)	Min 26 dB BW (MHz)	Directional Gain for Power (dBi)	Power Limit (dBm)
Low	5530	84.32	-1.13	24.00
High	5610	83.84	-1.13	24.00
138	5690	77.08	-1.13	24.00

Output Power Results

Channel	Frequency (MHz)	Chain 0 Meas Power (dBm)	Chain 1 Meas Power (dBm)	Total Corr'd Power (dBm)	Power Limit (dBm)	Power Margin (dB)
Low	5530	15.71	15.52	18.63	24.00	-5.37
High	5610	15.71	15.82	18.78	24.00	-5.22
138	5690	16.02	15.85	18.95	24.00	-5.05

UL LLC
12 Laboratory Drive, Research Triangle Park, NC 27709; USA TEL:(919)549-1400
This report shall not be reproduced except in full, without the written approval of UL LLC

9.3.37. 802.11ac VHT160 MODE IN THE 5.6 GHz BAND (FCC)

2TX CHAIN 0 + CHAIN 1 CDD MODE

Test Engineer:	84740/44389, 85502/44389
Test Date:	2023-04-11

Antenna Gain and Limits

Channel	Frequency (MHz)	Directional Gain for Power (dBi)	Power Limit (dBm)
Mid	5570	-1.09	24.00

Output Power Results

Channel	Frequency (MHz)	Chain 0 Meas Power (dBm)	Chain 1 Meas Power (dBm)	Total Corr'd Power (dBm)	Power Limit (dBm)	Power Margin (dB)
Mid	5570	15.13	14.63	17.90	24.00	-6.10

UL LLC
12 Laboratory Drive, Research Triangle Park, NC 27709; USA TEL:(919)549-1400
This report shall not be reproduced except in full, without the written approval of UL LLC

9.3.38. 802.11a MODE IN THE 5.6 GHz BAND (IC)

2TX CDD MODE (IC)

Test Engineer:	84740/44389, 85502/44389
Test Date:	2023-05-02

Bandwidth, Antenna Gain, and Limits

Channel	Frequency (MHz)	Min 99% BW (MHz)	Directional Gain for Power (dBi)	Directional Gain for PSD (dBi)	Power Limit (dBm)	PSD Limit (dBm/ 1MHz)
Low	5500	16.42	-1.13	1.76	23.15	11.00
Mid	5580	16.49	-1.13	1.76	23.17	11.00
High	5700	16.34	-1.13	1.76	23.13	11.00
144	5720	16.47	-1.13	1.76	23.17	11.00

Duty Cycle CF (dB)	0.57	**Included in Calculations of Corr'd Power & PSD**

Output Power Results

Channel	Frequency (MHz)	Chain 0 Meas Power (dBm)	Chain 1 Meas Power (dBm)	Total Corr'd Power (dBm)	Power Limit (dBm)	Power Margin (dB)
Low	5500	16.57	16.93	19.76	23.15	-3.39
Mid	5580	16.61	16.70	19.67	23.17	-3.51
High	5700	16.92	16.70	19.82	23.13	-3.31
144	5720	16.78	16.72	19.76	23.17	-3.41

PSD Results

Channel	Frequency (MHz)	Chain 0 Meas PSD (dBm/ 1MHz)	Chain 1 Meas PSD (dBm/ 1MHz)	Total Corr'd PSD (dBm/ 1MHz)	PSD Limit (dBm/ 1MHz)	PSD Margin (dB)
Low	5500	6.34	6.41	9.95	11.00	-1.05
Mid	5580	5.32	6.09	9.30	11.00	-1.70
High	5700	6.31	6.23	9.85	11.00	-1.15
144	5720	6.09	6.08	9.66	11.00	-1.34

UL LLC
12 Laboratory Drive, Research Triangle Park, NC 27709; USA TEL:(919)549-1400
This report shall not be reproduced except in full, without the written approval of UL LLC

LOW CHANNEL

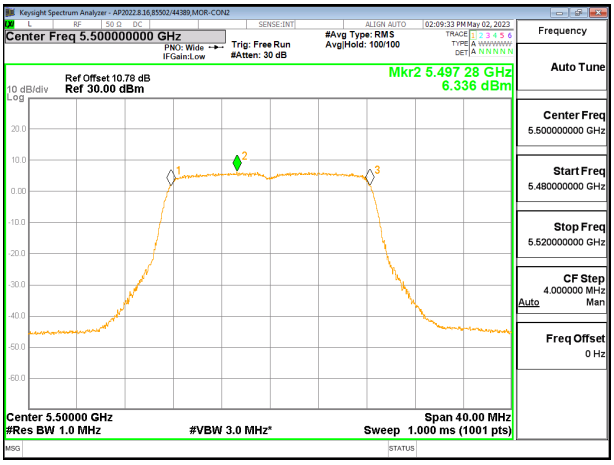

LOW CHANNEL CHAIN 0

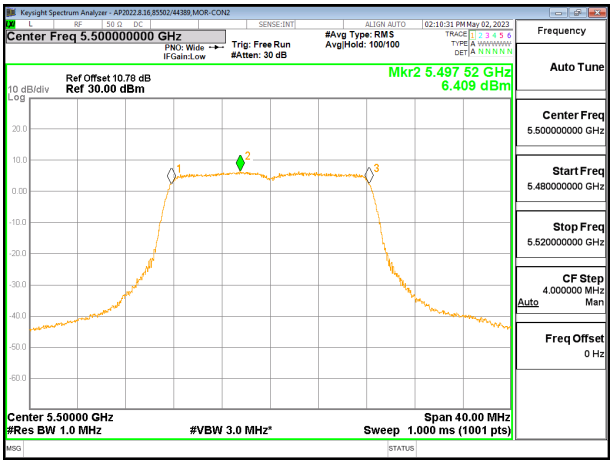

LOW CHANNEL CHAIN 1

MID CHANNEL

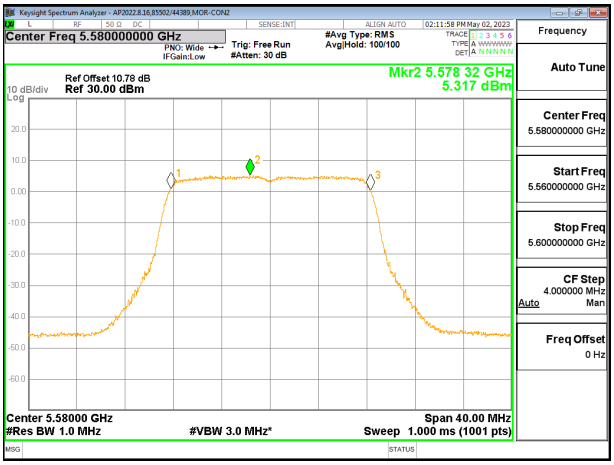

MID CHANNEL CHAIN 0

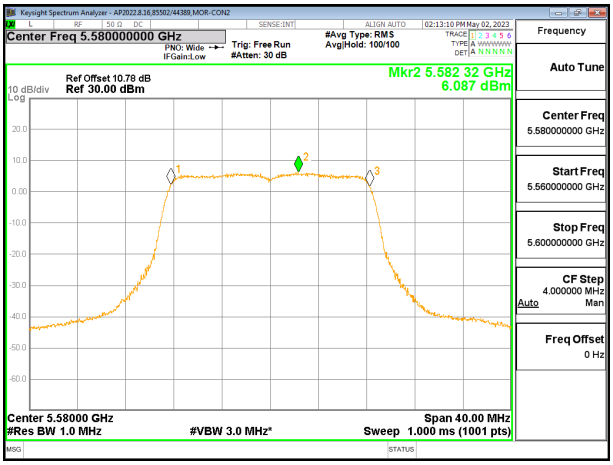

MID CHANNEL CHAIN 1

UL LLC
12 Laboratory Drive, Research Triangle Park, NC 27709; USA TEL:(919)549-1400
This report shall not be reproduced except in full, without the written approval of UL LLC

HIGH CHANNEL

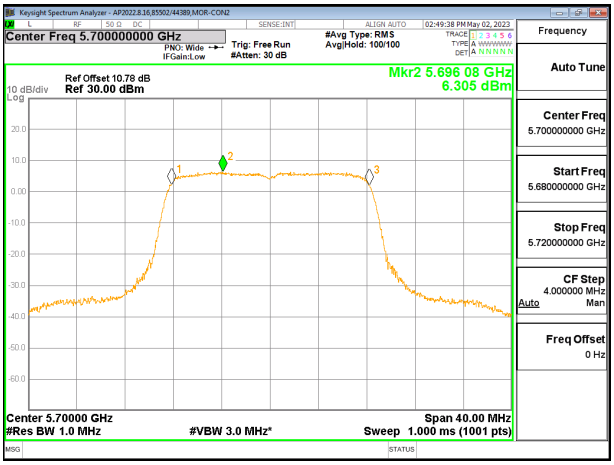

HIGH CHANNEL CHAIN 0

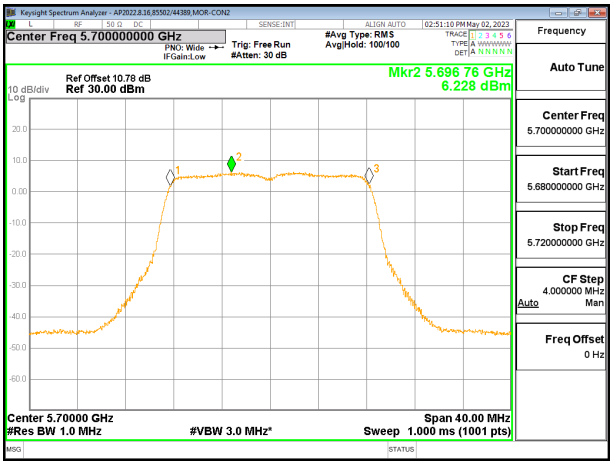

HIGH CHANNEL CHAIN 1

CHANNEL 144

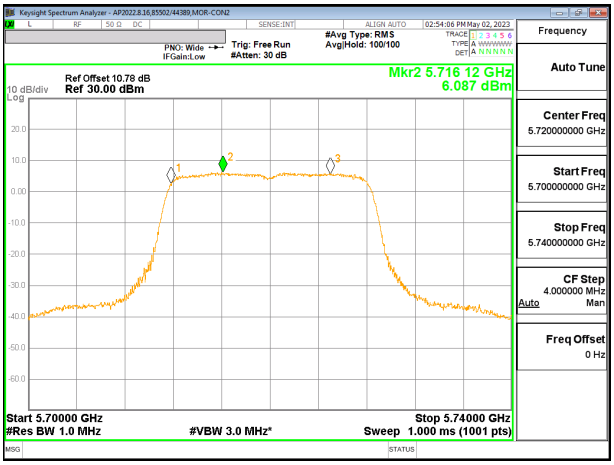

HIGH CHANNEL CHAIN 0

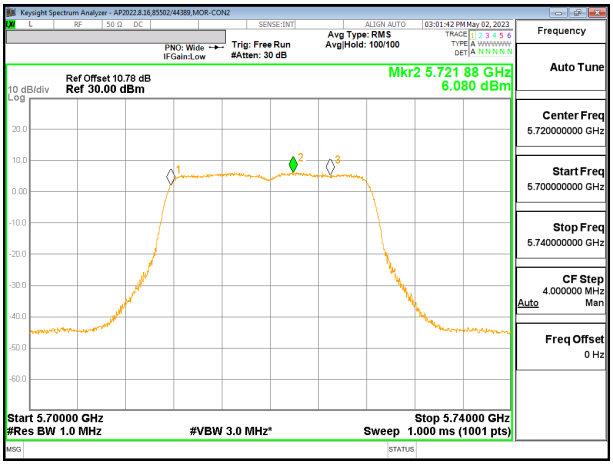

HIGH CHANNEL CHAIN 1

UL LLC
12 Laboratory Drive, Research Triangle Park, NC 27709; USA TEL:(919)549-1400

This report shall not be reproduced except in full, without the written approval of UL LLC

9.3.39. 802.11n HT20 MODE IN THE 5.6 GHz BAND (IC)

2TX CDD MODE (IC)

Test Engineer:	84740/44389, 85502/44389
Test Date:	2023-04-11

Bandwidth, Antenna Gain, and Limits

Channel	Frequency (MHz)	Min 99% BW (MHz)	Directional Gain for Power (dBi)	Power Limit (dBm)
Low	5500	17.64	-1.13	23.47
Mid	5580	17.56	-1.13	23.44
High	5700	17.58	-1.13	23.45
144	5720	17.61	-1.13	23.46

Output Power Results

Channel	Frequency (MHz)	Chain 0 Meas Power (dBm)	Chain 1 Meas Power (dBm)	Total Corr'd Power (dBm)	Power Limit (dBm)	Power Margin (dB)
Low	5500	16.66	16.79	19.74	23.47	-3.73
Mid	5580	16.56	16.61	19.60	23.44	-3.85
High	5700	16.92	16.67	19.81	23.45	-3.64
144	5720	16.76	16.58	19.68	23.46	-3.78

UL LLC
12 Laboratory Drive, Research Triangle Park, NC 27709; USA TEL:(919)549-1400
This report shall not be reproduced except in full, without the written approval of UL LLC

9.3.40. 802.11n HT40 MODE IN THE 5.6 GHz BAND (IC)

2TX CDD MODE (IC)

Test Engineer:	84740/44389, 85502/44389
Test Date:	2023-04-11

Bandwidth, Antenna Gain, and Limits

Channel	Frequency (MHz)	Min 99% BW (MHz)	Directional Gain for Power (dBi)	Power Limit (dBm)
Low	5510	36.07	-1.13	24.00
Mid	5550	36.04	-1.13	24.00
High	5670	36.13	-1.13	24.00
142	5710	36.07	-1.13	24.00

Output Power Results

Channel	Frequency (MHz)	Chain 0 Meas Power (dBm)	Chain 1 Meas Power (dBm)	Total Corr'd Power (dBm)	Power Limit (dBm)	Power Margin (dB)
Low	5510	16.95	16.90	19.94	24.00	-4.06
Mid	5550	16.64	16.85	19.76	24.00	-4.24
High	5670	16.28	17.15	19.75	24.00	-4.25
142	5710	16.86	16.57	19.73	24.00	-4.27

UL LLC
12 Laboratory Drive, Research Triangle Park, NC 27709; USA TEL:(919)549-1400
This report shall not be reproduced except in full, without the written approval of UL LLC

9.3.41. 802.11ac VHT80 MODE IN THE 5.6 GHz BAND (IC)

2TX CDD MODE (IC)

Test Engineer:	84740/44389, 85502/44389
Test Date:	2023-04-11

Bandwidth, Antenna Gain, and Limits

Channel	Frequency (MHz)	Min 99% BW (MHz)	Directional Gain for Power (dBi)	Power Limit (dBm)
Low	5530	75.44	-1.13	24.00
High	5610	75.18	-1.13	24.00
138	5690	75.43	-1.13	24.00

Output Power Results

Channel	Frequency (MHz)	Chain 0 Meas Power (dBm)	Chain 1 Meas Power (dBm)	Total Corr'd Power (dBm)	Power Limit (dBm)	Power Margin (dB)
Low	5530	15.71	15.52	18.63	24.00	-5.37
High	5610	15.71	15.82	18.78	24.00	-5.22
138	5690	16.02	15.85	18.95	24.00	-5.05

UL LLC
12 Laboratory Drive, Research Triangle Park, NC 27709; USA TEL:(919)549-1400
This report shall not be reproduced except in full, without the written approval of UL LLC

9.3.42. 802.11ac VHT160 MODE IN THE 5.6 GHz BAND (IC)

2TX CDD MODE (IC)

Test Engineer:	84740/44389, 85502/44389
Test Date:	2023-04-11

Bandwidth, Antenna Gain, and Limits

Channel	Frequency (MHz)	Min 99% BW (MHz)	Directional Gain for Power (dBi)	Power Limit (dBm)
Mid	5570	154.60	-1.13	24.00

Output Power Results

Channel	Frequency (MHz)	Chain 0 Meas Power (dBm)	Chain 1 Meas Power (dBm)	Total Corr'd Power (dBm)	Power Limit (dBm)	Power Margin (dB)
Mid	5570	15.13	14.63	17.90	24.00	-6.10

UL LLC
12 Laboratory Drive, Research Triangle Park, NC 27709; USA TEL:(919)549-1400
This report shall not be reproduced except in full, without the written approval of UL LLC

9.3.43. 802.11ax HE20 MODE 2TX IN THE 5.6GHz BAND (FCC+IC)

2TX CHAIN 0 + CHAIN 1 CDD OFDMA MODE: 26T

Test Engineer:	84740/44389, 85502/44389
Test Date:	2023-04-11, 2023-04-18

Bandwidth and Antenna Gain

Channel	Frequency (MHz)	Min 26 dB BW (MHz)	Min 99% BW (MHz)	Directional Gain for Power (dBi)	Direction Gain for PSD (dBi)
Low (RU0)	5500	20.4800	2.7372	-0.64	2.19
Mid (RU4)	5580	18.7600	2.7783	-0.64	2.19
High (RU8)	5700	20.2000	2.9527	-0.64	2.19
144 (RU0)	5720	16.2000	3.1509	-0.64	2.19

Limits

Channel	Frequency (MHz)	FCC Power Limit (dBm)	ISED Power Limit (dBm)	ISED EIRP Limit (dBm)	Power Limit (dBm)	FCC PSD Limit (dBm/1MHz)	ISED PSD Limit (dBm/1MHz)
Low (RU0)	5500	24.00	15.37	21.37	15.37	11.00	11.00
Mid (RU4)	5580	23.73	15.44	21.44	15.44	11.00	11.00
High (RU8)	5700	24.00	15.70	21.70	15.70	11.00	11.00
144 (RU0)	5720	23.10	15.98	21.98	15.98	11.00	11.00

Duty Cycle CF (dB)	0.00	**Included in Calculations of Corr'd PSD**

Output Power Results

Channel	Frequency (MHz)	Chain 0 Meas Power (dBm)	Chain 1 Meas Power (dBm)	Total Corr'd Power (dBm)	Power Limit (dBm)	Power Margin (dB)
Low (RU0)	5500	8.11	7.78	10.96	15.37	-4.41
Mid (RU4)	5580	7.88	7.54	10.72	15.44	-4.71
High (RU8)	5700	7.87	7.36	10.63	15.70	-5.07
144 (RU0)	5720	7.74	8.15	10.96	15.98	-5.02

PSD Results

Channel	Frequency (MHz)	Chain 0 Meas PSD (dBm/ 1MHz)	Chain 1 Meas PSD (dBm/ 1MHz)	Total Corr'd PSD (dBm/ 1MHz)	PSD Limit (dBm/ 1MHz)	PSD Margin (dB)
Low (RU0)	5500	5.287	5.642	8.478	11.00	-2.52
Mid (RU4)	5580	4.315	4.225	7.281	11.00	-3.72
High (RU8)	5700	5.547	5.150	8.363	11.00	-2.64
144 (RU0)	5720	5.447	6.083	8.787	11.00	-2.21

UL LLC
12 Laboratory Drive, Research Triangle Park, NC 27709; USA TEL:(919)549-1400
This report shall not be reproduced except in full, without the written approval of UL LLC

LOW CHANNEL (RU0)

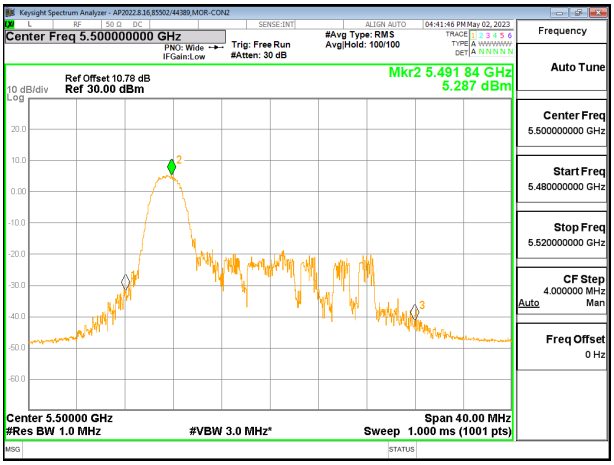

LOW CHANNEL CHAIN 0

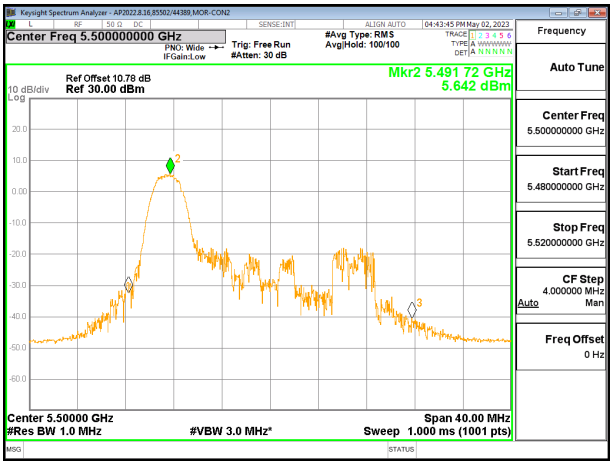

LOW CHANNEL CHAIN 1

MID CHANNEL (RU4)

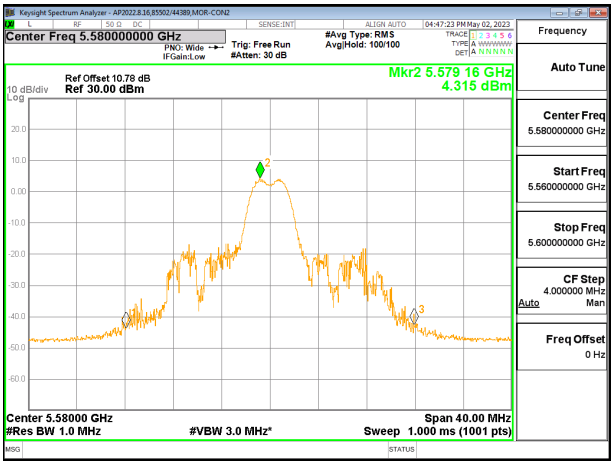

MID CHANNEL CHAIN 0

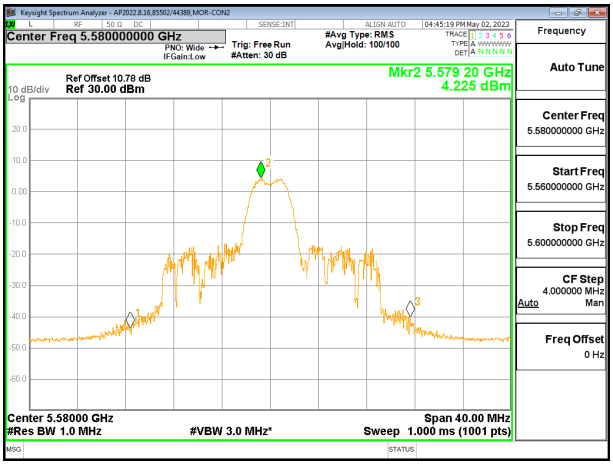

MID CHANNEL CHAIN 1

UL LLC
12 Laboratory Drive, Research Triangle Park, NC 27709; USA TEL:(919)549-1400

This report shall not be reproduced except in full, without the written approval of UL LLC

HIGH CHANNEL (RU8)

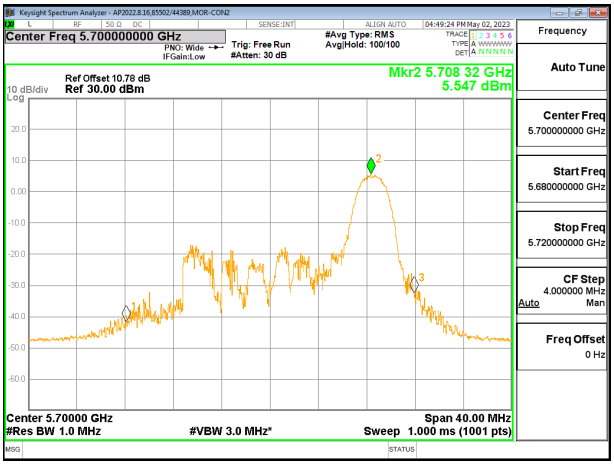

HIGH CHANNEL CHAIN 0

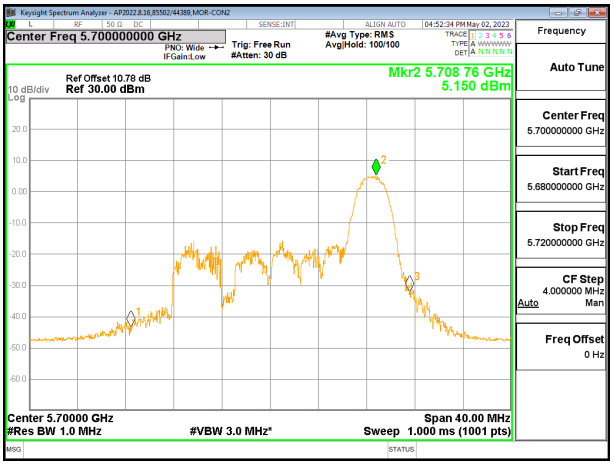

HIGH CHANNEL CHAIN 1

CHANNEL 144 (RU0)

CHANNEL 144 CHAIN 0

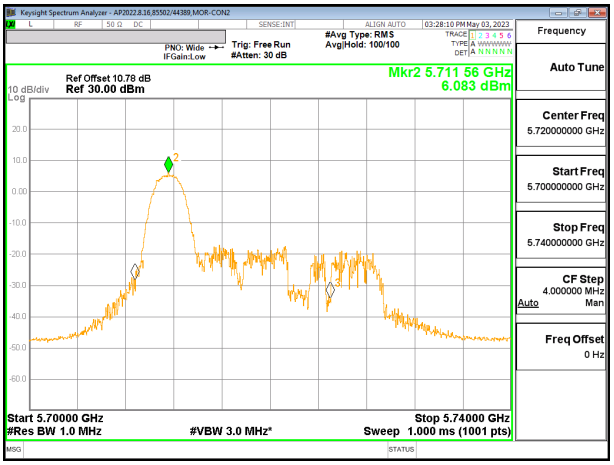

CHANNEL 144 CHAIN 1

UL LLC
12 Laboratory Drive, Research Triangle Park, NC 27709; USA TEL:(919)549-1400

This report shall not be reproduced except in full, without the written approval of UL LLC

2TX CHAIN 0 + CHAIN 1 CDD OFDMA MODE: 52T

Bandwidth and Antenna Gain

Channel	Frequency (MHz)	Min 26 dB BW (MHz)	Min 99% BW (MHz)	Directional Gain for Power (dBi)	Direction Gain for PSD (dBi)
Low (RU37)	5500	20.7200	4.1151	-0.64	2.19
Mid (RU38)	5580	19.0800	4.1034	-0.64	2.19
High (RU40)	5700	20.4400	4.1751	-0.64	2.19
144 (RU37)	5720	16.2000	3.1509	-0.64	2.19

Limits

Channel	Frequency (MHz)	FCC Power Limit (dBm)	ISED Power Limit (dBm)	ISED EIRP Limit (dBm)	Power Limit (dBm)	FCC PSD Limit (dBm/1MHz)	ISED PSD Limit (dBm/1MHz)
Low (RU37)	5500	24.00	17.14	23.14	17.14	11.00	11.00
Mid (RU38)	5580	23.81	17.13	23.13	17.13	11.00	11.00
High (RU40)	5700	24.00	17.21	23.21	17.21	11.00	11.00
144 (RU37)	5720	23.10	15.98	21.98	15.98	11.00	11.00

Duty Cycle CF (dB)	0.00	Included in Calculations of Corr'd Power & PSD

Output Power Results

Channel	Frequency (MHz)	Chain 0 Meas Power (dBm)	Chain 1 Meas Power (dBm)	Total Corr'd Power (dBm)	Power Limit (dBm)	Power Margin (dB)
Low (RU37)	5500	10.57	10.31	13.45	17.14	-3.69
Mid (RU38)	5580	10.28	9.96	13.13	17.13	-4.00
High (RU40)	5700	10.43	9.73	13.10	17.21	-4.10
144 (RU37)	5720	10.33	9.85	13.11	15.98	-2.88

PSD Results

Channel	Frequency (MHz)	Chain 0 Meas PSD (dBm/ 1MHz)	Chain 1 Meas PSD (dBm/ 1MHz)	Total Corr'd PSD (dBm/ 1MHz)	PSD Limit (dBm/ 1MHz)	PSD Margin (dB)
Low (RU37)	5500	4.897	5.114	8.017	11.00	-2.98
Mid (RU38)	5580	4.709	4.908	7.820	11.00	-3.18
High (RU40)	5700	4.922	4.897	7.920	11.00	-3.08
144 (RU37)	5720	4.945	4.790	7.878	11.00	-3.12

UL LLC
12 Laboratory Drive, Research Triangle Park, NC 27709; USA TEL:(919)549-1400
This report shall not be reproduced except in full, without the written approval of UL LLC

LOW CHANNEL (RU37)

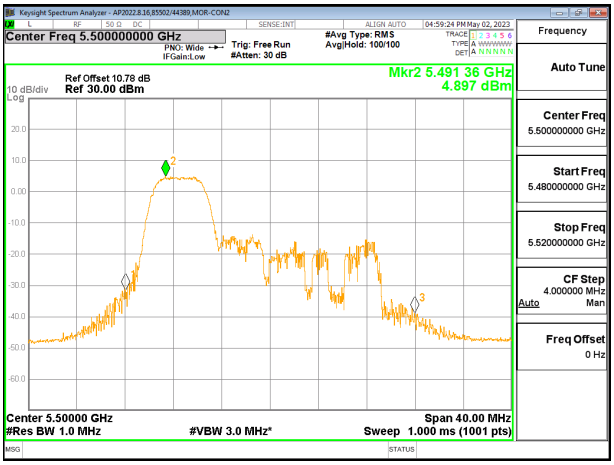

LOW CHANNEL CHAIN 0

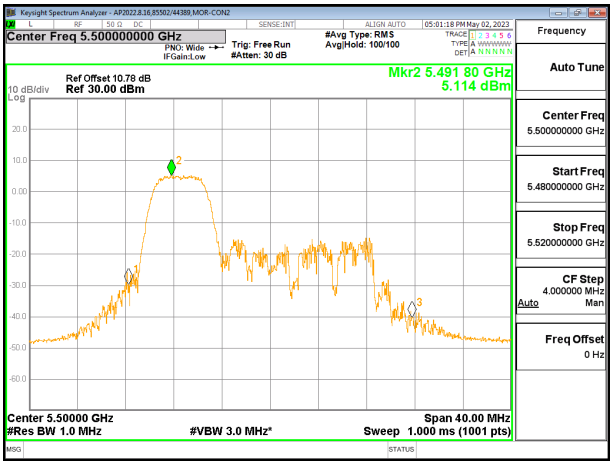

LOW CHANNEL CHAIN 1

MID CHANNEL (RU38)

MID CHANNEL CHAIN 0

MID CHANNEL CHAIN 1

UL LLC
12 Laboratory Drive, Research Triangle Park, NC 27709; USA TEL:(919)549-1400

This report shall not be reproduced except in full, without the written approval of UL LLC

HIGH CHANNEL (RU40)

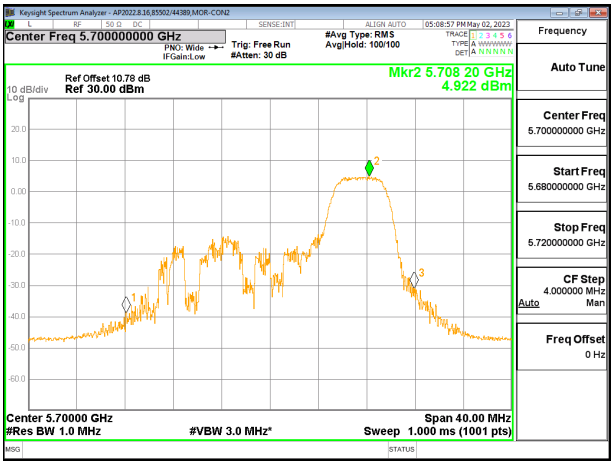

HIGH CHANNEL CHAIN 0

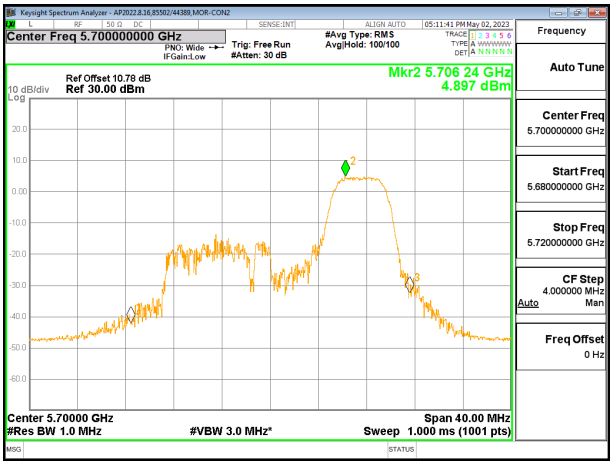

HIGH CHANNEL CHAIN 1

CHANNEL 144 (RU37)

CHANNEL 144 CHAIN 0

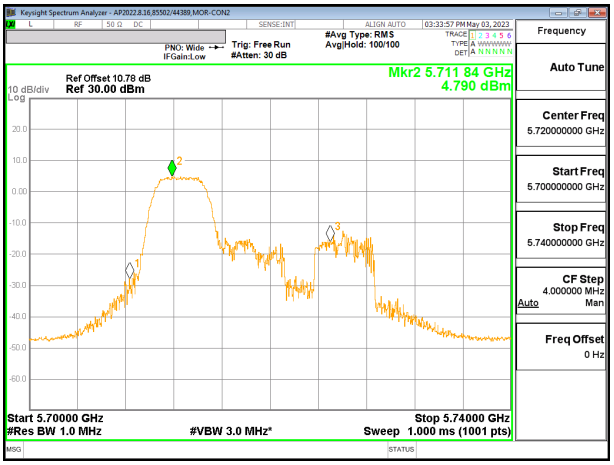

CHANNEL 144 CHAIN 1

UL LLC
12 Laboratory Drive, Research Triangle Park, NC 27709; USA TEL:(919)549-1400

This report shall not be reproduced except in full, without the written approval of UL LLC

2TX CHAIN 0 + CHAIN 1 CDD OFDMA MODE: 106T

Test Engineer:	84740/44389, 85502/44389
Test Date:	2023-04-11

Bandwidth and Antenna Gain

Channel	Frequency (MHz)	Min 26 dB BW (MHz)	Min 99% BW (MHz)	Directional Gain for Power (dBi)	Direction Gain for PSD (dBi)
Low (RU53)	5500	21.72	8.3134	-0.64	2.19
Mid (RU53)	5580	22.40	8.3004	-0.64	2.19
High (RU54)	5700	21.64	8.3356	-0.64	2.19
144 (RU53)	5720	16.80	8.2526	-0.64	2.19

Limits

Channel	Frequency (MHz)	FCC Power Limit (dBm)	ISED Power Limit (dBm)	ISED EIRP Limit (dBm)	Power Limit (dBm)	FCC PSD Limit (dBm/1MHz)	ISED PSD Limit (dBm/1MHz)
Low (RU53)	5500	24.00	20.20	26.20	20.20	11.00	11.00
Mid (RU53)	5580	24.00	20.19	26.19	20.19	11.00	11.00
High (RU54)	5700	24.00	20.21	26.21	20.21	11.00	11.00
144 (RU53)	5720	23.25	20.17	26.17	20.17	11.00	11.00

Duty Cycle CF (dB)	0.00	**Included in Calculations of Corr'd Power & PSD**

Output Power Results

Channel	Frequency (MHz)	Chain 0 Meas Power (dBm)	Chain 1 Meas Power (dBm)	Total Corr'd Power (dBm)	Power Limit (dBm)	Power Margin (dB)
Low (RU53)	5500	15.06	14.65	17.87	20.20	-2.33
Mid (RU53)	5580	14.79	14.54	17.68	20.19	-2.51
High (RU54)	5700	15.03	14.36	17.72	20.21	-2.49
144 (RU53)	5720	14.94	14.30	17.64	20.17	-2.52

PSD Results

Channel	Frequency (MHz)	Chain 0 Meas PSD (dBm/ 1MHz)	Chain 1 Meas PSD (dBm/ 1MHz)	Total Corr'd PSD (dBm/ 1MHz)	PSD Limit (dBm/ 1MHz)	PSD Margin (dB)
Low (RU53)	5500	6.565	5.964	9.285	11.00	-1.71
Mid (RU53)	5580	6.826	6.581	9.716	11.00	-1.28
High (RU54)	5700	6.563	6.235	9.412	11.00	-1.59
144 (RU53)	5720	6.813	6.511	9.675	11.00	-1.33

UL LLC
12 Laboratory Drive, Research Triangle Park, NC 27709; USA TEL:(919)549-1400
This report shall not be reproduced except in full, without the written approval of UL LLC

LOW CHANNEL (RU53)

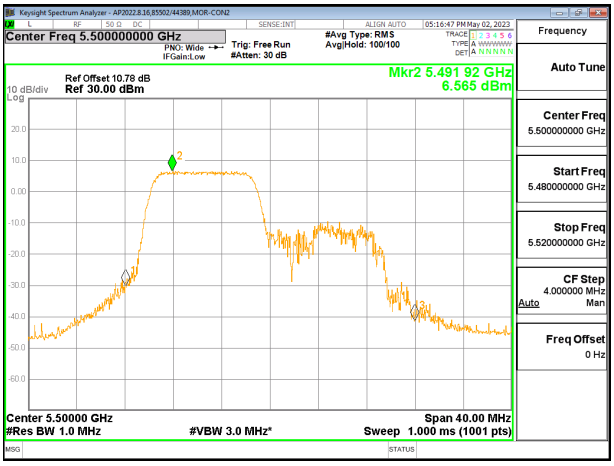

LOW CHANNEL CHAIN 0

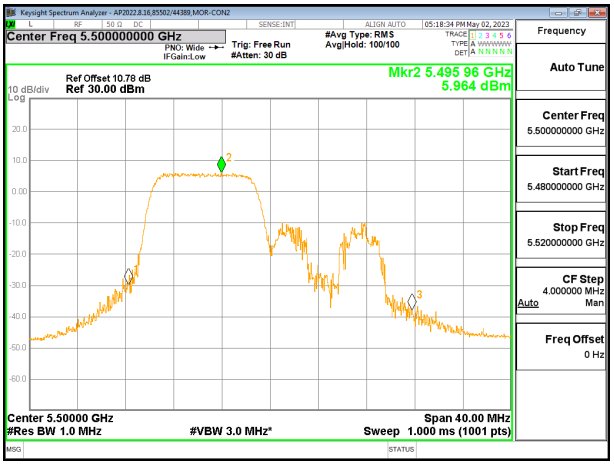

LOW CHANNEL CHAIN 1

MID CHANNEL (RU53)

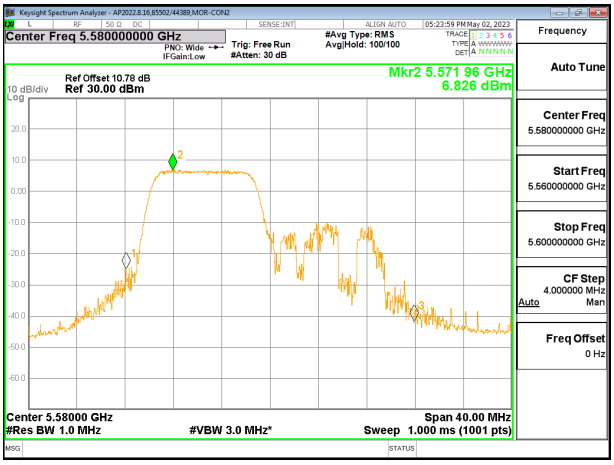

MID CHANNEL CHAIN 0

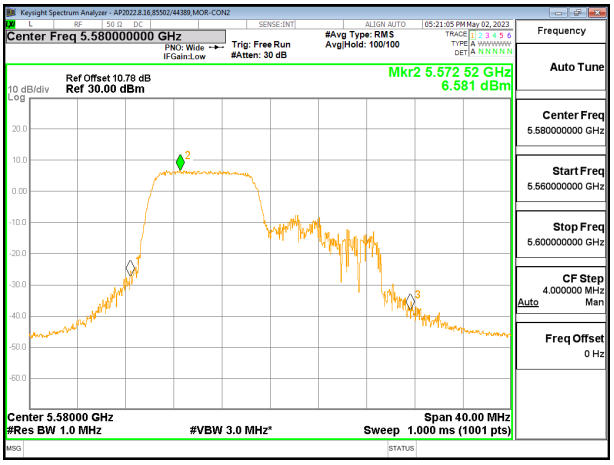

MID CHANNEL CHAIN 1

UL LLC
12 Laboratory Drive, Research Triangle Park, NC 27709; USA TEL:(919)549-1400
This report shall not be reproduced except in full, without the written approval of UL LLC

HIGH CHANNEL (RU54)

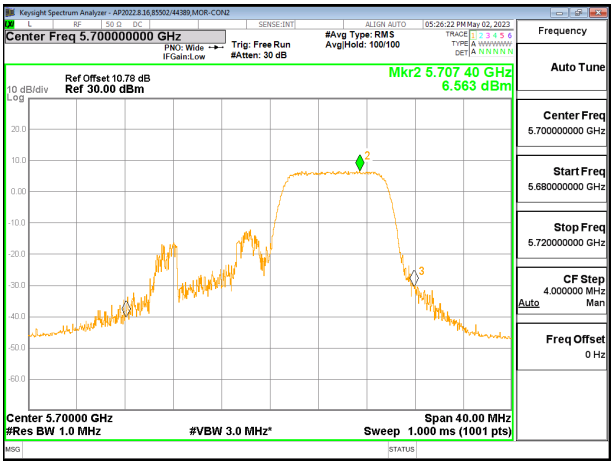

HIGH CHANNEL CHAIN 0

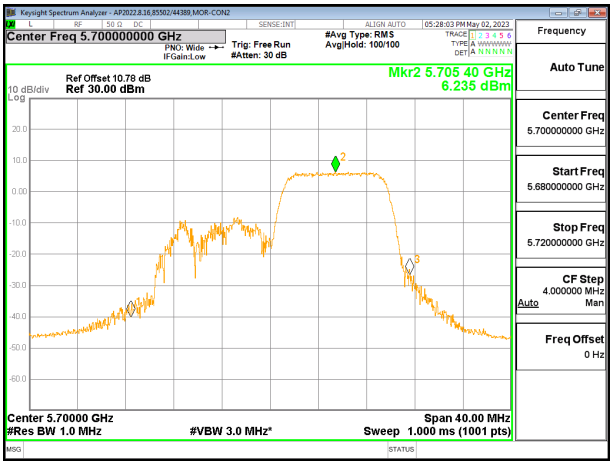

HIGH CHANNEL CHAIN 1

CHANNEL 144 (RU53)

CHANNEL 144 CHAIN 0

CHANNEL 144 CHAIN 1

UL LLC
12 Laboratory Drive, Research Triangle Park, NC 27709; USA TEL:(919)549-1400
This report shall not be reproduced except in full, without the written approval of UL LLC

2TX CHAIN 0 + CHAIN 1 CDD OFDMA MODE: 242T

Test Engineer:	27465/44389
Test Date:	2023-05-01

Bandwidth and Antenna Gain

Channel	Frequency (MHz)	Min 26 dB BW (MHz)	Min 99% BW (MHz)	Directional Gain for Power (dBi)	Direction Gain for PSD (dBi)
Low (RU61)	5500	23.4800	19.1790	-0.64	2.19
Mid (RU61)	5580	23.2000	19.0270	-0.64	2.19
High (RU61)	5700	23.1600	19.0610	-0.64	2.19
144 (RU61)	5720	23.6230	19.0250	-0.64	2.19

Limits

Channel	Frequency (MHz)	FCC Power Limit (dBm)	ISED Power Limit (dBm)	ISED EIRP Limit (dBm)	Power Limit (dBm)	FCC PSD Limit (dBm/1MHz)	ISED PSD Limit (dBm/1MHz)
Low (RU61)	5500	24.00	23.83	29.83	23.83	11.00	11.00
Mid (RU61)	5580	24.00	23.79	29.79	23.79	11.00	11.00
High (RU61)	5700	24.00	23.80	29.80	23.80	11.00	11.00
144 (RU61)	5720	24.00	23.79	29.79	23.79	11.00	11.00

Duty Cycle CF (dB)	0.00	**Included in Calculations of Corr'd Power & PSD**

Output Power Results

Channel	Frequency (MHz)	Chain 0 Meas Power (dBm)	Chain 1 Meas Power (dBm)	Total Corr'd Power (dBm)	Power Limit (dBm)	Power Margin (dB)
Low (RU61)	5500	12.85	12.77	15.82	23.83	-8.01
Mid (RU61)	5580	17.00	16.35	19.70	23.79	-4.10
High (RU61)	5700	15.47	14.90	18.20	23.80	-5.60
144 (RU61)	5720	17.07	16.57	19.84	23.79	-3.96

PSD Results

Channel	Frequency (MHz)	Chain 0 Meas PSD (dBm/ 1MHz)	Chain 1 Meas PSD (dBm/ 1MHz)	Total Corr'd PSD (dBm/ 1MHz)	PSD Limit (dBm/ 1MHz)	PSD Margin (dB)
Low (RU61)	5500	2.150	2.182	5.176	11.00	-5.82
Mid (RU61)	5580	5.361	5.095	8.240	11.00	-2.76
High (RU61)	5700	4.013	3.692	6.866	11.00	-4.13
144 (RU61)	5720	5.278	5.277	8.288	11.00	-2.71

UL LLC
12 Laboratory Drive, Research Triangle Park, NC 27709; USA TEL:(919)549-1400
This report shall not be reproduced except in full, without the written approval of UL LLC