2TX CHAIN 0 + CHAIN 1 OFDMA MODE: 106T

BANDEDGE (LOW CHANNEL)

HORIZONTAL RESULT

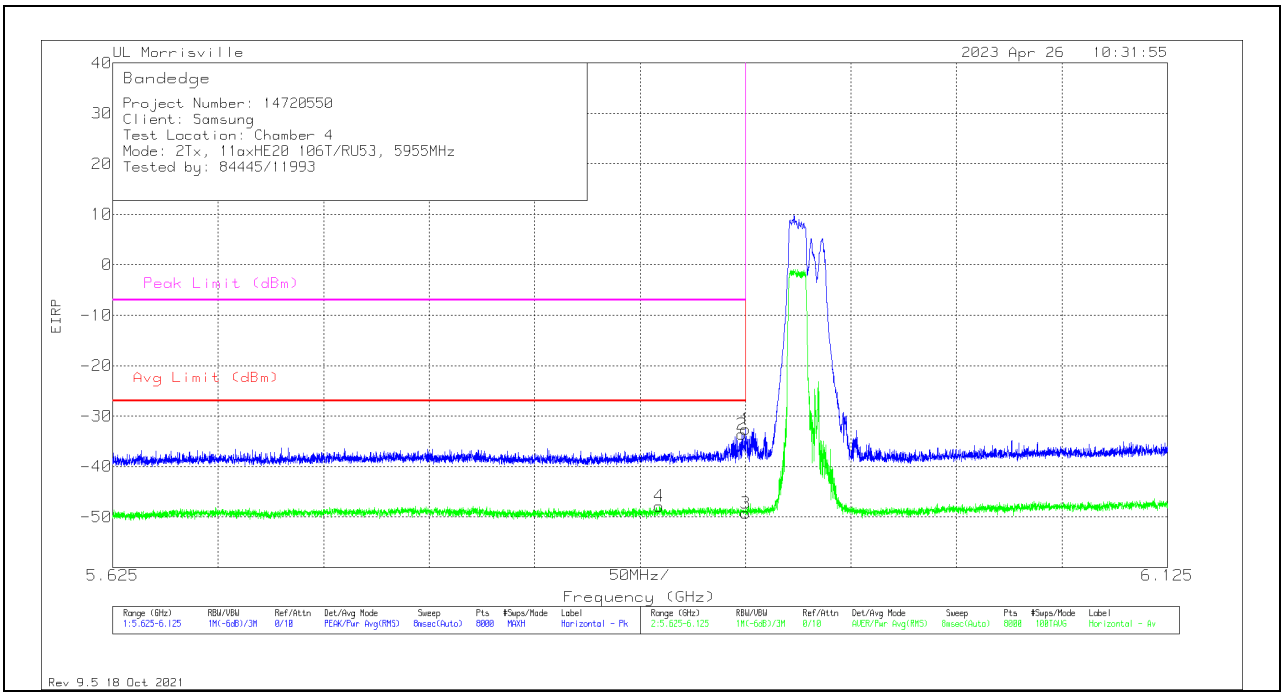

Marker	Frequency (GHz)	Meter Reading (dBm)	Det	86408 (dB/m)	Gain/Loss (dB)	Conversion Factor (dB)	Corrected Reading EIRP	Avg Limit (dBm)	Margin (dB)	Peak Limit (dBm)	PK Margin (dB)	Azimuth (Degs)	Height (cm)	Polarity
1	5.92498	-70.62	Pk	35.1	-8.9	11.8	-32.62	-	-	-7	-25.62	275	175	H
2	5.92323	-71.58	Pk	35.1	-8.9	11.8	-33.58	-	-	-7	-26.58	275	175	H
3	5.92498	-87.19	RMS	35.1	-8.9	11.8	-49.19	-27	-22.19	-	-	275	175	H
4	5.88416	-85.61	RMS	35	-9	11.8	-47.81	-27	-20.81	-	-	275	175	H

Pk - Peak detector
RMS - RMS detection

UL LLC
12 Laboratory Drive, Research Triangle Park, NC 27709; USA TEL:(919)549-1400
This report shall not be reproduced except in full, without the written approval of UL LLC

VERTICAL RESULT

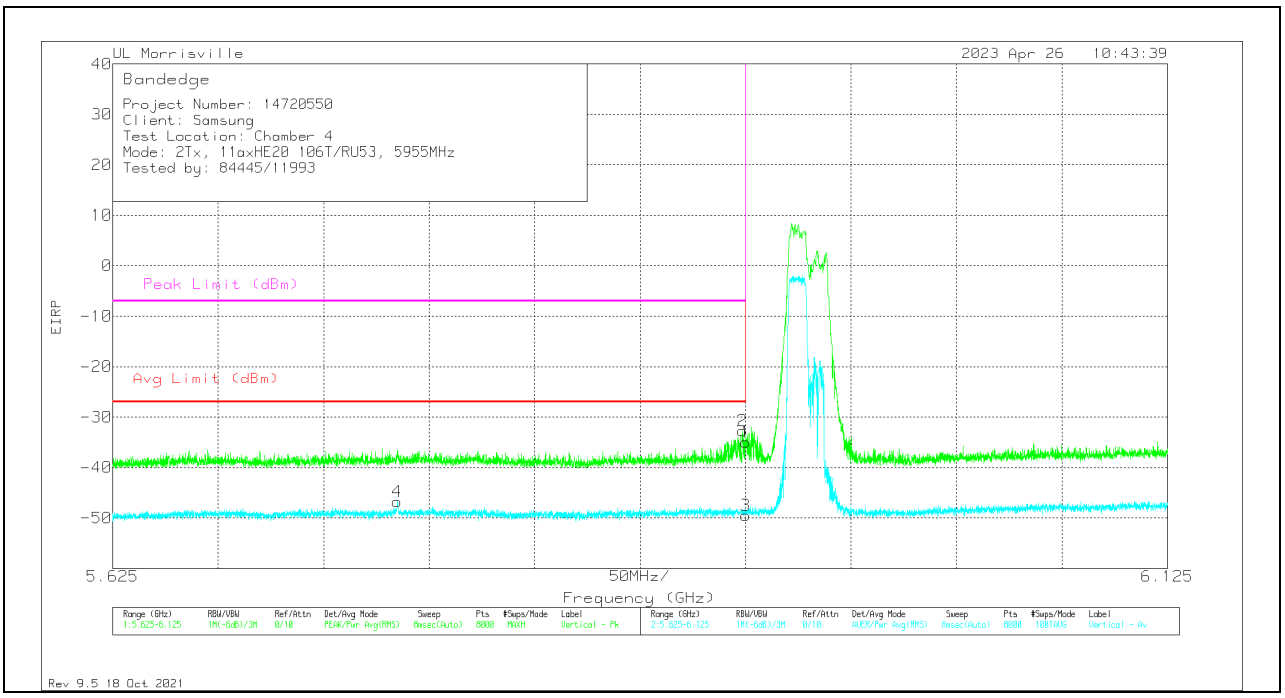

Marker	Frequency (GHz)	Meter Reading (dBm)	Det	86408 (dB/m)	Gain/Loss (dB)	Conversion Factor (dB)	Corrected Reading EIRP	Avg Limit (dBm)	RMS Margin (dB)	Peak Limit (dBm)	PK Margin (dB)	Azimuth (Degs)	Height (cm)	Polarity
1	5.92498	-72.91	Pk	35.1	-8.9	11.8	-34.91	-	-	-7	-27.91	300	265	V
2	5.92341	-70.71	Pk	35.1	-8.9	11.8	-32.71	-	-	-7	-25.71	300	265	V
3	5.92498	-87.44	RMS	35.1	-8.9	11.8	-49.44	-27	-22.44	-	-	300	265	V
4	5.75995	-84.12	RMS	34.8	-9.2	11.8	-46.72	-27	-19.72	-	-	300	265	V

Pk - Peak detector
RMS - RMS detection

UL LLC
12 Laboratory Drive, Research Triangle Park, NC 27709; USA TEL:(919)549-1400
This report shall not be reproduced except in full, without the written approval of UL LLC

2TX CHAIN 0 + CHAIN 1 OFDMA MODE: 242T

BANDEDGE (LOW CHANNEL)

HORIZONTAL RESULT

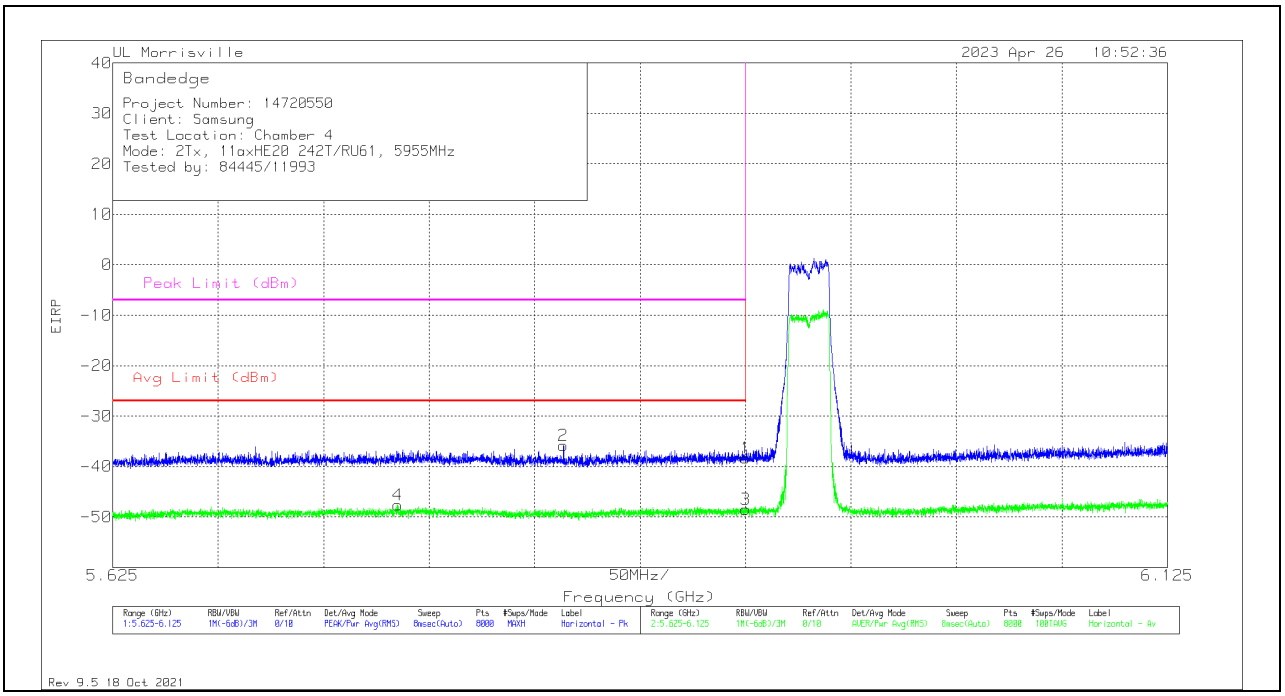

Marker	Frequency (GHz)	Meter Reading (dBm)	Det	86408 (dB/m)	Gain/Loss (dB)	Conversion Factor (dB)	Corrected Reading EIRP	Avg Limit (dBm)	RMS Margin (dB)	Peak Limit (dBm)	PK Margin (dB)	Azimuth (Degs)	Height (cm)	Polarity
1	5.92498	-76.28	Pk	35.1	-8.9	11.8	-38.28	-	-	-7	-31.28	241	234	H
2	5.83871	-73.43	Pk	35	-9.2	11.8	-35.83	-	-	-7	-28.83	241	234	H
3	5.92498	-86.53	RMS	35.1	-8.9	11.8	-48.53	-27	-21.53	-	-	241	234	H
4	5.76002	-85.05	RMS	34.8	-9.2	11.8	-47.65	-27	-20.65	-	-	241	234	H

Pk - Peak detector
RMS - RMS detection

UL LLC
12 Laboratory Drive, Research Triangle Park, NC 27709; USA TEL:(919)549-1400
This report shall not be reproduced except in full, without the written approval of UL LLC

VERTICAL RESULT

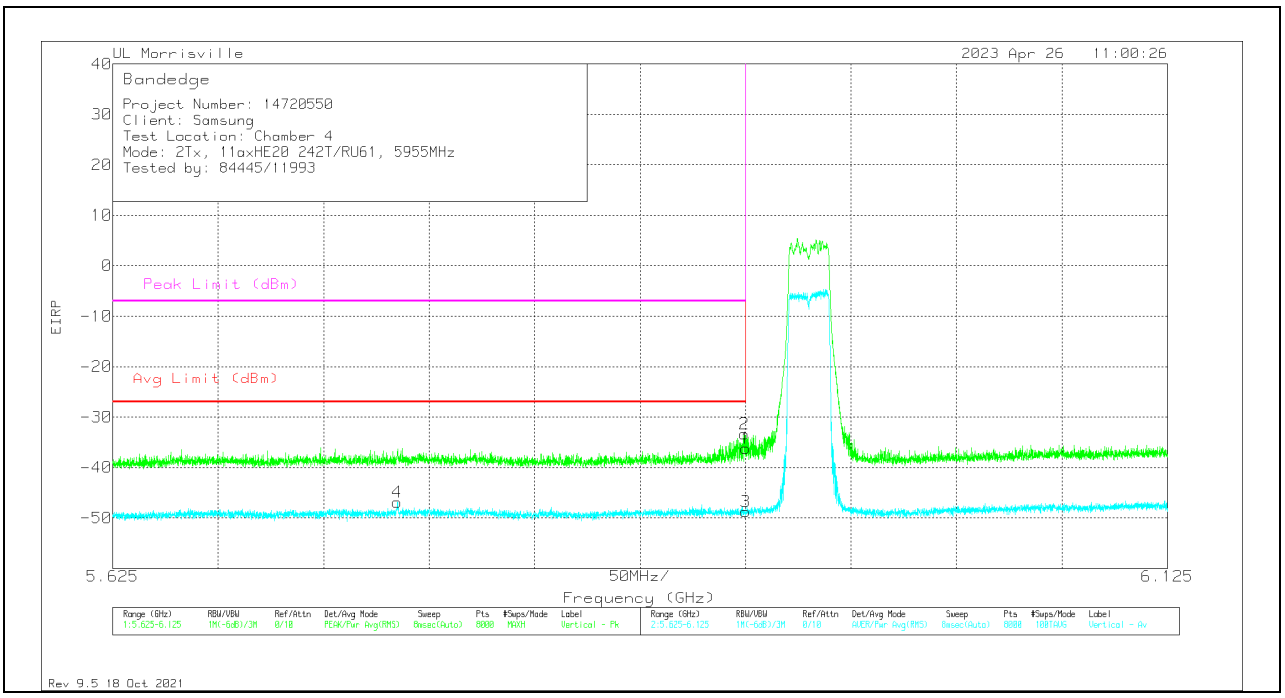

Marker	Frequency (GHz)	Meter Reading (dBm)	Det	86408 (dB/m)	Gain/Loss (dB)	Conversion Factor (dB)	Corrected Reading EIRP	Avg Limit (dBm)	RMS Margin (dB)	Peak Limit (dBm)	PK Margin (dB)	Azimuth (Degs)	Height (cm)	Polarity
1	5.92498	-74.23	Pk	35.1	-8.9	11.8	-36.23	-	-	-7	-29.23	289	246	V
2	5.92441	-71.35	Pk	35.1	-8.9	11.8	-33.35	-	-	-7	-26.35	289	246	V
3	5.92498	-86.79	RMS	35.1	-8.9	11.8	-48.79	-27	-21.79	-	-	289	246	V
4	5.75989	-84.26	RMS	34.8	-9.2	11.8	-46.86	-27	-19.86	-	-	289	246	V

Pk - Peak detector
RMS - RMS detection

UL LLC
12 Laboratory Drive, Research Triangle Park, NC 27709; USA TEL:(919)549-1400
This report shall not be reproduced except in full, without the written approval of UL LLC

10.1.3. TX ABOVE 1 GHz 802.11ax HE40 MODE IN THE UNII-5 BAND

2TX CHAIN 0 + CHAIN 1 OFDMA MODE: 484T

BANDEDGE (LOW CHANNEL)

HORIZONTAL RESULT

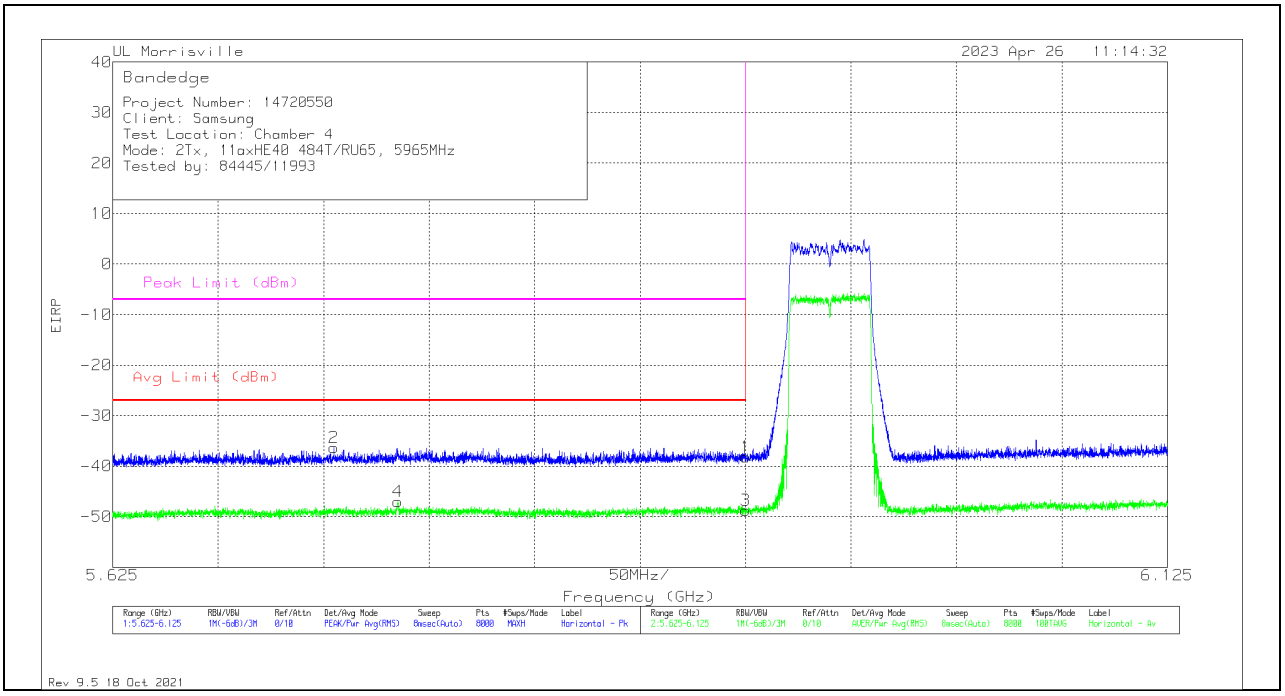

Marker	Frequency (GHz)	Meter Reading (dBm)	Det	86408 (dB/m)	Gain/Loss (dB)	Conversion Factor (dB)	Corrected Reading EIRP	Avg Limit (dBm)	RMS Margin (dB)	Peak Limit (dBm)	PK Margin (dB)	Azimuth (Degs)	Height (cm)	Polarity
1	5.92498	-76.21	Pk	35.1	-8.9	11.8	-38.21	-	-	-7	-31.21	275	188	H
2	5.72976	-73.82	Pk	34.8	-9.1	11.8	-36.32	-	-	-7	-29.32	275	188	H
3	5.92498	-86.76	RMS	35.1	-8.9	11.8	-48.76	-27	-21.76	-	-	275	188	H
4	5.76008	-84.44	RMS	34.8	-9.2	11.8	-47.04	-27	-20.04	-	-	275	188	H

Pk - Peak detector
RMS - RMS detection

UL LLC
12 Laboratory Drive, Research Triangle Park, NC 27709; USA TEL:(919)549-1400
This report shall not be reproduced except in full, without the written approval of UL LLC

VERTICAL RESULT

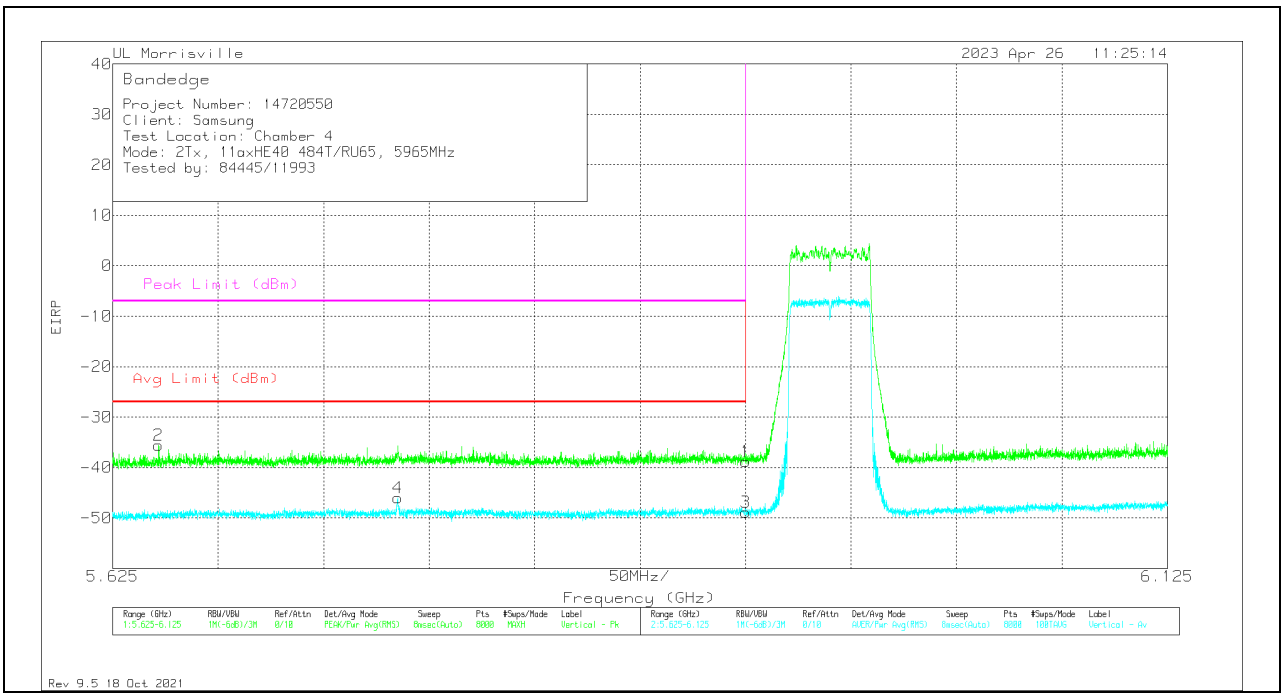

Marker	Frequency (GHz)	Meter Reading (dBm)	Det	86408 (dB/m)	Gain/Loss (dB)	Conversion Factor (dB)	Corrected Reading EIRP	Avg Limit (dBm)	RMS Margin (dB)	Peak Limit (dBm)	PK Margin (dB)	Azimuth (Degs)	Height (cm)	Polarity
1	5.92498	-76.77	Pk	35.1	-8.9	11.8	-38.77	-	-	-7	-31.77	294	240	V
2	5.64675	-72.83	Pk	34.8	-9.4	11.8	-35.63	-	-	-7	-28.63	294	240	V
3	5.92498	-86.88	RMS	35.1	-8.9	11.8	-48.88	-27	-21.88	-	-	294	240	V
4	5.76002	-83.43	RMS	34.8	-9.2	11.8	-46.03	-27	-19.03	-	-	294	240	V

Pk - Peak detector
RMS - RMS detection

UL LLC
12 Laboratory Drive, Research Triangle Park, NC 27709; USA TEL:(919)549-1400
This report shall not be reproduced except in full, without the written approval of UL LLC

10.1.4. TX ABOVE 1 GHz 802.11ax HE80 MODE IN THE UNII-5 BAND

2TX CHAIN 0 + CHAIN 1 OFDMA MODE: 996T

BANDEDGE (LOW CHANNEL)

HORIZONTAL RESULT

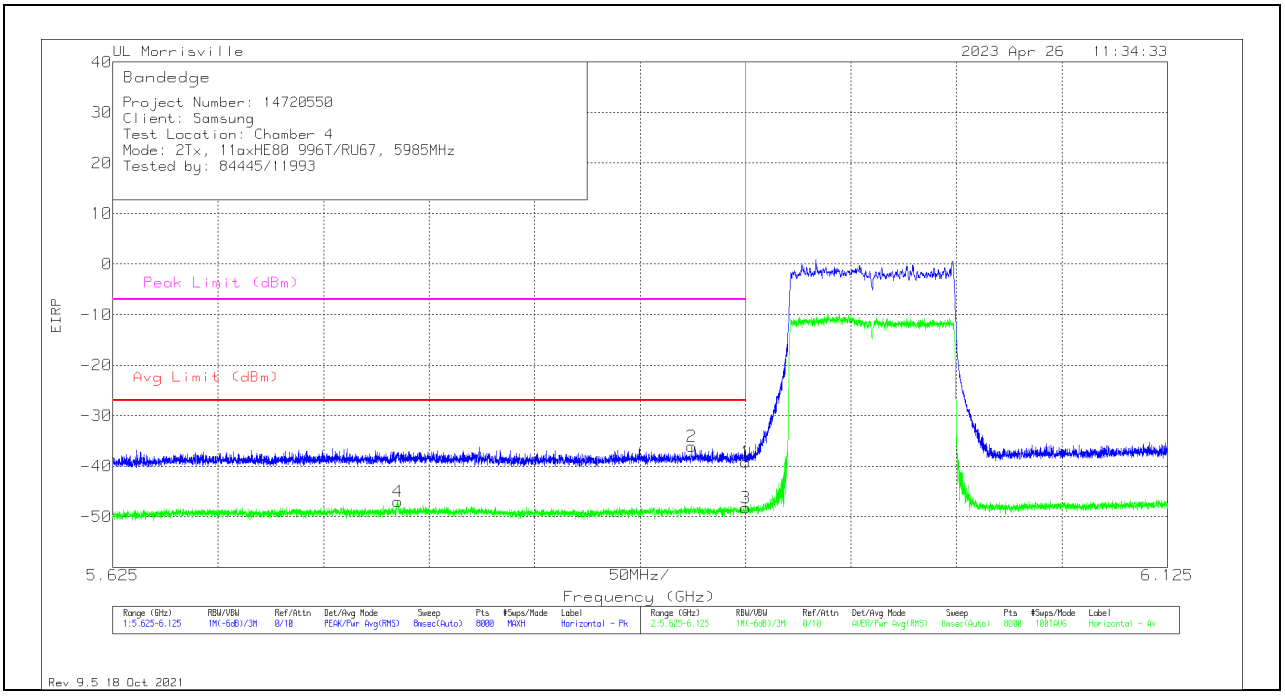

Marker	Frequency (GHz)	Meter Reading (dBm)	Det	86408 (dB/m)	Gain/Loss (dB)	Conversion Factor (dB)	Corrected Reading EIRP	Avg Limit (dBm)	RMS Margin (dB)	Peak Limit (dBm)	PK Margin (dB)	Azimuth (Degs)	Height (cm)	Polarity
1	5.92498	-77.15	Pk	35.1	-8.9	11.8	-39.15	-	-	-7	-32.15	277	232	H
2	5.89941	-74	Pk	35.1	-9	11.8	-36.1	-	-	-7	-29.1	277	232	H
3	5.92498	-86.29	RMS	35.1	-8.9	11.8	-48.29	-27	-21.29	-	-	277	232	H
4	5.76002	-84.42	RMS	34.8	-9.2	11.8	-47.02	-27	-20.02	-	-	277	232	H

Pk - Peak detector
RMS - RMS detection

UL LLC
12 Laboratory Drive, Research Triangle Park, NC 27709; USA TEL:(919)549-1400
This report shall not be reproduced except in full, without the written approval of UL LLC

VERTICAL RESULT

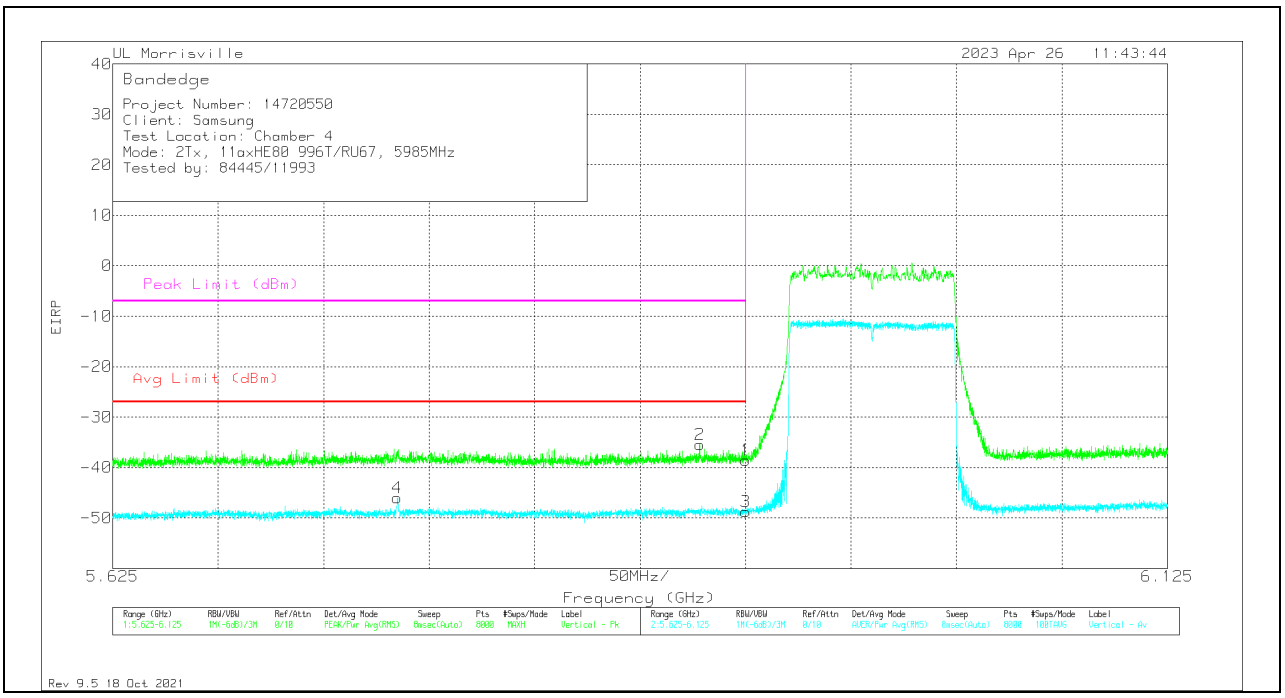

Marker	Frequency (GHz)	Meter Reading (dBm)	Det	86408 (dB/m)	Gain/Loss (dB)	Conversion Factor (dB)	Corrected Reading EIRP	Avg Limit (dBm)	RMS Margin (dB)	Peak Limit (dBm)	PK Margin (dB)	Azimuth (Degs)	Height (cm)	Polarity
1	5.92498	-76.56	Pk	35.1	-8.9	11.8	-38.56	-	-	-7	-31.56	287	252	V
2	5.90322	-73.48	Pk	35.1	-8.9	11.8	-35.48	-	-	-7	-28.48	287	252	V
3	5.92498	-86.76	RMS	35.1	-8.9	11.8	-48.76	-27	-21.76	-	-	287	252	V
4	5.75995	-83.42	RMS	34.8	-9.2	11.8	-46.02	-27	-19.02	-	-	287	252	V

Pk - Peak detector
RMS - RMS detection

UL LLC
12 Laboratory Drive, Research Triangle Park, NC 27709; USA TEL:(919)549-1400
This report shall not be reproduced except in full, without the written approval of UL LLC

HARMONICS AND SPURIOUS EMISSIONS

LOW

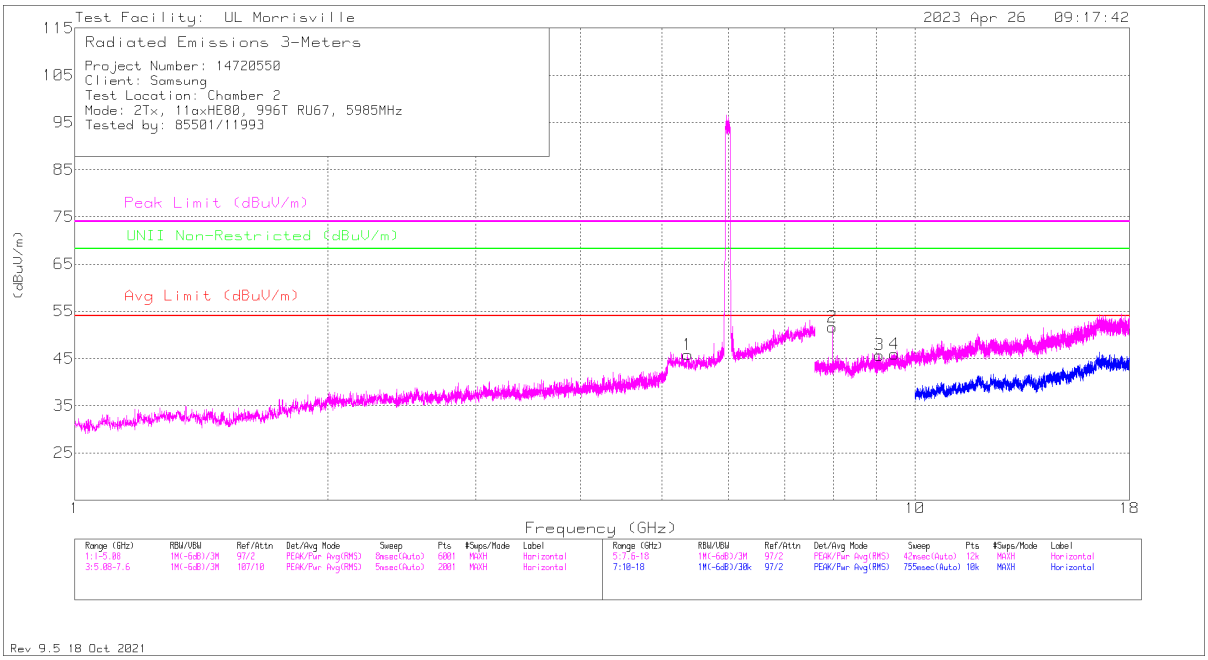

HORIZONTAL

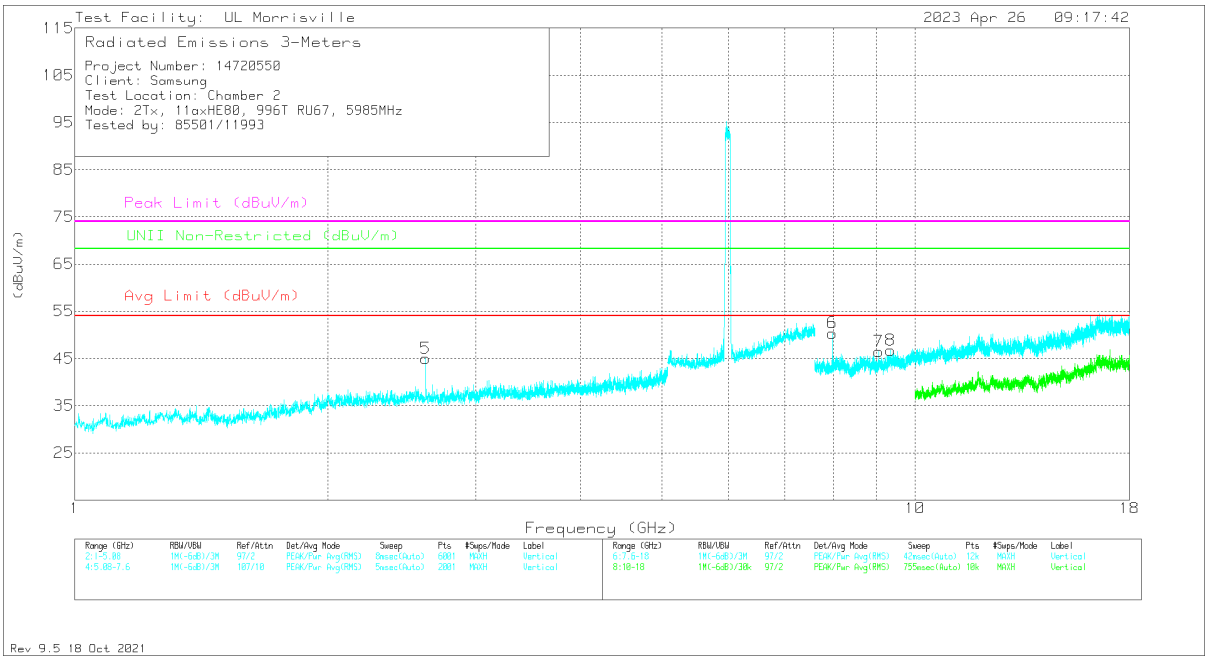

VERTICAL

UL LLC
12 Laboratory Drive, Research Triangle Park, NC 27709; USA TEL:(919)549-1400
This report shall not be reproduced except in full, without the written approval of UL LLC

RADIATED EMISSIONS

Marker	Frequency (GHz)	Meter Reading (dBuV)	Det	88761 (dB/m)	Gain/Loss (dB)	Filter (dB)	Corrected Reading (dBuV/m)	Avg Limit (dBuV/m)	Margin (dB)	Peak Limit (dBuV/m)	PK Margin (dB)	UNII Non-Restricted (dBuV/m)	PK Margin (dB)	Azimuth (Degs)	Height (cm)	Polarity
5	** 2.61704	46.38	Pk	32.1	-33.5	0	44.98	54	-9.02	-	-	68.2	-23.22	0-360	200	V
1	* ** 5.36728	34.65	Pk	34.3	-23.1	0	45.85	-	-	74	-28.15	-	-	0-360	200	H
3	* ** 9.06987	35.34	Pk	36.1	-26	.3	45.74	54	-8.26	74	-28.26	-	-	0-360	101	H
4	* ** 9.45813	35.84	Pk	36.6	-26.8	.3	45.94	54	-8.06	74	-28.06	-	-	0-360	199	H
7	* ** 9.05513	36.25	Pk	36.1	-26.3	.4	46.45	54	-7.55	74	-27.55	-	-	0-360	101	V
8	* ** 9.35587	35.81	Pk	36.6	-26	.3	46.71	54	-7.29	74	-27.29	-	-	0-360	199	V
2	7.97997	41.67	PK-U	35.8	-27.5	.7	50.67	-	-	-	-	68.2	-17.53	281	126	H
	7.98	36.9	ADR	35.8	-27.5	.7	45.9	54	-8.1	-	-	-	-	281	126	H
6	7.97996	42.53	PK-U	35.8	-27.5	.7	51.53	-	-	-	-	68.2	-16.67	210	183	V
	7.97996	38.02	ADR	35.8	-27.5	.7	47.02	54	-6.98	-	-	-	-	210	183	V

* - indicates frequency in CFR47 Pt 15 / IC RSS-Restricted Band
** - indicates frequency in Taiwan NCC LP0002 Restricted Band
Pk - Peak detector
PK-U - Maximum Peak
ADR - RMS average

UL LLC
12 Laboratory Drive, Research Triangle Park, NC 27709; USA TEL:(919)549-1400
This report shall not be reproduced except in full, without the written approval of UL LLC

MID

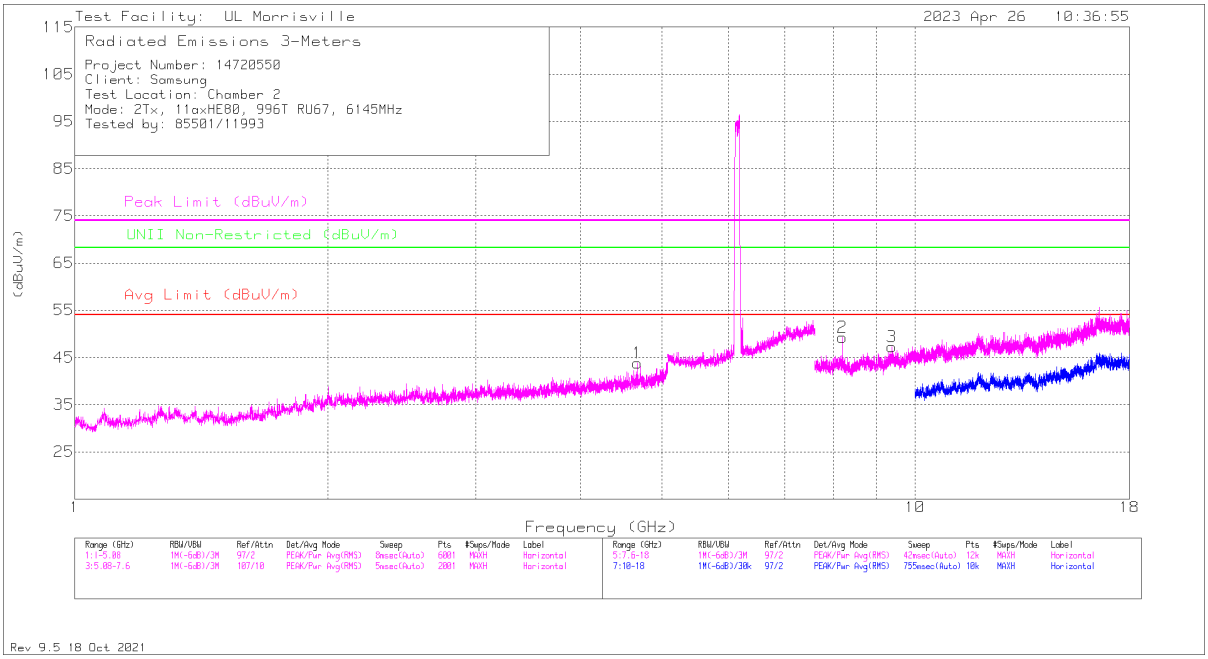

HORIZONTAL

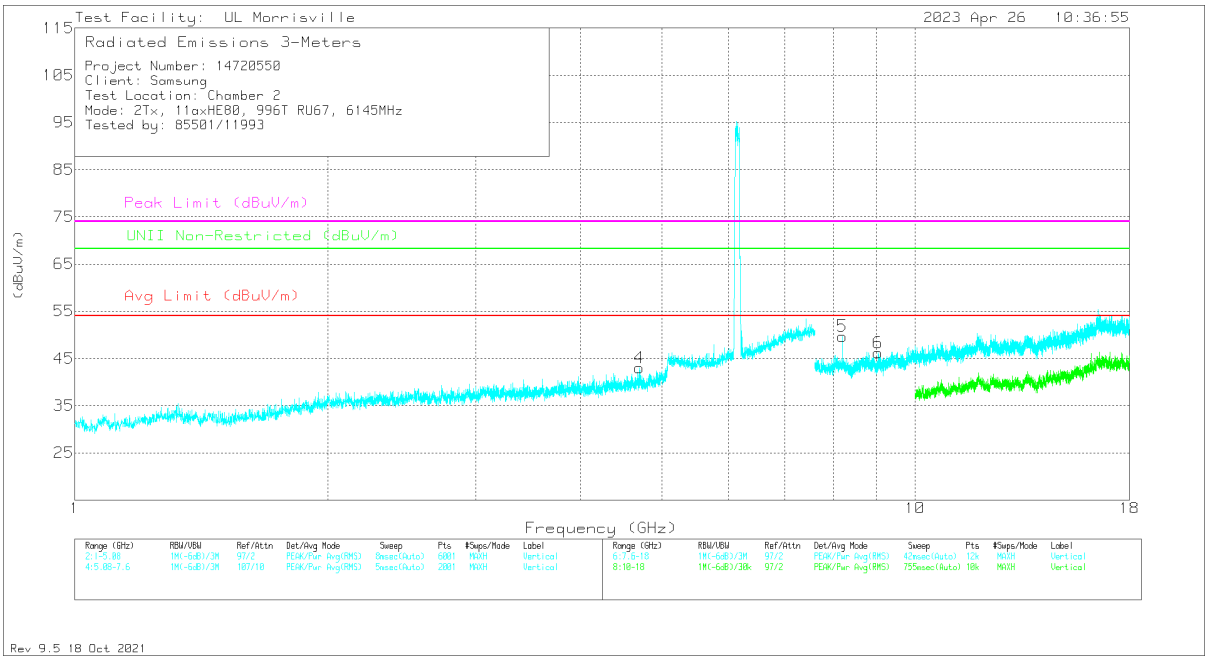

VERTICAL

UL LLC
12 Laboratory Drive, Research Triangle Park, NC 27709; USA TEL:(919)549-1400

This report shall not be reproduced except in full, without the written approval of UL LLC

RADIATED EMISSIONS

Marker	Frequency (GHz)	Meter Reading (dBuV)	Det	88761 (dB/m)	Gain/Loss (dB)	Filter (dB)	Corrected Reading (dBuV/m)	Avg Limit (dBuV/m)	Margin (dB)	Peak Limit (dBuV/m)	PK Margin (dB)	UNII Non-Restricted (dBuV/m)	PK Margin (dB)	Azimuth (Degs)	Height (cm)	Polarity
1	* ** 4.67472	40.16	Pk	34.1	-30.5	0	43.76	54	-10.24	74	-30.24	-	-	0-360	101	H
4	* ** 4.70056	39.21	Pk	34	-30.2	0	43.01	54	-10.99	74	-30.99	-	-	0-360	101	V
2	* ** 8.19334	43.85	PK-U	35.7	-27.2	.9	53.25	-	-	74	-20.75	-	-	136	102	H
	* ** 8.19329	40	ADR	35.7	-27.2	.9	49.4	54	-4.6	-	-	-	-	136	102	H
5	* ** 8.19337	43.47	PK-U	35.7	-27.2	.9	52.87	-	-	74	-21.13	-	-	220	167	V
	* ** 8.19331	39.46	ADR	35.7	-27.2	.9	48.86	54	-5.14	-	-	-	-	220	167	V
6	* ** 9.03347	36.36	Pk	36.1	-26.8	.5	46.16	54	-7.84	74	-27.84	-	-	0-360	200	V
3	* ** 9.394	36.15	Pk	36.6	-26	.5	47.25	54	-6.75	74	-26.75	-	-	0-360	200	H

* - indicates frequency in CFR47 Pt 15 / IC RSS-Restricted Band
** - indicates frequency in Taiwan NCC LP0002 Restricted Band
Pk - Peak detector
PK-U - Maximum Peak
ADR - RMS average

UL LLC
12 Laboratory Drive, Research Triangle Park, NC 27709; USA TEL:(919)549-1400
This report shall not be reproduced except in full, without the written approval of UL LLC

HIGH

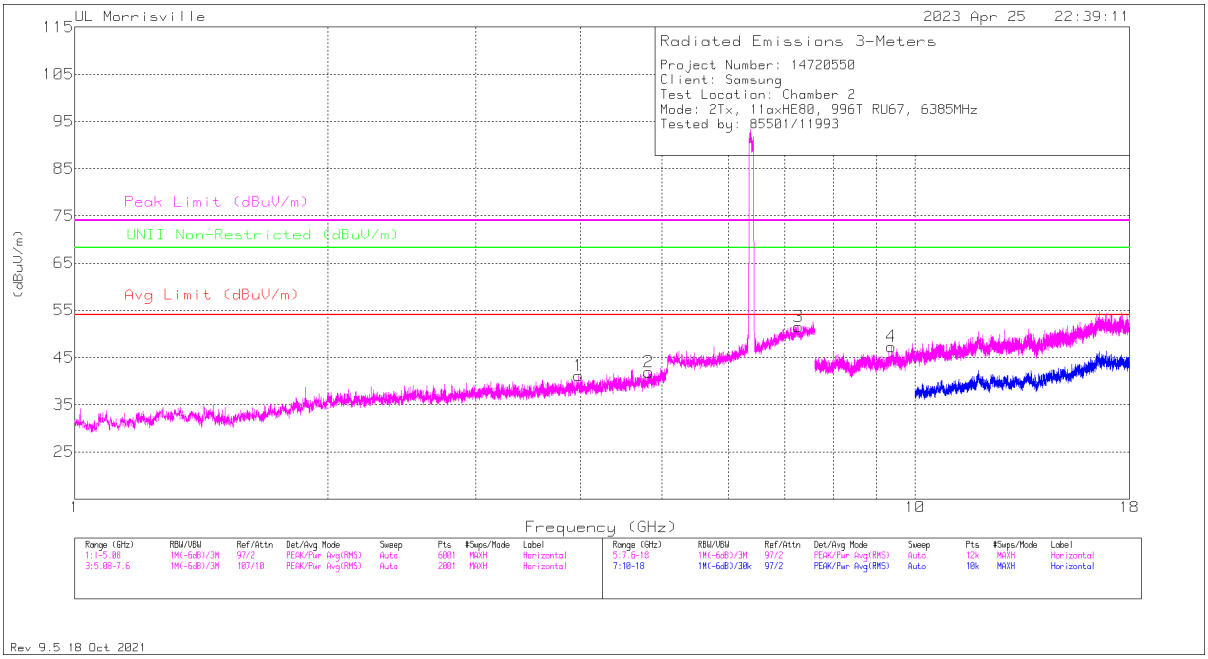

HORIZONTAL

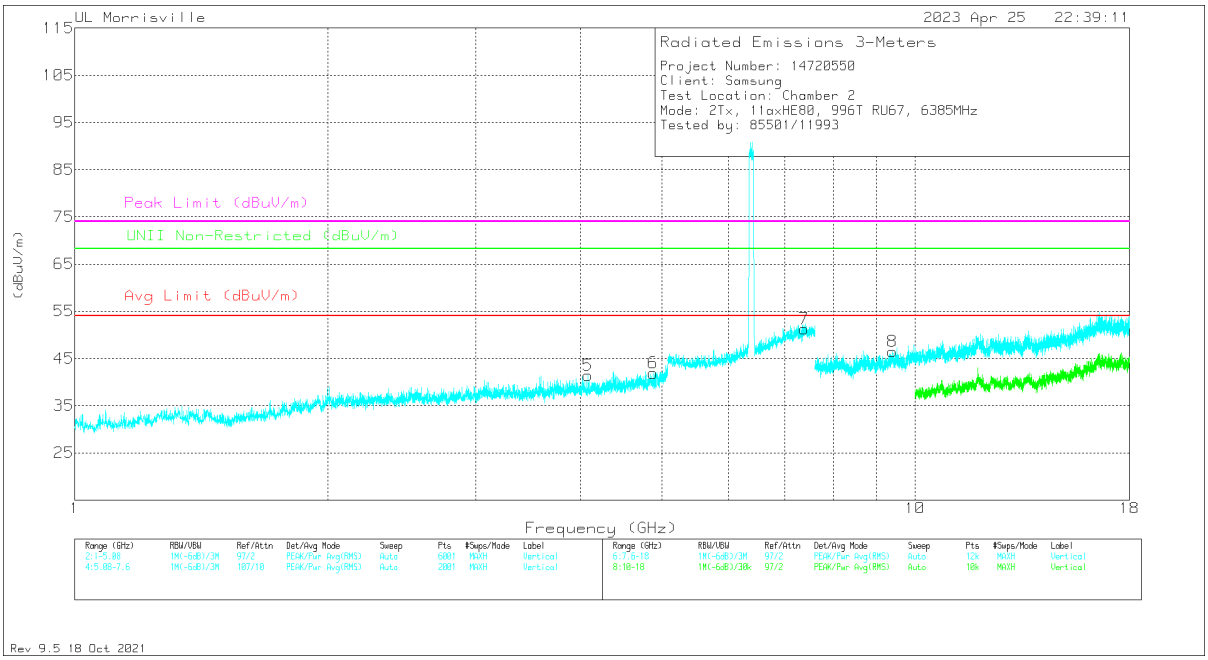

VERTICAL

UL LLC
12 Laboratory Drive, Research Triangle Park, NC 27709; USA TEL:(919)549-1400

This report shall not be reproduced except in full, without the written approval of UL LLC

RADIATED EMISSIONS

Marker	Frequency (GHz)	Meter Reading (dBuV)	Det	88761 (dB/m)	Gain/Loss (dB)	Filter (dB)	Corrected Reading (dBuV/m)	Avg Limit (dBuV/m)	Margin (dB)	Peak Limit (dBuV/m)	PK Margin (dB)	UNII Non-Restricted (dBuV/m)	PK Margin (dB)	Azimuth (Degs)	Height (cm)	Polarity
1	* ** 3.97908	39.31	Pk	33.3	-31.5	0	41.11	54	-12.89	74	-32.89	-	-	0-360	200	H
2	* ** 4.81956	38.09	Pk	34	-30.2	0	41.89	54	-12.11	74	-32.11	-	-	0-360	200	H
5	* ** 4.07972	39.98	Pk	33.4	-32	0	41.38	54	-12.62	74	-32.62	-	-	0-360	101	V
6	* ** 4.87668	38.39	Pk	34	-30.5	0	41.89	54	-12.11	74	-32.11	-	-	0-360	101	V
3	* ** 7.26893	35.3	PK-U	35.6	-18.2	0	52.7	-	-	74	-21.3	-	-	238	264	H
	* ** 7.26817	23.66	ADR	35.6	-18.2	0	41.06	54	-12.94	-	-	-	-	238	264	H
7	* ** 7.37983	34.81	PK-U	35.6	-17.7	0	52.71	-	-	74	-21.29	-	-	282	239	V
	* ** 7.37667	23.34	ADR	35.6	-17.7	0	41.24	54	-12.76	-	-	-	-	282	239	V
4	* ** 9.36627	36.13	Pk	36.6	-25.8	.4	47.33	54	-6.67	74	-26.67	-	-	0-360	101	H
8	* ** 9.40613	35.54	Pk	36.6	-26.1	.4	46.44	54	-7.56	74	-27.56	-	-	0-360	101	V

* - indicates frequency in CFR47 Pt 15 / IC RSS-Restricted Band
** - indicates frequency in Taiwan NCC LP0002 Restricted Band
Pk - Peak detector
PK-U - Maximum Peak
ADR - RMS average

UL LLC
12 Laboratory Drive, Research Triangle Park, NC 27709; USA TEL:(919)549-1400
This report shall not be reproduced except in full, without the written approval of UL LLC

10.1.5. TX ABOVE 1 GHz 802.11ax HE160 MODE IN THE UNII-5 BAND

2TX CHAIN 0 + CHAIN 1 OFDMA MODE: 2x 996T

BANDEDGE (LOW CHANNEL)

HORIZONTAL RESULT

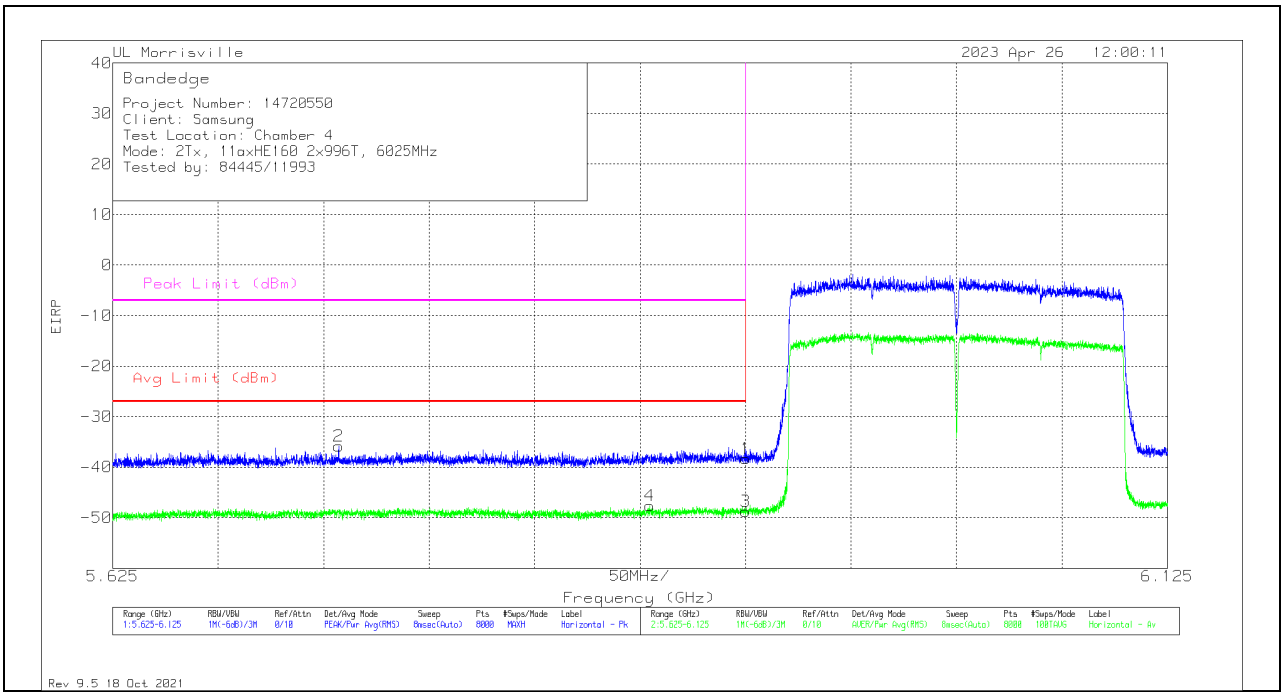

Marker	Frequency (GHz)	Meter Reading (dBm)	Det	86408 (dB/m)	Gain/Loss (dB)	Conversion Factor (dB)	Corrected Reading EIRP	Avg Limit (dBm)	RMS Margin (dB)	Peak Limit (dBm)	PK Margin (dB)	Azimuth (Degs)	Height (cm)	Polarity
1	5.92498	-76.31	Pk	35.1	-8.9	11.8	-38.31	-	-	-7	-31.31	321	151	H
2	5.73208	-73.37	Pk	34.8	-9.1	11.8	-35.87	-	-	-7	-28.87	321	151	H
3	5.92498	-86.69	RMS	35.1	-8.9	11.8	-48.69	-27	-21.69	-	-	321	151	H
4	5.8796	-85.43	RMS	35	-9	11.8	-47.63	-27	-20.63	-	-	321	151	H

Pk - Peak detector
RMS - RMS detection

UL LLC
12 Laboratory Drive, Research Triangle Park, NC 27709; USA TEL:(919)549-1400
This report shall not be reproduced except in full, without the written approval of UL LLC

VERTICAL RESULT

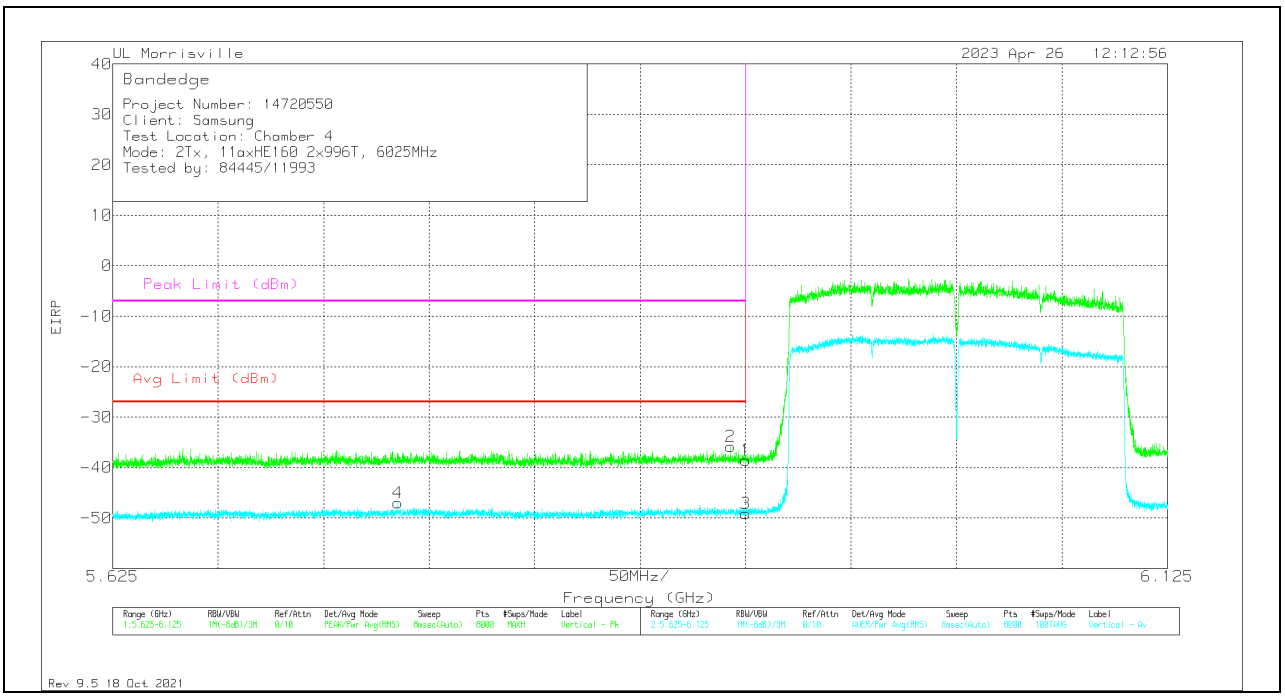

Marker	Frequency (GHz)	Meter Reading (dBm)	Det	86408 (dB/m)	Gain/Loss (dB)	Conversion Factor (dB)	Corrected Reading EIRP	Avg Limit (dBm)	RMS Margin (dB)	Peak Limit (dBm)	PK Margin (dB)	Azimuth (Degs)	Height (cm)	Polarity
1	5.92498	-76.57	Pk	35.1	-8.9	11.8	-38.57	-	-	-7	-31.57	308	181	V
2	5.91791	-73.75	Pk	35.1	-9	11.8	-35.85	-	-	-7	-28.85	308	181	V
3	5.92498	-87.11	RMS	35.1	-8.9	11.8	-49.11	-27	-22.11	-	-	308	181	V
4	5.76008	-84.45	RMS	34.8	-9.2	11.8	-47.05	-27	-20.05	-	-	308	181	V

Pk - Peak detector
RMS - RMS detection

UL LLC
12 Laboratory Drive, Research Triangle Park, NC 27709; USA TEL:(919)549-1400
This report shall not be reproduced except in full, without the written approval of UL LLC

10.1.6. TX ABOVE 1 GHz 802.11ax HE20 MODE IN THE UNII-6 BAND

2TX CHAIN 0 + CHAIN 1 OFDMA MODE: 106T

HARMONICS AND SPURIOUS EMISSIONS

LOW

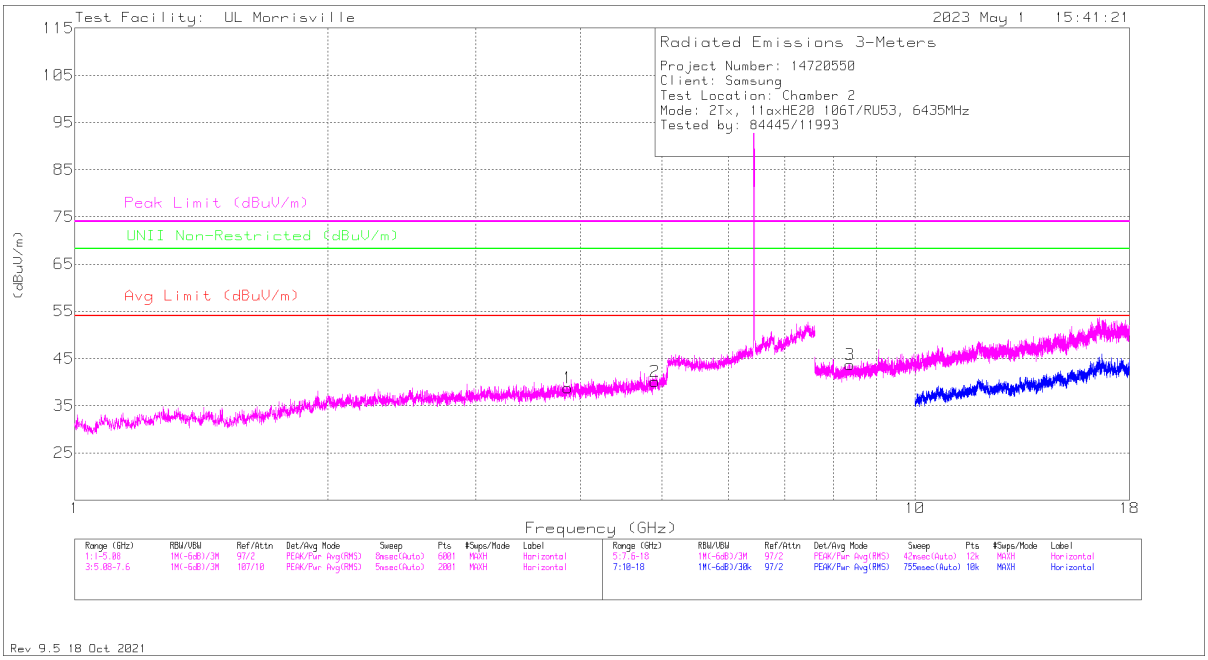

HORIZONTAL

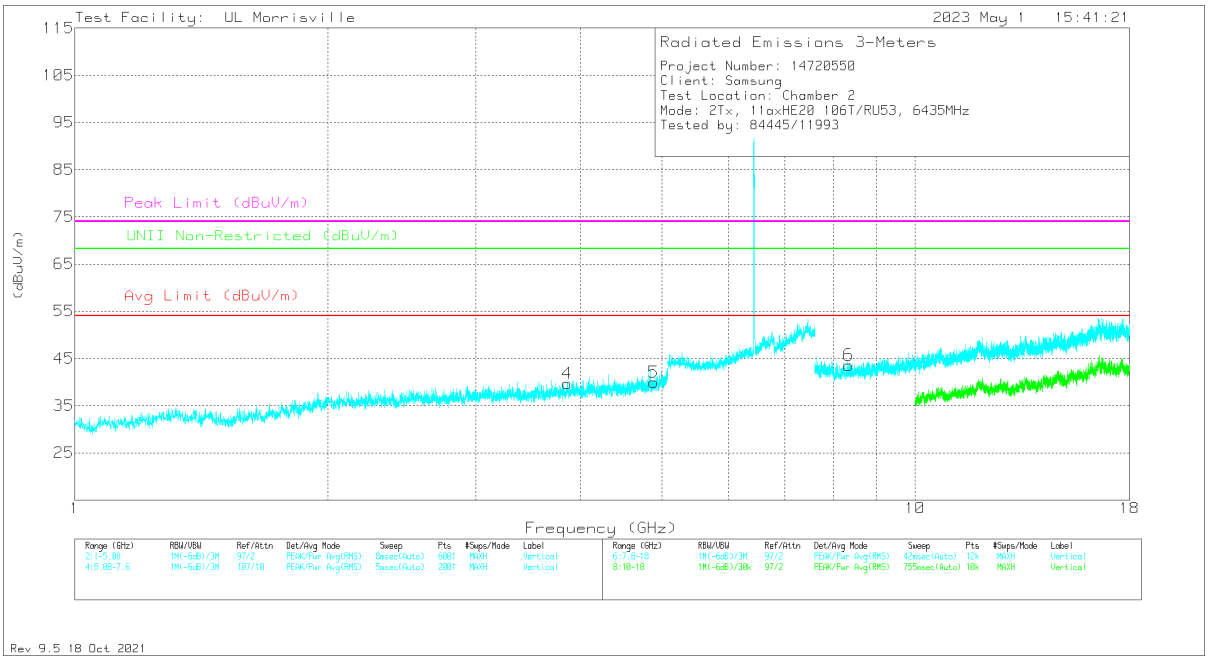

VERTICAL

UL LLC
12 Laboratory Drive, Research Triangle Park, NC 27709; USA TEL:(919)549-1400
This report shall not be reproduced except in full, without the written approval of UL LLC

RADIATED EMISSIONS

Marker	Frequency (GHz)	Meter Reading (dBuV)	Det	88761 (dB/m)	Gain/Loss (dB)	Filter (dB)	Corrected Reading (dBuV/m)	Avg Limit (dBuV/m)	Margin (dB)	Peak Limit (dBuV/m)	PK Margin (dB)	UNII Non-Restricted (dBuV/m)	PK Margin (dB)	Azimuth (Degs)	Height (cm)	Polarity
1	* ** 3.86144	37.36	Pk	33.4	-32	0	38.76	54	-15.24	74	-35.24	-	-	0-360	101	H
2	* ** 4.90116	35.82	Pk	34	-29.7	0	40.12	54	-13.88	74	-33.88	-	-	0-360	200	H
4	* ** 3.85532	38.33	Pk	33.4	-32	0	39.73	54	-14.27	74	-34.27	-	-	0-360	101	V
5	* ** 4.8862	36.2	Pk	34	-30.2	0	40	54	-14	74	-34	-	-	0-360	101	V
6	* ** 8.34187	34.11	Pk	35.8	-26.8	.5	43.61	54	-10.39	74	-30.39	-	-	0-360	200	V
3	* ** 8.36267	34.38	Pk	35.8	-27	.5	43.68	54	-10.32	74	-30.32	-	-	0-360	101	H

* - indicates frequency in CFR47 Pt 15 / IC RSS-Restricted Band
** - indicates frequency in Taiwan NCC LP0002 Restricted Band
Pk - Peak detector

UL LLC
12 Laboratory Drive, Research Triangle Park, NC 27709; USA TEL:(919)549-1400
This report shall not be reproduced except in full, without the written approval of UL LLC

MID

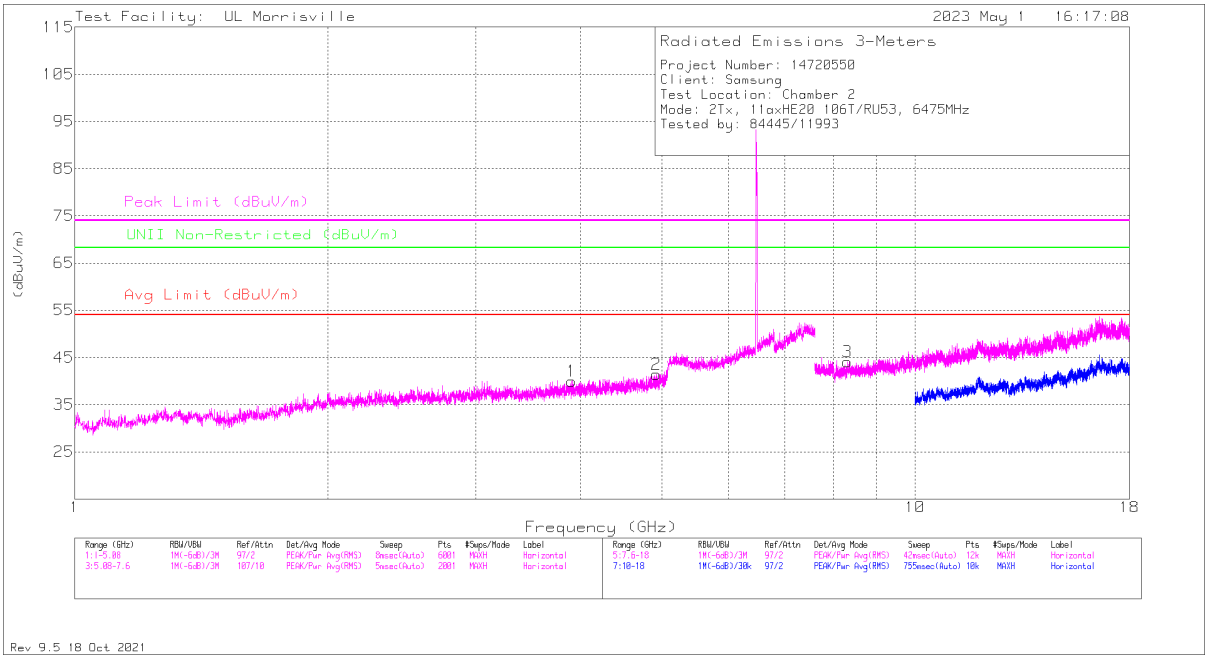

HORIZONTAL

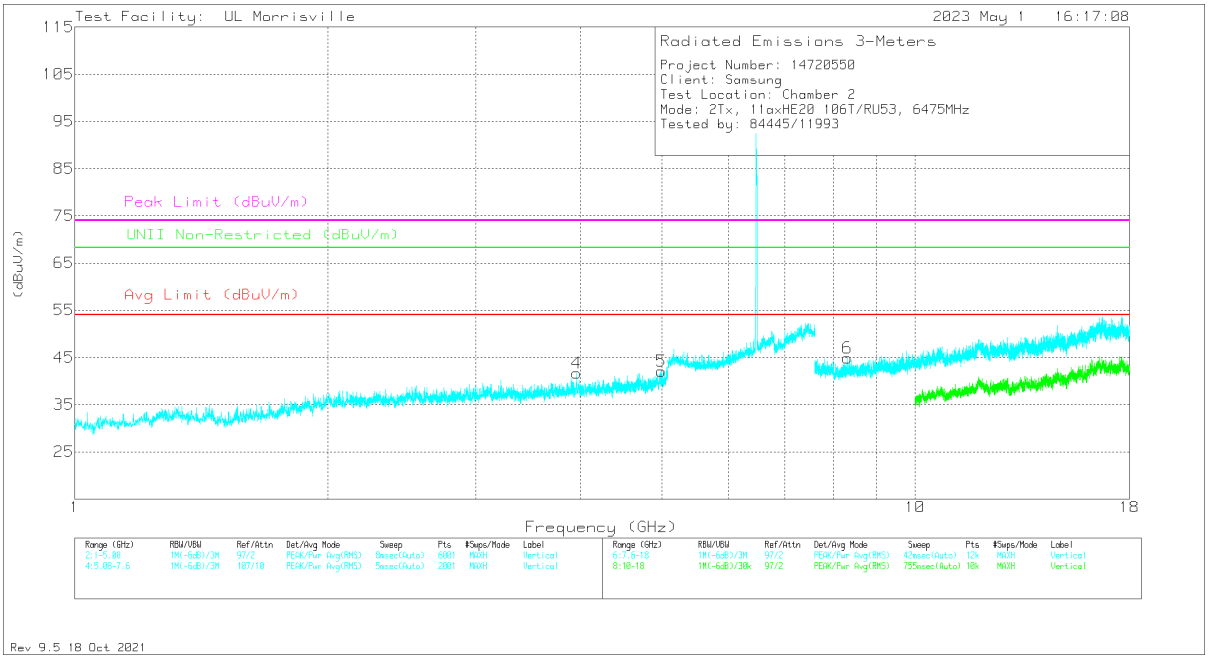

VERTICAL

UL LLC
12 Laboratory Drive, Research Triangle Park, NC 27709; USA TEL:(919)549-1400

This report shall not be reproduced except in full, without the written approval of UL LLC

RADIATED EMISSIONS

Marker	Frequency (GHz)	Meter Reading (dBuV)	Det	88761 (dB/m)	Gain/Loss (dB)	Filter (dB)	Corrected Reading (dBuV/m)	Avg Limit (dBuV/m)	Margin (dB)	Peak Limit (dBuV/m)	PK Margin (dB)	UNII Non-Restricted (dBuV/m)	PK Margin (dB)	Azimuth (Degs)	Height (cm)	Polarity
1	* ** 3.90428	38.48	Pk	33.4	-31.9	0	39.98	54	-14.02	74	-34.02	-	-	0-360	101	H
2	* ** 4.92088	36.94	Pk	34	-29.5	0	41.44	54	-12.56	74	-32.56	-	-	0-360	101	H
4	* ** 3.95528	39.54	Pk	33.4	-31.3	0	41.64	54	-12.36	74	-32.36	-	-	0-360	101	V
5	* ** 4.98548	37.36	Pk	34	-29.3	0	42.06	54	-11.94	74	-31.94	-	-	0-360	199	V
6	* ** 8.30807	35.21	Pk	35.7	-26.7	.7	44.91	54	-9.09	74	-29.09	-	-	0-360	200	V
3	* ** 8.31587	34.46	Pk	35.7	-26.8	.7	44.06	54	-9.94	74	-29.94	-	-	0-360	200	H

* - indicates frequency in CFR47 Pt 15 / IC RSS-Restricted Band
** - indicates frequency in Taiwan NCC LP0002 Restricted Band
Pk - Peak detector

UL LLC
12 Laboratory Drive, Research Triangle Park, NC 27709; USA TEL:(919)549-1400
This report shall not be reproduced except in full, without the written approval of UL LLC

HIGH

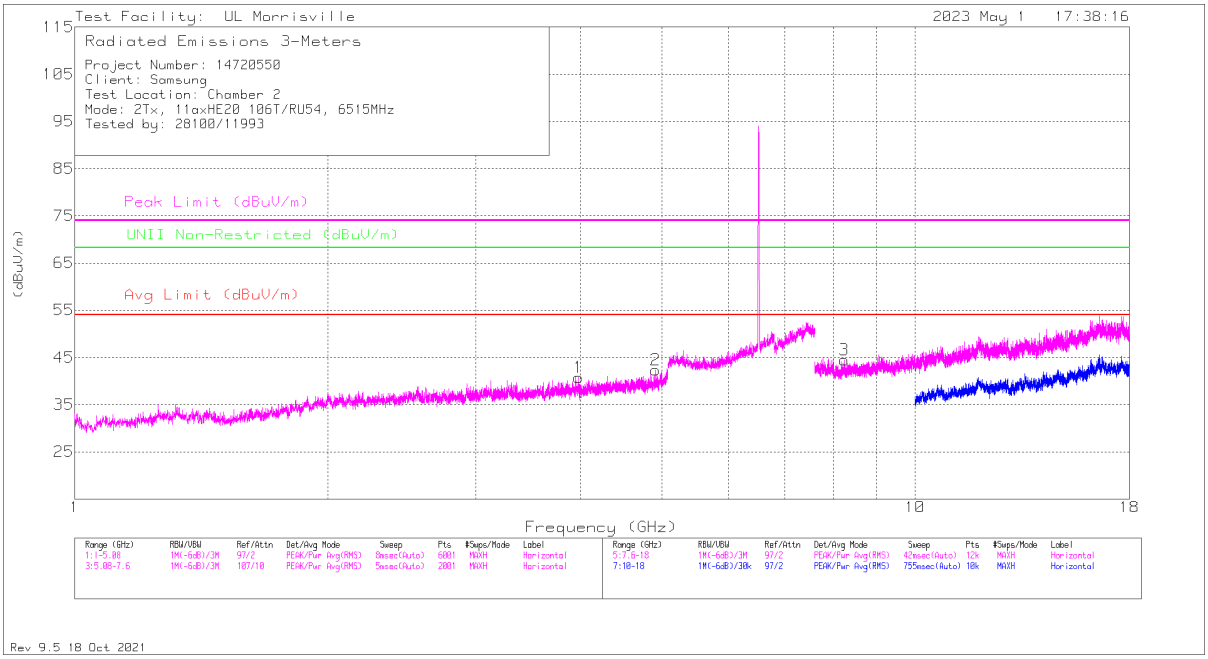

HORIZONTAL

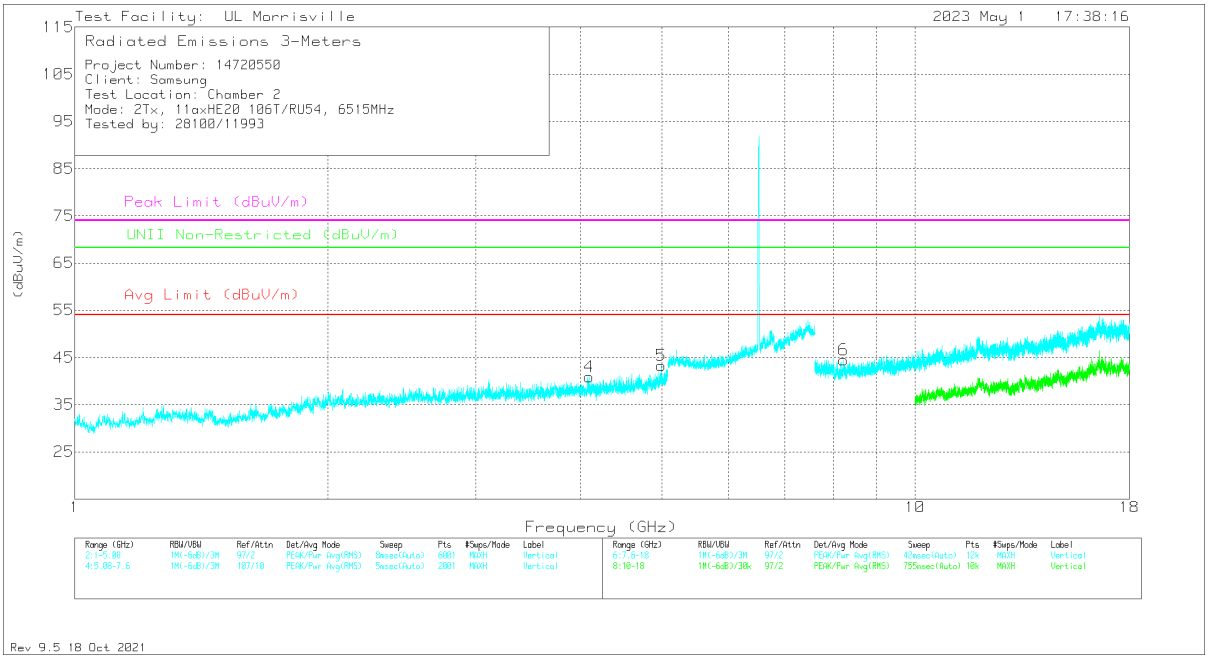

VERTICAL

UL LLC
12 Laboratory Drive, Research Triangle Park, NC 27709; USA TEL:(919)549-1400
This report shall not be reproduced except in full, without the written approval of UL LLC

RADIATED EMISSIONS

Marker	Frequency (GHz)	Meter Reading (dBuV)	Det	88761 (dB/m)	Gain/Loss (dB)	Filter (dB)	Corrected Reading (dBuV/m)	Avg Limit (dBuV/m)	Margin (dB)	Peak Limit (dBuV/m)	PK Margin (dB)	UNII Non-Restricted (dBuV/m)	PK Margin (dB)	Azimuth (Degs)	Height (cm)	Polarity
1	* ** 3.9784	38.81	Pk	33.3	-31.4	0	40.71	54	-13.29	74	-33.29	-	-	0-360	199	H
2	* ** 4.9168	37.9	Pk	34	-29.6	0	42.3	54	-11.7	74	-31.7	-	-	0-360	101	H
4	* ** 4.09332	39.13	Pk	33.4	-31.6	0	40.93	54	-13.07	74	-33.07	-	-	0-360	101	V
5	* ** 4.98888	38.58	Pk	34	-29.3	0	43.28	54	-10.72	74	-30.72	-	-	0-360	101	V
6	* ** 8.2266	34.97	Pk	35.8	-26.9	.6	44.47	54	-9.53	74	-29.53	-	-	0-360	101	V
3	* ** 8.23787	35.42	Pk	35.8	-27.4	.6	44.42	54	-9.58	74	-29.58	-	-	0-360	101	H

* - indicates frequency in CFR47 Pt 15 / IC RSS-Restricted Band
** - indicates frequency in Taiwan NCC LP0002 Restricted Band
Pk - Peak detector

UL LLC
12 Laboratory Drive, Research Triangle Park, NC 27709; USA TEL:(919)549-1400
This report shall not be reproduced except in full, without the written approval of UL LLC

10.1.7. TX ABOVE 1 GHz 802.11ax HE80 MODE IN THE UNII-6 BAND

2TX CHAIN 0 + CHAIN 1 OFDMA MODE: 996T

HARMONICS AND SPURIOUS EMISSIONS

LOW

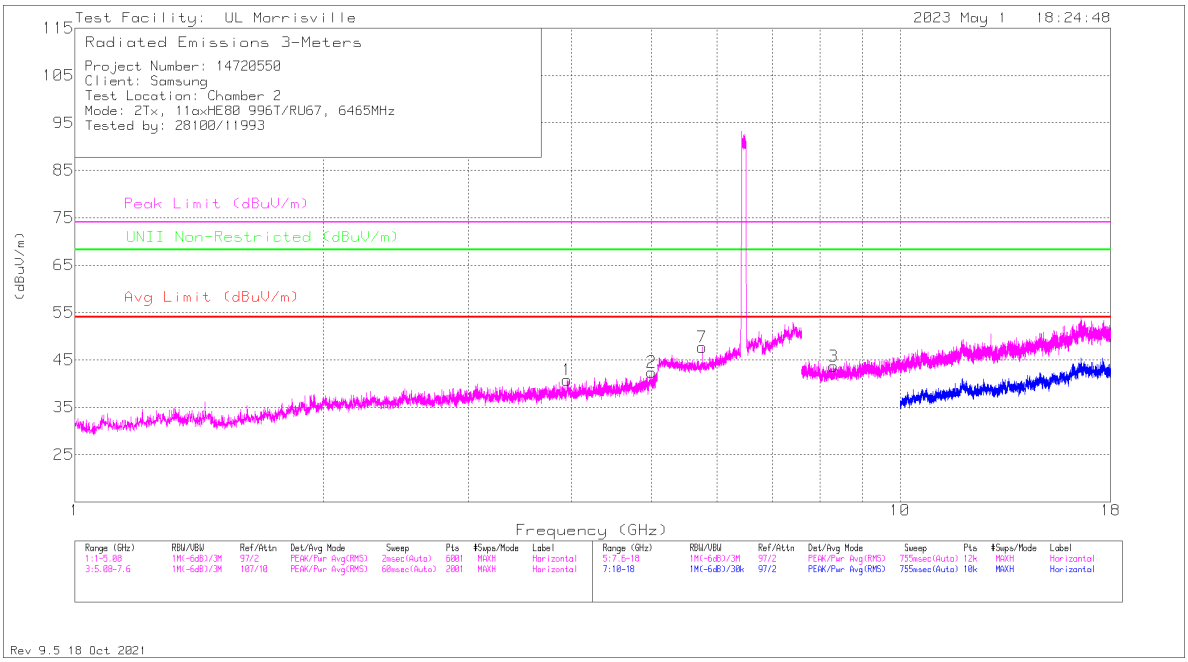

HORIZONTAL

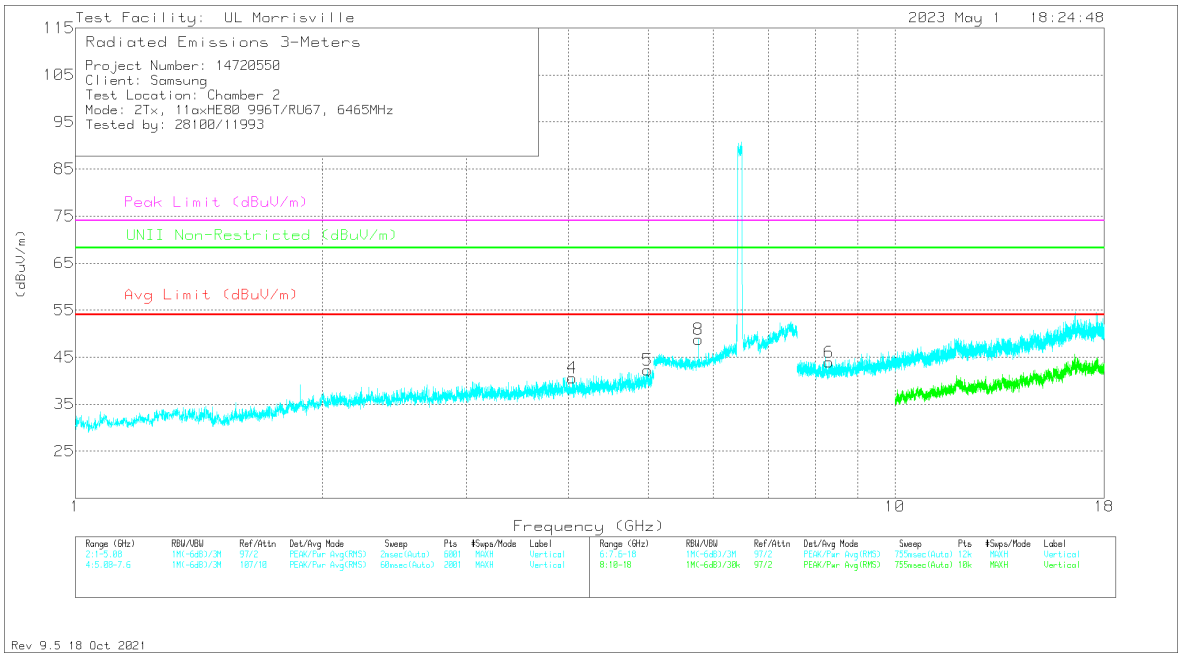

VERTICAL

UL LLC
12 Laboratory Drive, Research Triangle Park, NC 27709; USA TEL:(919)549-1400
This report shall not be reproduced except in full, without the written approval of UL LLC

RADIATED EMISSIONS

Marker	Frequency (GHz)	Meter Reading (dBuV)	Det	88761 (dB/m)	Gain/Loss (dB)	Filter (dB)	Corrected Reading (dBuV/m)	Avg Limit (dBuV/m)	Margin (dB)	Peak Limit (dBuV/m)	PK Margin (dB)	UNII Non-Restricted (dBuV/m)	PK Margin (dB)	Azimuth (Degs)	Height (cm)	Polarity
1	* ** 3.94712	38.77	Pk	33.4	-31.4	0	40.77	54	-13.23	74	-33.23	-	-	0-360	199	H
2	* ** 4.9984	37.78	Pk	34	-29.4	0	42.38	54	-11.62	74	-31.62	-	-	0-360	101	H
4	* ** 4.03824	39.49	Pk	33.3	-32.2	0	40.59	54	-13.41	74	-33.41	-	-	0-360	101	V
5	* ** 4.9916	37.57	Pk	34	-29.3	0	42.27	54	-11.73	74	-31.73	-	-	0-360	199	V
3	* ** 8.31153	33.94	Pk	35.7	-26.7	.7	43.64	54	-10.36	74	-30.36	-	-	0-360	199	H
6	* ** 8.3124	34.23	Pk	35.7	-26.7	.7	43.93	54	-10.07	74	-30.07	-	-	0-360	101	V
7	5.7604	36.18	Pk	34.6	-23.1	0	47.68	-	-	-	-	68.2	-20.52	0-360	101	H
8	5.7604	37.28	Pk	34.6	-23.1	0	48.78	-	-	-	-	68.2	-19.42	0-360	101	V

* - indicates frequency in CFR47 Pt 15 / IC RSS-Restricted Band
** - indicates frequency in Taiwan NCC LP0002 Restricted Band
Pk - Peak detector

UL LLC
12 Laboratory Drive, Research Triangle Park, NC 27709; USA TEL:(919)549-1400
This report shall not be reproduced except in full, without the written approval of UL LLC

HIGH

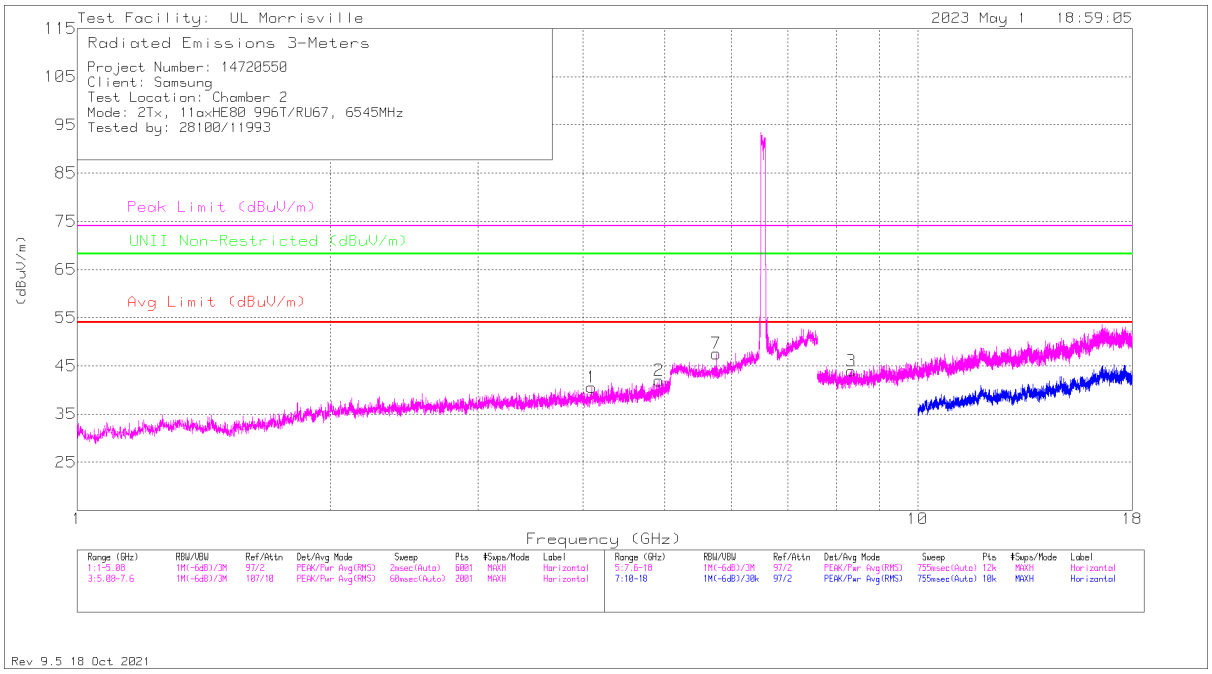

HORIZONTAL

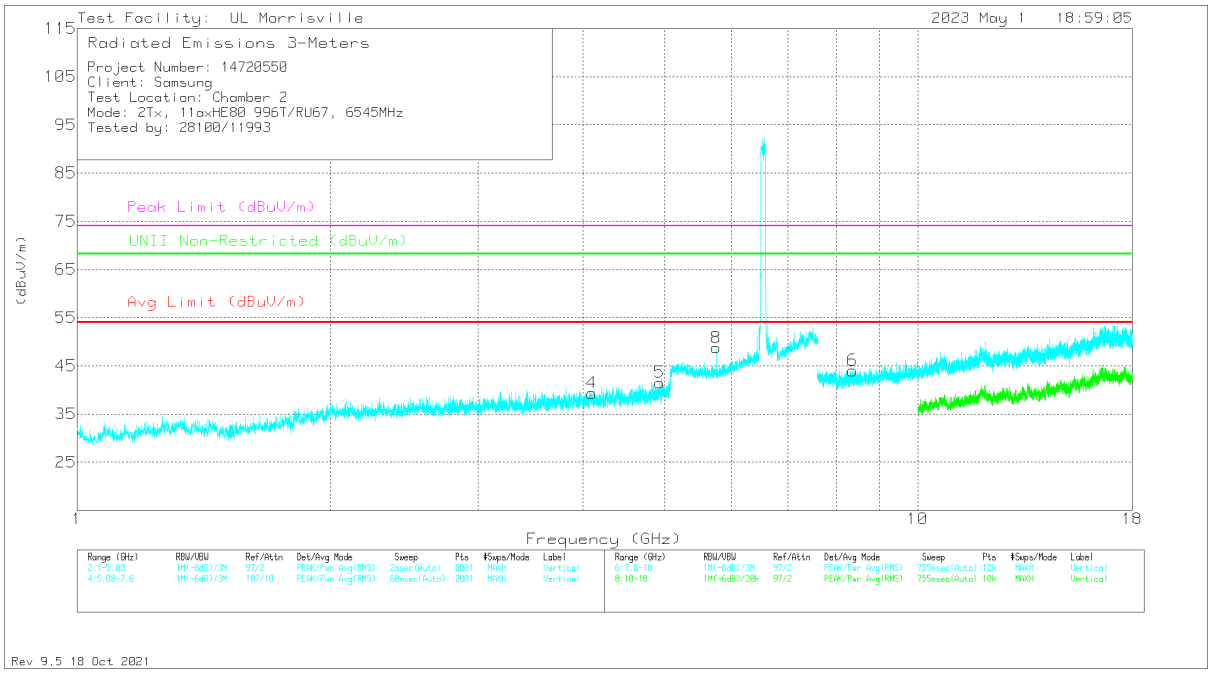

VERTICAL

UL LLC
12 Laboratory Drive, Research Triangle Park, NC 27709; USA TEL:(919)549-1400
This report shall not be reproduced except in full, without the written approval of UL LLC

RADIATED EMISSIONS

Marker	Frequency (GHz)	Meter Reading (dBuV)	Det	88761 (dB/m)	Gain/Loss (dB)	Filter (dB)	Corrected Reading (dBuV/m)	Avg Limit (dBuV/m)	Margin (dB)	Peak Limit (dBuV/m)	PK Margin (dB)	UNII Non-Restricted (dBuV/m)	PK Margin (dB)	Azimuth (Degs)	Height (cm)	Polarity
1	* ** 4.09196	38.72	Pk	33.4	-31.6	0	40.52	54	-13.48	74	-33.48	-	-	0-360	200	H
2	* ** 4.92156	37.44	Pk	34	-29.5	0	41.94	54	-12.06	74	-32.06	-	-	0-360	101	H
4	* ** 4.09264	37.52	Pk	33.4	-31.6	0	39.32	54	-14.68	74	-34.68	-	-	0-360	200	V
5	* ** 4.92904	36.82	Pk	33.9	-29.2	0	41.52	54	-12.48	74	-32.48	-	-	0-360	200	V
3	* ** 8.3384	34.44	Pk	35.8	-26.9	.6	43.94	54	-10.06	74	-30.06	-	-	0-360	101	H
6	* ** 8.36093	34.73	Pk	35.8	-27	.5	44.03	54	-9.97	74	-29.97	-	-	0-360	199	V
7	5.7604	36.03	Pk	34.6	-23.1	0	47.53	-	-	-	-	68.2	-20.67	0-360	199	H
8	5.7604	37.24	Pk	34.6	-23.1	0	48.74	-	-	-	-	68.2	-19.46	0-360	101	V

* - indicates frequency in CFR47 Pt 15 / IC RSS-Restricted Band
** - indicates frequency in Taiwan NCC LP0002 Restricted Band
Pk - Peak detector

UL LLC
12 Laboratory Drive, Research Triangle Park, NC 27709; USA TEL:(919)549-1400
This report shall not be reproduced except in full, without the written approval of UL LLC

10.1.8. TX ABOVE 1 GHz 802.11ax HE20 MODE IN THE UNII-7 BAND

2TX CHAIN 0 + CHAIN 1 OFDMA MODE: 26T

HARMONICS AND SPURIOUS EMISSIONS

LOW

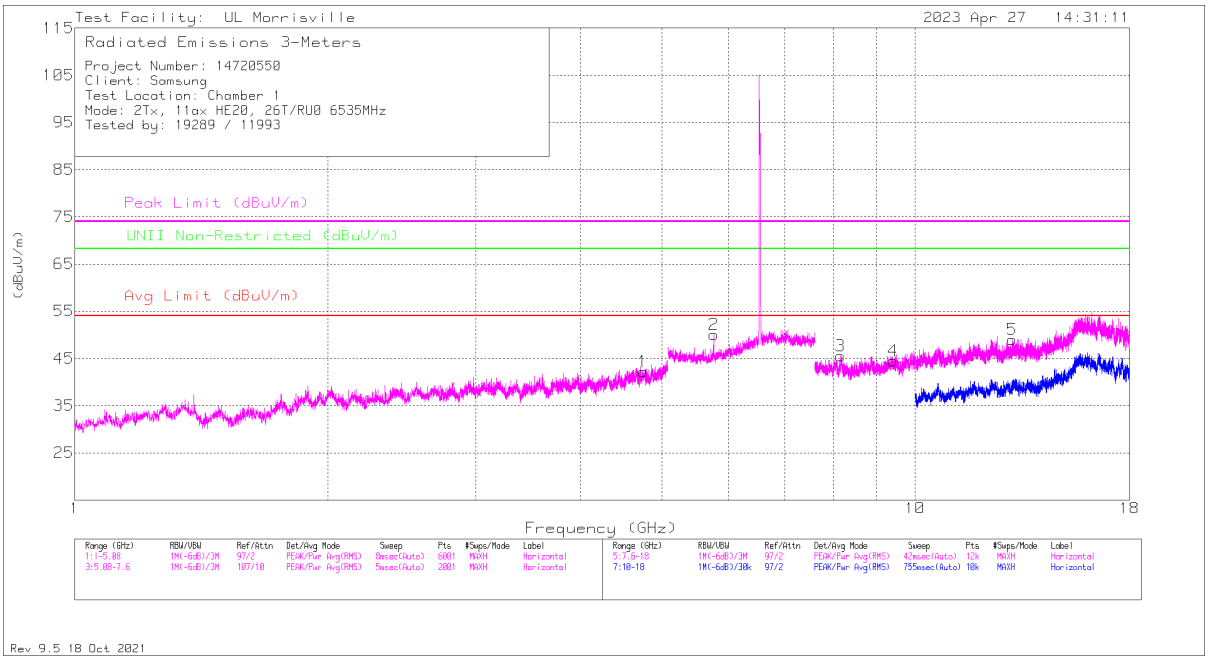

HORIZONTAL

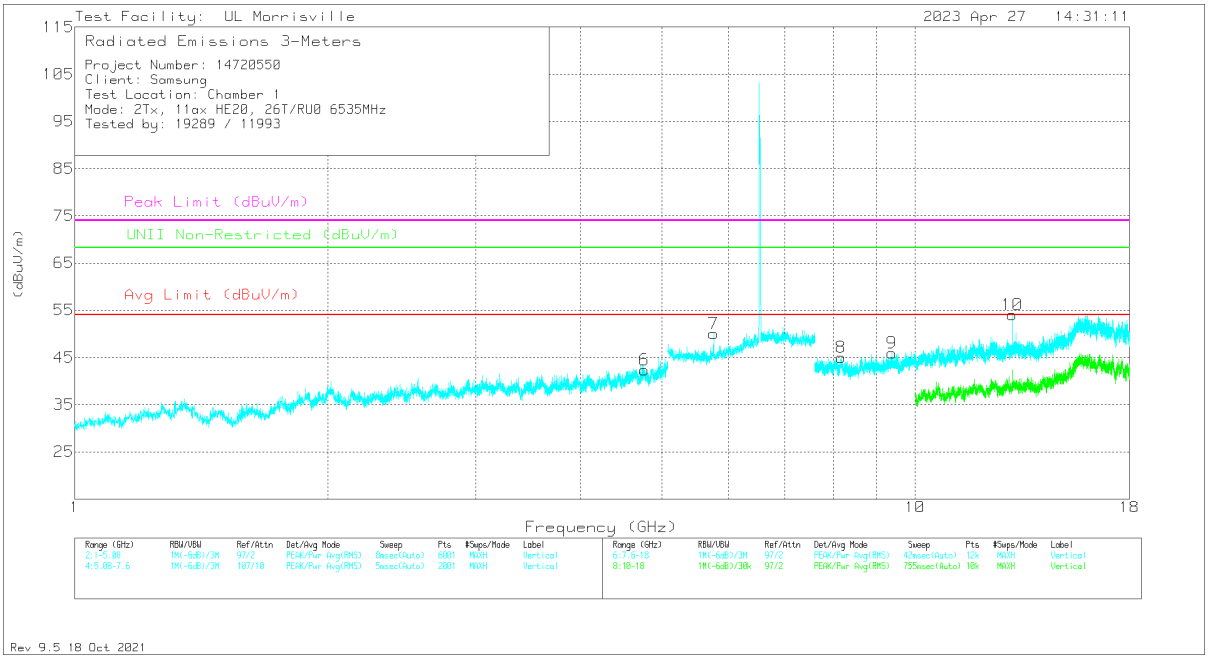

VERTICAL

UL LLC
12 Laboratory Drive, Research Triangle Park, NC 27709; USA TEL:(919)549-1400
This report shall not be reproduced except in full, without the written approval of UL LLC

RADIATED EMISSIONS

Marker	Frequency (GHz)	Meter Reading (dBuV)	Det	89509 (dB/m)	Gain/Loss (dB)	Filter (dB)	Corrected Reading (dBuV/m)	Avg Limit (dBuV/m)	Margin (dB)	Peak Limit (dBuV/m)	Margin (dB)	UNII Non-Restricted (dBuV/m)	Margin (dB)	Azimuth (Degs)	Height (cm)	Polarity
1	* ** 4.74748	39.17	Pk	34	-31	0	42.17	54	-11.83	74	-31.83	-	-	0-360	101	H
6	* ** 4.76176	39	Pk	34	-30.6	0	42.4	54	-11.6	74	-31.6	-	-	0-360	200	V
3	* ** 8.15813	38.59	Pk	35.8	-29.7	.9	45.59	54	-8.41	74	-28.41	-	-	0-360	200	H
8	* ** 8.1668	38.04	Pk	35.8	-29.7	.9	45.04	54	-8.96	74	-28.96	-	-	0-360	101	V
9	* ** 9.39487	38.62	Pk	36.6	-29.8	.5	45.92	54	-8.08	74	-28.08	-	-	0-360	101	V
4	* ** 9.42433	37.01	Pk	36.6	-29.5	.4	44.51	54	-9.49	74	-29.49	-	-	0-360	101	H
10	13.0522	43.15	Pk	39.1	-28.6	.4	54.05	-	-	-	-	68.2	-14.15	0-360	101	V
5	13.05264	38.05	Pk	39.1	-28.6	.4	48.95	-	-	-	-	68.2	-19.25	0-360	200	H
7	5.75914	37.4	Pk	34.7	-22	0	50.1	-	-	-	-	68.2	-18.1	0-360	200	V
2	5.7604	37.3	Pk	34.7	-22	0	50	-	-	-	-	68.2	-18.2	0-360	101	H

* - indicates frequency in CFR47 Pt 15 / IC RSS-Restricted Band
** - indicates frequency in Taiwan NCC LP0002 Restricted Band
Pk - Peak detector

UL LLC
12 Laboratory Drive, Research Triangle Park, NC 27709; USA TEL:(919)549-1400
This report shall not be reproduced except in full, without the written approval of UL LLC

MID

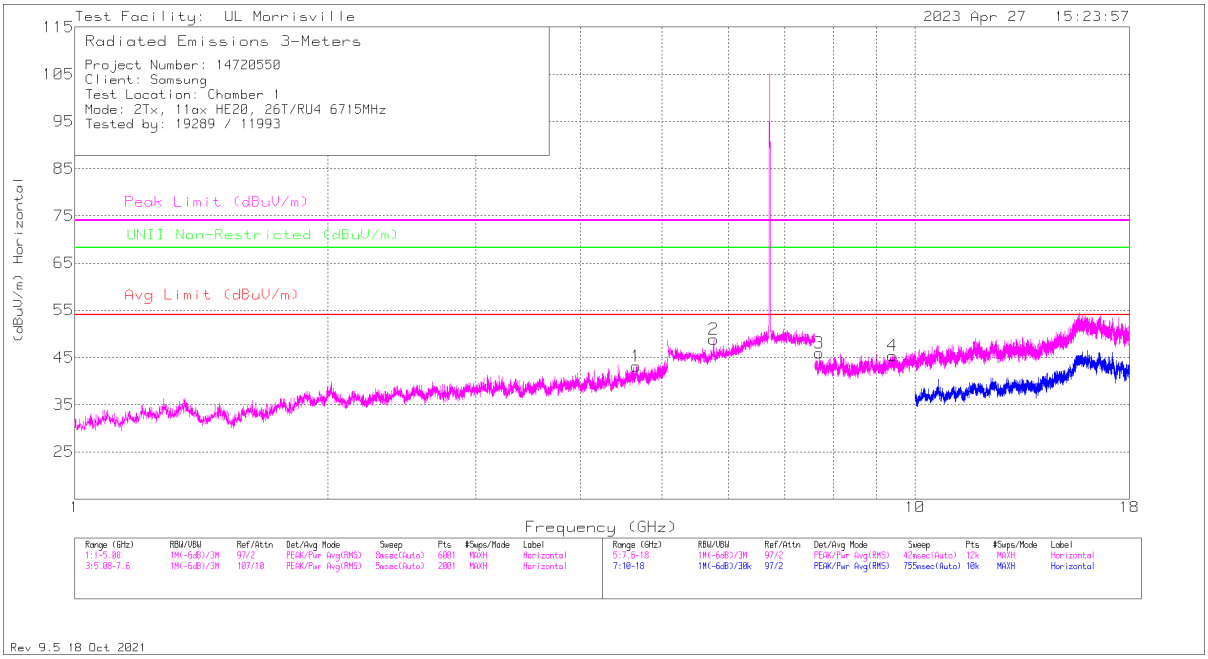

HORIZONTAL

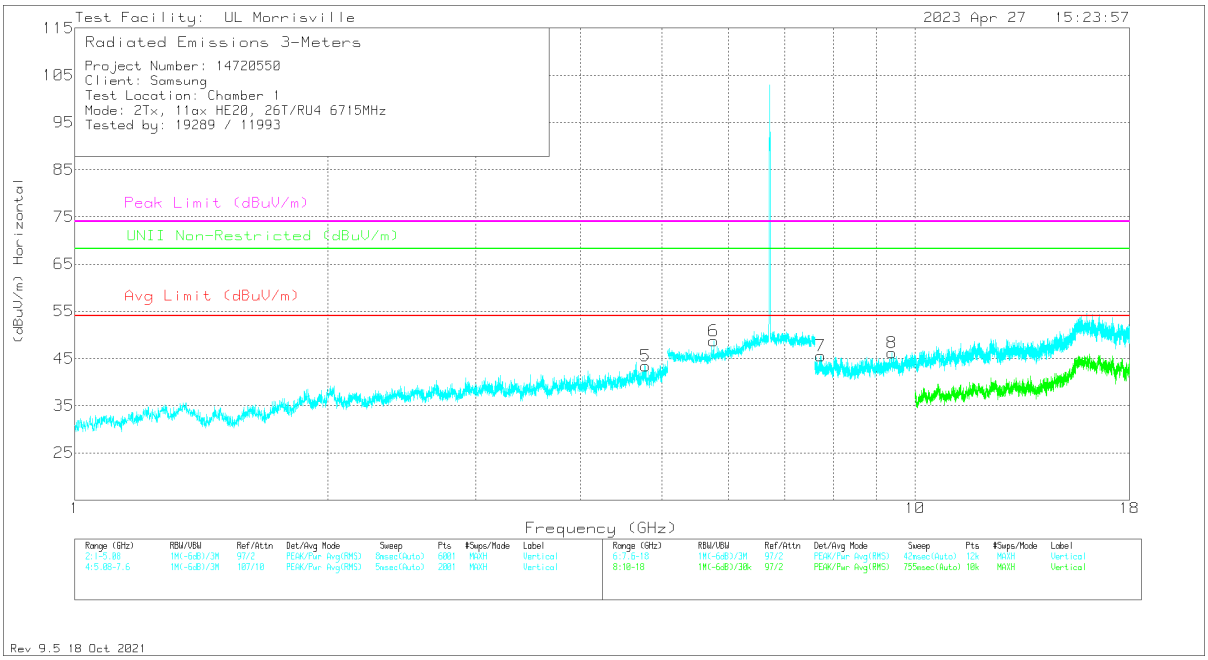

VERTICAL

UL LLC
12 Laboratory Drive, Research Triangle Park, NC 27709; USA TEL:(919)549-1400

This report shall not be reproduced except in full, without the written approval of UL LLC

RADIATED EMISSIONS

Marker	Frequency (GHz)	Meter Reading (dBuV)	Det	89509 (dB/m)	Gain/Loss (dB)	Filter (dB)	Corrected Reading (dBuV/m)	Avg Limit (dBuV/m)	Margin (dB)	Peak Limit (dBuV/m)	Margin (dB)	UNII Non-Restricted (dBuV/m)	Margin (dB)	Azimuth (Degs)	Height (cm)	Polarity
1	* ** 4.65976	39.09	Pk	34.1	-30.1	0	43.09	54	-10.91	74	-30.91	-	-	0-360	101	H
5	* ** 4.7808	39.77	Pk	34.1	-30.5	0	43.37	54	-10.63	74	-30.63	-	-	0-360	200	V
3	* ** 7.69447	39.09	Pk	35.7	-30.1	1.2	45.89	54	-8.11	74	-28.11	-	-	0-360	101	H
7	* ** 7.7248	39.12	Pk	35.7	-30.4	1.1	45.52	54	-8.48	74	-28.48	-	-	0-360	200	V
8	* ** 9.381	38.65	Pk	36.6	-29.6	.5	46.15	54	-7.85	74	-27.85	-	-	0-360	200	V
4	* ** 9.41133	37.99	Pk	36.6	-29.6	.4	45.39	54	-8.61	74	-28.61	-	-	0-360	101	H
2	5.75914	36.13	Pk	34.7	-22	0	48.83	-	-	-	-	68.2	-19.37	0-360	101	H
6	5.75914	36.02	Pk	34.7	-22	0	48.72	-	-	-	-	68.2	-19.48	0-360	200	V

* - indicates frequency in CFR47 Pt 15 / IC RSS-Restricted Band
** - indicates frequency in Taiwan NCC LP0002 Restricted Band
Pk - Peak detector

UL LLC
12 Laboratory Drive, Research Triangle Park, NC 27709; USA TEL:(919)549-1400
This report shall not be reproduced except in full, without the written approval of UL LLC

HIGH

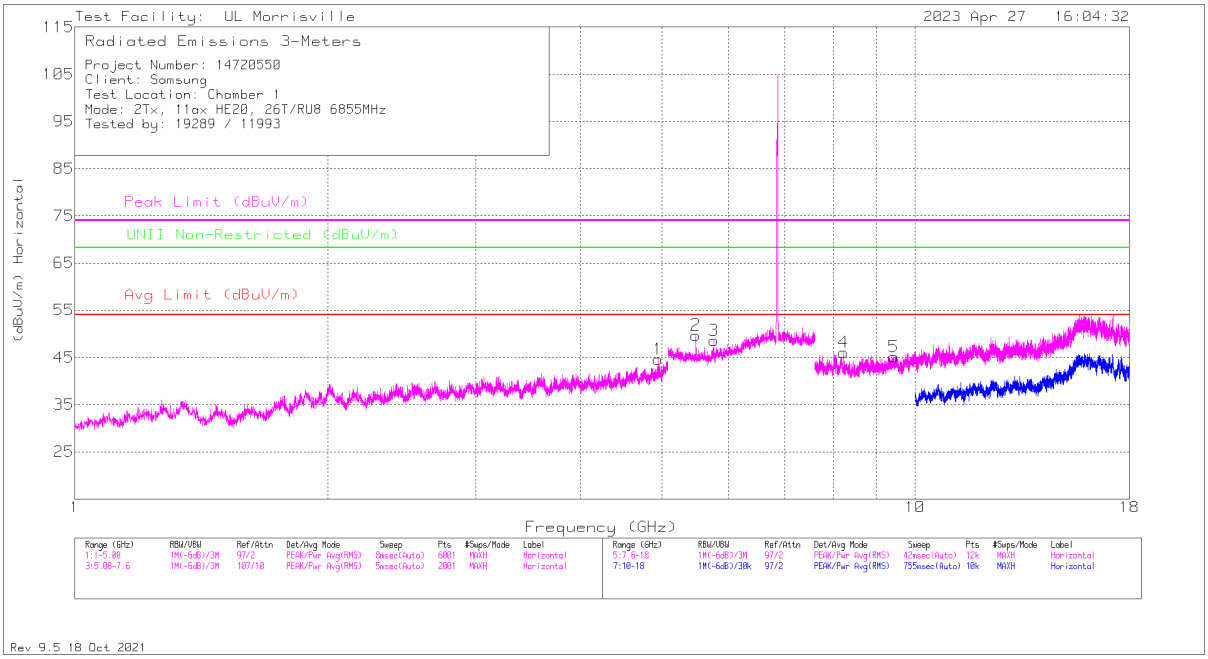

HORIZONTAL

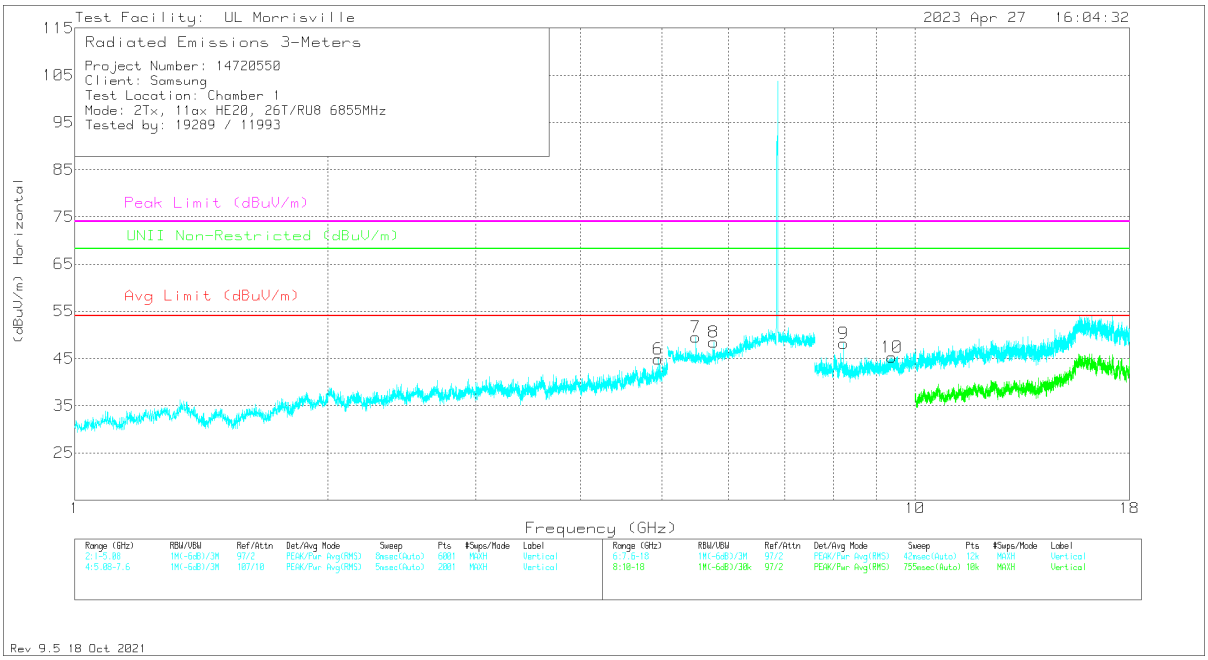

VERTICAL

UL LLC
12 Laboratory Drive, Research Triangle Park, NC 27709; USA TEL:(919)549-1400

This report shall not be reproduced except in full, without the written approval of UL LLC

RADIATED EMISSIONS

Marker	Frequency (GHz)	Meter Reading (dBuV)	Det	89509 (dB/m)	Gain/Loss (dB)	Filter (dB)	Corrected Reading (dBuV/m)	Avg Limit (dBuV/m)	Margin (dB)	Peak Limit (dBuV/m)	Margin (dB)	UNII Non-Restricted (dBuV/m)	Margin (dB)	Azimuth (Degs)	Height (cm)	Polarity
1	* ** 4.94332	41.06	Pk	34	-30.5	0	44.56	54	-9.44	74	-29.44	-	-	0-360	199	H
6	* ** 4.94332	41.37	Pk	34	-30.5	0	44.87	54	-9.13	74	-29.13	-	-	0-360	101	V
4	* ** 8.22573	40.03	Pk	35.8	-30.4	.6	46.03	54	-7.97	74	-27.97	-	-	0-360	101	H
9	* ** 8.22596	44.64	PK-U	35.8	-30.4	.6	50.64	-	-	74	-23.36	-	-	246	107	V
	* ** 8.22598	40.15	ADR	35.8	-30.4	.6	46.15	54	-7.85	-	-	-	-	246	107	V
10	* ** 9.38013	37.85	Pk	36.6	-29.6	.4	45.25	54	-8.75	74	-28.75	-	-	0-360	101	V
5	* ** 9.4356	37.24	Pk	36.6	-29	.3	45.14	54	-8.86	74	-28.86	-	-	0-360	200	H
2	5.4832	37.62	Pk	34.5	-22.4	0	49.72	-	-	-	-	68.2	-18.48	0-360	200	H
7	5.4832	37.39	Pk	34.5	-22.4	0	49.49	-	-	-	-	68.2	-18.71	0-360	200	V
8	5.75914	35.75	Pk	34.7	-22	0	48.45	-	-	-	-	68.2	-19.75	0-360	200	V
3	5.7604	35.95	Pk	34.7	-22	0	48.65	-	-	-	-	68.2	-19.55	0-360	200	H

* - indicates frequency in CFR47 Pt 15 / IC RSS-Restricted Band
** - indicates frequency in Taiwan NCC LP0002 Restricted Band
Pk - Peak detector
PK-U - Maximum Peak
ADR - RMS average

UL LLC
12 Laboratory Drive, Research Triangle Park, NC 27709; USA TEL:(919)549-1400
This report shall not be reproduced except in full, without the written approval of UL LLC

10.1.9. TX ABOVE 1 GHz 802.11ax HE40 MODE IN THE UNII-7 BAND

2TX CHAIN 0 + CHAIN 1 OFDMA MODE: 484T

HARMONICS AND SPURIOUS EMISSIONS

LOW

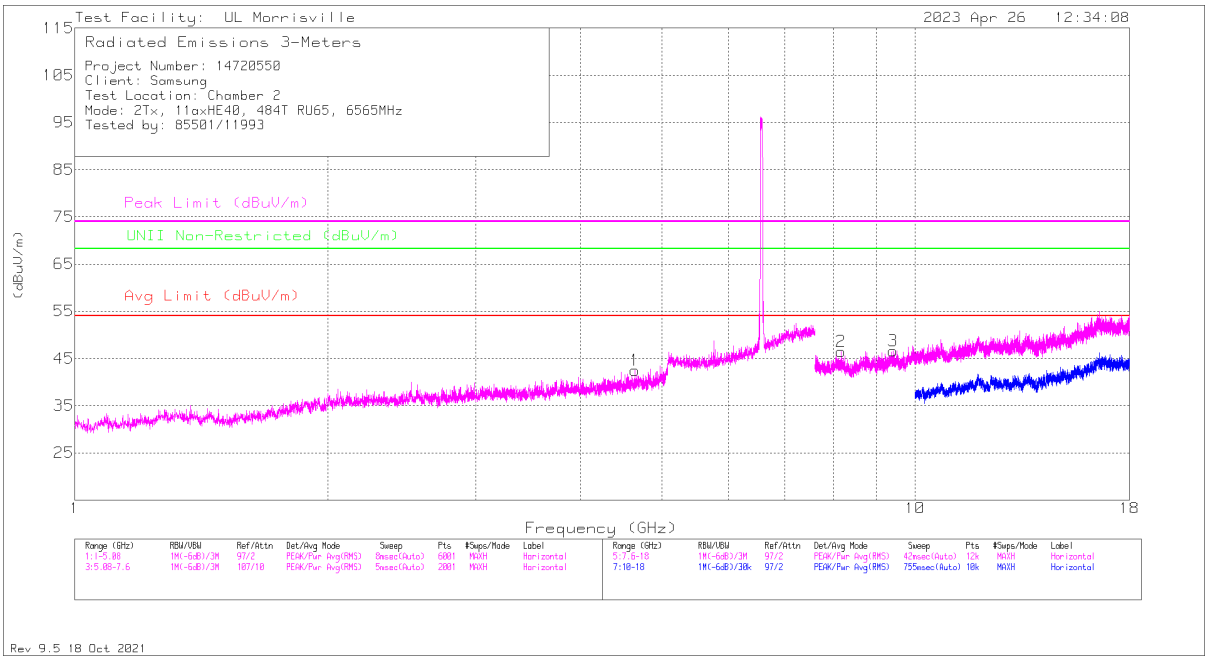

HORIZONTAL

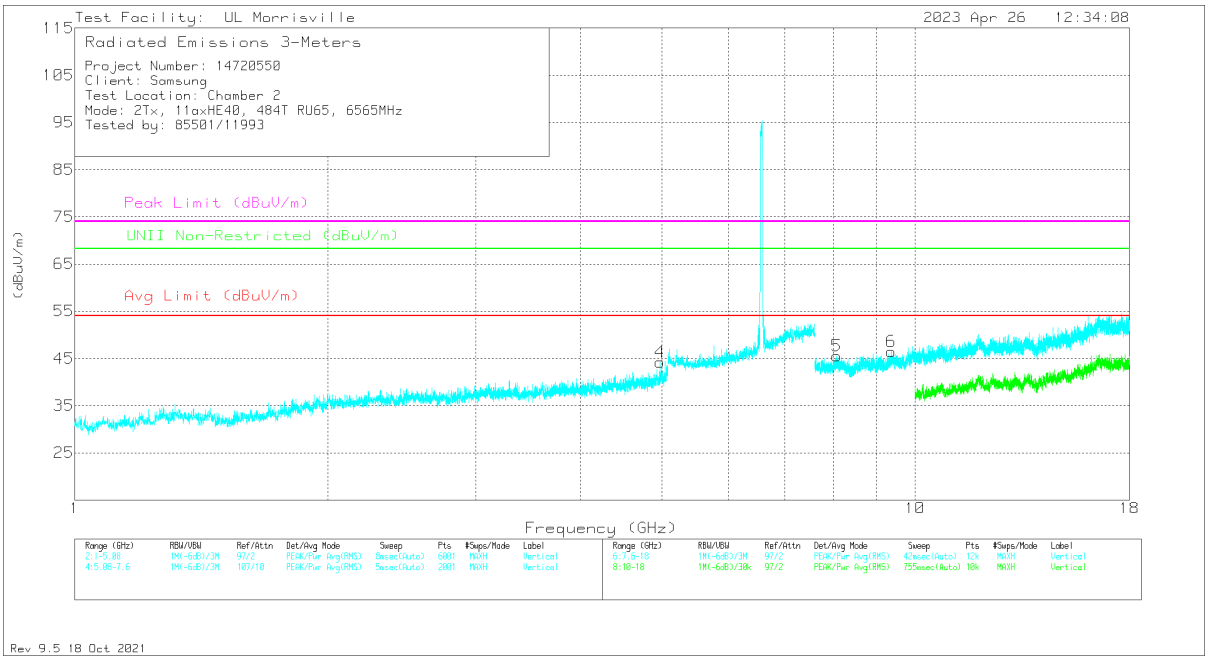

VERTICAL

UL LLC
12 Laboratory Drive, Research Triangle Park, NC 27709; USA TEL:(919)549-1400
This report shall not be reproduced except in full, without the written approval of UL LLC

RADIATED EMISSIONS

Marker	Frequency (GHz)	Meter Reading (dBuV)	Det	88761 (dB/m)	Gain/Loss (dB)	Filter (dB)	Corrected Reading (dBuV/m)	Avg Limit (dBuV/m)	Margin (dB)	Peak Limit (dBuV/m)	PK Margin (dB)	UNII Non-Restricted (dBuV/m)	PK Margin (dB)	Azimuth (Degs)	Height (cm)	Polarity
1	* ** 4.63868	39.04	Pk	34.1	-30.7	0	42.44	54	-11.56	74	-31.56	-	-	0-360	101	H
4	* ** 4.97596	39.45	Pk	34	-29.2	0	44.25	54	-9.75	74	-29.75	-	-	0-360	101	V
5	* ** 8.0732	36.09	Pk	35.8	-27.2	.8	45.49	54	-8.51	74	-28.51	-	-	0-360	101	V
2	* ** 8.1642	36.77	Pk	35.8	-27	.9	46.47	54	-7.53	74	-27.53	-	-	0-360	101	H
6	* ** 9.37667	35.61	Pk	36.6	-26.1	.4	46.51	54	-7.49	74	-27.49	-	-	0-360	101	V
3	* ** 9.4174	35.85	Pk	36.6	-26.3	.4	46.55	54	-7.45	74	-27.45	-	-	0-360	200	H

* - indicates frequency in CFR47 Pt 15 / IC RSS-Restricted Band
** - indicates frequency in Taiwan NCC LP0002 Restricted Band
Pk - Peak detector

UL LLC
12 Laboratory Drive, Research Triangle Park, NC 27709; USA TEL:(919)549-1400
This report shall not be reproduced except in full, without the written approval of UL LLC

MID

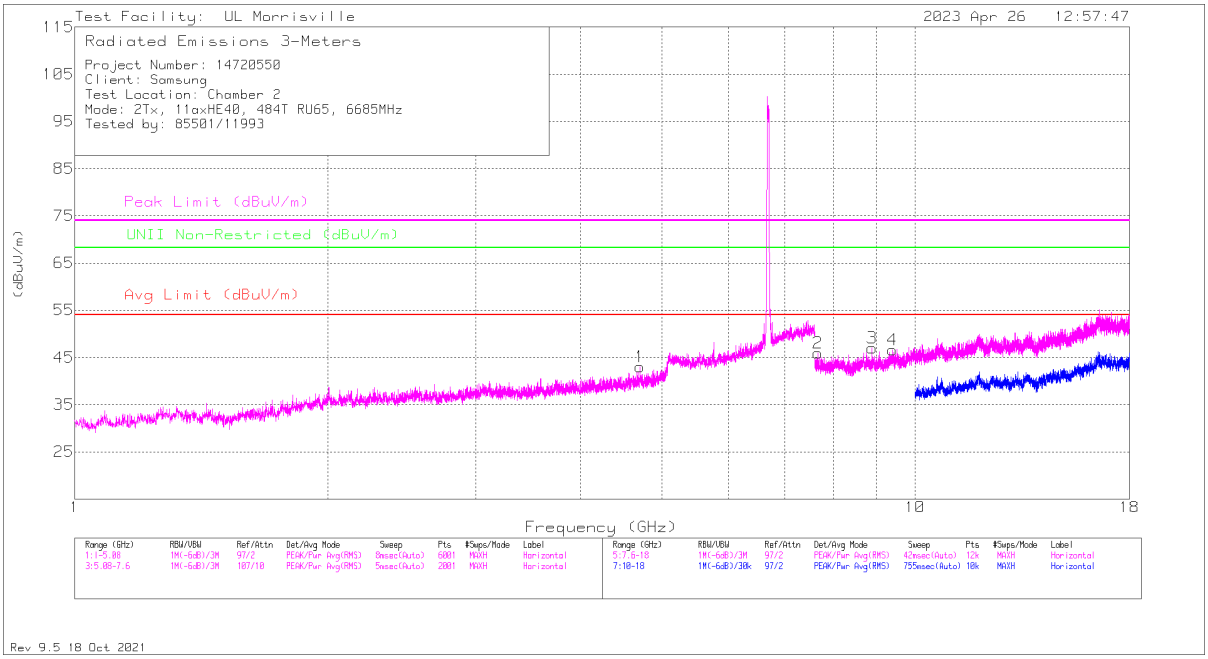

HORIZONTAL

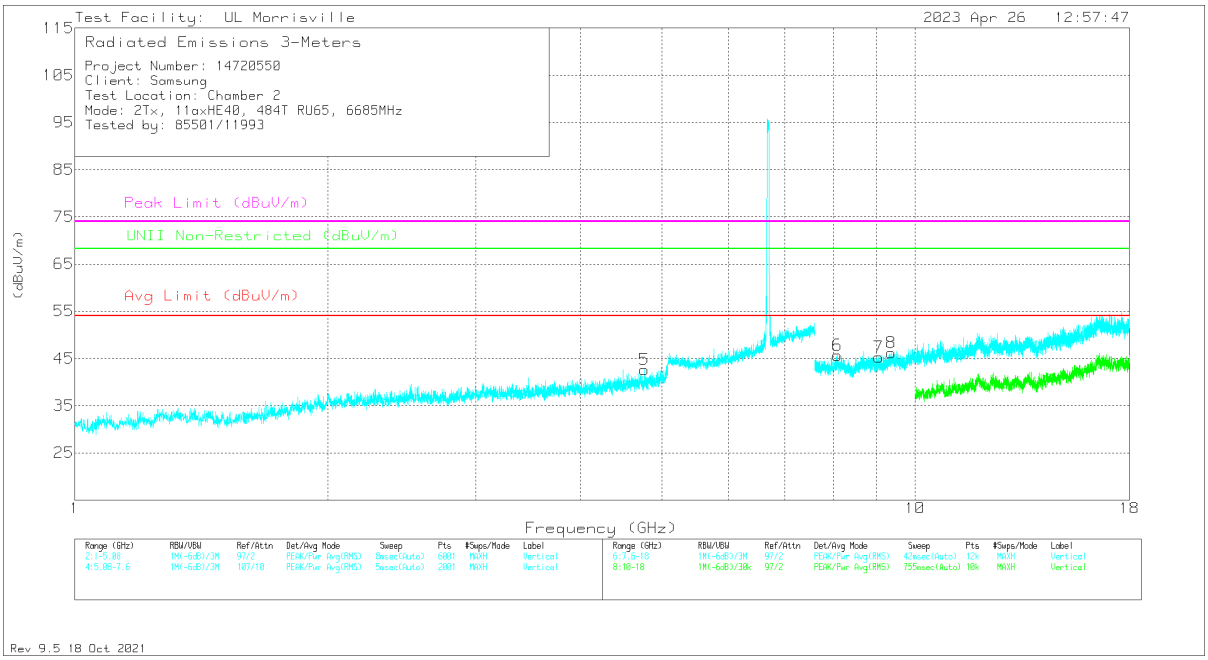

VERTICAL

UL LLC
12 Laboratory Drive, Research Triangle Park, NC 27709; USA TEL:(919)549-1400

This report shall not be reproduced except in full, without the written approval of UL LLC

RADIATED EMISSIONS

Marker	Frequency (GHz)	Meter Reading (dBuV)	Det	88761 (dB/m)	Gain/Loss (dB)	Filter (dB)	Corrected Reading (dBuV/m)	Avg Limit (dBuV/m)	Margin (dB)	Peak Limit (dBuV/m)	PK Margin (dB)	UNII Non-Restricted (dBuV/m)	PK Margin (dB)	Azimuth (Degs)	Height (cm)	Polarity
1	* ** 4.70532	39.27	Pk	34	-30.2	0	43.07	54	-10.93	74	-30.93	-	-	0-360	101	H
5	* ** 4.76584	39.72	Pk	33.9	-31	0	42.62	54	-11.38	74	-31.38	-	-	0-360	199	V
2	* ** 7.66067	36.58	Pk	35.6	-27.6	1.3	45.88	54	-8.12	74	-28.12	-	-	0-360	200	H
6	* ** 8.08967	36.34	Pk	35.8	-27.2	.7	45.64	54	-8.36	74	-28.36	-	-	0-360	200	V
7	* ** 9.056	34.99	Pk	36.1	-26.2	.4	45.29	54	-8.71	74	-28.71	-	-	0-360	200	V
8	* ** 9.3784	35.47	Pk	36.6	-26.3	.4	46.17	54	-7.83	74	-27.83	-	-	0-360	200	V
4	* ** 9.40007	35.55	Pk	36.6	-26	.4	46.55	54	-7.45	74	-27.45	-	-	0-360	200	H
3	8.89307	37.04	Pk	36.1	-26.9	.7	46.94	-	-	-	-	68.2	-21.26	0-360	101	H

* - indicates frequency in CFR47 Pt 15 / IC RSS-Restricted Band
** - indicates frequency in Taiwan NCC LP0002 Restricted Band
Pk - Peak detector

UL LLC
12 Laboratory Drive, Research Triangle Park, NC 27709; USA TEL:(919)549-1400
This report shall not be reproduced except in full, without the written approval of UL LLC

HIGH

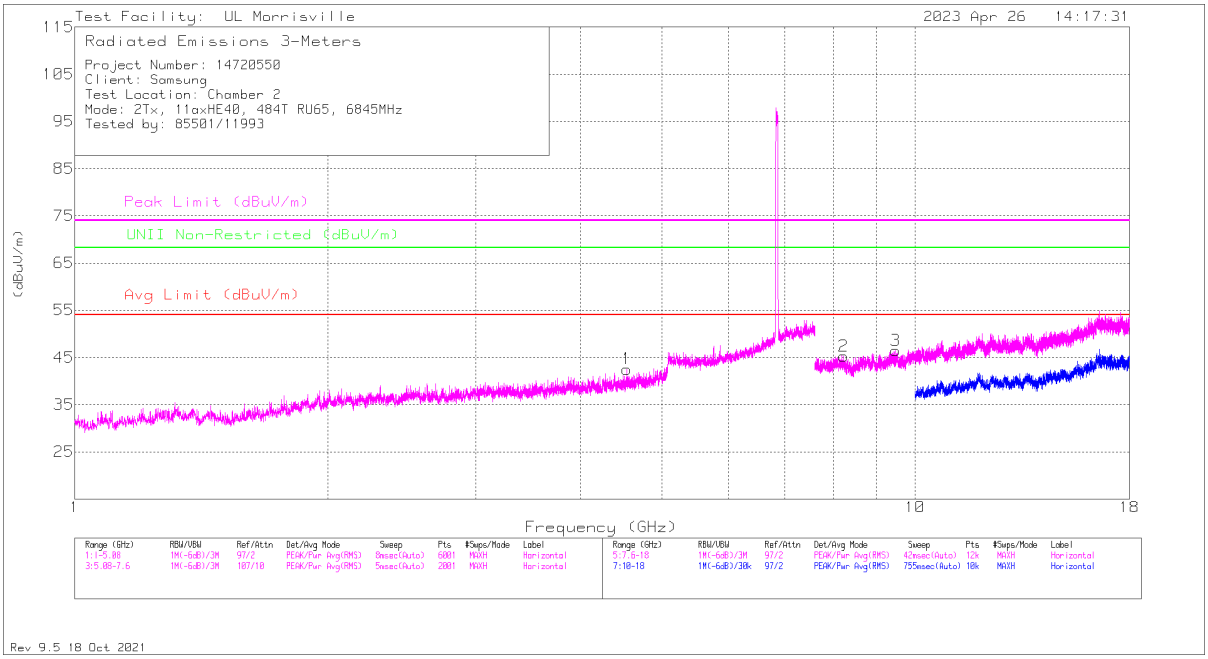

HORIZONTAL

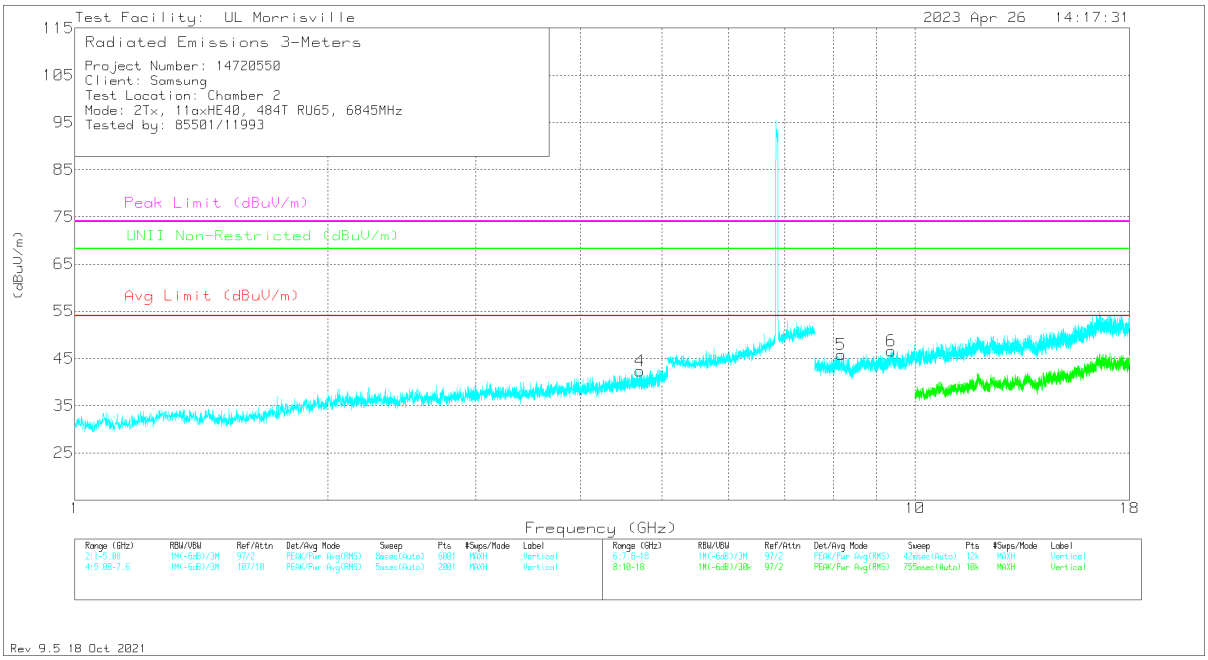

VERTICAL

UL LLC
12 Laboratory Drive, Research Triangle Park, NC 27709; USA TEL:(919)549-1400

This report shall not be reproduced except in full, without the written approval of UL LLC

RADIATED EMISSIONS

Marker	Frequency (GHz)	Meter Reading (dBuV)	Det	88761 (dB/m)	Gain/Loss (dB)	Filter (dB)	Corrected Reading (dBuV/m)	Avg Limit (dBuV/m)	Margin (dB)	Peak Limit (dBuV/m)	PK Margin (dB)	UNII Non-Restricted (dBuV/m)	PK Margin (dB)	Azimuth (Degs)	Height (cm)	Polarity
1	* ** 4.54144	39.95	Pk	33.9	-31.3	0	42.55	54	-11.45	74	-31.45	-	-	0-360	200	H
4	* ** 4.70532	38.57	Pk	34	-30.2	0	42.37	54	-11.63	74	-31.63	-	-	0-360	200	V
5	* ** 8.16853	36.09	Pk	35.8	-27	.9	45.79	54	-8.21	74	-28.21	-	-	0-360	101	V
2	* ** 8.22313	35.55	Pk	35.7	-26.6	.6	45.25	54	-8.75	74	-28.75	-	-	0-360	200	H
6	* ** 9.36713	35.41	Pk	36.6	-25.8	.4	46.61	54	-7.39	74	-27.39	-	-	0-360	200	V
3	* ** 9.49107	34.97	Pk	36.7	-25.6	.4	46.47	54	-7.53	74	-27.53	-	-	0-360	200	H

* - indicates frequency in CFR47 Pt 15 / IC RSS-Restricted Band
** - indicates frequency in Taiwan NCC LP0002 Restricted Band
Pk - Peak detector

UL LLC
12 Laboratory Drive, Research Triangle Park, NC 27709; USA TEL:(919)549-1400
This report shall not be reproduced except in full, without the written approval of UL LLC

10.1.10. TX ABOVE 1 GHz 802.11a MODE IN THE UNII-8 BAND

BANDEDGE (HIGH CHANNEL)

HORIZONTAL RESULT

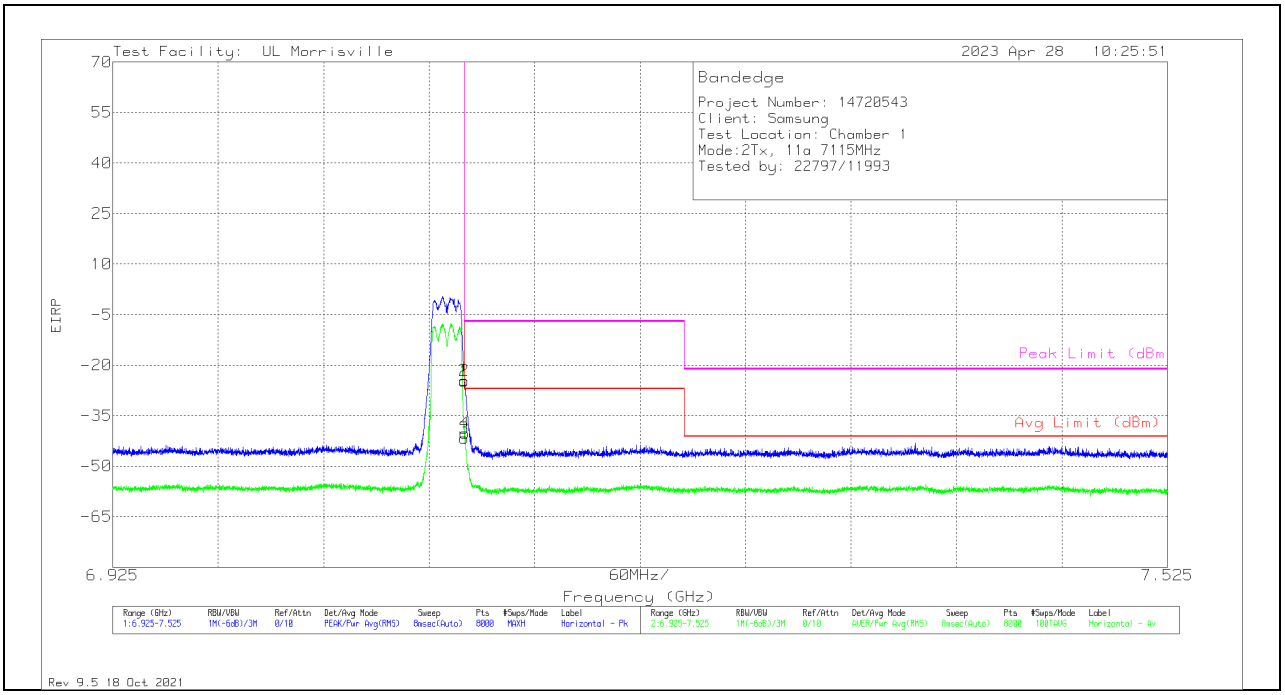

Marker	Frequency (GHz)	Meter Reading (dBm)	Det	89509 (dB/m)	Gain/Loss (dB)	Conversion Factor (dB)	DC Corr (dB)	Corrected Reading EIRP	Avg Limit (dBm)	Margin (dB)	Peak Limit (dBm)	PK Margin (dB)	Azimuth (Degs)	Height (cm)	Polarity
1	7.12505	-51.96	Pk	35.7	-20.3	11.8	0	-24.76	-	-	-7	-17.76	218	117	H
3	7.12505	-68.94	RMS	35.7	-20.3	11.8	0.19	-41.55	-27	-14.55	-	-	218	117	H
2	7.12512	-51.69	Pk	35.7	-20.3	11.8	0	-24.49	-	-	-7	-17.49	218	117	H
4	7.12527	-67.4	RMS	35.7	-20.3	11.8	0.19	-40.01	-27	-13.01	-	-	218	117	H

Pk - Peak detector
RMS - RMS detection

UL LLC
12 Laboratory Drive, Research Triangle Park, NC 27709; USA TEL:(919)549-1400
This report shall not be reproduced except in full, without the written approval of UL LLC

VERTICAL RESULT

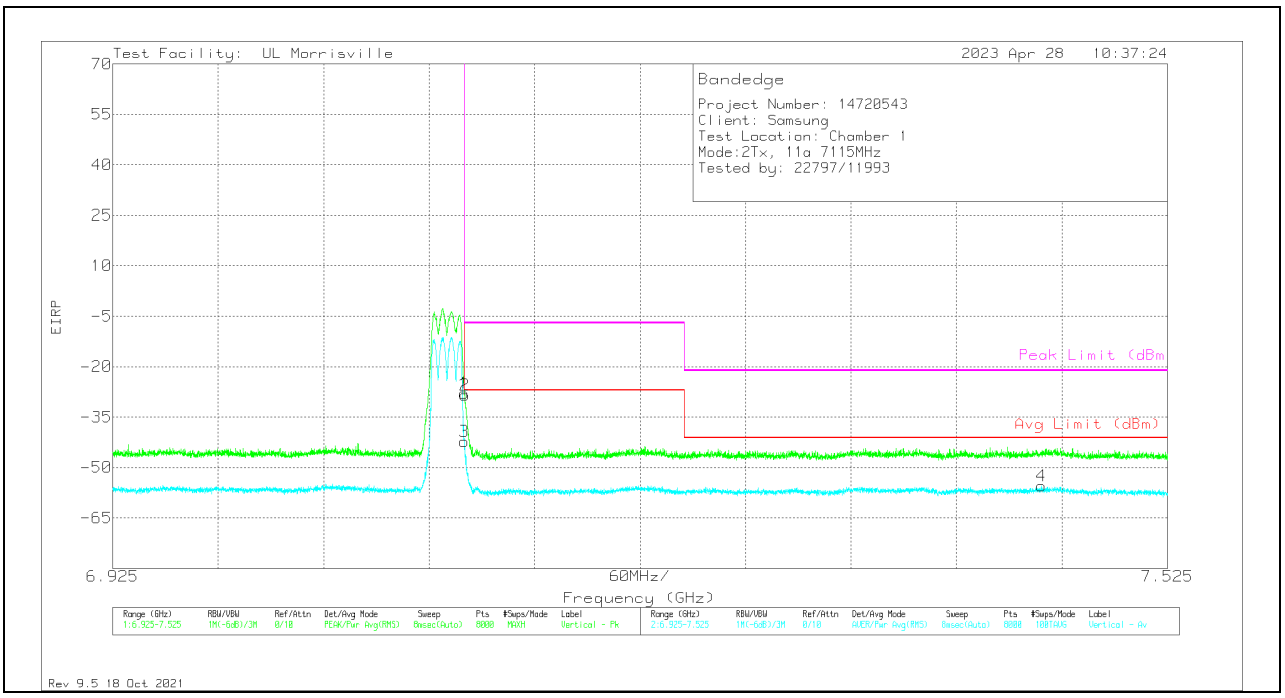

Marker	Frequency (GHz)	Meter Reading (dBm)	Det	89509 (dB/m)	Gain/Loss (dB)	Conversion Factor (dB)	DC Corr (dB)	Corrected Reading EIRP	Avg Limit (dBm)	Margin (dB)	Peak Limit (dBm)	PK Margin (dB)	Azimuth (Degs)	Height (cm)	Polarity
4	* ** 7.45336	-82.91	RMS	35.6	-20	11.8	0.19	-55.32	-41.2	-14.12	-	-	55	365	V
1	7.12505	-55.09	Pk	35.7	-20.3	11.8	0	-27.89			-7	-20.89	55	365	V
3	7.12505	-69.45	RMS	35.7	-20.3	11.8	0.19	-42.06	-27	-15.06	-	-	55	365	V
2	7.1252	-55.65	Pk	35.7	-20.3	11.8	0	-28.45			-7	-21.45	55	365	V

* - indicates frequency in CFR47 Pt 15 / IC RSS-Restricted Band
** - indicates frequency in Taiwan NCC LP0002 Restricted Band
Pk - Peak detector
RMS - RMS detection

UL LLC
12 Laboratory Drive, Research Triangle Park, NC 27709; USA TEL:(919)549-1400
This report shall not be reproduced except in full, without the written approval of UL LLC

10.1.11. TX ABOVE 1 GHz 802.11ax HE20 MODE IN THE UNII-8 BAND

2TX CHAIN 0 + CHAIN 1 OFDMA MODE: 26T

BANDEDGE (HIGH CHANNEL)

HORIZONTAL RESULT

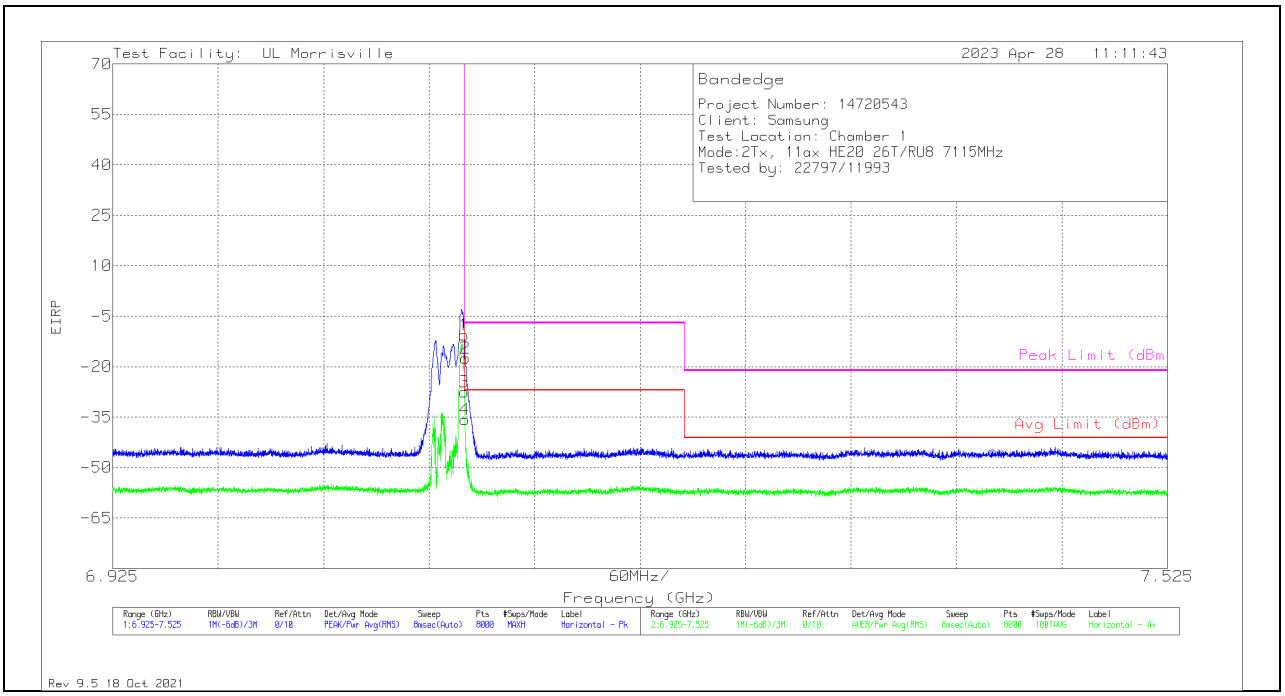

Marker	Frequency (GHz)	Meter Reading (dBm)	Det	89509 (dB/m)	Gain/Loss (dB)	Conversion Factor (dB)	Corrected Reading EIRP	Avg Limit (dBm)	RMS Margin (dB)	Peak Limit (dBm)	PK Margin (dB)	Azimuth (Degs)	Height (cm)	Polarity
1	7.12505	-37.8	Pk	35.7	-20.3	11.8	-10.6	-	-	-7	-3.6	78	147	H
3	7.12505	**-59.85**	RMS	35.7	-20.3	11.8	-32.65	-27	**-5.65**	-	-	78	147	H
4	7.12542	-62.99	RMS	35.7	-20.3	11.8	-35.79	-27	-8.79	-	-	78	147	H
2	7.12557	-44.63	Pk	35.7	-20.3	11.8	-17.43	-	-	-7	-10.43	78	147	H

Pk - Peak detector
RMS - RMS detection

UL LLC
12 Laboratory Drive, Research Triangle Park, NC 27709; USA TEL:(919)549-1400
This report shall not be reproduced except in full, without the written approval of UL LLC

11:52:21 AM 04/28/2023

UL LLC
12 Laboratory Drive, Research Triangle Park, NC 27709; USA TEL:(919)549-1400
This report shall not be reproduced except in full, without the written approval of UL LLC

VERTICAL RESULT

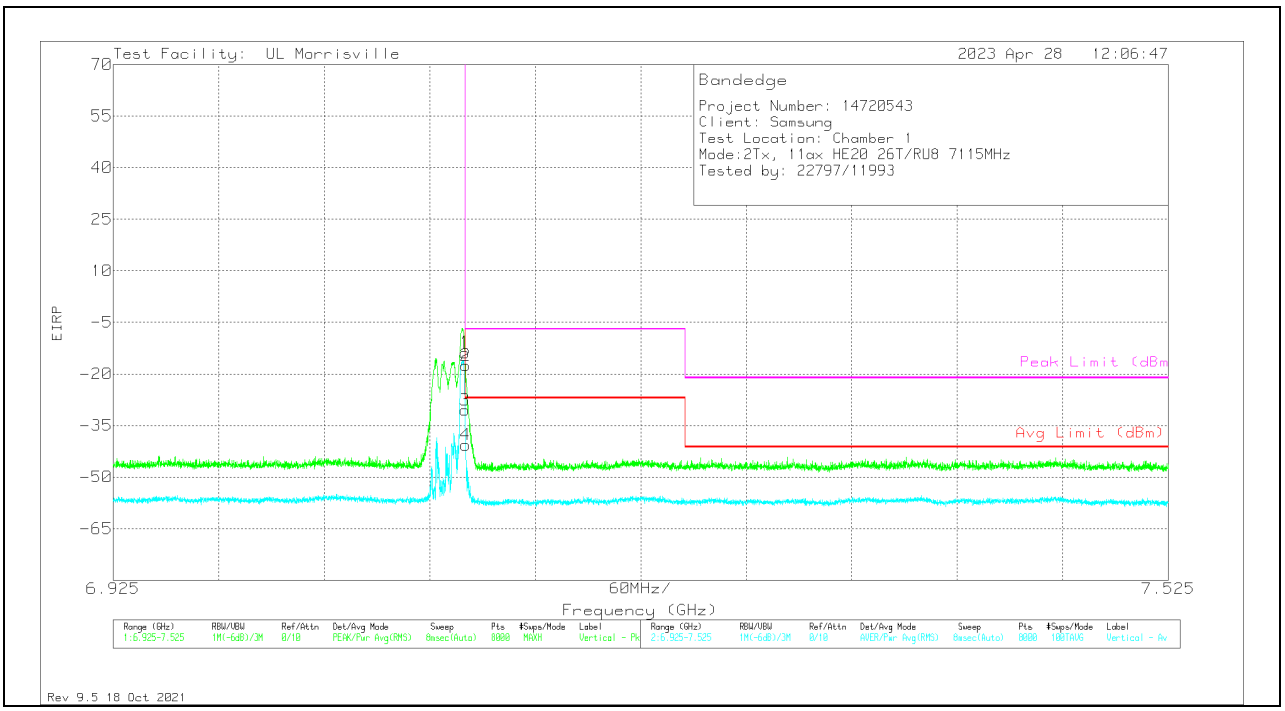

Marker	Frequency (GHz)	Meter Reading (dBm)	Det	89509 (dB/m)	Gain/Loss (dB)	Conversion Factor (dB)	Corrected Reading EIRP	Avg Limit (dBm)	Margin (dB)	Peak Limit (dBm)	PK Margin (dB)	Azimuth (Degs)	Height (cm)	Polarity
1	7.12505	-41.04	Pk	35.7	-20.3	11.8	-13.84	-	-	-7	-6.84	100	121	V
3	7.12505	-57.75	RMS	35.7	-20.3	11.8	-30.55	-27	-3.55	-	-	100	121	V
2	7.12535	-44.73	Pk	35.7	-20.3	11.8	-17.53	-	-	-7	-10.53	100	121	V
4	7.12542	-67.82	RMS	35.7	-20.3	11.8	-40.62	-27	-13.62	-	-	100	121	V

Pk - Peak detector
RMS - RMS detection

UL LLC
12 Laboratory Drive, Research Triangle Park, NC 27709; USA TEL:(919)549-1400
This report shall not be reproduced except in full, without the written approval of UL LLC

HARMONICS AND SPURIOUS EMISSIONS

LOW

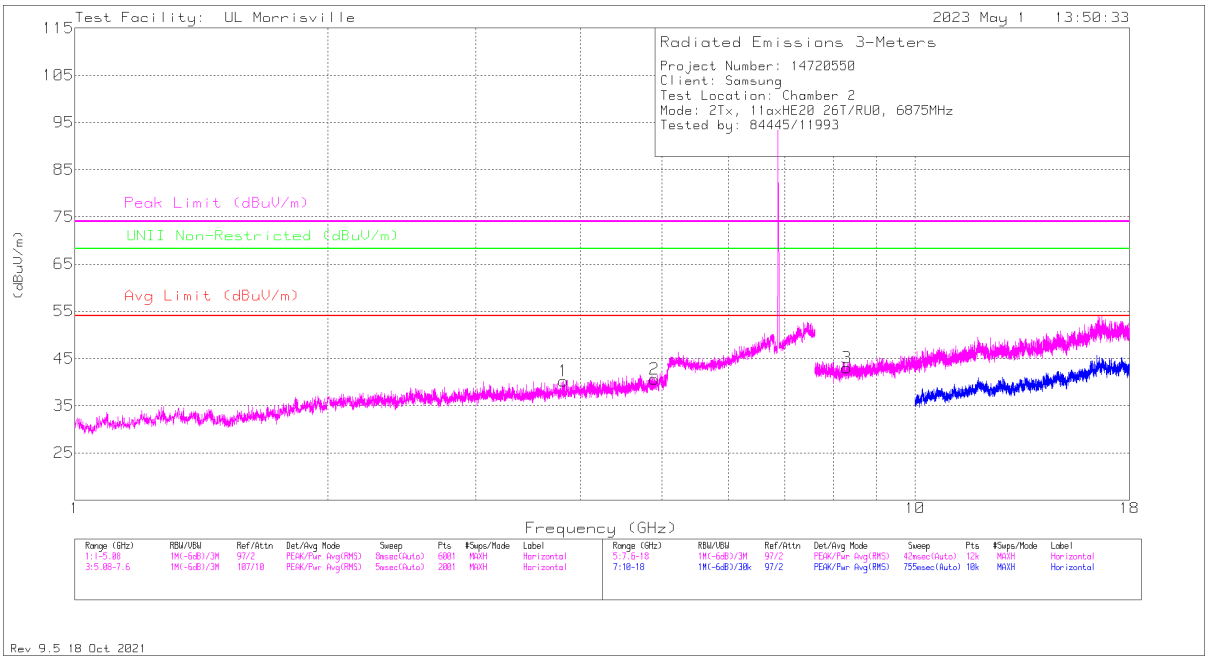

HORIZONTAL

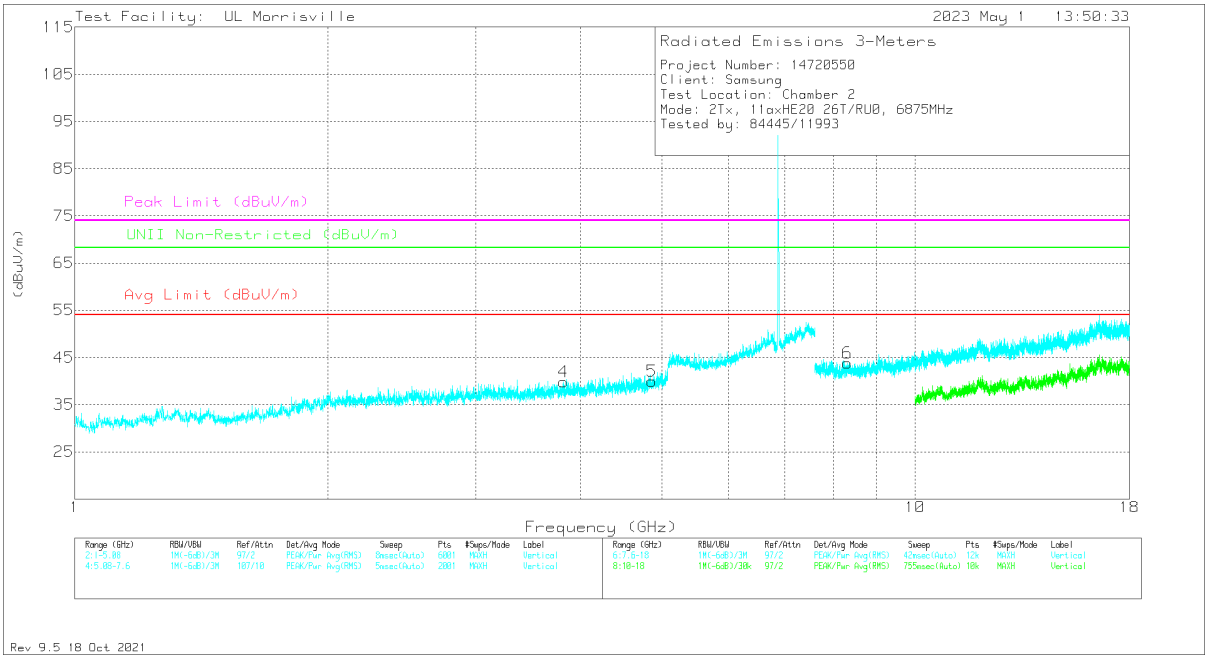

VERTICAL

UL LLC
12 Laboratory Drive, Research Triangle Park, NC 27709; USA TEL:(919)549-1400
This report shall not be reproduced except in full, without the written approval of UL LLC

RADIATED EMISSIONS

Marker	Frequency (GHz)	Meter Reading (dBuV)	Det	88761 (dB/m)	Gain/Loss (dB)	Filter (dB)	Corrected Reading (dBuV/m)	Avg Limit (dBuV/m)	Margin (dB)	Peak Limit (dBuV/m)	PK Margin (dB)	UNII Non-Restricted (dBuV/m)	PK Margin (dB)	Azimuth (Degs)	Height (cm)	Polarity
1	* ** 3.81452	39.07	Pk	33.3	-32.2	0	40.17	54	-13.83	74	-33.83	-	-	0-360	200	H
2	* ** 4.89912	36.33	Pk	34	-29.7	0	40.63	54	-13.37	74	-33.37	-	-	0-360	101	H
4	* ** 3.81996	38.9	Pk	33.3	-32.4	0	39.8	54	-14.2	74	-34.2	-	-	0-360	101	V
5	* ** 4.86648	36.51	Pk	34.1	-30.6	0	40.01	54	-13.99	74	-33.99	-	-	0-360	101	V
3	* ** 8.289	33.92	Pk	35.7	-27.3	.7	43.02	54	-10.98	74	-30.98	-	-	0-360	101	H
6	* ** 8.31067	34.11	Pk	35.7	-26.7	.7	43.81	54	-10.19	74	-30.19	-	-	0-360	101	V

* - indicates frequency in CFR47 Pt 15 / IC RSS-Restricted Band
** - indicates frequency in Taiwan NCC LP0002 Restricted Band
Pk - Peak detector

UL LLC
12 Laboratory Drive, Research Triangle Park, NC 27709; USA TEL:(919)549-1400
This report shall not be reproduced except in full, without the written approval of UL LLC

MID

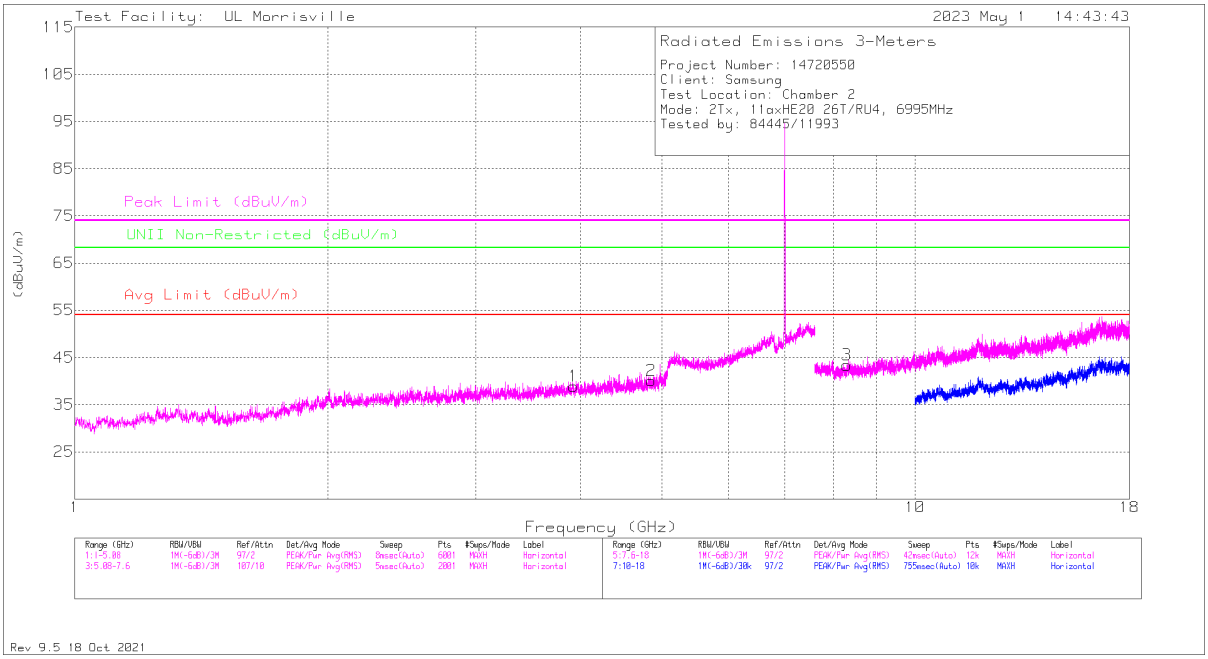

HORIZONTAL

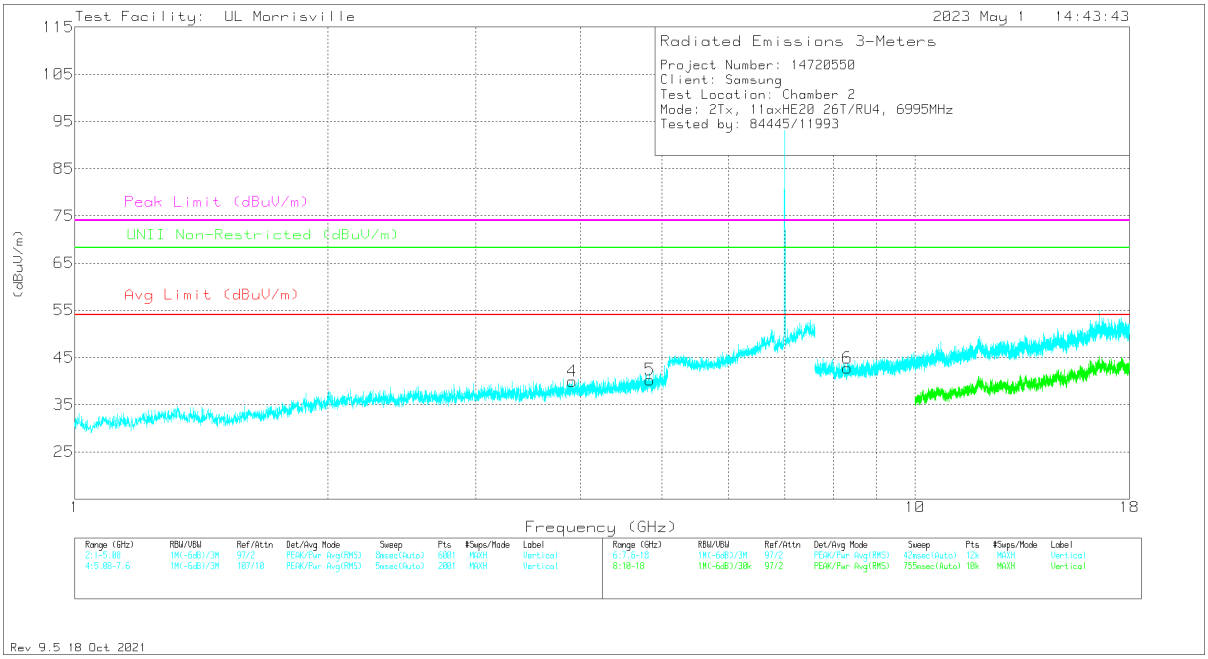

VERTICAL

UL LLC
12 Laboratory Drive, Research Triangle Park, NC 27709; USA TEL:(919)549-1400

This report shall not be reproduced except in full, without the written approval of UL LLC

RADIATED EMISSIONS

Marker	Frequency (GHz)	Meter Reading (dBuV)	Det	88761 (dB/m)	Gain/Loss (dB)	Filter (dB)	Corrected Reading (dBuV/m)	Avg Limit (dBuV/m)	Margin (dB)	Peak Limit (dBuV/m)	PK Margin (dB)	UNII Non-Restricted (dBuV/m)	PK Margin (dB)	Azimuth (Degs)	Height (cm)	Polarity
1	* ** 3.92604	37.3	Pk	33.4	-31.8	0	38.9	54	-15.1	74	-35.1	-	-	0-360	199	H
2	* ** 4.8556	36.26	Pk	34.1	-30.3	0	40.06	54	-13.94	74	-33.94	-	-	0-360	101	H
4	* ** 3.91176	38.36	Pk	33.4	-31.8	0	39.96	54	-14.04	74	-34.04	-	-	0-360	101	V
5	* ** 4.84132	36.49	Pk	34.1	-30.3	0	40.29	54	-13.71	74	-33.71	-	-	0-360	101	V
3	* ** 8.29073	34.25	Pk	35.7	-27.3	.7	43.35	54	-10.65	74	-30.65	-	-	0-360	101	H
6	* ** 8.3046	33.33	Pk	35.7	-27	.7	42.73	54	-11.27	74	-31.27	-	-	0-360	101	V

* - indicates frequency in CFR47 Pt 15 / IC RSS-Restricted Band
** - indicates frequency in Taiwan NCC LP0002 Restricted Band
Pk - Peak detector

UL LLC
12 Laboratory Drive, Research Triangle Park, NC 27709; USA TEL:(919)549-1400
This report shall not be reproduced except in full, without the written approval of UL LLC

HIGH

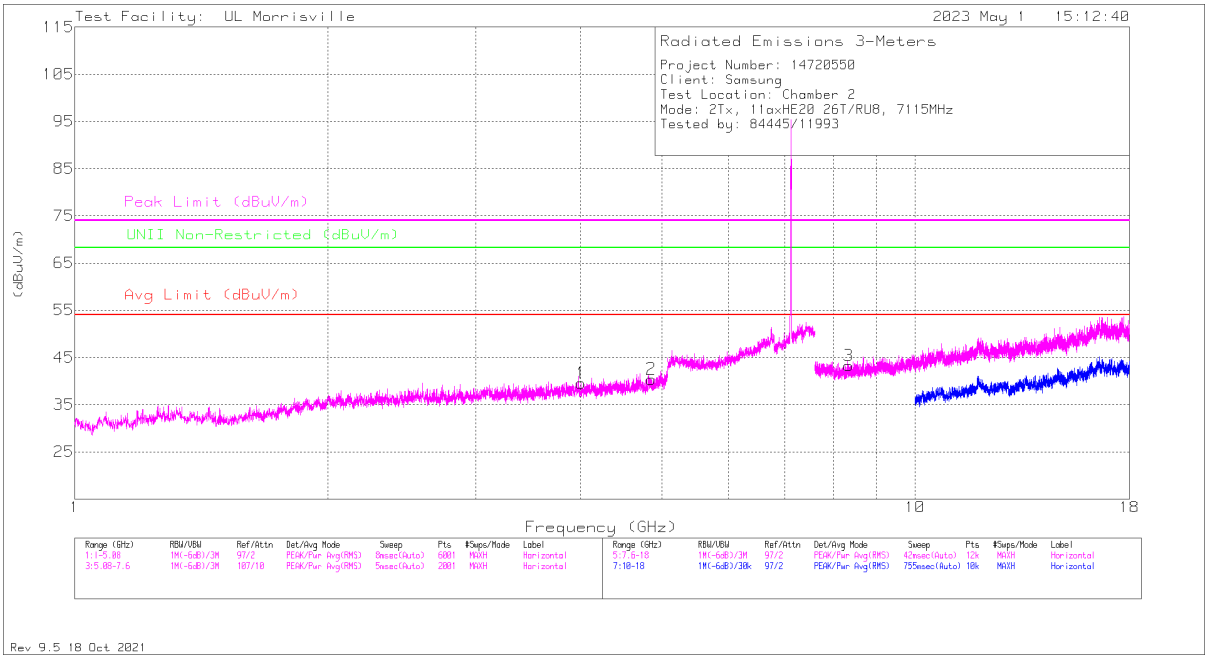

HORIZONTAL

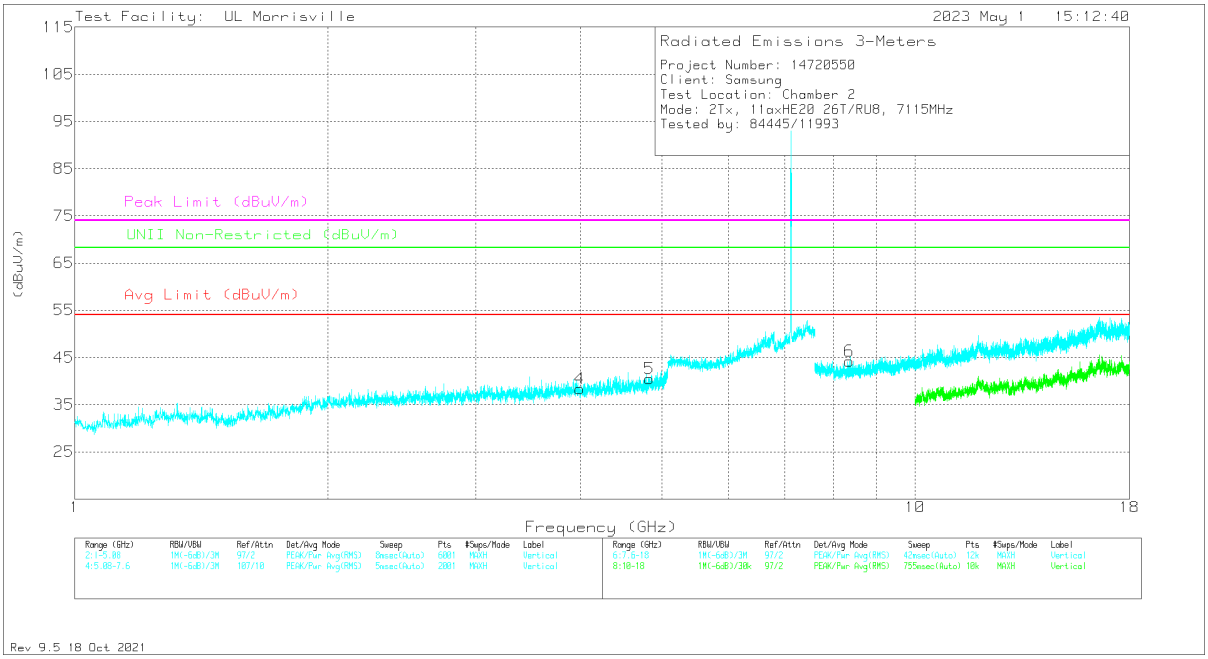

VERTICAL

UL LLC
12 Laboratory Drive, Research Triangle Park, NC 27709; USA TEL:(919)549-1400

This report shall not be reproduced except in full, without the written approval of UL LLC

RADIATED EMISSIONS

Marker	Frequency (GHz)	Meter Reading (dBuV)	Det	88761 (dB/m)	Gain/Loss (dB)	Filter (dB)	Corrected Reading (dBuV/m)	Avg Limit (dBuV/m)	Margin (dB)	Peak Limit (dBuV/m)	PK Margin (dB)	UNII Non-Restricted (dBuV/m)	PK Margin (dB)	Azimuth (Degs)	Height (cm)	Polarity
1	* ** 4.00424	37.83	Pk	33.2	-31.5	0	39.53	54	-14.47	74	-34.47	-	-	0-360	200	H
2	* ** 4.85696	36.62	Pk	34.1	-30.3	0	40.42	54	-13.58	74	-33.58	-	-	0-360	200	H
4	* ** 3.99336	36.78	Pk	33.2	-31.6	0	38.38	54	-15.62	74	-35.62	-	-	0-360	101	V
5	* ** 4.83112	36.78	Pk	34.1	-30.4	0	40.48	54	-13.52	74	-33.52	-	-	0-360	200	V
3	* ** 8.3436	33.94	Pk	35.8	-26.9	.5	43.34	54	-10.66	74	-30.66	-	-	0-360	101	H
6	* ** 8.354	35	Pk	35.8	-27.1	.5	44.2	54	-9.8	74	-29.8	-	-	0-360	199	V

* - indicates frequency in CFR47 Pt 15 / IC RSS-Restricted Band
** - indicates frequency in Taiwan NCC LP0002 Restricted Band
Pk - Peak detector

UL LLC
12 Laboratory Drive, Research Triangle Park, NC 27709; USA TEL:(919)549-1400
This report shall not be reproduced except in full, without the written approval of UL LLC

2TX CHAIN 0 + CHAIN 1 OFDMA MODE: 52T

BANDEDGE (HIGH CHANNEL)

HORIZONTAL RESULT

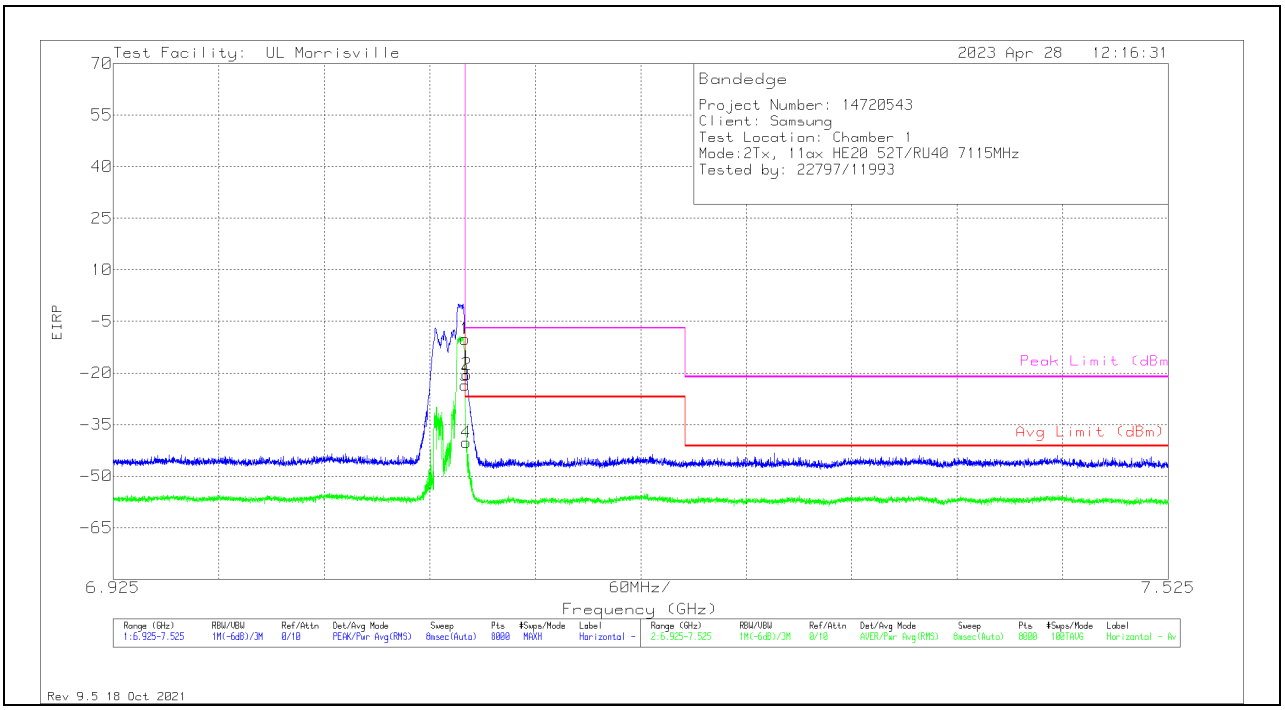

Marker	Frequency (GHz)	Meter Reading (dBm)	Det	89509 (dB/m)	Gain/Loss (dB)	Conversion Factor (dB)	Corrected Reading EIRP	Avg Limit (dBm)	RMS Margin (dB)	Peak Limit (dBm)	PK Margin (dB)	Azimuth (Degs)	Height (cm)	Polarity
1	7.12505	-37.3	Pk	35.7	-20.3	11.8	-10.1	-	-	-7	-3.1	216	134	H
3	7.12505	-56.31	RMS	35.7	-20.3	11.8	-23.61	**-27**	**-2.47**	-	-	216	134	H
4	7.12587	-67.51	RMS	35.7	-20.2	11.8	-40.21	-27	-13.21	-	-	216	134	H
2	7.12602	-47.74	Pk	35.7	-20.2	11.8	-20.44	-	-	-7	-13.44	216	134	H

Pk - Peak detector
RMS - RMS detection

UL LLC
12 Laboratory Drive, Research Triangle Park, NC 27709; USA TEL:(919)549-1400
This report shall not be reproduced except in full, without the written approval of UL LLC

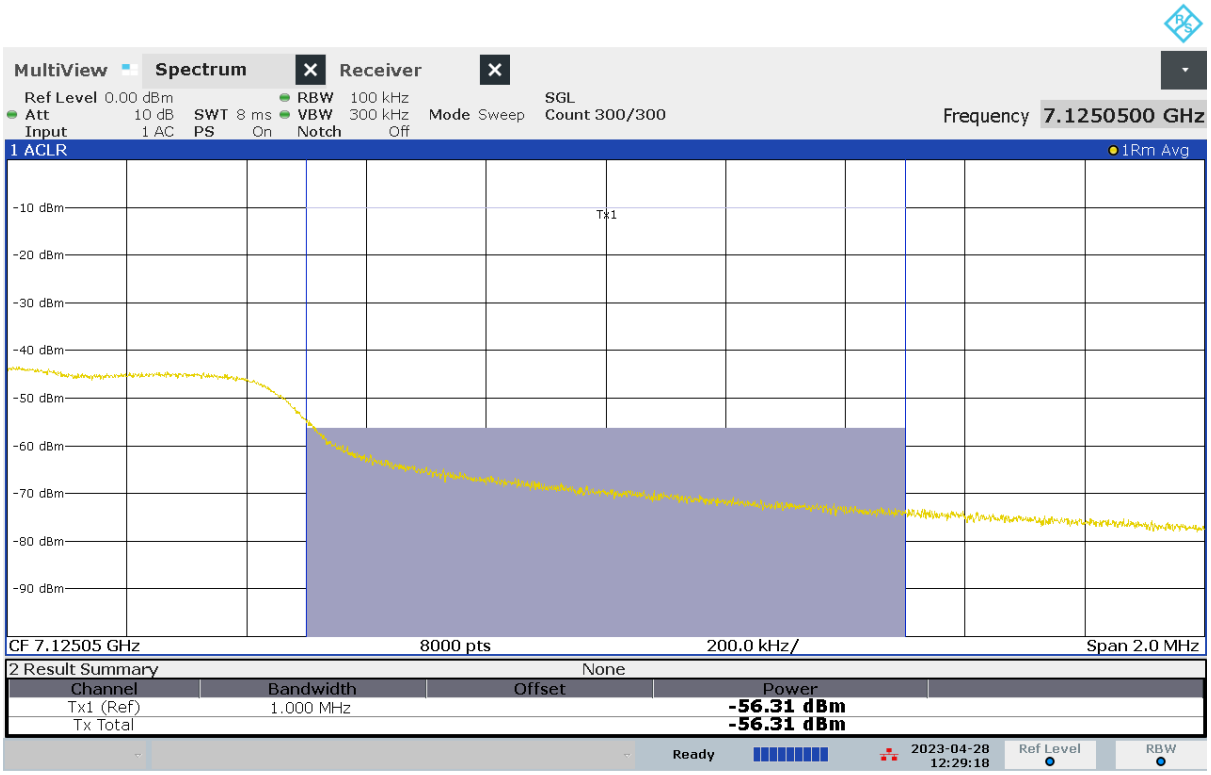

12:29:18 PM 04/28/2023

UL LLC
12 Laboratory Drive, Research Triangle Park, NC 27709; USA TEL:(919)549-1400

This report shall not be reproduced except in full, without the written approval of UL LLC

VERTICAL RESULT

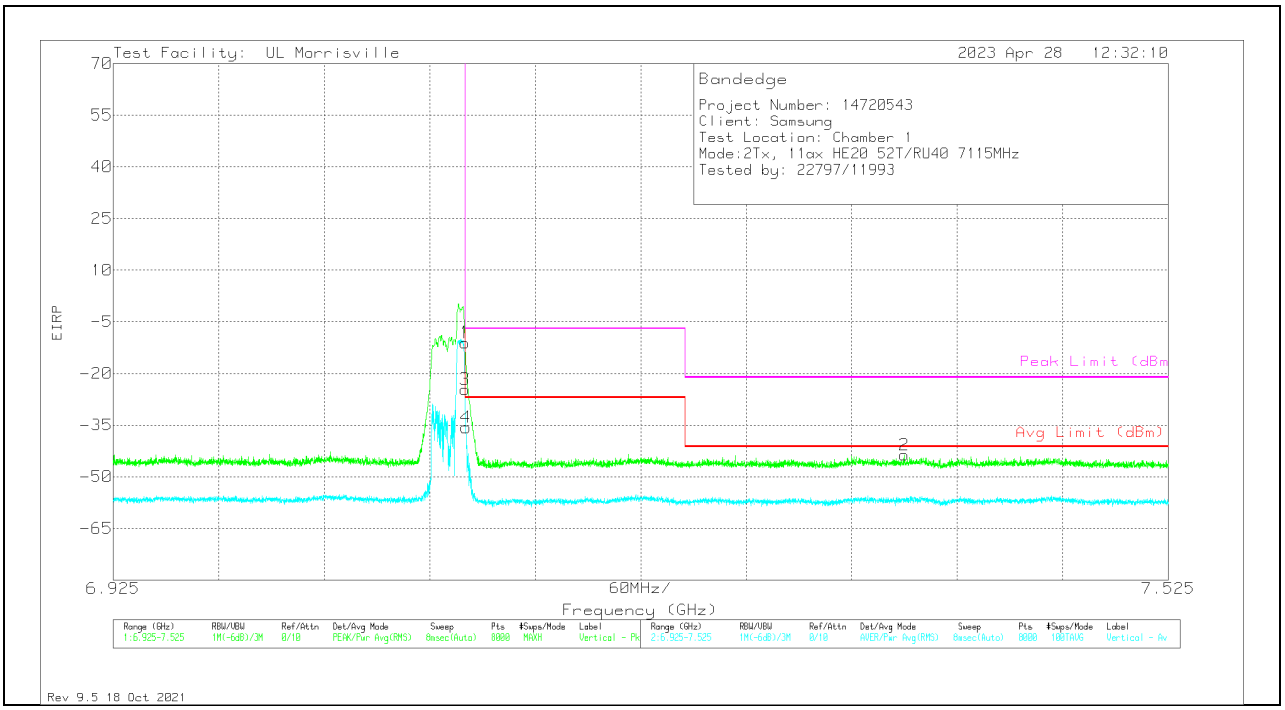

Marker	Frequency (GHz)	Meter Reading (dBm)	Det	89509 (dB/m)	Gain/Loss (dB)	Conversion Factor (dB)	Corrected Reading EIRP	Avg Limit (dBm)	RMS Margin (dB)	Peak Limit (dBm)	PK Margin (dB)	Azimuth (Degs)	Height (cm)	Polarity
2	* ** 7.37475	-71.01	Pk	35.6	-20.1	11.8	-43.71	-	-	-	-	236	279	V
1	7.12505	-38.3	Pk	35.7	-20.3	11.8	-11.1	-	-	-7	-4.1	236	279	V
3	7.12505	-57.15	RMS	35.7	-20.3	11.8	-24.65	**-27**	**-2.95**	-	-	236	279	V
4	7.12557	-62.88	RMS	35.7	-20.3	11.8	-35.68	-27	-8.68	-	-	236	279	V

* - indicates frequency in CFR47 Pt 15 / IC RSS-Restricted Band
** - indicates frequency in Taiwan NCC LP0002 Restricted Band
Pk - Peak detector
RMS - RMS detection

UL LLC
12 Laboratory Drive, Research Triangle Park, NC 27709; USA TEL:(919)549-1400
This report shall not be reproduced except in full, without the written approval of UL LLC

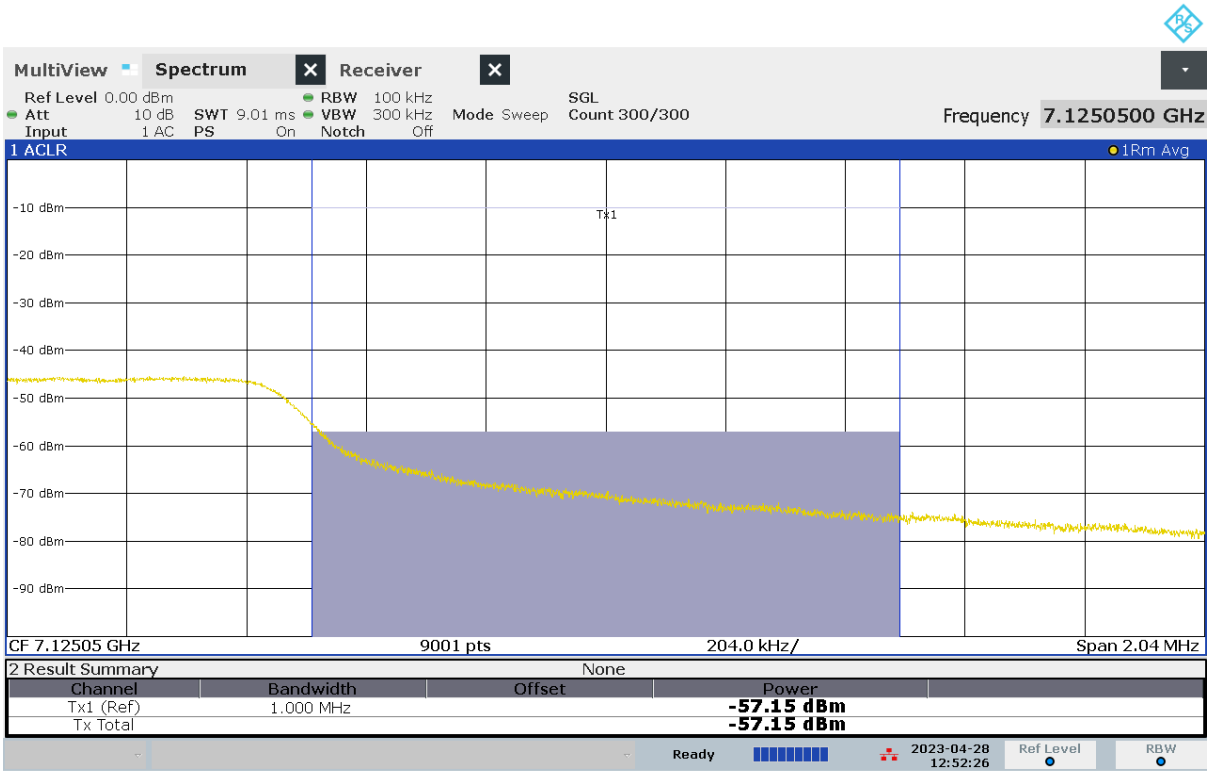

12:52:26 PM 04/28/2023

UL LLC
12 Laboratory Drive, Research Triangle Park, NC 27709; USA TEL:(919)549-1400
This report shall not be reproduced except in full, without the written approval of UL LLC

2TX CHAIN 0 + CHAIN 1 OFDMA MODE: 106T

BANDEDGE (HIGH CHANNEL)

HORIZONTAL RESULT

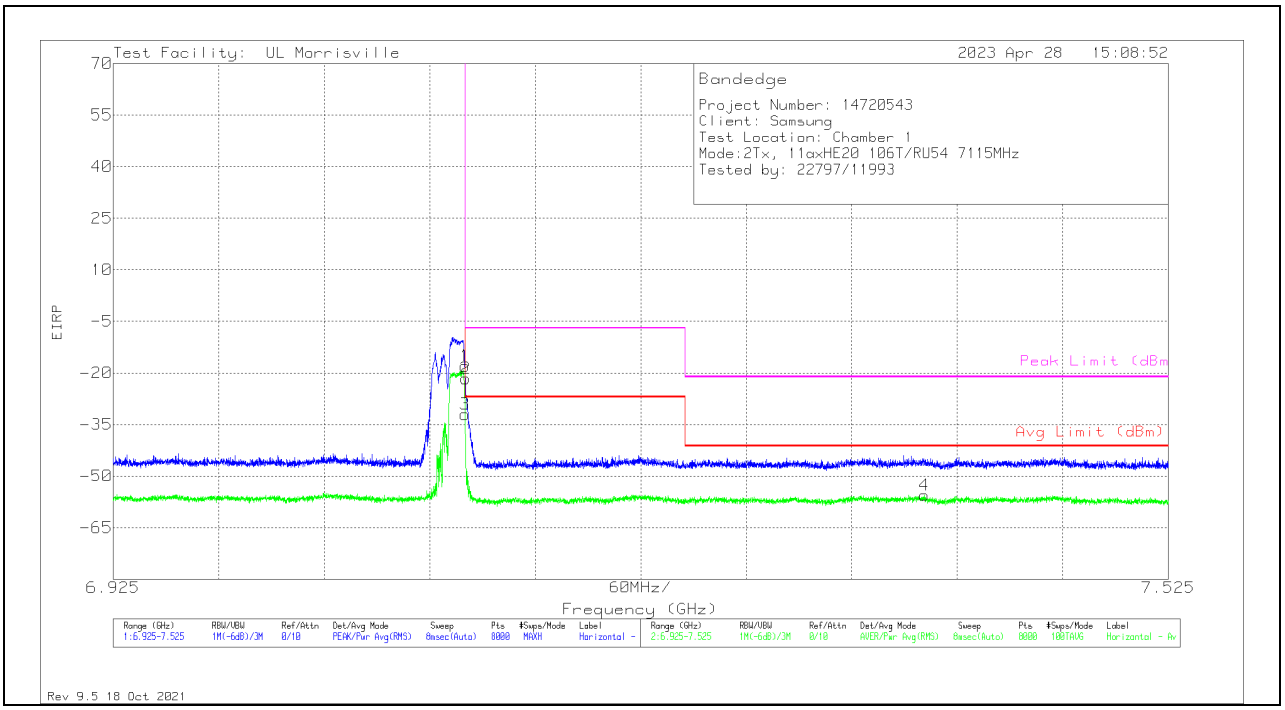

Marker	Frequency (GHz)	Meter Reading (dBm)	Det	89509 (dB/m)	Gain/Loss (dB)	Conversion Factor (dB)	Corrected Reading EIRP	Avg Limit (dBm)	RMS Margin (dB)	Peak Limit (dBm)	PK Margin (dB)	Azimuth (Degs)	Height (cm)	Polarity
4	* ** 7.38638	-82.96	RMS	35.6	-20	11.8	-55.56	-41.2	-14.36	-	-	311	264	H
1	7.12505	-45.16	Pk	35.7	-20.3	11.8	-17.96	-	-	-7	-10.96	311	264	H
3	7.12505	-59.24	RMS	35.7	-20.3	11.8	-32.04	-27	-5.04	-	-	311	264	H
2	7.12535	-48.81	Pk	35.7	-20.3	11.8	-21.61	-	-	-7	-14.61	311	264	H

* - indicates frequency in CFR47 Pt 15 / IC RSS-Restricted Band
** - indicates frequency in Taiwan NCC LP0002 Restricted Band
Pk - Peak detector
RMS - RMS detection

UL LLC
12 Laboratory Drive, Research Triangle Park, NC 27709; USA TEL:(919)549-1400
This report shall not be reproduced except in full, without the written approval of UL LLC

VERTICAL RESULT

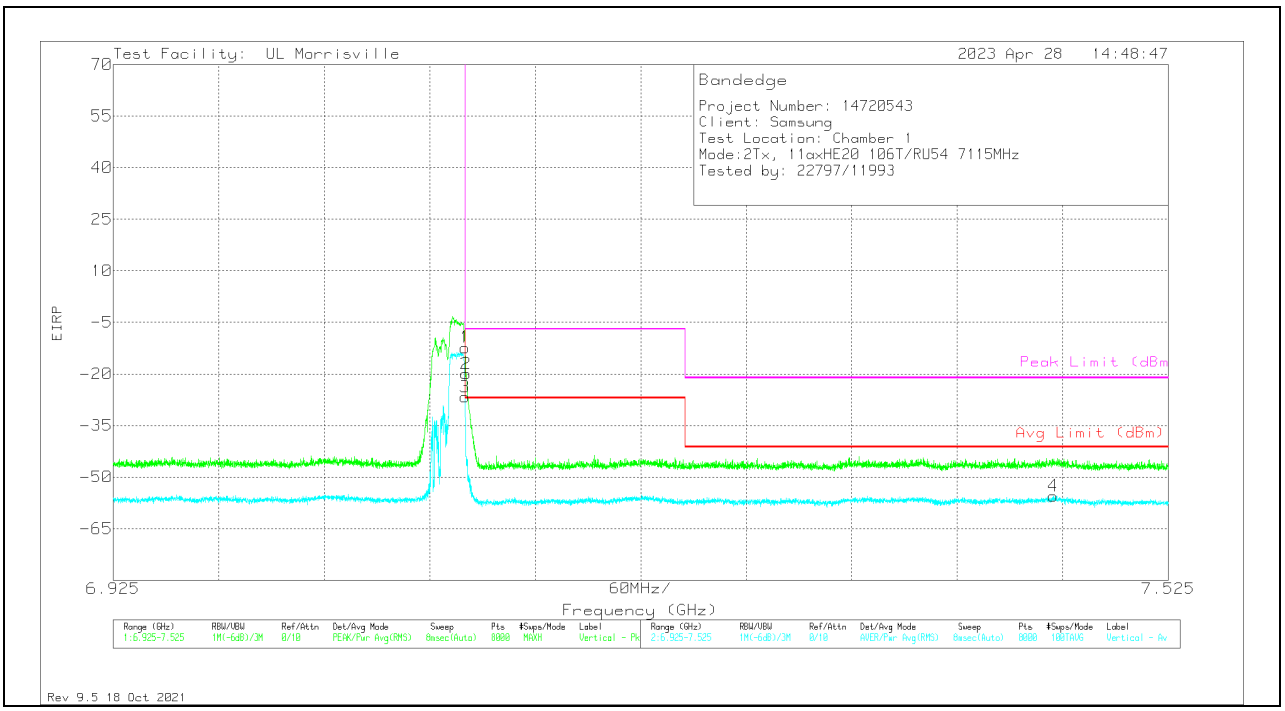

Marker	Frequency (GHz)	Meter Reading (dBm)	Det	89509 (dB/m)	Gain/Loss (dB)	Conversion Factor (dB)	Corrected Reading EIRP	Avg Limit (dBm)	RMS Margin (dB)	Peak Limit (dBm)	PK Margin (dB)	Azimuth (Degs)	Height (cm)	Polarity
4	* ** 7.45951	-83.22	RMS	35.6	-19.7	11.8	-55.52	-41.2	-14.32	-	-	246	239	V
1	7.12505	-39.53	Pk	35.7	-20.3	11.8	-12.33	-	-	-7	-5.33	246	240	V
3	7.12505	-56.70	RMS	35.7	-20.3	11.8	-29.50	**-27**	-2.5	-	-	246	239	V
2	7.12565	-47.13	Pk	35.7	-20.3	11.8	-19.93	-	-	-7	-12.93	246	240	V

* - indicates frequency in CFR47 Pt 15 / IC RSS-Restricted Band
** - indicates frequency in Taiwan NCC LP0002 Restricted Band
Pk - Peak detector
RMS - RMS detection

UL LLC
12 Laboratory Drive, Research Triangle Park, NC 27709; USA TEL:(919)549-1400
This report shall not be reproduced except in full, without the written approval of UL LLC

02:57:33 PM 04/28/2023

UL LLC
12 Laboratory Drive, Research Triangle Park, NC 27709; USA TEL:(919)549-1400

This report shall not be reproduced except in full, without the written approval of UL LLC

2TX CHAIN 0 + CHAIN 1 OFDMA MODE: 242T

BANDEDGE (HIGH CHANNEL)

HORIZONTAL RESULT

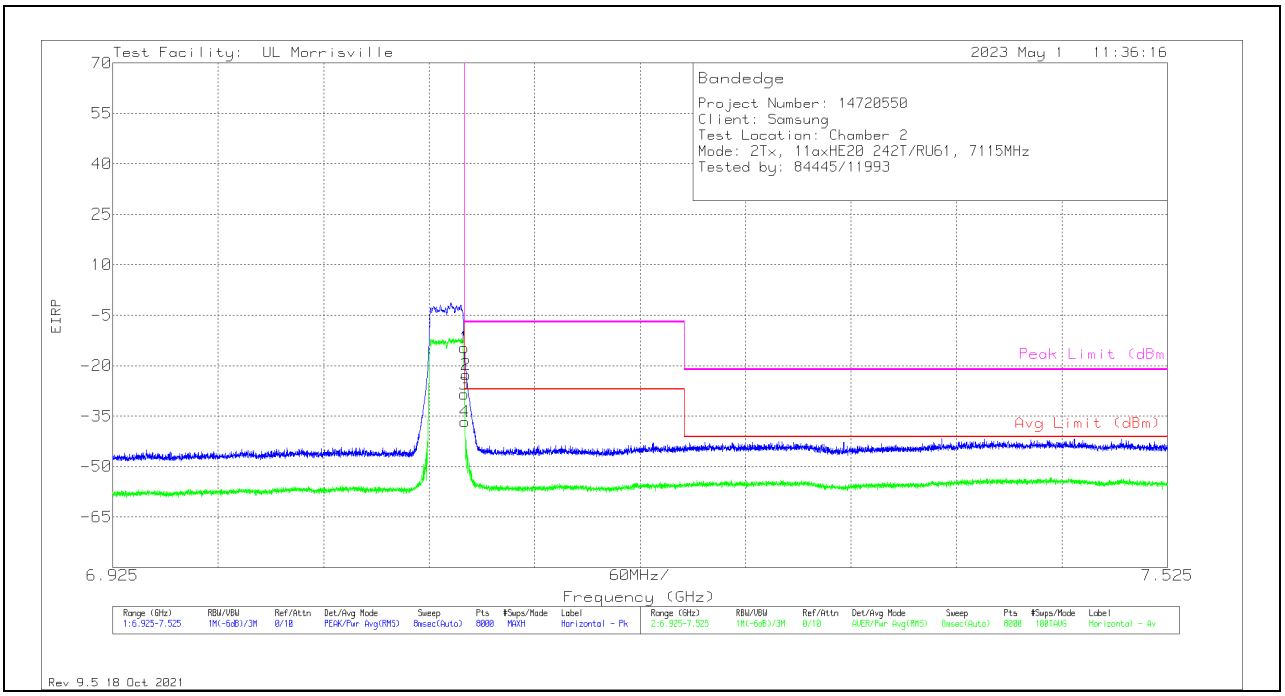

Marker	Frequency (GHz)	Meter Reading (dBm)	Det	88761 (dB/m)	Gain/Loss (dB)	Conversion Factor (dB)	Corrected Reading EIRP	Avg Limit (dBm)	Margin (dB)	Peak Limit (dBm)	PK Margin (dB)	Azimuth (Degs)	Height (cm)	Polarity
1	7.12505	-43.4	Pk	35.5	-18.6	11.8	-14.7	-	-	-7	-7.7	182	169	H
2	7.1261	-51.23	Pk	35.5	-18.7	11.8	-22.63	-	-	-7	-15.63	182	169	H
3	7.12505	-62.35	RMS	35.5	-18.6	11.8	-33.65	-27	-6.65	-	-	182	169	H
4	7.12542	-65.33	RMS	35.5	-18.7	11.8	-36.73	-27	-9.73	-	-	182	169	H

Pk - Peak detector
RMS - RMS detection

UL LLC
12 Laboratory Drive, Research Triangle Park, NC 27709; USA TEL:(919)549-1400
This report shall not be reproduced except in full, without the written approval of UL LLC

12:09:21 PM 05/01/2023

UL LLC
12 Laboratory Drive, Research Triangle Park, NC 27709; USA TEL:(919)549-1400

This report shall not be reproduced except in full, without the written approval of UL LLC

VERTICAL RESULT

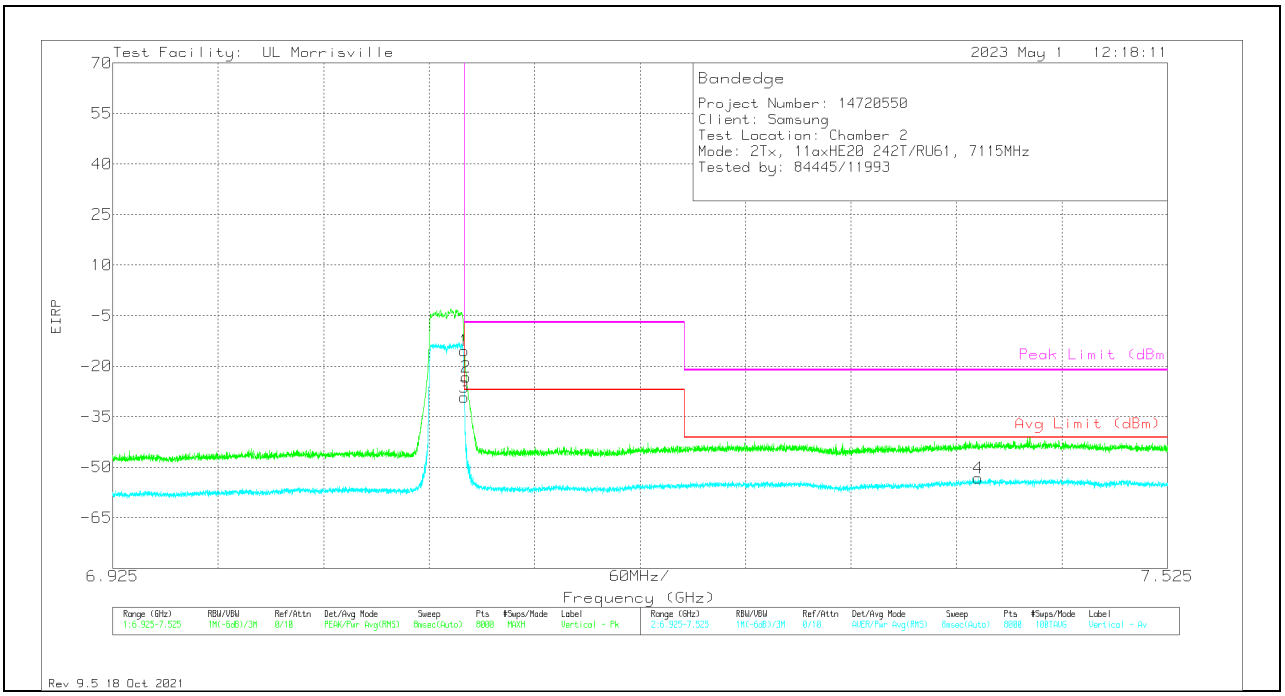

Marker	Frequency (GHz)	Meter Reading (dBm)	Det	88761 (dB/m)	Gain/Loss (dB)	Conversion Factor (dB)	Corrected Reading EIRP	Avg Limit (dBm)	Margin (dB)	Peak Limit (dBm)	PK Margin (dB)	Azimuth (Degs)	Height (cm)	Polarity
1	7.12505	-44.07	Pk	35.5	-18.6	11.8	-15.37	-	-	-7	-8.37	133	125	V
2	7.12602	-51.83	Pk	35.5	-18.7	11.8	-23.23	-	-	-7	-16.23	133	125	V
3	7.12505	-57.92	RMS	35.5	-18.6	11.8	-29.22	-27	-2.22	-	-	133	125	V
4	* ** 7.41736	-83.41	RMS	35.6	-17.2	11.8	-53.21	-41.2	-12.01	-	-	133	125	V

* - indicates frequency in CFR47 Pt 15 / IC RSS-Restricted Band
** - indicates frequency in Taiwan NCC LP0002 Restricted Band
Pk - Peak detector
RMS - RMS detection

UL LLC
12 Laboratory Drive, Research Triangle Park, NC 27709; USA TEL:(919)549-1400
This report shall not be reproduced except in full, without the written approval of UL LLC

10.1.12. TX ABOVE 1 GHz 802.11ax HE40 MODE IN THE UNII-8 BAND

2TX CHAIN 0 + CHAIN 1 OFDMA MODE: 484T

BANDEDGE (HIGH CHANNEL)

HORIZONTAL RESULT

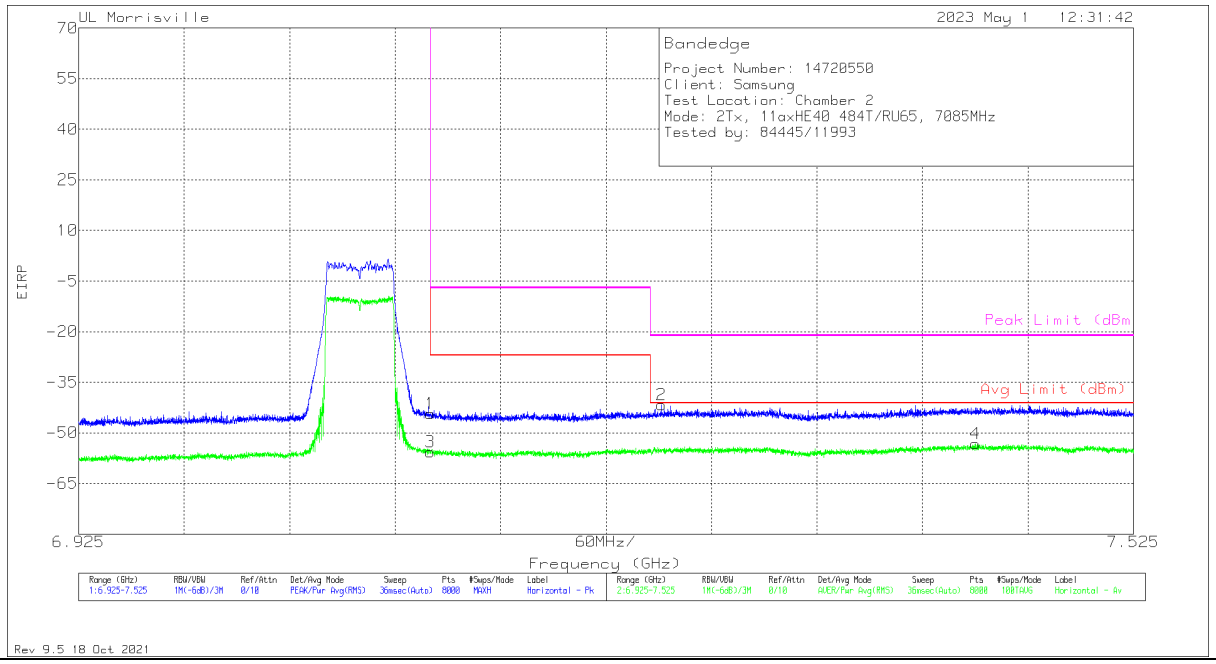

Marker	Frequency (GHz)	Meter Reading (dBm)	Det	88761 (dB/m)	Gain/Loss (dB)	Conversion Factor (dB)	Corrected Reading EIRP	Avg Limit (dBm)	RMS Margin (dB)	Peak Limit (dBm)	PK Margin (dB)	Azimuth (Degs)	Height (cm)	Polarity
2	* ** 7.25661	-70.82	Pk	35.6	-18.2	11.8	-41.62	-	-	-21.2	-20.42	146	194	H
4	* ** 7.43529	-83.36	RMS	35.6	-17.3	11.8	-53.26	-41.2	-12.06	-	-	146	194	V
1	7.12505	-73.05	Pk	35.5	-18.6	11.8	-44.35	-	-	-7	-37.35	146	194	H
3	7.12505	-84.28	RMS	35.5	-18.6	11.8	-55.58	-27	-28.58	-	-	146	194	V

* - indicates frequency in CFR47 Pt 15 / IC RSS-Restricted Band
** - indicates frequency in Taiwan NCC LP0002 Restricted Band
Pk - Peak detector
RMS - RMS detection

UL LLC
12 Laboratory Drive, Research Triangle Park, NC 27709; USA TEL:(919)549-1400
This report shall not be reproduced except in full, without the written approval of UL LLC

VERTICAL RESULT

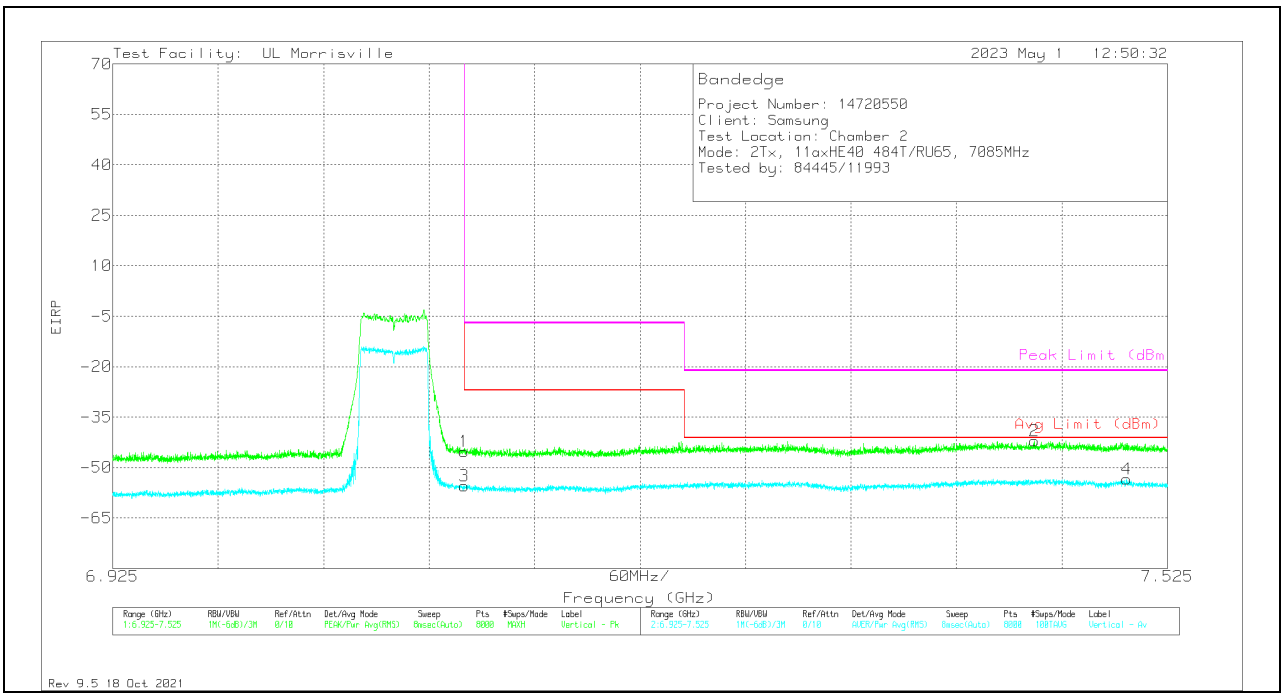

Marker	Frequency (GHz)	Meter Reading (dBm)	Det	88761 (dB/m)	Gain/Loss (dB)	Conversion Factor (dB)	Corrected Reading EIRP	Avg Limit (dBm)	RMS Margin (dB)	Peak Limit (dBm)	PK Margin (dB)	Azimuth (Degs)	Height (cm)	Polarity
1	7.12505	-73.89	Pk	35.5	-18.6	11.8	-45.19	-	-	-7	-38.19	111	121	V
2	* ** 7.44924	-72.21	Pk	35.6	-17.2	11.8	-42.01	-	-	-21.2	-20.81	111	121	V
3	7.12505	-84.25	RMS	35.5	-18.6	11.8	-55.55	-27	-28.55	-	-	111	121	V
4	* ** 7.50182	-84.05	RMS	35.6	-16.7	11.8	-53.35	-41.2	-12.15	-	-	111	121	V

* - indicates frequency in CFR47 Pt 15 / IC RSS-Restricted Band
** - indicates frequency in Taiwan NCC LP0002 Restricted Band
Pk - Peak detector
RMS - RMS detection

UL LLC
12 Laboratory Drive, Research Triangle Park, NC 27709; USA TEL:(919)549-1400
This report shall not be reproduced except in full, without the written approval of UL LLC

10.1.13. TX ABOVE 1 GHz 802.11ax HE80 MODE IN THE UNII-8 BAND

2TX CHAIN 0 + CHAIN 1 OFDMA MODE: 996T

BANDEDGE (HIGH CHANNEL)

HORIZONTAL RESULT

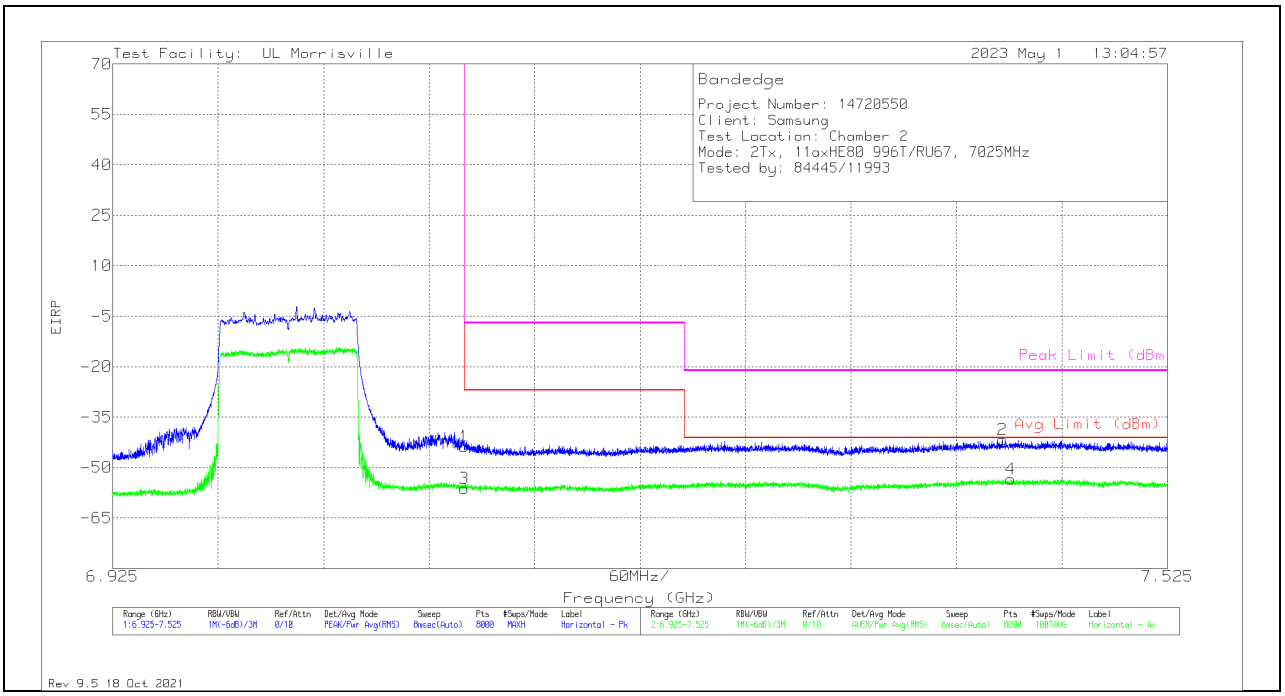

Marker	Frequency (GHz)	Meter Reading (dBm)	Det	88761 (dB/m)	Gain/Loss (dB)	Conversion Factor (dB)	Corrected Reading EIRP	Avg Limit (dBm)	RMS Margin (dB)	Peak Limit (dBm)	PK Margin (dB)	Azimuth (Degs)	Height (cm)	Polarity
2	* ** 7.43109	-71.87	Pk	35.6	-17.2	11.8	-41.67	-	-	-21.2	-20.47	222	141	H
4	* ** 7.43596	-83.45	RMS	35.6	-17.3	11.8	-53.35	-41.2	-12.15	-	-	222	141	H
1	7.12505	-72.4	Pk	35.5	-18.6	11.8	-43.7	-	-	-7	-36.7	222	141	H
3	7.12505	-84.97	RMS	35.5	-18.6	11.8	-56.27	-27	-29.27	-	-	222	141	H

* - indicates frequency in CFR47 Pt 15 / IC RSS-Restricted Band
** - indicates frequency in Taiwan NCC LP0002 Restricted Band
Pk - Peak detector
RMS - RMS detection

UL LLC
12 Laboratory Drive, Research Triangle Park, NC 27709; USA TEL:(919)549-1400
This report shall not be reproduced except in full, without the written approval of UL LLC

VERTICAL RESULT

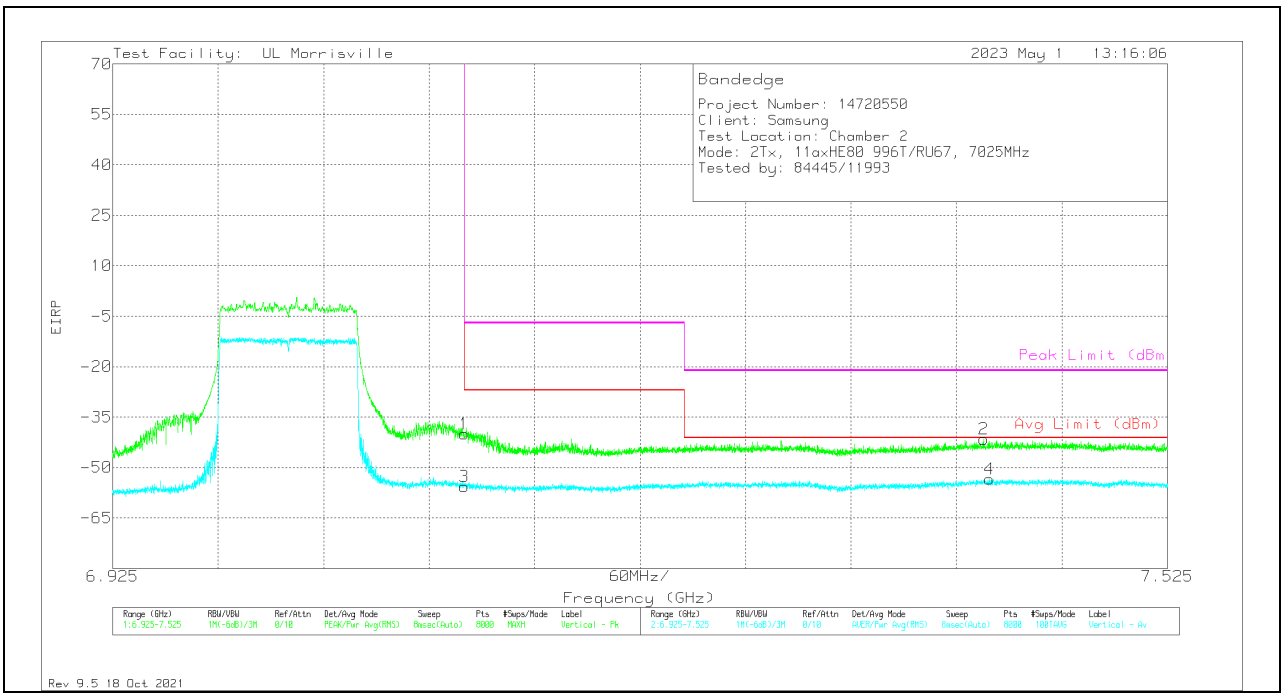

Marker	Frequency (GHz)	Meter Reading (dBm)	Det	88761 (dB/m)	Gain/Loss (dB)	Conversion Factor (dB)	Corrected Reading EIRP	Avg Limit (dBm)	RMS Margin (dB)	Peak Limit (dBm)	PK Margin (dB)	Azimuth (Degs)	Height (cm)	Polarity
2	* ** 7.42036	-71.79	Pk	35.6	-17.2	11.8	-41.59	-	-	-21.2	-20.39	120	113	V
4	* ** 7.42373	-83.67	RMS	35.6	-17.1	11.8	-53.37	-41.2	-12.17	-	-	120	113	V
1	7.12505	-68.74	Pk	35.5	-18.6	11.8	-40.04	-	-	-7	-33.04	120	113	V
3	7.12505	-84.33	RMS	35.5	-18.6	11.8	-55.63	-27	-28.63	-	-	120	113	V

* - indicates frequency in CFR47 Pt 15 / IC RSS-Restricted Band
** - indicates frequency in Taiwan NCC LP0002 Restricted Band
Pk - Peak detector
RMS - RMS detection

UL LLC
12 Laboratory Drive, Research Triangle Park, NC 27709; USA TEL:(919)549-1400
This report shall not be reproduced except in full, without the written approval of UL LLC

HARMONICS AND SPURIOUS EMISSIONS

LOW

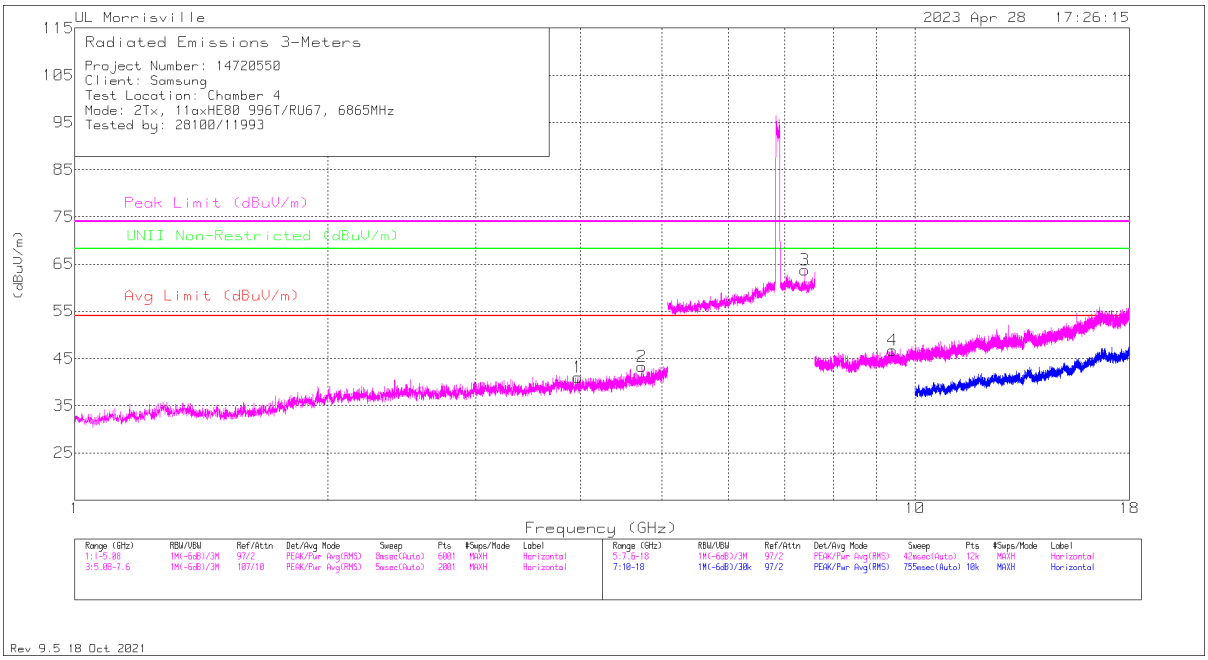

HORIZONTAL

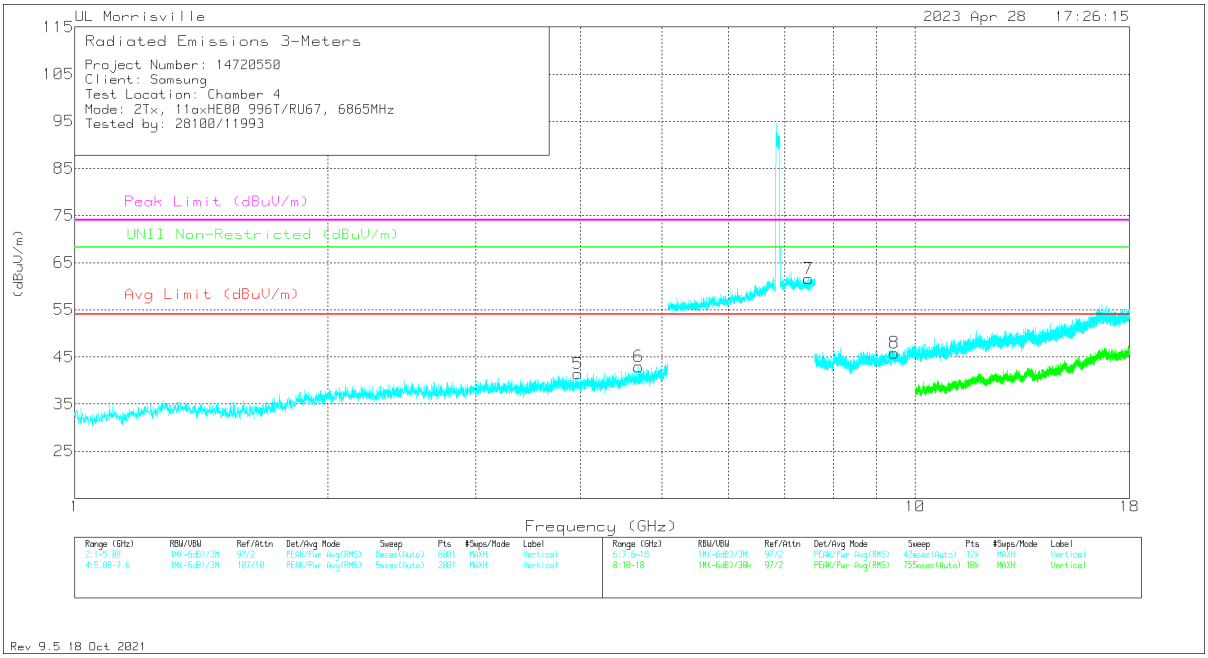

VERTICAL

UL LLC
12 Laboratory Drive, Research Triangle Park, NC 27709; USA TEL:(919)549-1400
This report shall not be reproduced except in full, without the written approval of UL LLC

RADIATED EMISSIONS

Marker	Frequency (GHz)	Meter Reading (dBuV)	Det	86408 (dB/m)	Gain/Loss (dB)	Filter (dB)	Corrected Reading (dBuV/m)	Avg Limit (dBuV/m)	Margin (dB)	Peak Limit (dBuV/m)	PK Margin (dB)	UNII Non-Restricted (dBuV/m)	PK Margin (dB)	Azimuth (Degs)	Height (cm)	Polarity
4	* ** 9.41047	36.38	Pk	36.5	-26.5	.4	46.78	54	-7.22	74	-27.22	-	-	0-360	100	H
8	* ** 9.44513	35.37	Pk	36.5	-26.3	.3	45.87	54	-8.13	74	-28.13	-	-	0-360	200	V
1	* ** 3.97024	40.76	Pk	33.4	-33.2	0	40.96	54	-13.04	74	-33.04	-	-	0-360	100	H
2	* ** 4.73048	40.7	Pk	34	-31.4	0	43.3	54	-10.7	74	-30.7	-	-	0-360	100	H
5	* ** 3.97092	41.25	Pk	33.4	-33.2	0	41.45	54	-12.55	74	-32.55	-	-	0-360	200	V
6	* ** 4.68934	40.75	Pk	34	-31.8	0	42.95	54	-11.05	74	-31.05	-	-	0-360	200	V
3	* ** 7.39616	34.24	PK-U	35.6	-7.4	0	62.44	-	-	74	-11.56	-	-	241	224	H
	* ** 7.39316	22.78	ADR	35.6	-7.4	0	50.98	54	-3.02	-	-	-	-	241	224	H
7	* ** 7.46564	34.79	PK-U	35.6	-7.4	0	62.99	-	-	74	-11.01	-	-	260	133	V
	* ** 7.46467	22.7	ADR	35.6	-7.4	0	50.9	54	-3.1	-	-	-	-	260	133	V

* - indicates frequency in CFR47 Pt 15 / IC RSS-Restricted Band
** - indicates frequency in Taiwan NCC LP0002 Restricted Band
Pk - Peak detector
PK-U - Maximum Peak
ADR - RMS average

UL LLC
12 Laboratory Drive, Research Triangle Park, NC 27709; USA TEL:(919)549-1400
This report shall not be reproduced except in full, without the written approval of UL LLC

MID

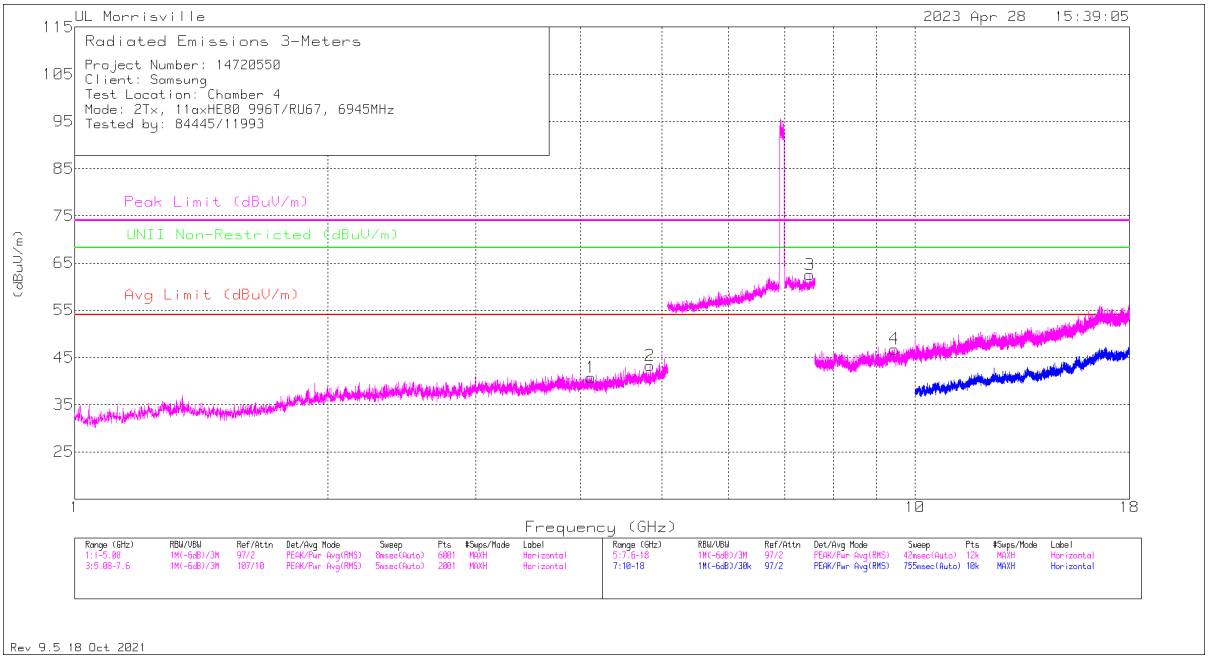

HORIZONTAL

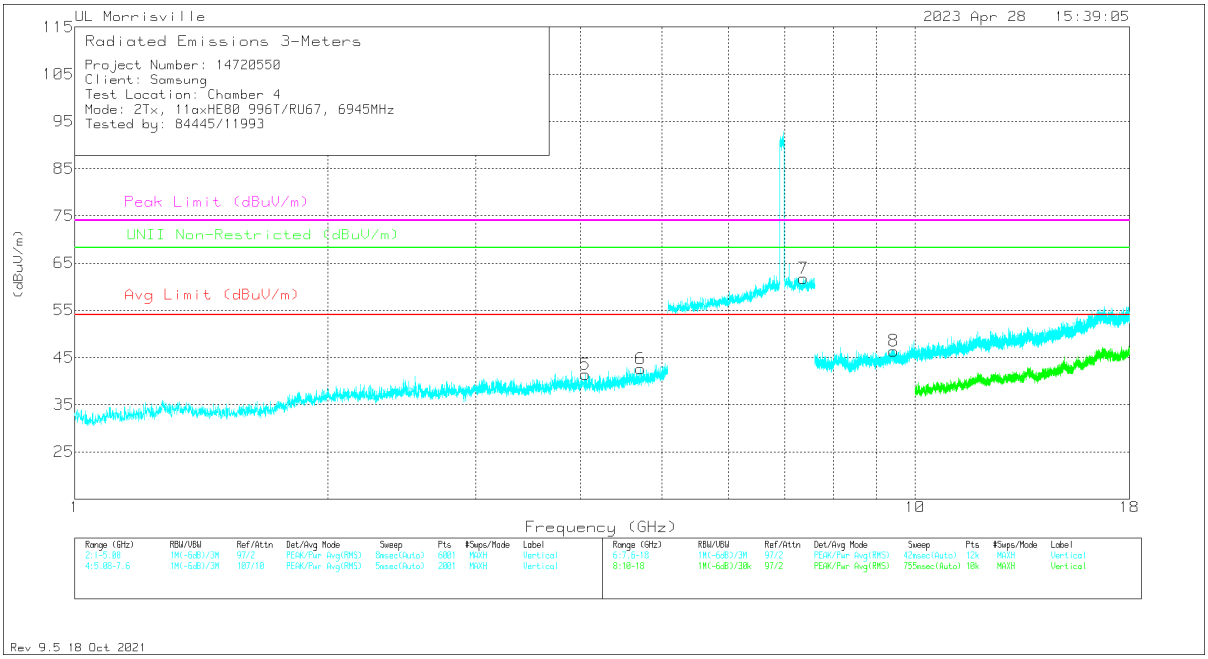

VERTICAL

UL LLC
12 Laboratory Drive, Research Triangle Park, NC 27709; USA TEL:(919)549-1400

This report shall not be reproduced except in full, without the written approval of UL LLC

RADIATED EMISSIONS

Marker	Frequency (GHz)	Meter Reading (dBuV)	Det	86408 (dB/m)	Gain/Loss (dB)	Filter (dB)	Corrected Reading (dBuV/m)	Avg Limit (dBuV/m)	Margin (dB)	Peak Limit (dBuV/m)	PK Margin (dB)	UNII Non-Restricted (dBuV/m)	PK Margin (dB)	Azimuth (Degs)	Height (cm)	Polarity
8	* ** 9.4408	35.9	Pk	36.5	-26.3	.3	46.4	54	-7.6	74	-27.6	-	-	0-360	200	V
4	* ** 9.44687	36.3	Pk	36.5	-26.3	.3	46.8	54	-7.2	74	-27.2	-	-	0-360	100	H
1	* ** 4.11848	39.47	Pk	33.4	-32.1	0	40.77	54	-13.23	74	-33.23	-	-	0-360	100	H
2	* ** 4.84064	40.46	Pk	34.1	-31.3	0	43.26	54	-10.74	74	-30.74	-	-	0-360	100	H
5	* ** 4.05048	40.84	Pk	33.4	-32.8	0	41.44	54	-12.56	74	-32.56	-	-	0-360	200	V
6	* ** 4.71688	40.41	Pk	34	-31.8	0	42.61	54	-11.39	74	-31.39	-	-	0-360	200	V
3	* ** 7.49143	33.9	PK-U	35.6	-7.1	0	62.4	-	-	74	-11.6	-	-	277	252	H
	* ** 7.49118	22.65	ADR	35.6	-7.1	0	51.15	54	-2.85	-	-	-	-	277	252	H
7	* ** 7.3641	34.05	PK-U	35.6	-7.5	0	62.15	-	-	74	-11.85	-	-	321	272	V
	* ** 7.36561	22.9	ADR	35.6	-7.5	0	51	54	-3	-	-	-	-	321	272	V

* - indicates frequency in CFR47 Pt 15 / IC RSS-Restricted Band
** - indicates frequency in Taiwan NCC LP0002 Restricted Band
Pk - Peak detector
PK-U - Maximum Peak
ADR - RMS average

UL LLC
12 Laboratory Drive, Research Triangle Park, NC 27709; USA TEL:(919)549-1400
This report shall not be reproduced except in full, without the written approval of UL LLC

HIGH

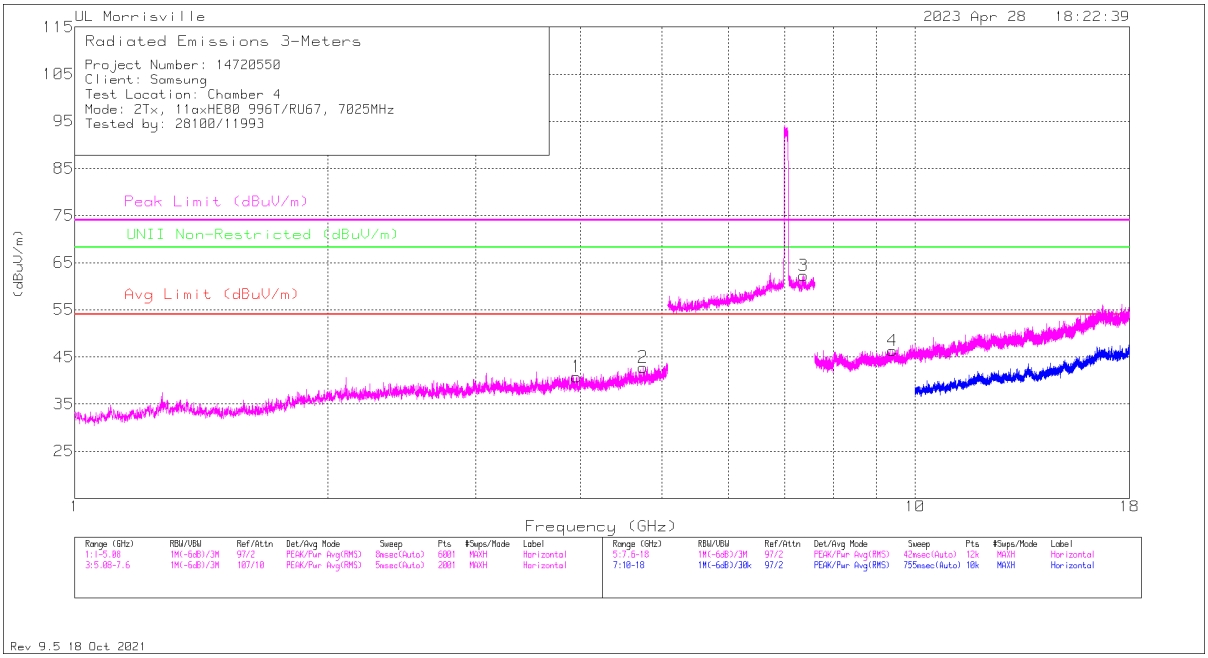

HORIZONTAL

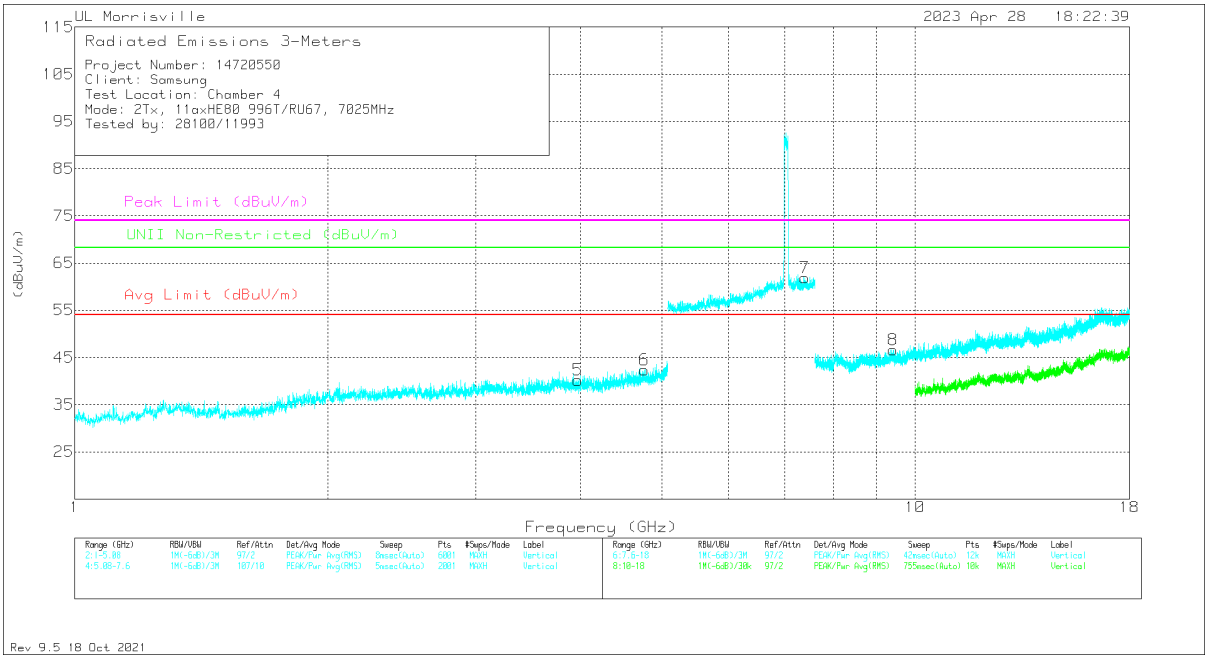

VERTICAL

UL LLC
12 Laboratory Drive, Research Triangle Park, NC 27709; USA TEL:(919)549-1400

This report shall not be reproduced except in full, without the written approval of UL LLC

RADIATED EMISSIONS

Marker	Frequency (GHz)	Meter Reading (dBuV)	Det	86408 (dB/m)	Gain/Loss (dB)	Filter (dB)	Corrected Reading (dBuV/m)	Avg Limit (dBuV/m)	Margin (dB)	Peak Limit (dBuV/m)	PK Margin (dB)	UNII Non-Restricted (dBuV/m)	PK Margin (dB)	Azimuth (Degs)	Height (cm)	Polarity
4	* ** 9.40007	35.96	Pk	36.5	-26.5	.4	46.36	54	-7.64	74	-27.64	-	-	0-360	100	H
8	* ** 9.4252	36.16	Pk	36.5	-26.4	.4	46.66	54	-7.34	74	-27.34	-	-	0-360	200	V
1	* ** 3.96004	40.42	Pk	33.4	-33	0	40.82	54	-13.18	74	-33.18	-	-	0-360	100	H
2	* ** 4.74884	40.11	Pk	34	-31.3	0	42.81	54	-11.19	74	-31.19	-	-	0-360	100	H
5	* ** 3.96888	39.96	Pk	33.4	-33.2	0	40.16	54	-13.84	74	-33.84	-	-	0-360	200	V
6	* ** 4.7604	39.47	Pk	34	-31.1	0	42.37	54	-11.63	74	-31.63	-	-	0-360	200	V
3	* ** 7.3711	34.29	PK-U	35.6	-7.4	0	62.49	-	-	74	-11.51	-	-	147	359	H
	* ** 7.37111	22.78	ADR	35.6	-7.4	0	50.98	54	-3.02	-	-	-	-	147	359	H
7	* ** 7.39036	34.1	PK-U	35.6	-7.4	0	62.3	-	-	74	-11.7	-	-	337	326	V
	* ** 7.39003	22.89	ADR	35.6	-7.4	0	51.09	54	-2.91	-	-	-	-	337	326	V

* - indicates frequency in CFR47 Pt 15 / IC RSS-Restricted Band
** - indicates frequency in Taiwan NCC LP0002 Restricted Band
Pk - Peak detector
PK-U - Maximum Peak
ADR - RMS average

UL LLC
12 Laboratory Drive, Research Triangle Park, NC 27709; USA TEL:(919)549-1400
This report shall not be reproduced except in full, without the written approval of UL LLC

10.1.14. TX ABOVE 1 GHz 802.11ax HE160 MODE IN THE UNII-8 BAND

2TX CHAIN 0 + CHAIN 1 OFDMA MODE: 2x996T

BANDEDGE (HIGH CHANNEL)

HORIZONTAL RESULT

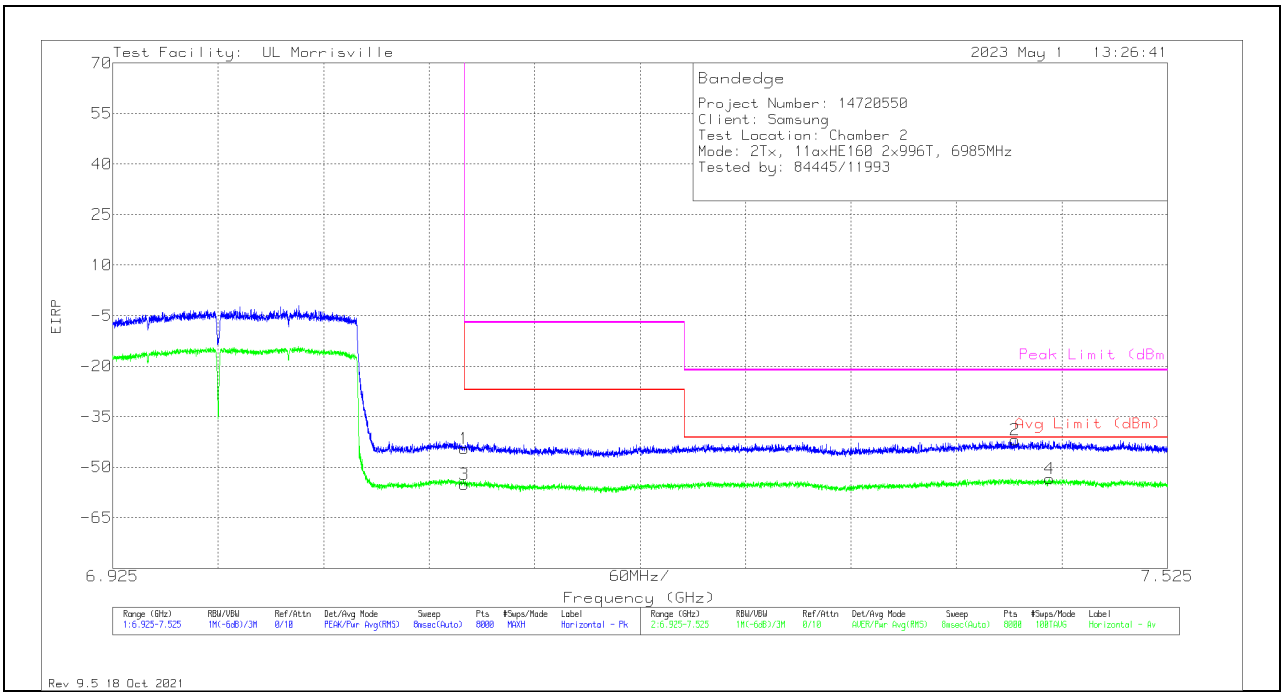

Marker	Frequency (GHz)	Meter Reading (dBm)	Det	88761 (dB/m)	Gain/Loss (dB)	Conversion Factor (dB)	Corrected Reading EIRP	Avg Limit (dBm)	RMS Margin (dB)	Peak Limit (dBm)	PK Margin (dB)	Azimuth (Degs)	Height (cm)	Polarity
2	* ** 7.43829	-72	Pk	35.6	-17.3	11.8	-41.9	-	-	-21.2	-20.7	238	103	H
4	* ** 7.45809	-83.75	RMS	35.6	-17.1	11.8	-53.45	-41.2	-12.25	-	-	238	103	H
1	7.12505	-73.2	Pk	35.5	-18.6	11.8	-44.5	-	-	-7	-37.5	238	103	H
3	7.12505	-83.74	RMS	35.5	-18.6	11.8	-55.04	-27	-28.04	-	-	238	103	H

* - indicates frequency in CFR47 Pt 15 / IC RSS-Restricted Band
** - indicates frequency in Taiwan NCC LP0002 Restricted Band
Pk - Peak detector
RMS - RMS detection

UL LLC
12 Laboratory Drive, Research Triangle Park, NC 27709; USA TEL:(919)549-1400
This report shall not be reproduced except in full, without the written approval of UL LLC

VERTICAL RESULT

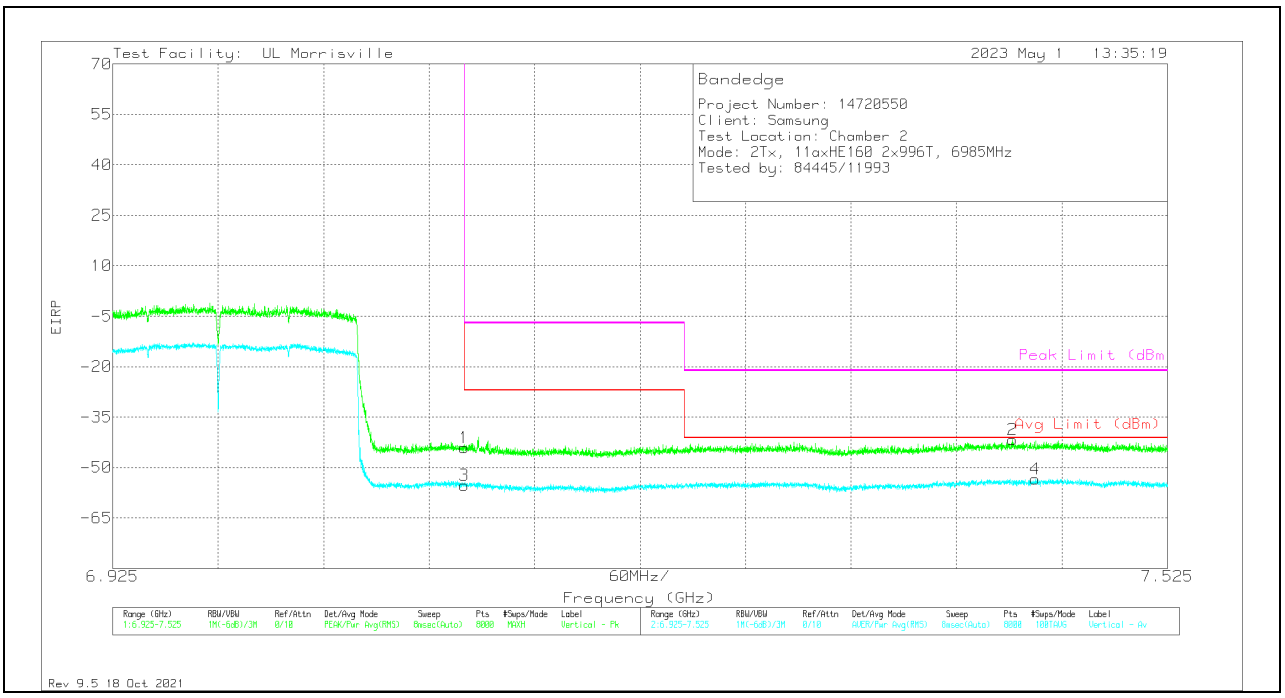

Marker	Frequency (GHz)	Meter Reading (dBm)	Det	88761 (dB/m)	Gain/Loss (dB)	Conversion Factor (dB)	Corrected Reading EIRP	Avg Limit (dBm)	RMS Margin (dB)	Peak Limit (dBm)	PK Margin (dB)	Azimuth (Degs)	Height (cm)	Polarity
2	* ** 7.43701	-71.83	Pk	35.6	-17.3	11.8	-41.73	-	-	-21.2	-20.53	130	211	V
4	* ** 7.44969	-83.56	RMS	35.6	-17.2	11.8	-53.36	-41.2	-12.16	-	-	130	210	V
1	7.12505	-72.82	Pk	35.5	-18.6	11.8	-44.12	-	-	-7	-37.12	130	211	V
3	7.12505	-83.95	RMS	35.5	-18.6	11.8	-55.25	-27	-28.25	-	-	130	210	V

* - indicates frequency in CFR47 Pt 15 / IC RSS-Restricted Band
** - indicates frequency in Taiwan NCC LP0002 Restricted Band
Pk - Peak detector
RMS - RMS detection

UL LLC
12 Laboratory Drive, Research Triangle Park, NC 27709; USA TEL:(919)549-1400
This report shall not be reproduced except in full, without the written approval of UL LLC

10.2. WORST CASE BELOW 30MHZ

Note for below 30 MHz scans: All measurements were made at a test distance of 3 m. The measured data was extrapolated from the test distance (3m) to the specification distance (300 m from 9-490 kHz and 30 m from 490 kHz – 30 MHz) to clearly show the relative levels of fundamental and spurious emissions and demonstrate compliance with the requirement that the level of any spurious emissions be below the level of the intentionally transmitted signal. The extrapolation factor for the limits were 40*Log (test distance / specification distance).

10.2.1. SPURIOUS EMISSIONS BELOW 30 MHz (E-FIELD)

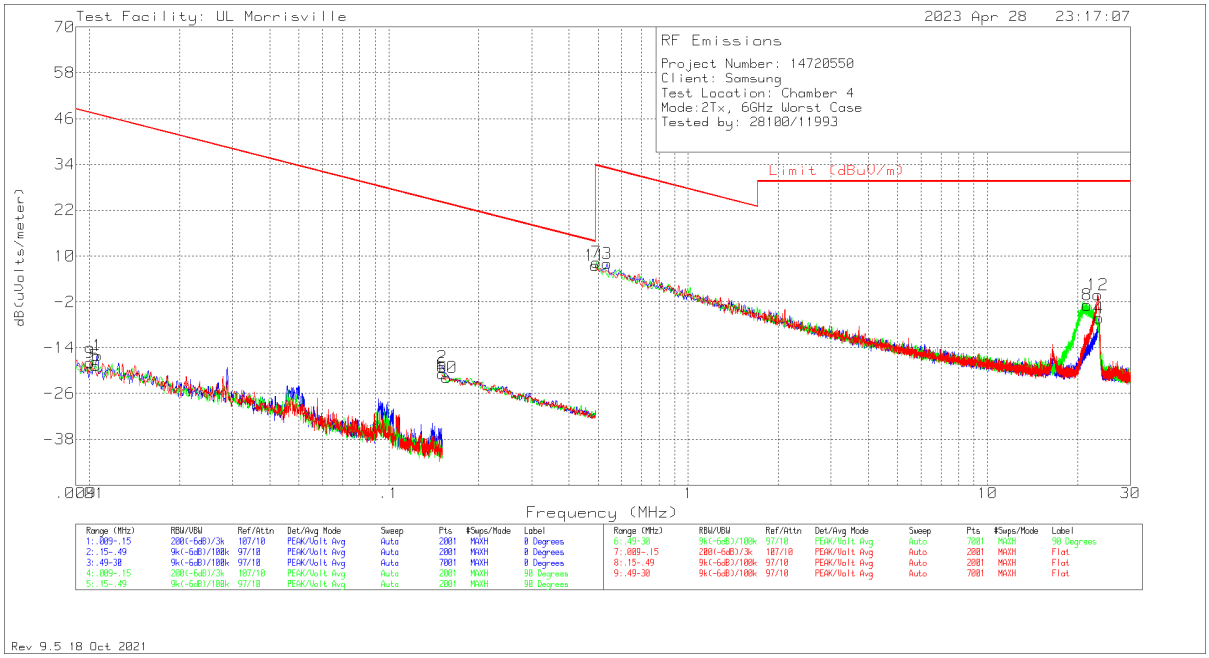

ANTENNA- THREE ORIENTATIONS FACE ON/FACE OFF/FLAT

Marker	Frequency (MHz)	Meter Reading (dBuV)	Det	135144 (dB/m)	Gain/Loss (dB)	Dist. Corr. Factor (dB)	Corrected Reading dB(uVolts/meter)	QP/ AV Limit (dBuV/m)	PK Limit (dBuV/m)	Margin (dB)	Azimuth (Degs)	Loop Angle
9	.01007	42.78	Pk	19.3	0	-80	-17.92	47.55	67.55	-65.47	0-360	Flat
5	.01049	42.25	Pk	19.1	0	-80	-18.65	47.19	67.19	-65.84	0-360	90 degs
1	.01063	44.87	Pk	19	0	-80	-16.13	47.07	67.07	-63.2	0-360	0 degs
2	.15077	48.68	Pk	12.2	.1	-80	-19.02	24.04	44.04	-43.06	0-360	0 degs
6	.15094	46.89	Pk	12.2	.1	-80	-20.81	24.03	44.03	-44.84	0-360	90 degs
10	.15629	45.9	Pk	12.2	.1	-80	-21.8	23.73	43.73	-45.53	0-360	Flat
11	.49	35.31	Pk	12.2	.1	-40	7.61	13.8	33.8	-6.19	0-360	Flat
7	.49422	36.1	Pk	12.2	.1	-40	8.4	33.73	-	-25.33	0-360	90 degs
3	.53638	35.67	Pk	12.2	.1	-40	7.97	33.01	-	-25.04	0-360	0 degs
8	21.55735	26.73	Pk	9.5	.9	-40	-2.87	29.54	-	-32.41	0-360	90 degs
12	23.36602	29.71	Pk	9.2	.9	-40	-.19	29.54	-	-29.73	0-360	Flat
4	23.53044	23.52	Pk	9.2	1	-40	-6.28	29.54	-	-35.82	0-360	0 degs

Pk - Peak detector

UL LLC
12 Laboratory Drive, Research Triangle Park, NC 27709; USA TEL:(919)549-1400
This report shall not be reproduced except in full, without the written approval of UL LLC

10.2.2. SPURIOUS EMISSIONS BELOW 30 MHz (H-FIELD)

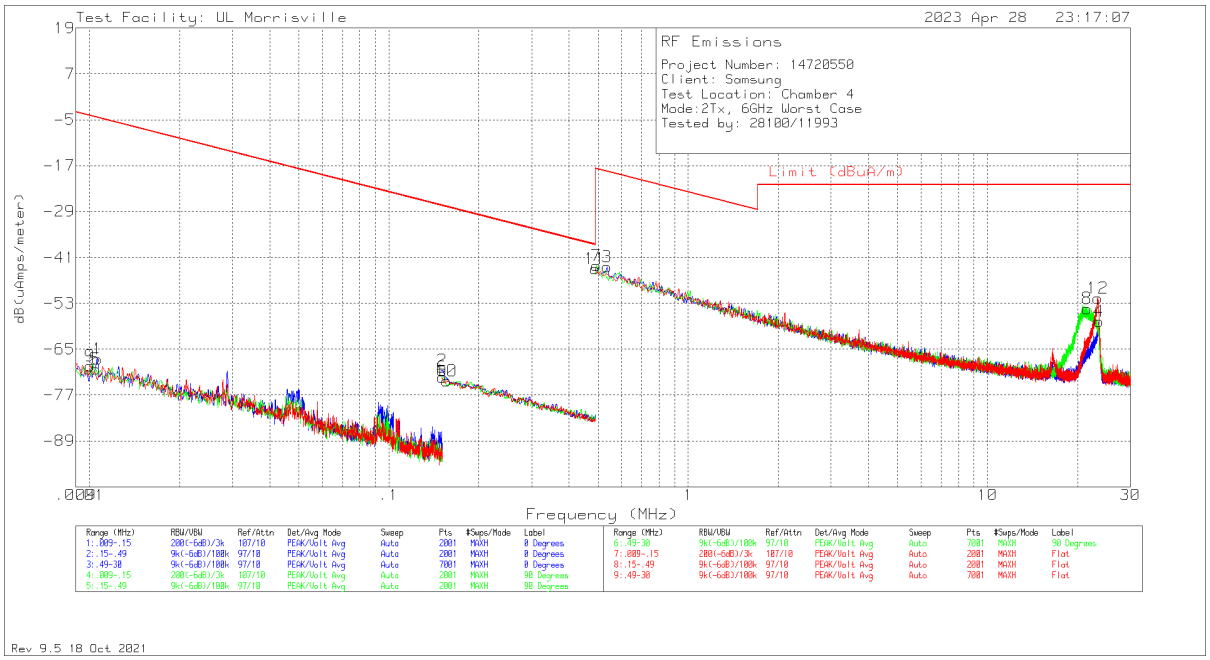

ANTENNA- THREE ORIENTATIONS FACE ON/FACE OFF/FLAT

Marker	Frequency (MHz)	Meter Reading (dBuV)	Det	135144 (dB/m)	Gain/Loss (dB)	Dist. Corr. Factor (dB)	Corrected Reading dB(uAmps/meter)	QP/AV Limit (dBuA/m)	PK Limit (dBuA/m)	Margin (dB)	Azimuth (Degs)	Loop Angle
9	.01007	42.78	Pk	-32.2	0	-80	-69.42	-3.95	16.05	-65.47	0-360	Flat
5	.01049	42.25	Pk	-32.4	0	-80	-70.15	-4.31	15.69	-65.84	0-360	90 degs
1	.01063	44.87	Pk	-32.5	0	-80	-67.63	-4.43	-15.57	-63.2	0-360	0 degs
2	.15077	48.68	Pk	-39.3	.1	-80	-70.52	-27.46	-7.46	-43.06	0-360	0 degs
6	.15094	46.89	Pk	-39.3	.1	-80	-72.31	-27.47	-7.47	-44.84	0-360	90 degs
10	.15629	45.9	Pk	-39.3	.1	-80	-73.3	-27.77	-7.77	-45.53	0-360	Flat
11	.49	35.31	Pk	-39.3	.1	-40	-43.89	-37.7	-17.7	-6.19	0-360	Flat
7	.49422	36.1	Pk	-39.3	.1	-40	-43.1	-17.77	-	-25.33	0-360	90 degs
3	.53638	35.67	Pk	-39.3	.1	-40	-43.53	-18.49	-	-25.04	0-360	0 degs
8	21.55735	26.73	Pk	-42	.9	-40	-54.37	-21.96	-	-32.41	0-360	90 degs
12	23.36602	29.71	Pk	-42.3	.9	-40	-51.69	-21.96	-	-29.73	0-360	Flat
4	23.53044	23.52	Pk	-42.3	1	-40	-57.78	-21.96	-	-35.82	0-360	0 degs

Pk - Peak detector

UL LLC
12 Laboratory Drive, Research Triangle Park, NC 27709; USA TEL:(919)549-1400
This report shall not be reproduced except in full, without the written approval of UL LLC

10.3. WORST CASE BELOW 1 GHZ

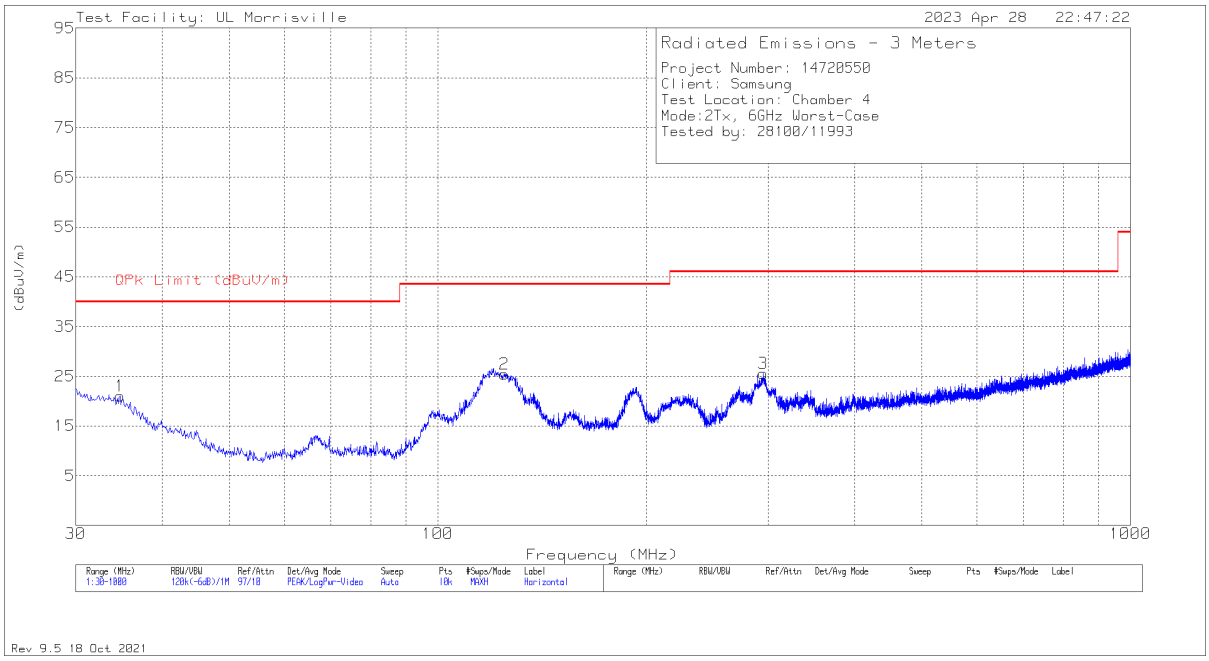

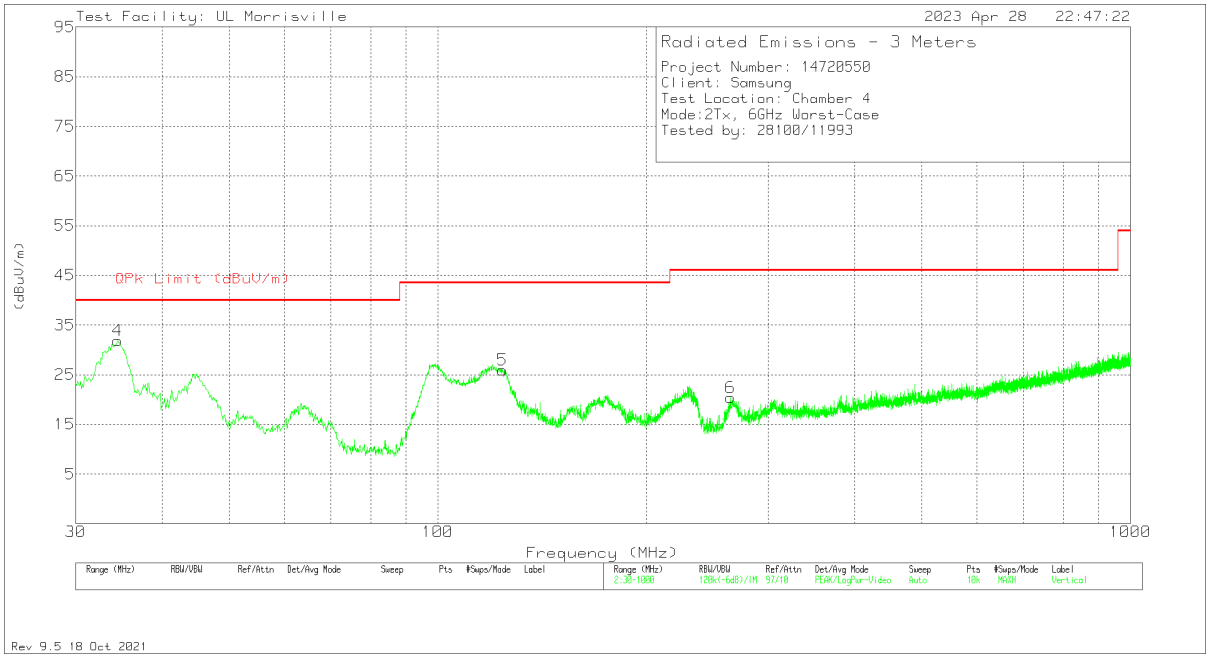

UL LLC
12 Laboratory Drive, Research Triangle Park, NC 27709; USA TEL:(919)549-1400
This report shall not be reproduced except in full, without the written approval of UL LLC

Marker	Frequency (MHz)	Meter Reading (dBuV)	Det	90629 (dB/m)	Gain/Loss (dB)	Corrected Reading (dBuV/m)	QPk Limit (dBuV/m)	Margin (dB)	Azimuth (Degs)	Height (cm)	Polarity
4	34.462	39.59	Pk	23.9	-31.6	31.89	40	-8.11	0-360	100	V
1	34.753	28.81	Pk	23.7	-31.5	21.01	40	-18.99	0-360	300	H
5	123.993	36.38	Pk	20.1	-30.5	25.98	43.52	-17.54	0-360	100	V
2	124.672	35.71	Pk	20.1	-30.4	25.41	43.52	-18.11	0-360	100	H
6	264.449	31.31	Pk	18.6	-29.5	20.41	46.02	-25.61	0-360	100	V
3	294.713	35.42	Pk	19.4	-29.2	25.62	46.02	-20.4	0-360	100	H

Pk - Peak detector

UL LLC
12 Laboratory Drive, Research Triangle Park, NC 27709; USA TEL:(919)549-1400
This report shall not be reproduced except in full, without the written approval of UL LLC

10.4. WORST CASE 18-26 GHZ

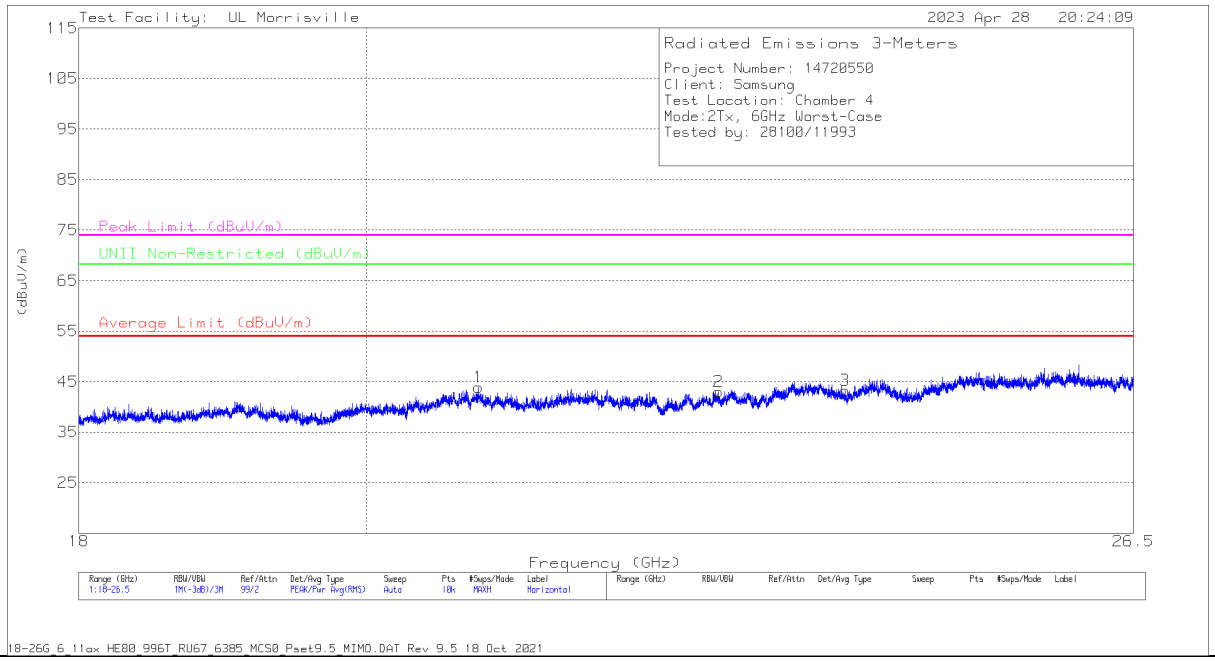

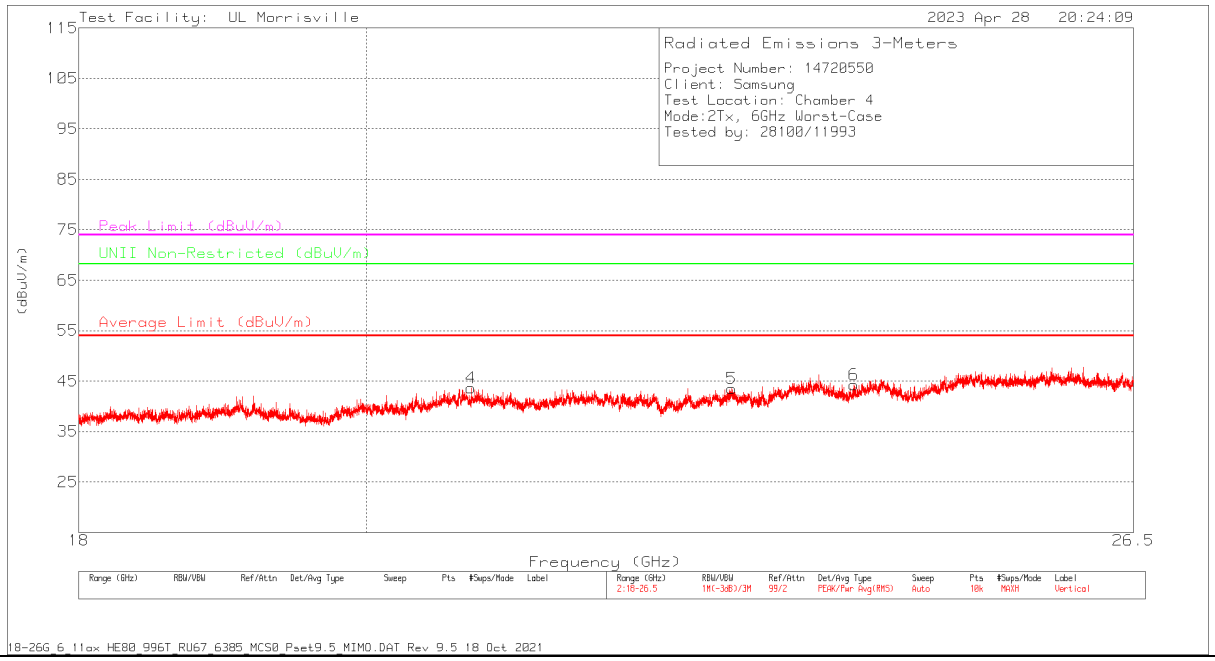

UL LLC
12 Laboratory Drive, Research Triangle Park, NC 27709; USA TEL:(919)549-1400
This report shall not be reproduced except in full, without the written approval of UL LLC

Marker	Frequency (GHz)	Meter Reading (dBuV)	Det	204704 (dB/m)	Gain/Loss (dB)	Corrected Reading (dBuV/m)	Average Limit (dBuV/m)	Margin (dB)	Peak Limit (dBuV/m)	Margin (dB)	UNII Non-Restricted (dBuV/m)	PK Margin (dB)	Azimuth (Degs)	Height (cm)	Polarity
4	* ** 20.78687	50.51	Pk	34	-40.9	43.61	54	-10.39	74	-30.39	-	-	0-360	300	V
1	* ** 20.84212	50.77	Pk	34	-40.9	43.87	54	-10.13	74	-30.13	-	-	0-360	150	H
2	* ** 22.76122	48.34	Pk	34.3	-39.6	43.04	54	-10.96	74	-30.96	-	-	0-360	150	H
5	* ** 22.86831	48.18	Pk	34.4	-39.1	43.48	54	-10.52	74	-30.52	-	-	0-360	200	V
3	* ** 23.84062	46.22	Pk	35.1	-38	43.32	54	-10.68	74	-30.68	-	-	0-360	150	H
6	* ** 23.91626	46.91	Pk	35.1	-37.7	44.31	54	-9.69	74	-29.69	-	-	0-360	250	V

* - indicates frequency in CFR47 Pt 15 / IC RSS-Restricted Band
** - indicates frequency in Taiwan NCC LP0002 Restricted Band
Pk - Peak detector

UL LLC
12 Laboratory Drive, Research Triangle Park, NC 27709; USA TEL:(919)549-1400
This report shall not be reproduced except in full, without the written approval of UL LLC

10.5. WORST CASE 26-40 GHZ

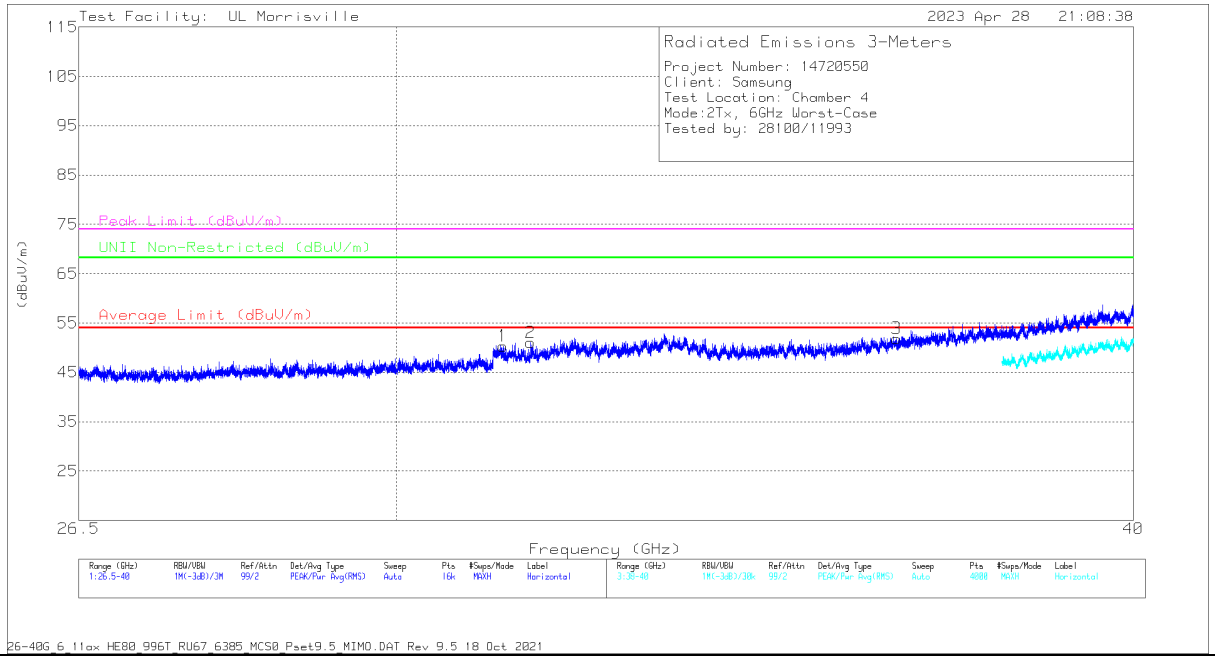

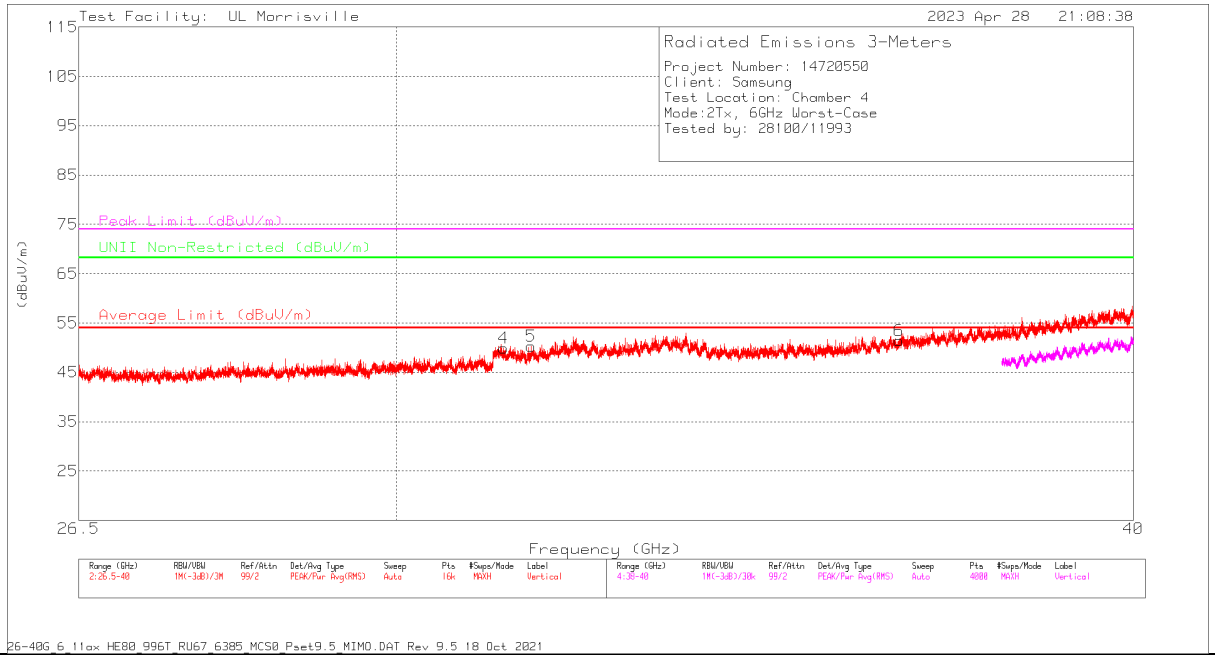

UL LLC
12 Laboratory Drive, Research Triangle Park, NC 27709; USA TEL:(919)549-1400
This report shall not be reproduced except in full, without the written approval of UL LLC

Marker	Frequency (GHz)	Meter Reading (dBuV)	Det	204705 (dB/m)	Gain/Loss (dB)	Corrected Reading (dBuV/m)	Average Limit (dBuV/m)	Margin (dB)	Peak Limit (dBuV/m)	Margin (dB)	UNII Non-Restricted (dBuV/m)	PK Margin (dB)	Azimuth (Degs)	Height (cm)	Polarity
1	* ** 31.27525	46.05	PK-U	37	-32.3	50.75	54	-3.25	74	-23.25	-	-	14	241	H
	* ** 31.27668	34.34	ADR	37	-32.4	38.94	54	-15.06	74	-35.06	-	-	14	241	H
2	* ** 31.61098	46.13	PK-U	37.1	-32	51.23	54	-2.77	74	-22.77	-	-	216	300	H
	* ** 31.61159	33.58	ADR	37.1	-31.9	38.78	54	-15.22	74	-35.22	-	-	216	300	H
3	* ** 36.46851	48.89	PK-U	38.2	-34.7	52.39	54	-1.61	74	-21.61	-	-	122	330	H
	* ** 36.46817	36.67	ADR	38.2	-34.7	40.17	54	-13.83	74	-33.83	-	-	122	330	H
4	* ** 31.27673	46.72	PK-U	37	-32.4	51.32	54	-2.68	74	-22.68	-	-	12	178	V
	* ** 31.27735	33.89	ADR	37	-32.4	38.49	54	-15.51	74	-35.51	-	-	12	178	V
5	* ** 31.61961	46.58	PK-U	37.1	-31.7	51.98	54	-2.02	74	-22.02	-	-	0	284	V
	* ** 31.62299	33.56	ADR	37.1	-31.7	38.96	54	-15.04	74	-35.04	-	-	0	284	V
6	* ** 36.49902	48.3	PK-U	38.2	-34.1	52.4	54	-1.6	74	-21.6	-	-	139	253	V
	* ** 36.4944	36.55	ADR	38.2	-34.2	40.55	54	-13.45	74	-33.45	-	-	139	253	V

* - indicates frequency in CFR47 Pt 15 / IC RSS-Restricted Band
** - indicates frequency in Taiwan NCC LP0002 Restricted Band
Pk - Peak detector
PK-U - Maximum Peak
ADV - Linear Voltage Average

UL LLC
12 Laboratory Drive, Research Triangle Park, NC 27709; USA TEL:(919)549-1400
This report shall not be reproduced except in full, without the written approval of UL LLC

11. AC POWER LINE CONDUCTED EMISSIONS

LIMITS

FCC §15.207 (a)
RSS-Gen 8.8

Frequency of Emission (MHz)	Conducted Limit (dBµV)	
	Quasi-peak	Average
0.15-0.5	66 to 56 *	56 to 46 *
0.5-5	56	46
5-30	60	50

*Decreases with the logarithm of the frequency.

TEST PROCEDURE

The EUT is placed on a non-conducting table 40 cm from the vertical ground plane and 80 cm above the horizontal ground plane. The EUT is configured in accordance with ANSI C63.10.

The receiver is set to a resolution bandwidth of 9 kHz. Peak detection is used unless otherwise noted as quasi-peak or average.

Line conducted data is recorded for both lines.

RESULTS

UL LLC
12 Laboratory Drive, Research Triangle Park, NC 27709; USA TEL:(919)549-1400
This report shall not be reproduced except in full, without the written approval of UL LLC

11.1. AC POWER LINE NORM

LINE 1 RESULTS

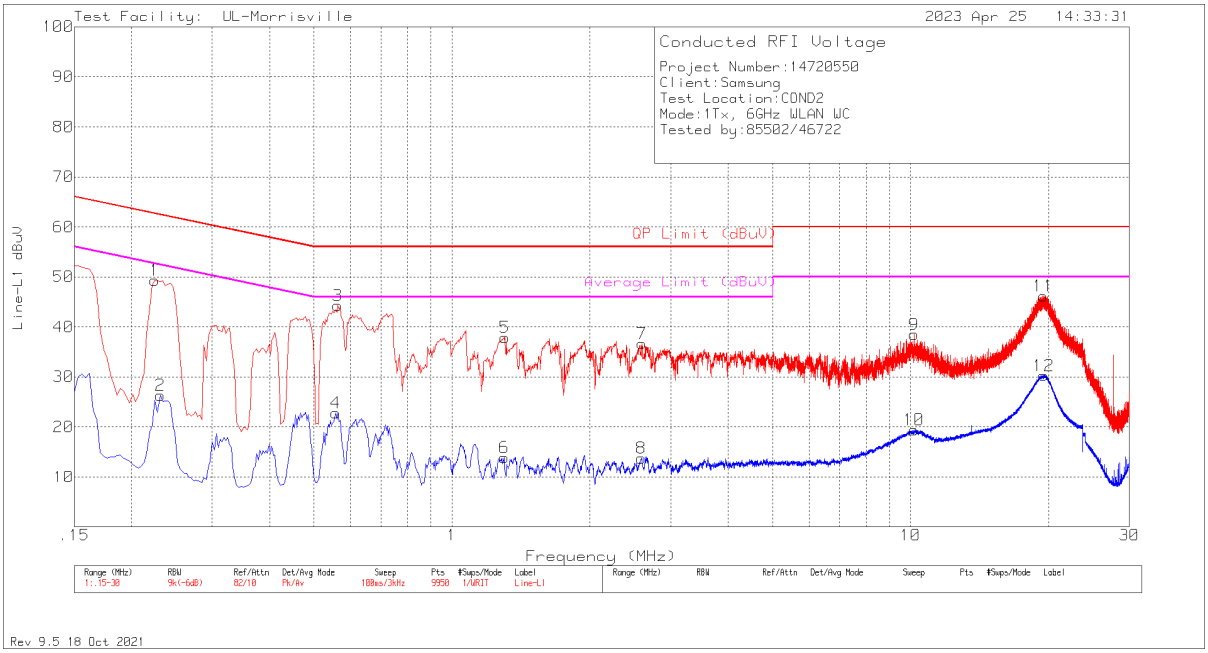

Range 1: Line-L1 .15 - 30MHz										
Marker	Frequency (MHz)	Meter Reading (dBuV)	Det	LISN VCF (dB)	Cbl/Limiter (dB)	Corrected Reading dBuV	QP Limit (dBuV)	Margin (dB)	Average Limit (dBuV)	Margin (dB)
1	.225	39.42	Pk	.1	9.8	49.32	62.63	-13.31	-	-
2	.231	16.44	Av	.1	9.8	26.34	-	-	52.41	-26.07
3	.564	34.47	Pk	0	9.8	44.27	56	-11.73	-	-
4	.558	13.06	Av	0	9.8	22.86	-	-	46	-23.14
5	1.305	28.1	Pk	0	9.8	37.9	56	-18.1	-	-
6	1.299	4.07	Av	0	9.8	13.87	-	-	46	-32.13
7	2.595	26.9	Pk	0	9.8	36.7	56	-19.3	-	-
8	2.589	3.96	Av	0	9.8	13.76	-	-	46	-32.24
9	10.185	28.38	Pk	.1	10	38.48	60	-21.52	-	-
10	10.164	9.32	Av	.1	10	19.42	-	-	50	-30.58
11	19.473	35.9	Pk	.2	10.1	46.2	60	-13.8	-	-
12	19.491	19.99	Av	.2	10.1	30.29	-	-	50	-19.71

Pk - Peak detector
Av - Average detection

UL LLC
12 Laboratory Drive, Research Triangle Park, NC 27709; USA TEL:(919)549-1400
This report shall not be reproduced except in full, without the written approval of UL LLC

LINE 2 RESULTS

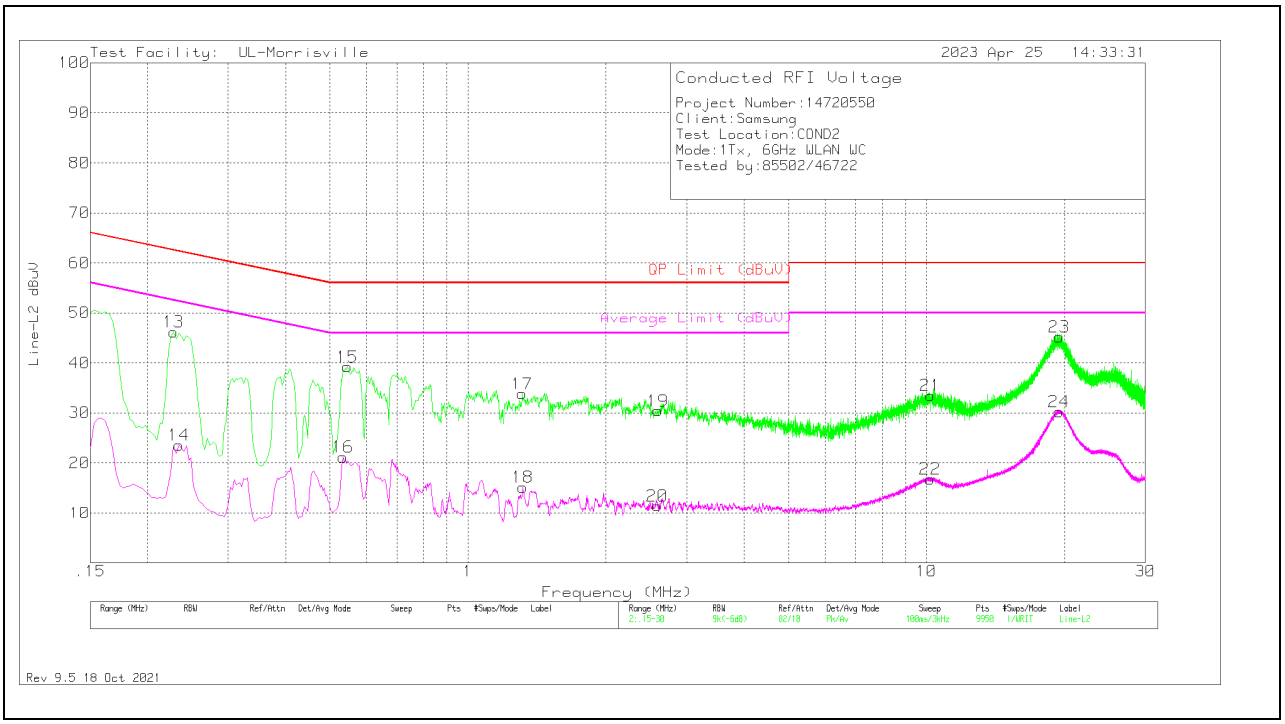

Range 2: Line-L2 .15 - 30MHz										
Marker	Frequency (MHz)	Meter Reading (dBuV)	Det	LISN VCF (dB)	Cbl/Limiter (dB)	Corrected Reading dBuV	QP Limit (dBuV)	Margin (dB)	Average Limit (dBuV)	Margin (dB)
13	.228	36.3	Pk	.1	9.8	46.2	62.52	-16.32	-	-
14	.234	13.68	Av	.1	9.8	23.58	-	-	52.31	-28.73
15	.546	29.42	Pk	0	9.8	39.22	56	-16.78	-	-
16	.534	11.35	Av	0	9.8	21.15	-	-	46	-24.85
17	1.314	24.03	Pk	0	9.8	33.83	56	-22.17	-	-
18	1.317	5.39	Av	0	9.8	15.19	-	-	46	-30.81
19	2.598	20.62	Pk	0	9.8	30.42	56	-25.58	-	-
20	2.589	1.63	Av	0	9.8	11.43	-	-	46	-34.57
21	10.194	23.39	Pk	.1	10	33.49	60	-26.51	-	-
22	10.185	6.71	Av	.1	10	16.81	-	-	50	-33.19
23	19.464	34.89	Pk	.2	10.1	45.19	60	-14.81	-	-
24	19.458	19.95	Av	.2	10.1	30.25	-	-	50	-19.75

Pk - Peak detector
Av - Average detection

UL LLC
12 Laboratory Drive, Research Triangle Park, NC 27709; USA TEL:(919)549-1400
This report shall not be reproduced except in full, without the written approval of UL LLC

12. SETUP PHOTOS

Refer to R14720550-EP1 for setup photos.

END OF TEST REPORT

UL LLC
12 Laboratory Drive, Research Triangle Park, NC 27709; USA TEL:(919)549-1400
This report shall not be reproduced except in full, without the written approval of UL LLC