APPENDIX B: TEST SETUP PHOTOGRAPHS



Test Setup Photo 1
Digitizer, Front side, 0mm



Test Setup Photo 2
Digitizer, Back side, 0mm

Unless otherwise specified, no part of this report may be reproduced or utilized in any part, form or by any means, electronic or mechanical, including photocopying and microfilm, without permission in writing from Element. If you have any questions about this or have an enquiry about obtaining additional rights to this report or assembly of contents thereof, please contact CT.INFO@ELEMENT.COM.



Test Setup Photo 3
Digitizer, Top Side, 0mm



Test Setup Photo 4
Digitizer, Bottom Side, 0mm

Unless otherwise specified, no part of this report may be reproduced or utilized in any part, form or by any means, electronic or mechanical, including photocopying and microfilm, without permission in writing from Element. If you have any questions about this or have an enquiry about obtaining additional rights to this report or assembly of contents thereof, please contact CT.INFO@ELEMENT.COM.



Test Setup Photo 5
Digitizer, Right Side, 0mm



Test Setup Photo 6
Digitizer, Left Side, 0mm

Unless otherwise specified, no part of this report may be reproduced or utilized in any part, form or by any means, electronic or mechanical, including photocopying and microfilm, without permission in writing from Element. If you have any questions about this or have an enquiry about obtaining additional rights to this report or assembly of contents thereof, please contact CT.INFO@ELEMENT.COM.