The following test report is submitted to supplement the spot check test report S-4792232027-E3 for variant model FCC ID: A3LSMX840.
It contains test data from FCC ID: A3LSMX848U as referenced in the variant model spot check report.
Compliance of variant model A3LSMX840 is based on the combination of reports in accordance with FCC KDB 484596.

IAS
ACCREDITED
Testing Laboratory
TL-637

CERTIFICATION TEST REPORT

Report Number. : S-4792232010-E8V3

Applicant : SAMSUNG ELECTRONICS CO., LTD.
129 SAMSUNG-RO, YEONGTONG-GU, SUWON-SI,
GYEONGGI-DO, 16677, KOREA

Model : SM-X848U

FCC ID : A3LSMX848U

EUT Description : WCDMA/LTE/5G NR Tablet + BT/BLE, DTS/UNII a/b/g/n/ac/ax and Digitizer

Test Standard(s) : FCC 47 CFR PART 15 SUBPART C

Date Of Issue:
2026-07-09

Prepared by:
UL KOREA LTD.
26th floor, 152, Teheran-ro, Gangnam-gu Seoul, 06236, Korea

Suwon Test Site: UL KOREA LTD. Suwon Laboratory
218 Maeyeong-ro, Yeongtong-gu,
Suwon-si, Gyeonggi-do, 16675, Korea
TEL: (031) 337-9902
FAX: (031) 213-5433

UL KOREA LTD. Confidential
This report shall not be reproduced except in full, without the written approval of UL KOREA LTD.

Revision History

Rev.	Issue Date	Revisions	Presented By
V1	2026-06-22	Initial issue	Myeongjun Kwon
V2	2026-06-29	Updated to address TCB's question	Myeongjun Kwon
V3	2026-07-09	Update the cover page	Myeongjun Kwon

UL KOREA LTD. Confidential
This report shall not be reproduced except in full, without the written approval of UL KOREA LTD.

TABLE OF CONTENTS

1. ATTESTATION OF TEST RESULTS 6

2. TEST METHODOLOGY 7

3. FACILITIES AND ACCREDITATION 7

4. DECISION RULES AND MEASUREMENT UNCERTAINTY 8

4.1. METROLOGICAL TRACEABILITY 8

4.2. SAMPLE CALCULATION 8

4.3. MEASUREMENT UNCERTAINTY 8

4.4. DECISION RULES 8

5. EQUIPMENT UNDER TEST 9

5.1. EUT DESCRIPTION 9

5.2. MAXIMUM OUTPUT POWER 9

5.3. DESCRIPTION OF AVAILABLE ANTENNAS 10

5.4. WORST-CASE CONFIGURATION AND MODE 11

5.5. DESCRIPTION OF TEST SETUP 12

6. TEST AND MEASUREMENT EQUIPMENT 15

7. TEST RESULTS SUMMARY 16

8. MEASUREMENT METHODS 17

9. ANTENNA PORT TEST RESULTS 18

9.1. ON TIME AND DUTY CYCLE 18

9.2. 20 dB BANDWIDTH 19

9.2.1. BLUETOOTH BASIC DATA RATE GFSK MODULATION 19

9.2.2. BLUETOOTH ENHANCED DATA RATE 8DPSK MODULATION 19

9.3. HOPPING FREQUENCY SEPARATION 22

9.3.1. BLUETOOTH BASIC DATA RATE GFSK MODULATION 23

9.3.1. BLUETOOTH ENHANCED DATA RATE 8DPSK MODULATION 23

9.4. NUMBER OF HOPPING CHANNELS 24

9.4.1. BLUETOOTH BASIC DATA RATE GFSK MODULATION 25

9.4.2. BLUETOOTH ENHANCED DATA RATE 8DPSK MODULATION 27

9.5. AVERAGE TIME OF OCCUPANCY 29

9.5.1. BLUETOOTH BASIC DATA RATE GFSK MODULATION 30

9.5.2. BLUETOOTH ENHANCED DATA RATE 8DPSK MODULATION 34

9.6. OUTPUT POWER 38

9.6.1. BASIC DATA RATE GFSK MODULATION 38

UL KOREA LTD. Confidential
This report shall not be reproduced except in full, without the written approval of UL KOREA LTD.

9.6.2. ENHANCED DATA RATE Pi/4-DQPSK MODULATION....38
9.6.3. ENHANCED DATA RATE 8DPSK MODULATION....38
9.6.4. BASIC DATA RATE GFSK MODULATION (DUAL)....39
9.6.1. ENHANCED DATA RATE Pi/4-DQPSK MODULATION (DUAL)....39
9.6.2. ENHANCED DATA RATE 8DPSK MODULATION (DUAL)....39
9.6.3. OUTPUT POWER PLOTS....40

9.7. AVERAGE POWER....46
9.7.1. BASIC DATA RATE GFSK MODULATION....46
9.7.2. ENHANCED DATA RATE PI/4-DQPSK MODULATION....46
9.7.3. ENHANCED DATA RATE 8DPSK MODULATION....46
9.7.4. BASIC DATA RATE GFSK MODULATION(DUAL)....47
9.7.5. ENHANCED DATA RATE PI/4-DQPSK MODULATION(DUAL)....47
9.7.6. ENHANCED DATA RATE 8DPSK MODULATION(DUAL)....47

9.8. CONDUCTED SPURIOUS EMISSIONS....48
9.8.1. BLUETOOTH BASIC DATA RATE GFSK MODULATION....49
9.8.2. BLUETOOTH ENHANCED DATA RATE 8DPSK MODULATION....53

10. RADIATED TEST RESULTS....57

10.1. TRANSMITTER ABOVE 1 GHz....59
10.1.1. BLUETOOTH BASIC DATA RATE GFSK MODULATION....59
10.1.2. BLUETOOTH ENHANCED DATA RATE 8DPSK MODULATION....63

10.2. WORST CASE BELOW 1 GHz....67

11. AC POWER LINE CONDUCTED EMISSIONS....68

11.1. AC Power Line....69

UL KOREA LTD. Confidential
This report shall not be reproduced except in full, without the written approval of UL KOREA LTD.

1. ATTESTATION OF TEST RESULTS

COMPANY NAME: SAMSUNG ELECTRONICS CO., LTD.

EUT DESCRIPTION: WCDMA/LTE/5G NR Tablet + BT/BLE, DTS/UNII a/b/g/n/ac/ax and digitizer

MODEL NUMBER: SM-X848U

SERIAL NUMBER: R3GL40GJ5JD, R3GL40GJ4PN, R3GL40GJ3GX (CONDUCTED); R3GL40GJ5MZ, R3GL40GJ4NY (RADIATED);

DATE TESTED: 2026-04-30 – 2026-06-19

APPLICABLE STANDARDS	
STANDARD	**TEST RESULTS**
47 CFR Part 15 Subpart C	Complies

UL KOREA LTD. tested the above equipment in accordance with the requirements set forth in the above standards. All indications of Pass/Fail in this report are opinions expressed by UL KOREA LTD. based on interpretations and/or observations of test results. Measurement Uncertainties were not taken into account and are published for informational purposes only. The test results show that the equipment tested is capable of demonstrating compliance with the requirements as documented in this report.

Note: The results documented in this report apply only to the tested sample, under the conditions and modes of operation as described herein. This document may not be altered or revised in any way unless done so by UL KOREA LTD. and all revisions are duly noted in the revisions section. Any alteration of this document not carried out by UL KOREA LTD. will constitute fraud and shall nullify the document. This report must not be used by the client to claim product certification, approval, or endorsement by IAS, any agency of the Federal Government, or any agency of any government.

Approved & Released For
UL KOREA LTD. By:

Seokhwan Hong
Suwon Lab Engineer
UL KOREA LTD.

Tested By:

Myeongjun Kwon
Suwon Lab Engineer
UL KOREA LTD.

UL KOREA LTD. Confidential
This report shall not be reproduced except in full, without the written approval of UL KOREA LTD.

2. TEST METHODOLOGY

The tests documented in this report were performed in accordance with following methods.

1. FCC 47 CFR Part 2.
2. FCC 47 CFR Part 15.
3. KDB 558074 D01 15.247 Meas Guidance v05r02.
4. KDB 662911 D01 v02r01
5. ANSI C63.10-2020.

3. FACILITIES AND ACCREDITATION

The test sites and measurement facilities used to collect data are located at 218 Maeyeong-ro, Yeongtong-gu, Suwon-si, Gyeonggi-do, 16675, Korea. Line conducted emissions are measured only at the 218 address. The following table identifies which facilities were utilized for radiated emission measurements documented in this report. Specific facilities are also identified in the test results sections.

218 Maeyeong-ro
☒ Chamber 1(3m semi-anechoic chamber)
☒ Chamber 2(3m semi-anechoic chamber)
☒ Chamber 3(3m semi-anechoic chamber)
☐ Chamber 4(3m Full-anechoic chamber)
☐ Chamber 5(3m Full-anechoic chamber)

UL KOREA LTD. is accredited by IAS, Laboratory Code TL-637. The full scope of accreditation can be viewed at https://www.iasonline.org/wp-content/uploads/2017/05/TL-637-cert-New.pdf.

UL KOREA LTD. Confidential
This report shall not be reproduced except in full, without the written approval of UL KOREA LTD.

4. DECISION RULES AND MEASUREMENT UNCERTAINTY

4.1. METROLOGICAL TRACEABILITY

The measuring equipment utilized to perform the tests documented in this report has been calibrated in accordance with the manufacturer's recommendations, and is traceable to recognized national standards.

4.2. SAMPLE CALCULATION

Where relevant, the following sample calculation is provided:

Field Strength (dBuV/m) = Measured Voltage (dBuV) + Antenna Factor (dB/m) + Cable Loss (dB) – Preamp Gain (dB)
36.5 dBuV + 18.7 dB/m + 0.6 dB – 26.9 dB = 28.9 dBuV/m

AC Corrected Reading (dBuV) = Measured Voltage (dBuV) + Extension Cord Loss (dB) + Cable Loss (dB)
44.72 dBuV = 34.72 dBuV + 9.9 dB + 0.1 dB

4.3. MEASUREMENT UNCERTAINTY

Where relevant, the following measurement uncertainty levels have been estimated for tests performed on the apparatus:

PARAMETER	UNCERTAINTY
RF Output Power	0.70 dB
Time	0.62 %
Occupied Bandwidth	0.04 %
Hopping Frequency Separation	2.8×10^3 Hz
Frequency Range	6.6×10^3 Hz
Conducted Spurious Emissions	2.00 dB
Conducted Disturbance, 9 kHz to 30 MHz	1.84 dB
Radiated Disturbance, 9 kHz to 30 MHz	2.41 dB
Radiated Disturbance, 30 MHz to 1 GHz	3.78 dB
Radiated Disturbance, 1 GHz to 18 GHz	5.25 dB
Radiated Disturbance, 18 GHz to 40 GHz	5.07 dB

Uncertainty figures are valid to a confidence level of 95%.

4.4. DECISION RULES

Decision rule for statement(s) of conformity is based on Clause 4.4.3 in IEC Guide 115:2023.

UL KOREA LTD. Confidential
This report shall not be reproduced except in full, without the written approval of UL KOREA LTD.

5. EQUIPMENT UNDER TEST

5.1. EUT DESCRIPTION

The EUT is WCDMA/LTE/5G NR Tablet + BT/BLE, DTS/UNII a/b/g/n/ac/ax and digitizer. This test report addresses the DSS(Bluetooth) operational mode.

5.2. MAXIMUM OUTPUT POWER

The transmitter has a maximum peak conducted output power as follows:

Antenna 1

Frequency Range [MHz]	Mode	Power Mode	Output Power [dBm]	Output Power [mW]
2 402 ~ 2 480	Basic GFSK	Peak	16.89	48.87
		Average	16.58	45.51
	Enhanced Pi/4-DQPSK	Peak	19.58	90.78
		Average	16.59	45.61
	Enhanced 8DPSK	Peak	19.89	97.50
		Average	16.67	46.41

Antenna 2

Frequency Range [MHz]	Mode	Power Mode	Output Power [dBm]	Output Power [mW]
2 402 ~ 2 480	Basic GFSK	Peak	16.18	41.50
		Average	15.99	39.67
	Enhanced Pi/4-DQPSK	Peak	19.02	79.80
		Average	16.17	41.37
	Enhanced 8DPSK	Peak	19.31	85.31
		Average	16.13	41.00

UL KOREA LTD. Confidential
This report shall not be reproduced except in full, without the written approval of UL KOREA LTD.

Antenna Dual mode

Frequency Range [MHz]	Mode	Power Mode	Output Power [dBm]	Output Power [mW]
2 402 ~ 2 480	Basic GFSK	Peak	16.00	39.82
		Average	15.97	39.53
	Enhanced Pi/4-DQPSK	Peak	17.06	50.76
		Average	14.16	26.06
	Enhanced 8DPSK	Peak	17.33	54.08
		Average	14.22	26.43

5.3. DESCRIPTION OF AVAILABLE ANTENNAS

An intentional radiator antenna shall be designed to ensure that no antenna other than that furnished by the responsible party can be used with the device. The use of a permanently attached antenna or of an antenna that uses a unique coupling to the intentional radiator shall be considered sufficient to comply with the provisions of this section.

The internal antenna was Permanently attached.
Therefore this E.U.T Complies with the requirement of §15.203.

The radio utilizes a internal antenna, with a maximum gain of:

Frequency Band[MHz]	ANT1 Gain [dBi]	ANT2 Gain [dBi]	Correlated Chains Directional Gain[dBi]
DSS 2400 – 2483.5	-5.70	-5.90	-2.79

Directional gain for the MIMO operations is determined using KDB 662911 D01 Multiple Transmitter Output section F (2)(d)(1) for *Unequal antenna gains, with equal transmit powers*. The gain is calculated using the formula for correlated transmissions across the two transmit antennas.

Directional gain = $10 \log[(10^{G1/20} + 10^{G2/20} + \ldots + 10^{GN/20})^2 / N_{ANT}]$ dBi.
Sample calculation for this device with $N_{ANT} = 2$
Directional gain = $10 \log[(10^{-5.70/20} + 10^{-5.90/20})^2 / 2] = -2.79$ dBi

“WIFI0” and “WIFI1” as indicated in antenna specification are written as ANT1 and ANT2 in this report.

UL KOREA LTD. Confidential
This report shall not be reproduced except in full, without the written approval of UL KOREA LTD.

5.4. WORST-CASE CONFIGURATION AND MODE

Both Bluetooth Diversity mode and DUAL mode have been investigated and confirmed.

The radiated tests of the EUT were investigated in three orthogonal orientations X, Y and Z.
It was determined that below table's orientation was the worst-case orientation.

ANT	BE	RSE
	EUT axis	EUT axis
ANT1	X	Y
ANT2	X	Y
Dual	X	Y

For conducted power test, both Diversity and DUAL mode were tested and reported.
Only Conducted power was reported for Dual mode because no noticeable emissions were detected in other test items.

Radiated and power line conducted tests were performed with EUT connected to AC power adapter as the worst-case configuration. Radiated harmonics spurious 1~18 GHz Low/Mid/High channels,18-26GHz were performed with the EUT set at the Diversity and DUAL mode. Radiated emission below 1GHz and power line conducted emission were performed with the EUT set to transmit at the channel with highest output power as worst-case scenario.

For Radiated band-edge and spurious test, tests were performed on Diversity and DUAL mode. All radiated and power line conducted tests were performed with travel adapter for the worst-case condition mode.

GFSK, Pi/4-DQPSK, 8DPSK average Power are all investigated, The GFSK & 8DPSK Power are the worst case. Testing is based on this mode to show compliance.

UL KOREA LTD. Confidential
This report shall not be reproduced except in full, without the written approval of UL KOREA LTD.

5.5. DESCRIPTION OF TEST SETUP

SUPPORT EQUIPMENT

Support Equipment List				
Description	**Manufacturer**	**Model**	**Serial Number**	**FCC ID**
Charger	SAMSUNG	EP-T2510	N/A	N/A
Data Cable	SAMSUNG	EP-DN980	N/A	N/A

I/O CABLE

I/O Cable List						
Cable No.	**Port**	**# of identical ports**	**Connector Type**	**Cable Type**	**Cable Length (m)**	**Remarks**
1	DC Power	1	C Type	Shielded	1.0 m	N/A

TEST SETUP

The EUT is continuously communicating to the Bluetooth tester during the tests.
Test software enable BT communications.

UL KOREA LTD. Confidential
This report shall not be reproduced except in full, without the written approval of UL KOREA LTD.

SETUP DIAGRAM FOR TESTS (CONDUCTED TEST SETUP)



SETUP DIAGRAM FOR TESTS (RADIATED TEST SETUP)

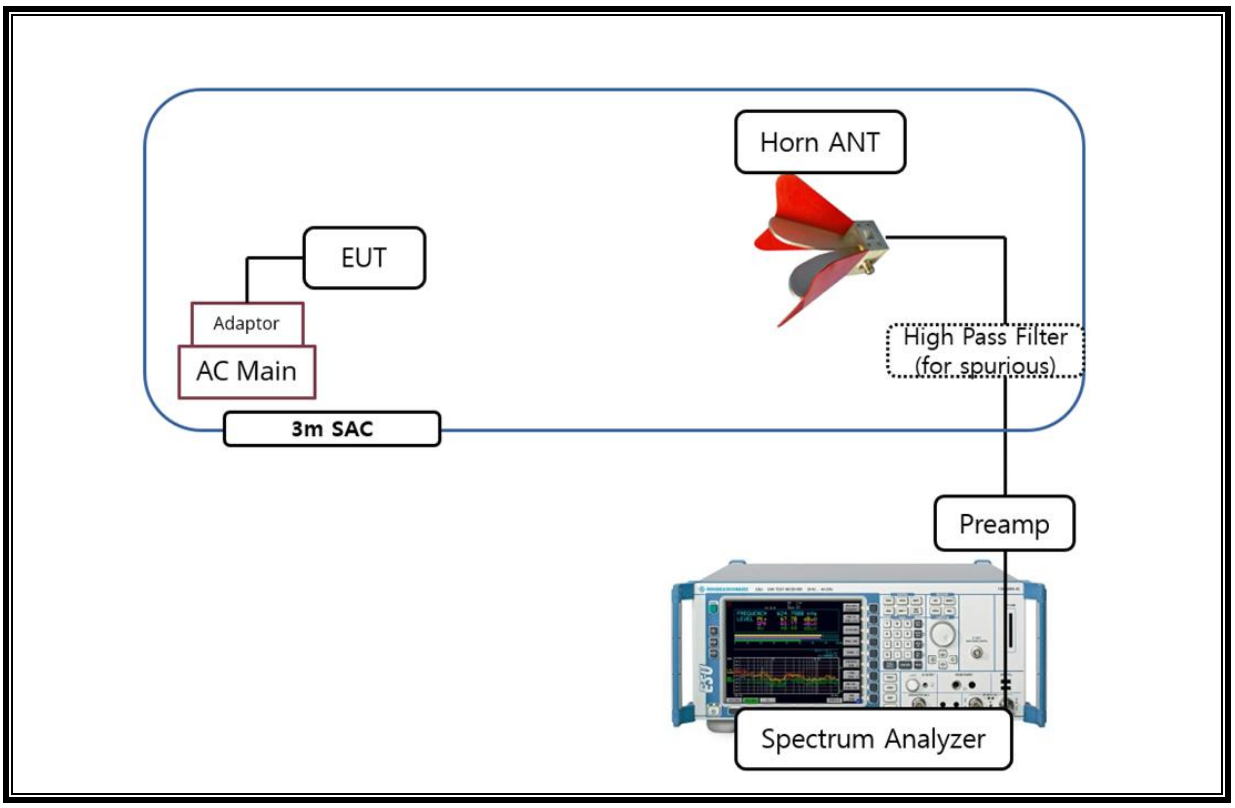

UL KOREA LTD. Confidential
This report shall not be reproduced except in full, without the written approval of UL KOREA LTD.

SETUP DIAGRAM FOR TESTS (RADIATED TEST SETUP) Below 1GHz

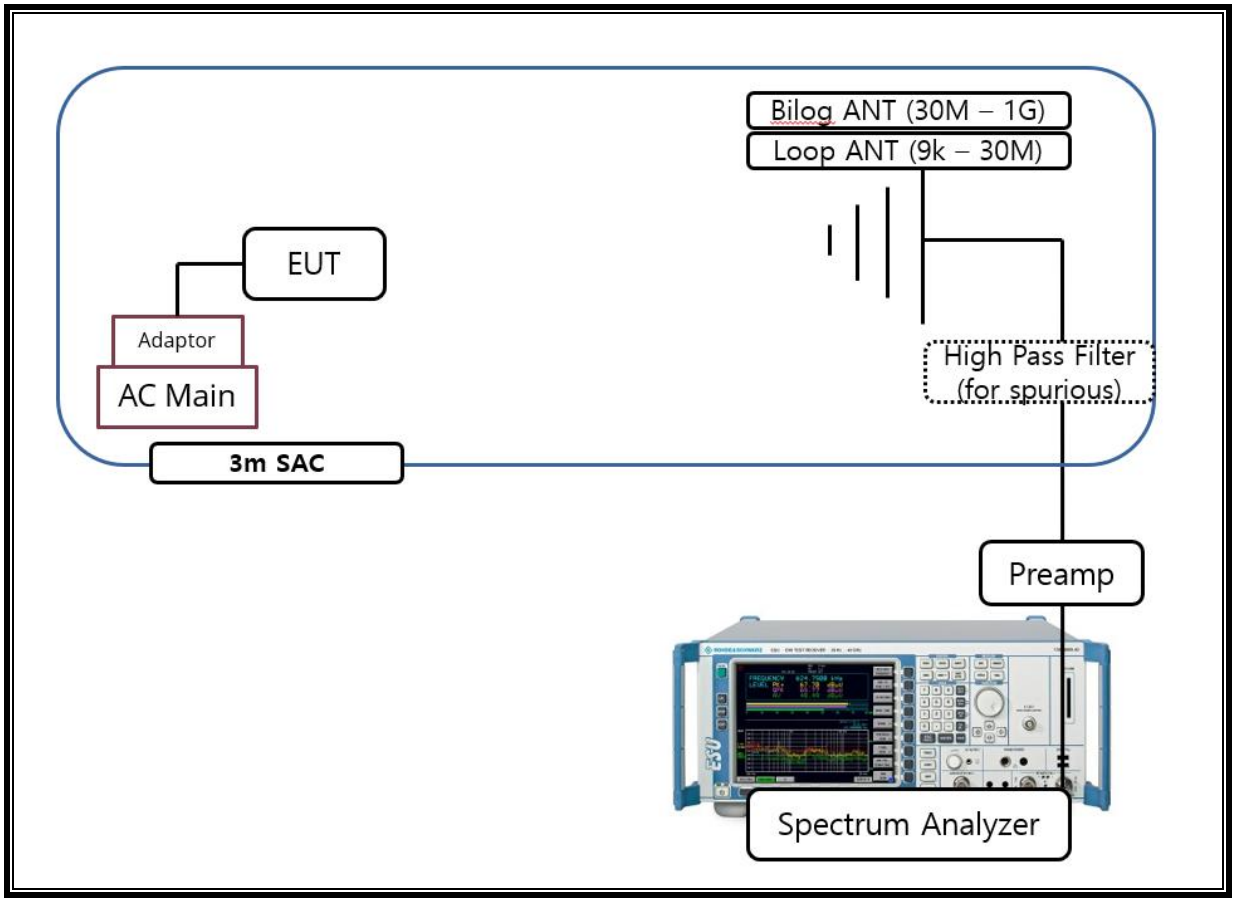

UL KOREA LTD. Confidential
This report shall not be reproduced except in full, without the written approval of UL KOREA LTD.

6. TEST AND MEASUREMENT EQUIPMENT

The following test and measurement equipment was utilized for the tests documented in this report:

Test Equipment List				
Description	**Manufacturer**	**Model**	**S/N**	**Cal Due**
Antenna, Bilog, 30MHz-1GHz	SCHWARZBECK	VULB 9163	750	2026-07-30
Antenna, Loop, 9kHz-30MHz	R&S	HFH2-Z2E	101308	2027-10-27
Antenna, Horn, 18 GHz	ETS	3117	00168724	2026-07-17
Antenna, Horn, 18 GHz	ETS	3117	00168717	2026-07-17
Antenna, Horn, 40 GHz	ETS	3116C	00166155	2026-07-23
Antenna, Horn, 40 GHz	ETS	3116C	00168645	2027-07-23
Preamplifier	ETS	3116C-PA	00168841	2026-07-28
Directional Antenna	Cobham	FPA3-0.8-6.0R/1329	80108-0004	N/A
Directional Antenna	Cobham	FPA3-0.8-6.0R/1329	110367-0003	N/A
Preamplifier, 1000 MHz	Sonoma	310N	341282	2026-07-21
Preamplifier, 18 GHz	Miteq	AFS42-00101800-25-S-42	2029169	2026-07-21
Preamplifier, 18 GHz	B&Z Technologies, LLC	BZR-01001800-231040-182020	28451	2026-07-21
Preamplifier, 18 GHz	B&Z Technologies, LLC	BZR-01001800-231040-181515	23576	2026-07-22
Spectrum Analyzer, 44 GHz	Agilent / HP	N9030A	MY54170614	2026-07-21
Spectrum Analyzer, 44 GHz	KEYSIGHT	N9030B	MY60070693	2027-01-07
RF Switching Unit	TA Engineering	TA-018S-16	SW-1	N/A
Average Power Sensor	Agilent / HP	U2000A	MY54270007	2026-07-22
Average Power Sensor	Agilent / HP	U2000A	MY54260010	2026-07-22
Bluetooth Tester	TESCOM	MTP300A	MTP300A010266	2026-07-22
Bluetooth Tester	TESCOM	TC-3000C	3000C000546	2026-07-22
Power Splitter	MINI-CIRCUITS	WA1534	UL003	2026-12-29
Power Splitter	MINI-CIRCUITS	WA1534	UL004	2027-01-06
Attenuator	PASTERNACK	PE7087-10	A009	2026-07-22
Attenuator	PASTERNACK	PE7087-10	A001	2026-07-22
EMI Test Receive, 40 GHz	R&S	ESU40	100439	2026-07-21
EMI Test Receive, 40 GHz	R&S	ESU40	100457	2026-07-21
EMI Test Receive, 3 GHz	R&S	ESR 3	101832	2026-11-11
Low Pass Filter 5GHz	Micro-Tronics	LPS17541	009	2026-07-21
High Pass Filter 3GHz	Micro-Tronics	HPM17543	010	2026-07-21
High Pass Filter 6GHz	Micro-Tronics	HPS17542	009	2026-07-21
LISN	R&S	ENV216	101836	2026-07-22
Termination	WEINSCHEL	M1406A	T08	2026-07-22
UL Software				
Description	**Manufacturer**	**Model**	**Version**	
Radiated software	UL	UL EMC	Ver 9.5	
AC Line Conducted software	UL	UL EMC	Ver 9.5	

UL KOREA LTD. Confidential
This report shall not be reproduced except in full, without the written approval of UL KOREA LTD.

7. TEST RESULTS SUMMARY

FCC Part Section	Test Description	Test Limit	Test Condition	Test Result
2.1051, 15.247(d)	Band Edge / Conducted Spurious Emission	-20 dBc	Conducted	Complies
15.247 (b)(1)	TX conducted output power	< 21 dBm		Complies
15.247 (a)(1)	Hopping frequency separation	> two-thirds of the 20 dB bandwidth		Complies
15.247 (a)(1)(iii)	Number of Hopping channels	More than 15 non-overlapping channels		Complies
15.247 (a)(1)(iii)	Avg Time of Occupancy	< 0.4 s		Complies
15.207(a)	AC Power Line conducted emissions	Section 11	Power Line conducted	Complies
15.205, 15.209	Radiated Spurious Emission	< 54dBuV/m(Av)	Radiated	Complies

UL KOREA LTD. Confidential
This report shall not be reproduced except in full, without the written approval of UL KOREA LTD.

8. MEASUREMENT METHODS

20dB BW : ANSI C63.10, Section 6.9.2

99% BW: ANSI C63.10, Section 6.9.3

HOPPING FREQUENCY SEPARATION: ANSI C63.10, Section 7.8.2

NUMBER OF HOPPING CHANNELS: ANSI C63.10, Section 7.8.3

AVERAGE TIME OF OCCUPANCY: ANSI C63.10, Section 7.8.4

OUTPUT POWER: ANSI C63.10, Section 7.8.5.

Out-of-band EMISSIONS (Conducted) : ANSI C63.10, Section 7.8.7

Out-of-band EMISSIONS IN NON-RESTRICTED BANDS: ANSI C63.10, Section 7.8.8

Out-of-band EMISSIONS IN RESTRICTED BANDS: ANSI C63.10, Section 7.8.8

AC Power Line Conducted Emission: ANSI C63.10-2020, Section 6.2.

UL KOREA LTD. Confidential
This report shall not be reproduced except in full, without the written approval of UL KOREA LTD.

9. ANTENNA PORT TEST RESULTS

9.1. ON TIME AND DUTY CYCLE

LIMITS

None; for reporting purposes only.

PROCEDURE

ANSI C63.10, Section 11.6 : Zero-Span Spectrum Analyzer Method.

ON TIME AND DUTY CYCLE RESULTS

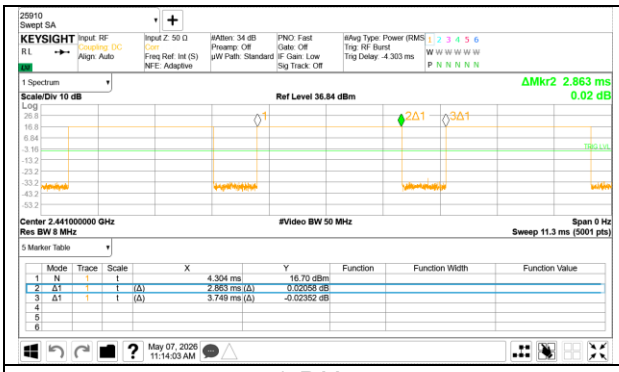

1-DH5

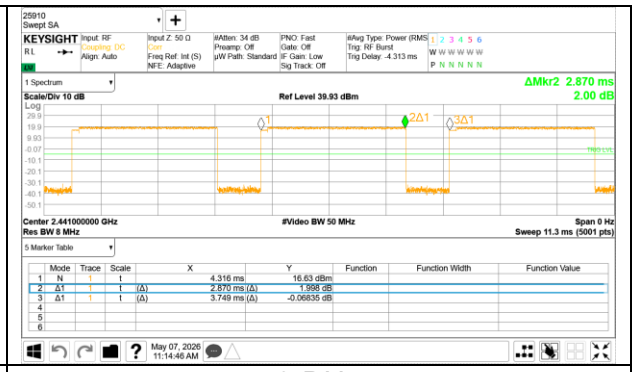

3-DH5

Mode	On time [msec]	Period [msec]	Duty Cycle [%]	1/T Minimum VBW [kHz]
2 400 ~ 2 483.5 MHz Band				
BDR	2.863	3.749	76.37	0.35
EDR	2.870	3.749	76.55	0.35

Note: Due to All diversity and Dual mode have the same duty cycle, the duty cycle of ANT1 is reported in the table above.

UL KOREA LTD. Suwon Laboratory FORM ID: FCC_15C(05)
218 Maeyeong-ro, Yeongtong-gu, Suwon-si, Gyeonggi-do, 16675, Korea TEL: (031) 337-9902 FAX: (031) 213-5433
UL KOREA LTD. Confidential
This report shall not be reproduced except in full, without the written approval of UL KOREA LTD.

9.2. 20 dB BANDWIDTH

LIMITS

None; for reporting purposes only.

TEST PROCEDURE

The transmitter output is connected to a spectrum analyzer. The nominal IF filter bandwidth (3 dB RBW) shall be in the range of 1% to 5% of the OBW and video bandwidth (VBW) shall be approximately three times RBW, unless otherwise specified by the applicable requirement. The sweep time is coupled.

RESULTS

9.2.1. BLUETOOTH BASIC DATA RATE GFSK MODULATION

Antenna	Channel	Frequency [MHz]	20 dB Bandwidth [kHz]	99% Bandwidth [kHz]
ANT1	0	2 402	962.1	887.1
	39	2 441	965.4	900.3
	78	2 480	967.5	898.9
ANT2	0	2 402	997.4	896.8
	39	2 441	986.5	900.8
	78	2 480	955.8	898.7
Worst			**955.8**	**900.8**

9.2.2. BLUETOOTH ENHANCED DATA RATE 8DPSK MODULATION

Antenna	Channel	Frequency [MHz]	20 dB Bandwidth [kHz]	99% Bandwidth [kHz]
ANT1	0	2 402	1 313.0	1 182.7
	39	2 441	1 328.0	1 189.2
	78	2 480	1 322.0	1 188.8
ANT2	0	2 402	1 324.0	1 188.2
	39	2 441	1 330.0	1 195.0
	78	2 480	1 310.0	1 197.3
Worst			**1 310.0**	**1 197.3**

UL KOREA LTD. Confidential
This report shall not be reproduced except in full, without the written approval of UL KOREA LTD.

BDR ANT1	BDR ANT2
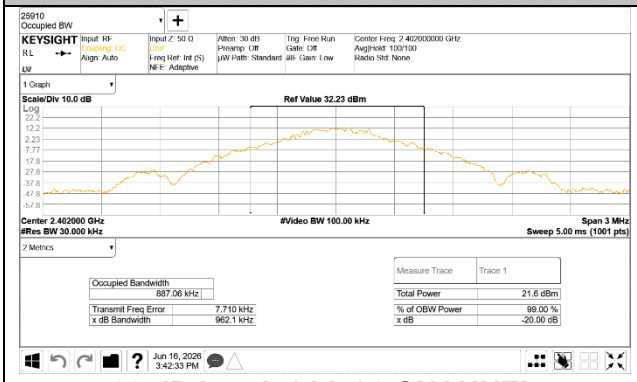	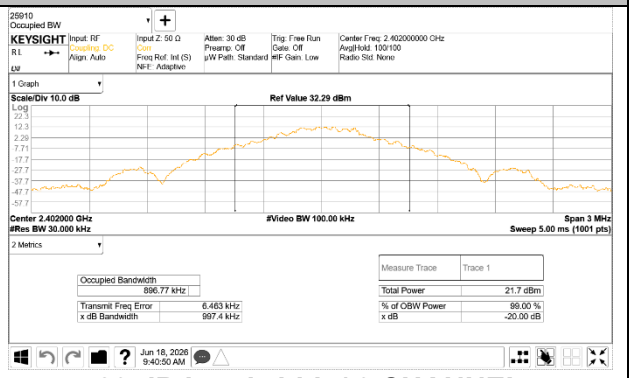
20 dB bandwidth / 0 CHANNEL	20 dB bandwidth / 0 CHANNEL
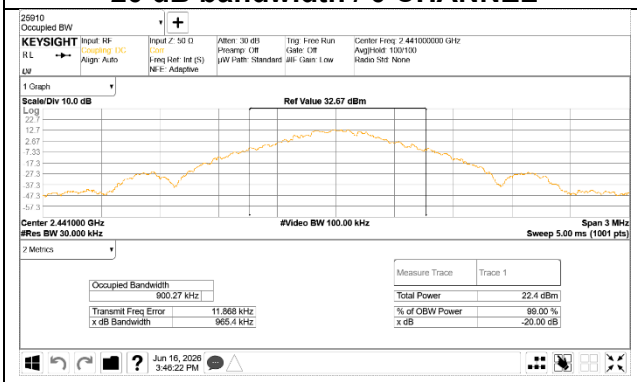	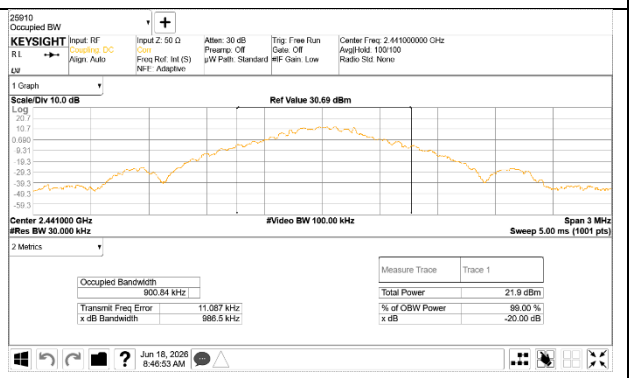
20 dB bandwidth / 39 CHANNEL	20 dB bandwidth / 39 CHANNEL
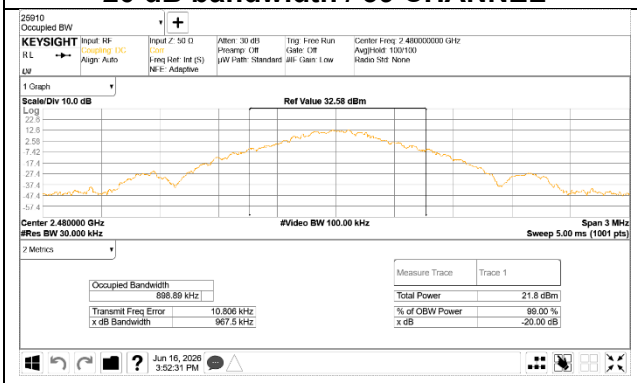	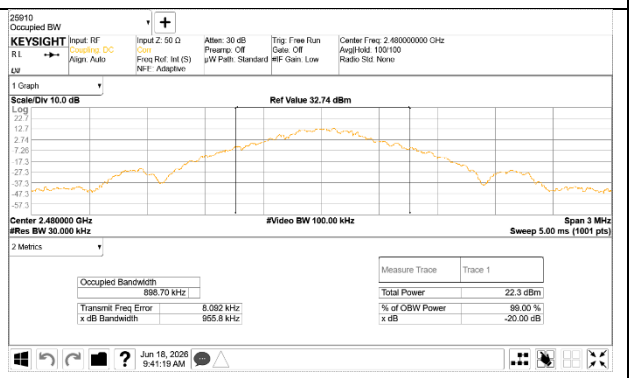
20 dB bandwidth / 78 CHANNEL	20 dB bandwidth / 78 CHANNEL

UL KOREA LTD. Suwon Laboratory FORM ID: FCC_15C(05)
218 Maeyeong-ro, Yeongtong-gu, Suwon-si, Gyeonggi-do, 16675, Korea TEL: (031) 337-9902 FAX: (031) 213-5433
UL KOREA LTD. Confidential
This report shall not be reproduced except in full, without the written approval of UL KOREA LTD.

EDR ANT1	EDR ANT2
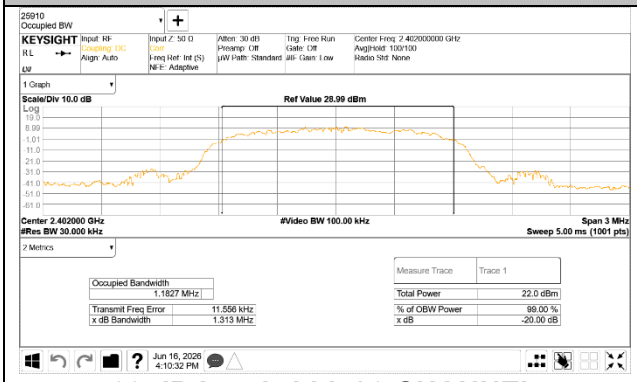	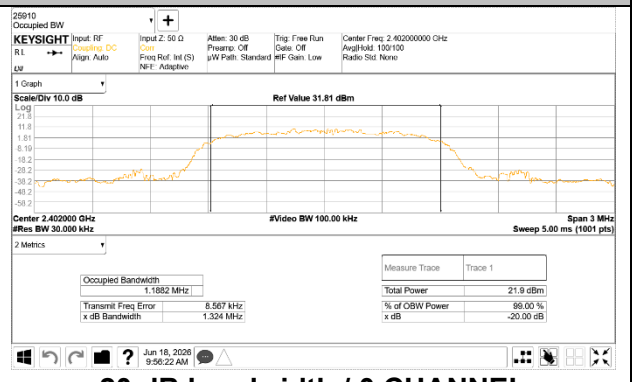
20 dB bandwidth / 0 CHANNEL	20 dB bandwidth / 0 CHANNEL
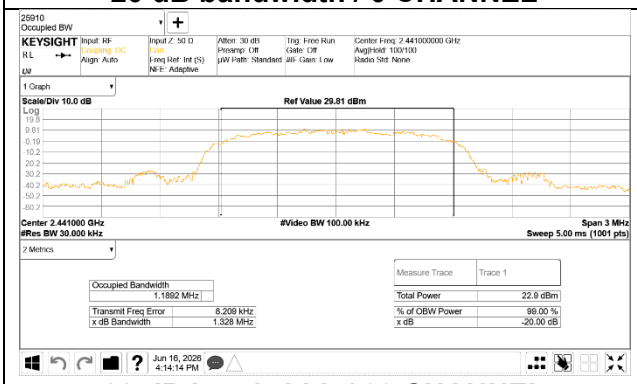	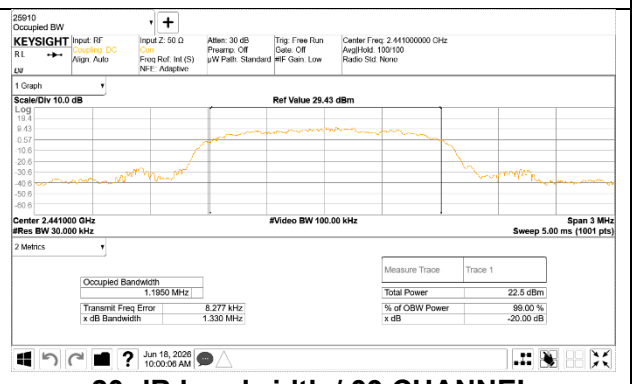
20 dB bandwidth / 39 CHANNEL	20 dB bandwidth / 39 CHANNEL
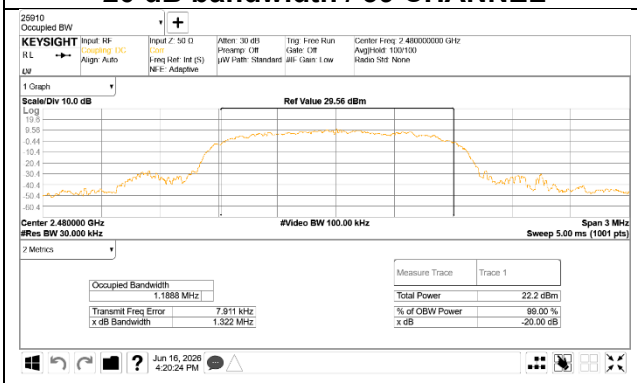	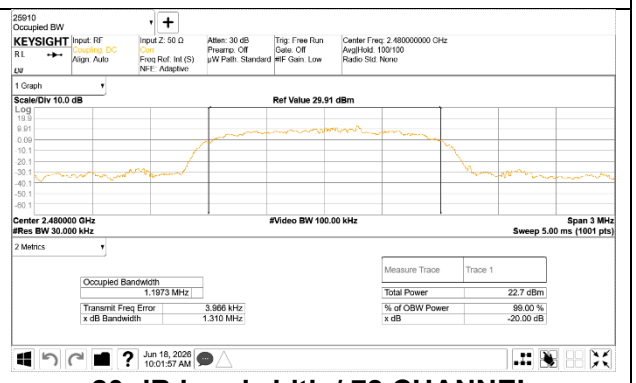
20 dB bandwidth / 78 CHANNEL	20 dB bandwidth / 78 CHANNEL

UL KOREA LTD. Suwon Laboratory FORM ID: FCC_15C(05)
218 Maeyeong-ro, Yeongtong-gu, Suwon-si, Gyeonggi-do, 16675, Korea TEL: (031) 337-9902 FAX: (031) 213-5433
UL KOREA LTD. Confidential
This report shall not be reproduced except in full, without the written approval of UL KOREA LTD.

9.3. HOPPING FREQUENCY SEPARATION

LIMITS

FCC §15.247 (a) (1)

Frequency hopping systems shall have hopping channel carrier frequencies separated by a minimum of 25 kHz or the 20 dB bandwidth of the hoping channel, whichever is greater.

Alternatively, frequency hopping systems operating in the 2400-2483.5 MHz band may have hopping channel carrier frequencies that are separated by 25 kHz or two-thirds of the 20 dB bandwidth of the hopping channel, whichever is greater, provided the systems operate with an output power no greater than 125 mW.

TEST PROCEDURE

The transmitter output is connected to a spectrum analyzer. Start with the RBW set to approximately 30% of the channel spacing; adjust as necessary to best identify the center of each individual channel. The VBW is set to VBW >= RBW. The sweep time is coupled.

RESULTS

UL KOREA LTD. Confidential
This report shall not be reproduced except in full, without the written approval of UL KOREA LTD.

9.3.1. BLUETOOTH BASIC DATA RATE GFSK MODULATION

ANT1	ANT2
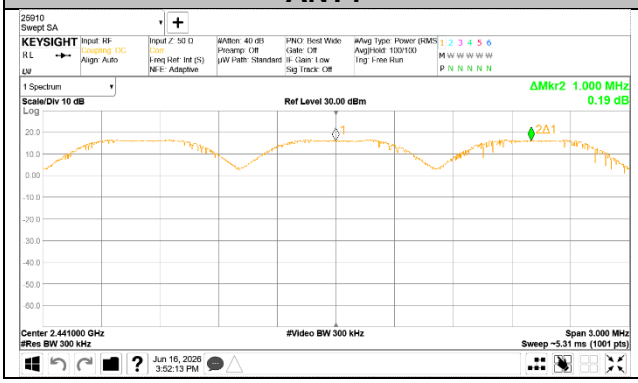	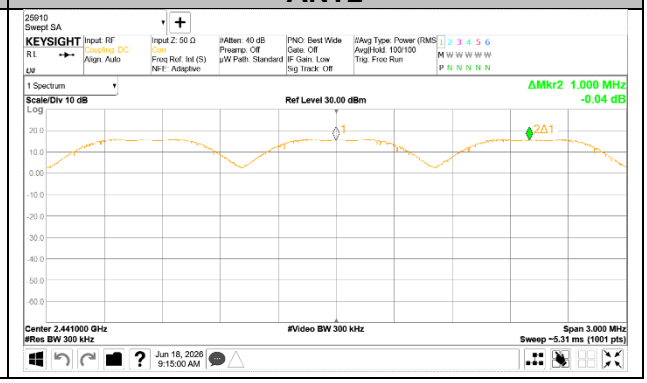

9.3.1. BLUETOOTH ENHANCED DATA RATE 8DPSK MODULATION

ANT1	ANT2
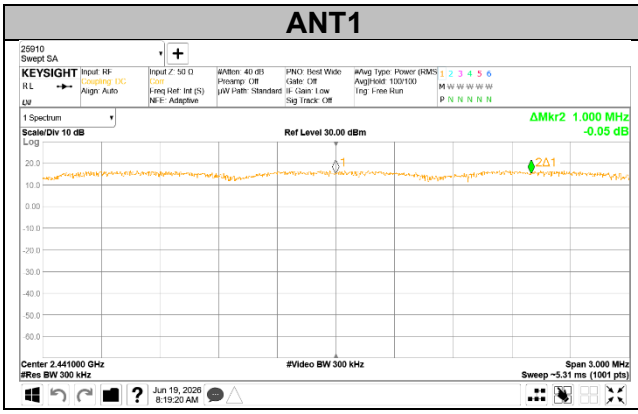	

UL KOREA LTD. Confidential
This report shall not be reproduced except in full, without the written approval of UL KOREA LTD.

9.4. NUMBER OF HOPPING CHANNELS

LIMITS

FCC §15.247 (a) (1) (iii)

Frequency hopping systems in the 2400 – 2483.5 MHz band shall use at least 15 non-overlapping channels.

TEST PROCEDURE

The transmitter output is connected to a spectrum analyzer. The span is set to cover the entire authorized band, in either a single sweep or in multiple contiguous sweeps. To identify clearly the individual channels, set the RBW to less than 30% of the channel spacing or the 20 dB bandwidth, whichever is smaller. The analyzer is set to Max Hold.

RESULTS

Normal Mode: 79 channels are observed

UL KOREA LTD. Confidential
This report shall not be reproduced except in full, without the written approval of UL KOREA LTD.

9.4.1. BLUETOOTH BASIC DATA RATE GFSK MODULATION

ANT1

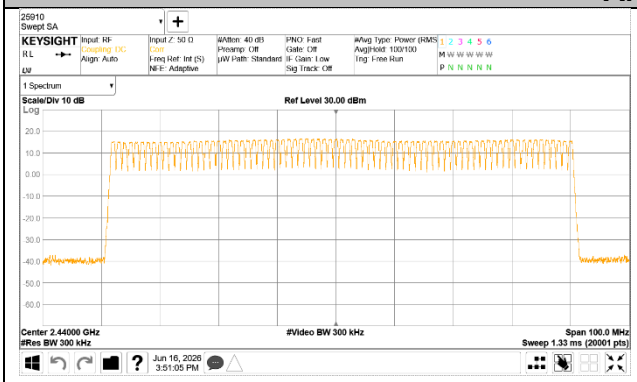

100 MHz Span

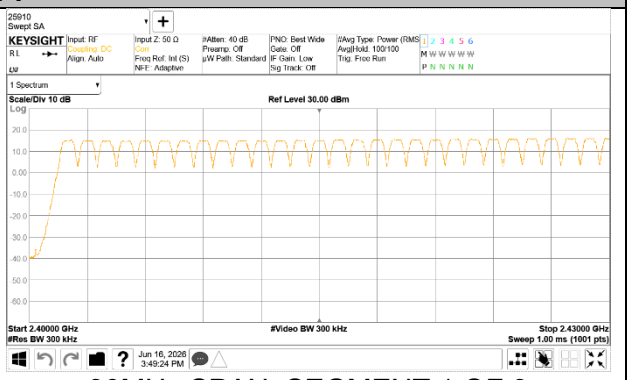

30MHz SPAN, SEGMENT 1 OF 3

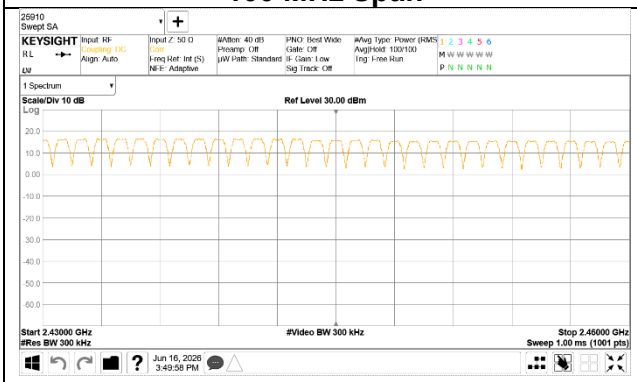

30MHz SPAN, SEGMENT 2 OF 3

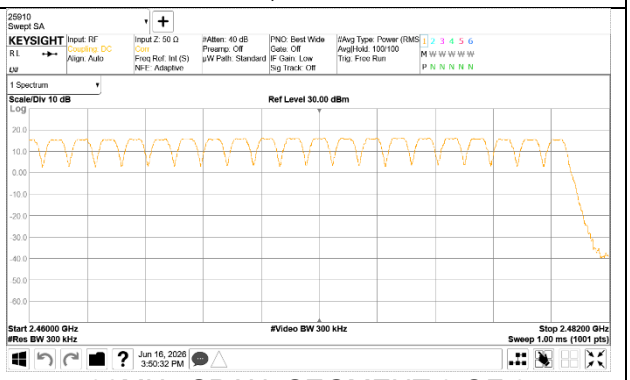

30MHz SPAN, SEGMENT 3 OF 3

UL KOREA LTD. Suwon Laboratory FORM ID: FCC_15C(05)
218 Maeyeong-ro, Yeongtong-gu, Suwon-si, Gyeonggi-do, 16675, Korea TEL: (031) 337-9902 FAX: (031) 213-5433
UL KOREA LTD. Confidential
This report shall not be reproduced except in full, without the written approval of UL KOREA LTD.

ANT2

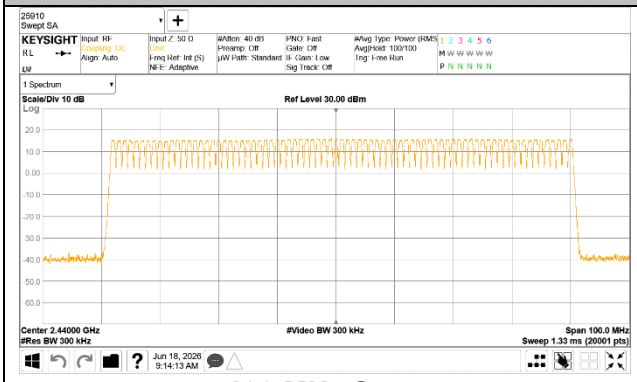

100 MHz Span

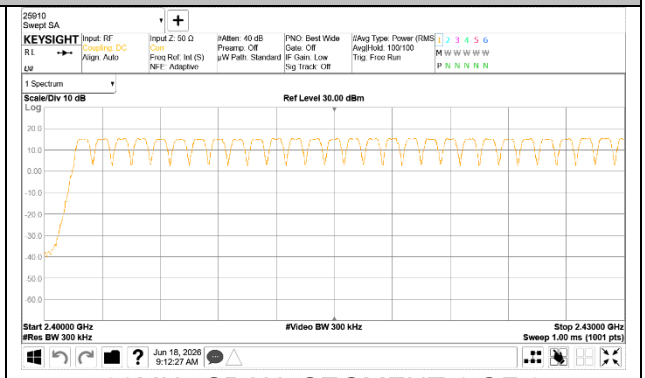

30MHz SPAN, SEGMENT 1 OF 3

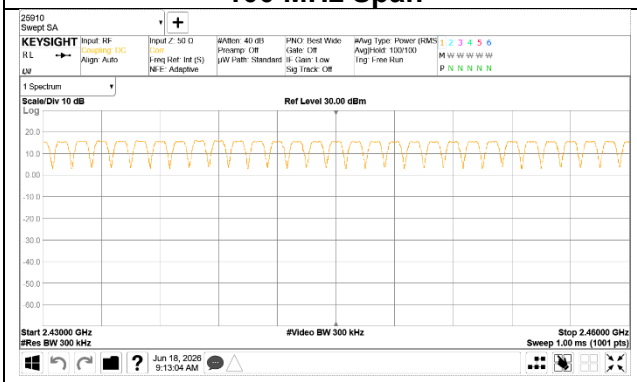

30MHz SPAN, SEGMENT 2 OF 3

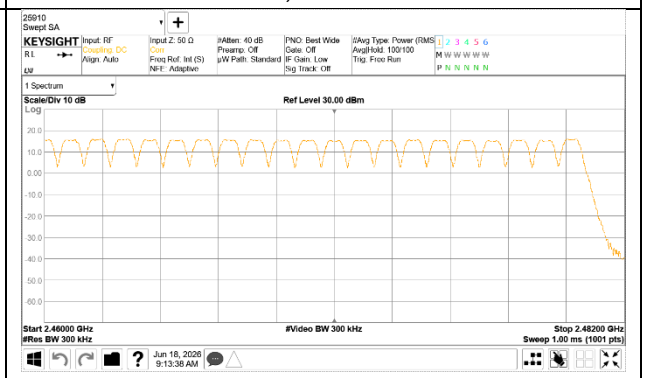

30MHz SPAN, SEGMENT 3 OF 3

UL KOREA LTD. Suwon Laboratory FORM ID: FCC_15C(05)
218 Maeyeong-ro, Yeongtong-gu, Suwon-si, Gyeonggi-do, 16675, Korea TEL: (031) 337-9902 FAX: (031) 213-5433
UL KOREA LTD. Confidential
This report shall not be reproduced except in full, without the written approval of UL KOREA LTD.

9.4.2. BLUETOOTH ENHANCED DATA RATE 8DPSK MODULATION

ANT1

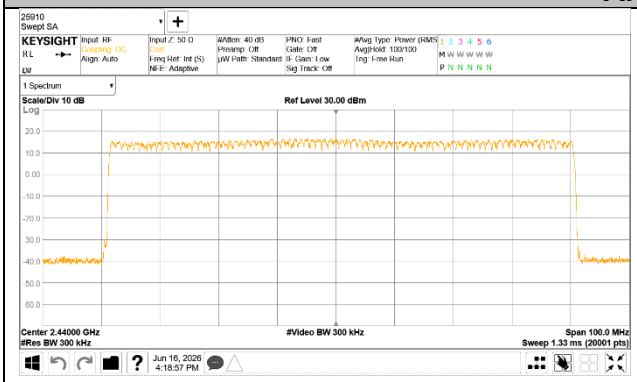

100 MHz Span

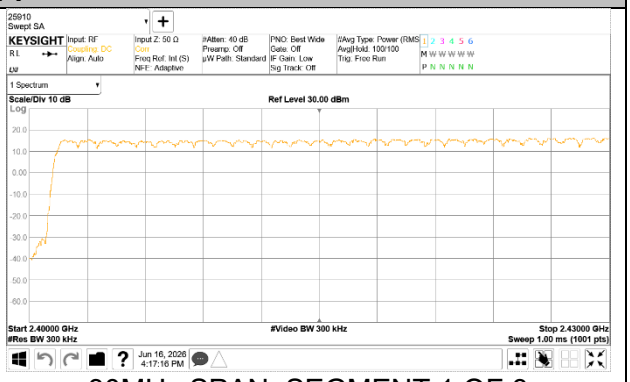

30MHz SPAN, SEGMENT 1 OF 3

30MHz SPAN, SEGMENT 2 OF 3

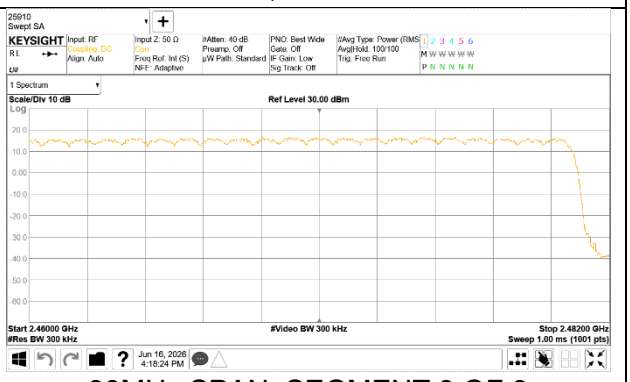

30MHz SPAN, SEGMENT 3 OF 3

UL KOREA LTD. Suwon Laboratory FORM ID: FCC_15C(05)
218 Maeyeong-ro, Yeongtong-gu, Suwon-si, Gyeonggi-do, 16675, Korea TEL: (031) 337-9902 FAX: (031) 213-5433
UL KOREA LTD. Confidential
This report shall not be reproduced except in full, without the written approval of UL KOREA LTD.

ANT2

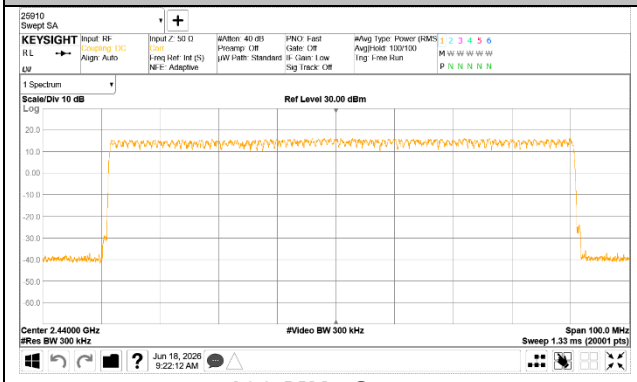

100 MHz Span

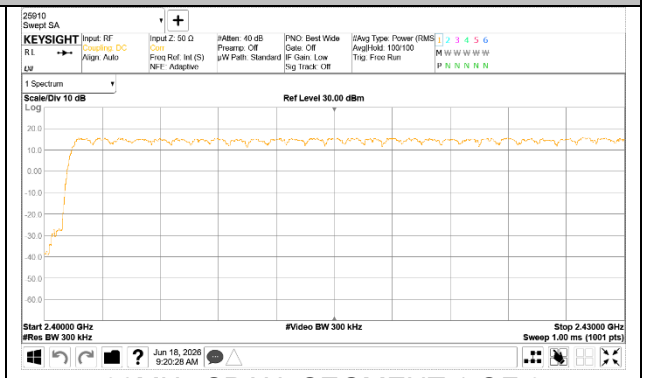

30MHz SPAN, SEGMENT 1 OF 3

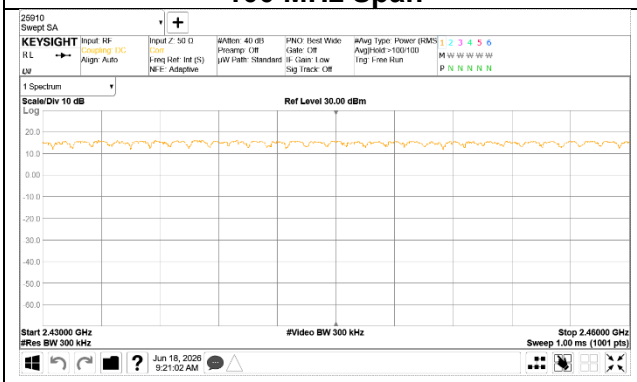

30MHz SPAN, SEGMENT 2 OF 3

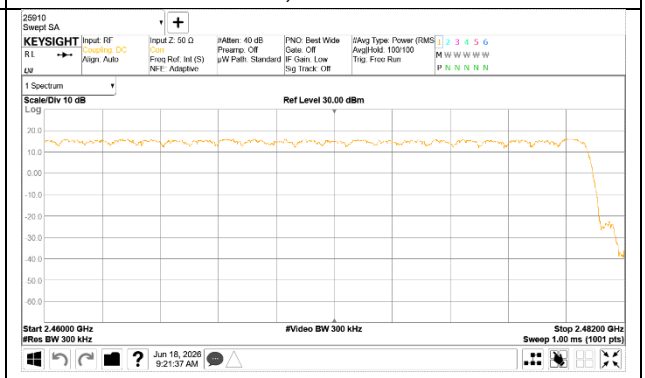

30MHz SPAN, SEGMENT 3 OF 3

UL KOREA LTD. Suwon Laboratory FORM ID: FCC_15C(05)
218 Maeyeong-ro, Yeongtong-gu, Suwon-si, Gyeonggi-do, 16675, Korea TEL: (031) 337-9902 FAX: (031) 213-5433
UL KOREA LTD. Confidential
This report shall not be reproduced except in full, without the written approval of UL KOREA LTD.

9.5. AVERAGE TIME OF OCCUPANCY

LIMITS

FCC §15.247 (a) (1) (iii)

The average time of occupancy on any channel shall not be greater than 0.4 seconds within a period of 0.4 seconds multiplied by the number of hopping channels employed.

TEST PROCEDURE

The transmitter output is connected to a spectrum analyzer. The span is set to 0 Hz, centered on a single, selected hopping channel. The width of a single pulse is measured in a fast scan. The number of pulses is measured in a 3.16 second scan, to enable resolution of each occurrence.

The average time of occupancy in the specified 31.6 second period (79 channels * 0.4 s) is equal to 10 * (# of pulses in 3.16 s) * pulse width.

For AFH mode, the average time of occupancy in the specified 8 second period (20 channels * 0.4 seconds) is equal to 10 * (# of pulses in 0.8 s) * pulse width.

RESULTS

UL KOREA LTD. Confidential
This report shall not be reproduced except in full, without the written approval of UL KOREA LTD.

9.5.1. BLUETOOTH BASIC DATA RATE GFSK MODULATION

DH Packet	Pulse Width [msec]	Number of Pulses in 3.16 seconds	Average Time of Occupancy [sec]	Limit [sec]	Margin [sec]
GFSK Normal ANT1					
DH1	0.372	32	0.119	0.4	-0.281
DH3	1.617	9	0.146	0.4	-0.254
DH5	2.852	13	0.371	0.4	-0.029
DH Packet	**Pulse Width [msec]**	**Number of Pulses in 0.8 seconds**	**Average Time of Occupancy [sec]**	**Limit [sec]**	**Margin [sec]**
GFSK AFH ANT1					
DH1	0.372	8	0.030	0.4	-0.370
DH3	1.617	2	0.032	0.4	-0.368
DH5	2.852	3	0.086	0.4	-0.314

UL KOREA LTD. Confidential
This report shall not be reproduced except in full, without the written approval of UL KOREA LTD.

ANT1

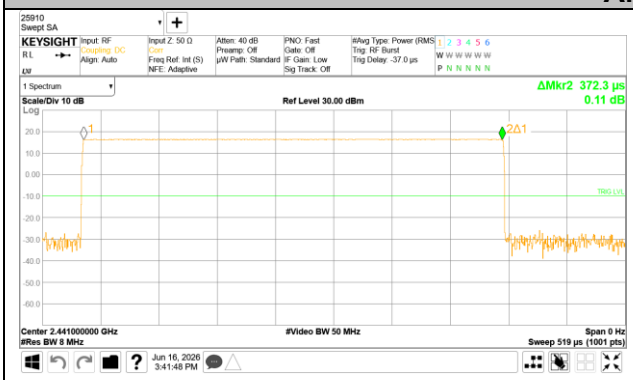

PULSE WIDTH – DH1

NUMBER OF PULSES IN 3.16 SECOND OBSERVATION PERIOD – DH1

PULSE WIDTH – DH3

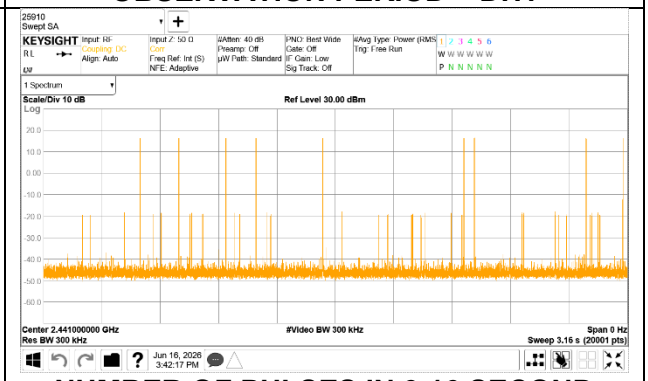

NUMBER OF PULSES IN 3.16 SECOND OBSERVATION PERIOD – DH3

PULSE WIDTH – DH5

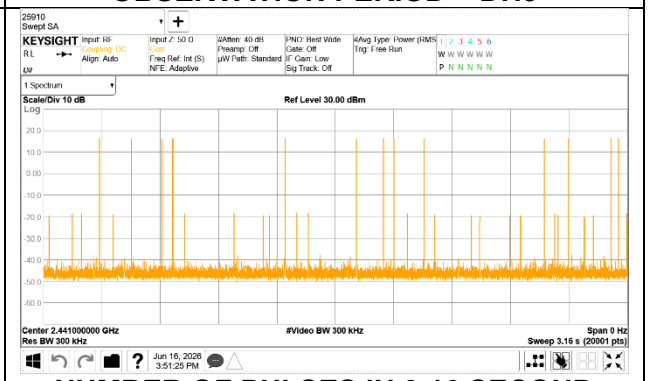

NUMBER OF PULSES IN 3.16 SECOND OBSERVATION PERIOD – DH5

UL KOREA LTD. Suwon Laboratory FORM ID: FCC_15C(05)
218 Maeyeong-ro, Yeongtong-gu, Suwon-si, Gyeonggi-do, 16675, Korea TEL: (031) 337-9902 FAX: (031) 213-5433
UL KOREA LTD. Confidential
This report shall not be reproduced except in full, without the written approval of UL KOREA LTD.

DH Packet	Pulse Width [msec]	Number of Pulses in 3.16 seconds	Average Time of Occupancy [sec]	Limit [sec]	Margin [sec]
GFSK Normal ANT2					
DH1	0.372	32	0.119	0.4	-0.281
DH3	1.617	17	0.275	0.4	-0.125
DH5	2.852	8	0.228	0.4	-0.172
DH Packet	**Pulse Width [msec]**	**Number of Pulses in 0.8 seconds**	**Average Time of Occupancy [sec]**	**Limit [sec]**	**Margin [sec]**
GFSK AFH ANT2					
DH1	0.372	8	0.030	0.4	-0.370
DH3	1.617	4	0.065	0.4	-0.335
DH5	2.852	2	0.057	0.4	-0.343

UL KOREA LTD. Confidential
This report shall not be reproduced except in full, without the written approval of UL KOREA LTD.

ANT2

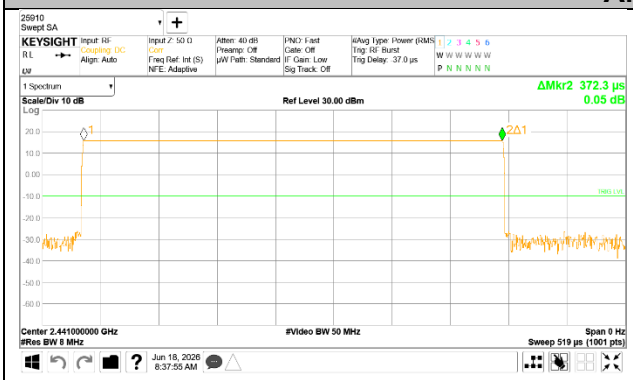

PULSE WIDTH – DH1

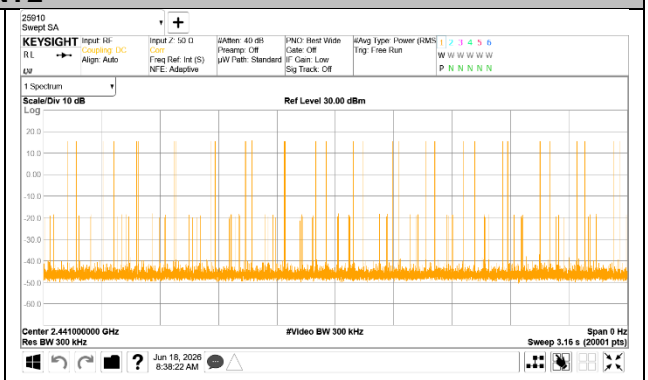

NUMBER OF PULSES IN 3.16 SECOND OBSERVATION PERIOD – DH1

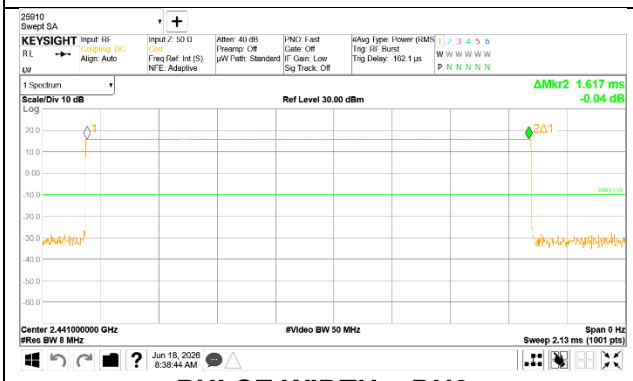

PULSE WIDTH – DH3

NUMBER OF PULSES IN 3.16 SECOND OBSERVATION PERIOD – DH3

PULSE WIDTH – DH5

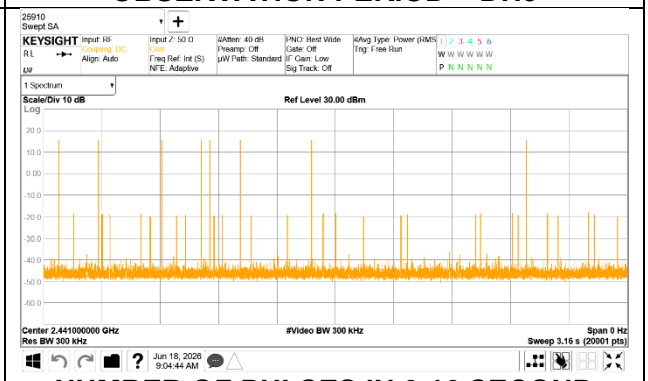

NUMBER OF PULSES IN 3.16 SECOND OBSERVATION PERIOD – DH5

UL KOREA LTD. Suwon Laboratory FORM ID: FCC_15C(05)
218 Maeyeong-ro, Yeongtong-gu, Suwon-si, Gyeonggi-do, 16675, Korea TEL: (031) 337-9902 FAX: (031) 213-5433
UL KOREA LTD. Confidential
This report shall not be reproduced except in full, without the written approval of UL KOREA LTD.

9.5.2. BLUETOOTH ENHANCED DATA RATE 8DPSK MODULATION

DH Packet	Pulse Width [msec]	Number of Pulses in 3.16 seconds	Average Time of Occupancy [sec]	Limit [sec]	Margin [sec]
8DPSK Normal ANT1					
DH1	0.381	32	0.122	0.4	-0.278
DH3	1.621	15	0.243	0.4	-0.157
DH5	2.860	9	0.257	0.4	-0.143
DH Packet	**Pulse Width [msec]**	**Number of Pulses in 0.8 seconds**	**Average Time of Occupancy [sec]**	**Limit [sec]**	**Margin [sec]**
8DPSK AFH ANT1					
DH1	0.381	8	0.030	0.4	-0.370
DH3	1.621	4	0.065	0.4	-0.335
DH5	2.860	2	0.057	0.4	-0.343

.

UL KOREA LTD. Confidential
This report shall not be reproduced except in full, without the written approval of UL KOREA LTD.

ANT1

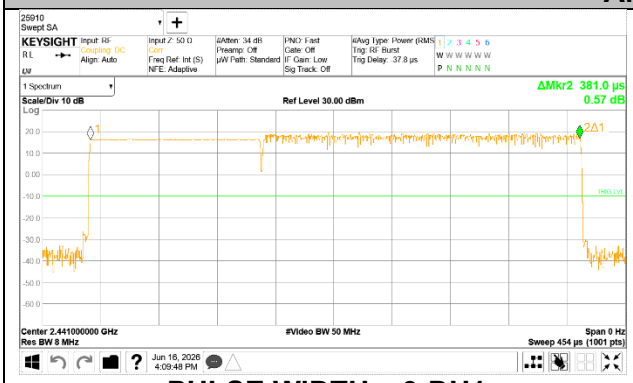

PULSE WIDTH – 3-DH1

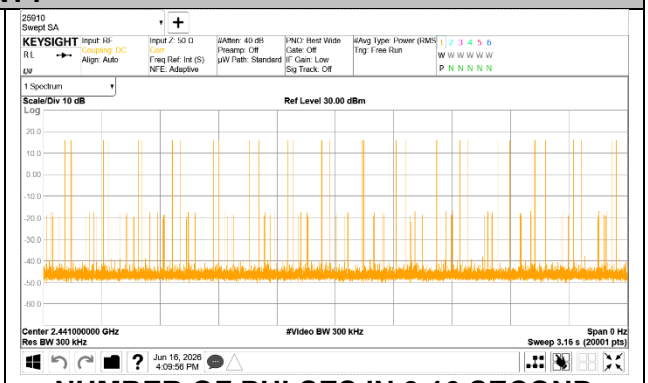

NUMBER OF PULSES IN 3.16 SECOND OBSERVATION PERIOD – 3-DH1

PULSE WIDTH – 3-DH3

NUMBER OF PULSES IN 3.16 SECOND OBSERVATION PERIOD – 3-DH3

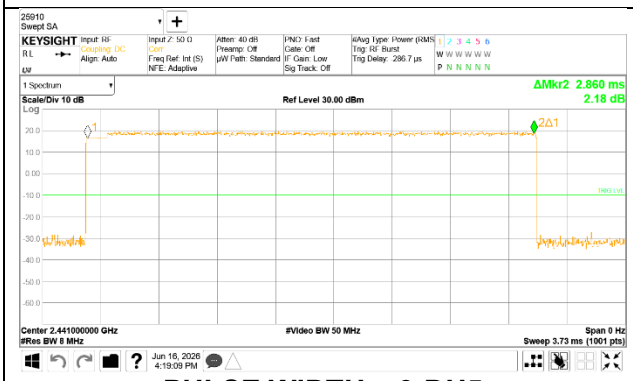

PULSE WIDTH – 3-DH5

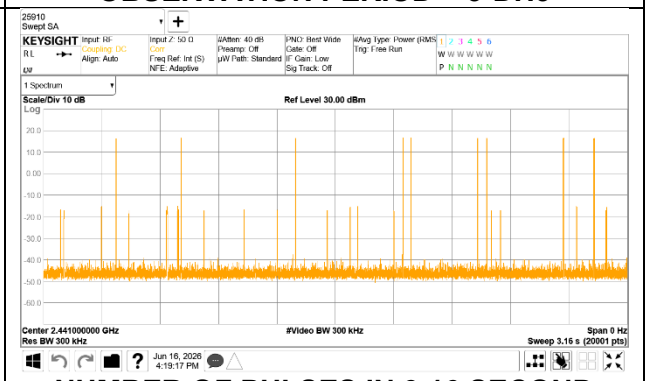

NUMBER OF PULSES IN 3.16 SECOND OBSERVATION PERIOD – 3-DH5

UL KOREA LTD. Suwon Laboratory FORM ID: FCC_15C(05)
218 Maeyeong-ro, Yeongtong-gu, Suwon-si, Gyeonggi-do, 16675, Korea TEL: (031) 337-9902 FAX: (031) 213-5433
UL KOREA LTD. Confidential
This report shall not be reproduced except in full, without the written approval of UL KOREA LTD.

DH Packet	Pulse Width [msec]	Number of Pulses in 3.16 seconds	Average Time of Occupancy [sec]	Limit [sec]	Margin [sec]
8DPSK Normal ANT2					
DH1	0.381	32	0.122	0.4	-0.278
DH3	1.619	13	0.210	0.4	-0.190
DH5	2.864	9	0.258	0.4	-0.142
DH Packet	**Pulse Width [msec]**	**Number of Pulses in 0.8 seconds**	**Average Time of Occupancy [sec]**	**Limit [sec]**	**Margin [sec]**
8DPSK AFH ANT2					
DH1	0.381	8	0.030	0.4	-0.370
DH3	1.619	3	0.049	0.4	-0.351
DH5	2.864	2	0.057	0.4	-0.343

.

UL KOREA LTD. Confidential
This report shall not be reproduced except in full, without the written approval of UL KOREA LTD.

ANT2

PULSE WIDTH – 3-DH1

NUMBER OF PULSES IN 3.16 SECOND OBSERVATION PERIOD – 3-DH1

PULSE WIDTH – 3-DH3

NUMBER OF PULSES IN 3.16 SECOND OBSERVATION PERIOD – 3-DH3

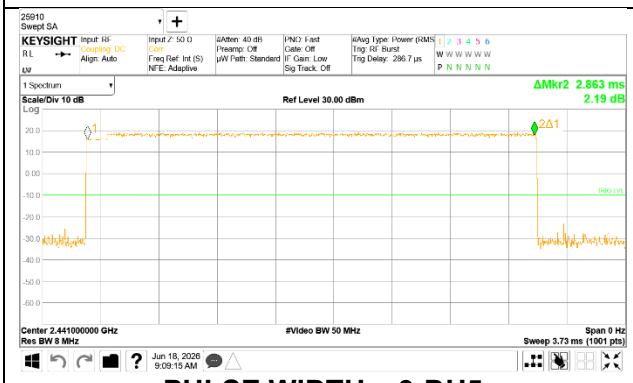

PULSE WIDTH – 3-DH5

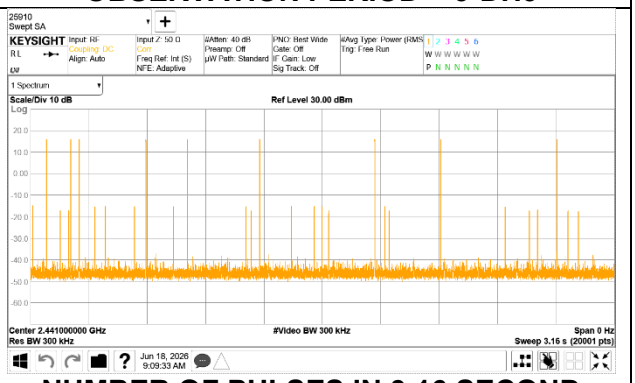

NUMBER OF PULSES IN 3.16 SECOND OBSERVATION PERIOD – 3-DH5

UL KOREA LTD. Suwon Laboratory FORM ID: FCC_15C(05)
218 Maeyeong-ro, Yeongtong-gu, Suwon-si, Gyeonggi-do, 16675, Korea TEL: (031) 337-9902 FAX: (031) 213-5433
UL KOREA LTD. Confidential
This report shall not be reproduced except in full, without the written approval of UL KOREA LTD.

9.6. OUTPUT POWER

LIMITS

§15.247 (b) (1)
The peak conducted output power limit is 0.125 W (21 dBm) since Bluetooth AFH mode can be used at least 20 non-overlapping hopping channels.

TEST PROCEDURE
The transmitter output is connected to a spectrum analyzer the analyzer bandwidth is set to a value greater than the 20 dB bandwidth of the EUT.

RESULTS

9.6.1. BASIC DATA RATE GFSK MODULATION

Antenna	Channel	Frequency [MHz]	Peak Output Power [dBm]	Limit [dBm]	Margin [dB]
ANT1	0	2 402	15.58	21.00	-5.42
	39	2 441	16.89		-4.11
	78	2 480	15.60		-5.40
ANT2	0	2 402	15.79		-5.21
	39	2 441	16.18		-4.82
	78	2 480	16.03		-4.97
Worst			**16.89**		**-4.11**

9.6.2. ENHANCED DATA RATE Pi/4-DQPSK MODULATION

Antenna	Channel	Frequency [MHz]	Peak Output Power [dBm]	Limit [dBm]	Margin [dB]
ANT1	0	2 402	18.45	21.00	-2.55
	39	2 441	19.58		-1.42
	78	2 480	18.68		-2.32
ANT2	0	2 402	18.42		-2.58
	39	2 441	19.02		-1.98
	78	2 480	18.53		-2.47
Worst			**19.58**		**-1.42**

9.6.3. ENHANCED DATA RATE 8DPSK MODULATION

Antenna	Channel	Frequency [MHz]	Peak Output Power [dBm]	Limit [dBm]	Margin [dB]
ANT1	0	2 402	18.96	21.00	-2.04
	39	2 441	19.89		-1.11
	78	2 480	18.97		-2.03
ANT2	0	2 402	18.75		-2.25
	39	2 441	19.31		-1.69
	78	2 480	18.76		-2.24
Worst			**19.89**		**-1.11**

UL KOREA LTD. Confidential
This report shall not be reproduced except in full, without the written approval of UL KOREA LTD.

9.6.4. BASIC DATA RATE GFSK MODULATION (DUAL)

Antenna	Channel	Frequency [MHz]	Peak Output Power [dBm]	Limit [dBm]	Margin [dB]
DUAL ANT1	0	2 402	11.94	21.00	
	39	2 441	12.90		
	78	2 480	12.66		
DUAL ANT2	0	2 402	10.79		
	39	2 441	13.08		
	78	2 480	12.24		
DUAL ANT1+2	0	2 402	14.41		-6.59
	39	2 441	16.00		-5.00
	78	2 480	15.47		-5.53
Worst			**16.00**		**-5.00**

9.6.1. ENHANCED DATA RATE Pi/4-DQPSK MODULATION (DUAL)

Antenna	Channel	Frequency [MHz]	Peak Output Power [dBm]	Limit [dBm]	Margin [dB]
DUAL ANT1	0	2 402	13.99	21.00	
	39	2 441	14.09		
	78	2 480	14.02		
DUAL ANT2	0	2 402	12.45		
	39	2 441	14.00		
	78	2 480	12.56		
DUAL ANT1+2	0	2 402	16.30		-4.70
	39	2 441	17.06		-3.94
	78	2 480	16.36		-4.64
Worst			**17.06**		**-3.94**

9.6.2. ENHANCED DATA RATE 8DPSK MODULATION (DUAL)

Antenna	Channel	Frequency [MHz]	Peak Output Power [dBm]	Limit [dBm]	Margin [dB]
DUAL ANT1	0	2 402	14.32	21.00	
	39	2 441	14.37		
	78	2 480	14.36		
DUAL ANT2	0	2 402	13.92		
	39	2 441	14.27		
	78	2 480	12.83		
DUAL ANT1+2	0	2 402	17.13		-3.87
	39	2 441	17.33		-3.67
	78	2 480	16.67		-4.33
Worst			**17.33**		**-3.67**

UL KOREA LTD. Confidential
This report shall not be reproduced except in full, without the written approval of UL KOREA LTD.

9.6.3. OUTPUT POWER PLOTS

PEAK OUTPUT POWER

GFSK ANT1	GFSK ANT2
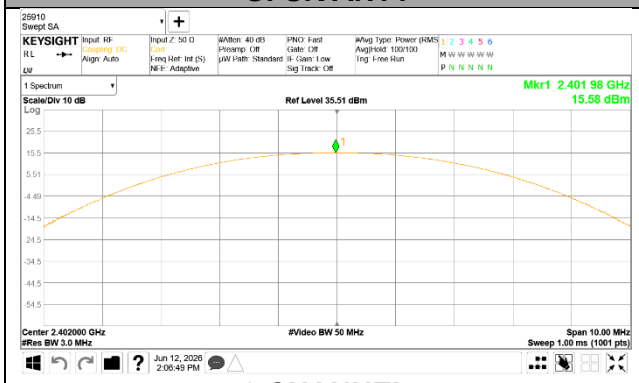	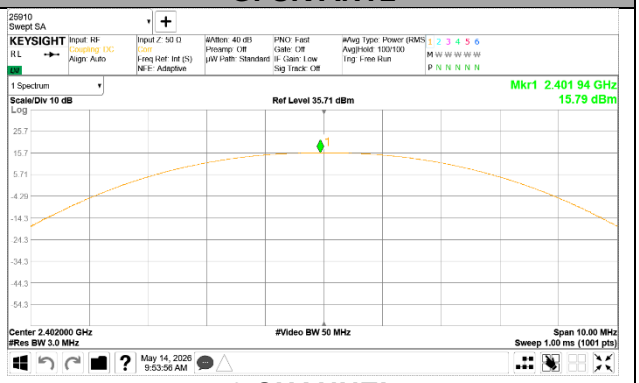
0 CHANNEL	0 CHANNEL
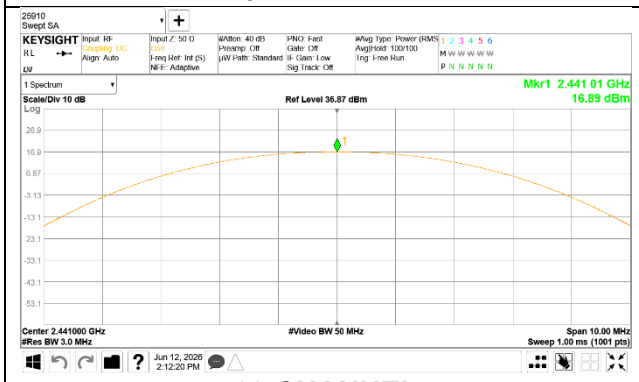	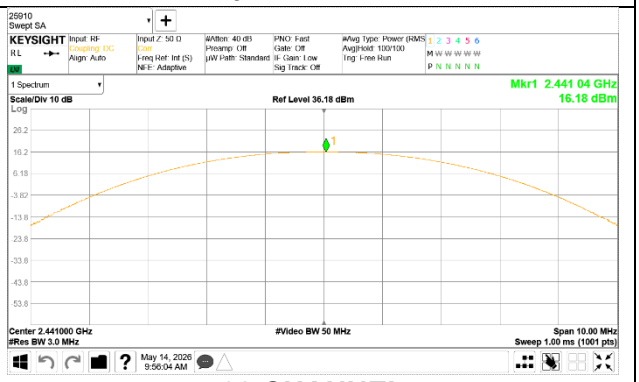
39 CHANNEL	39 CHANNEL
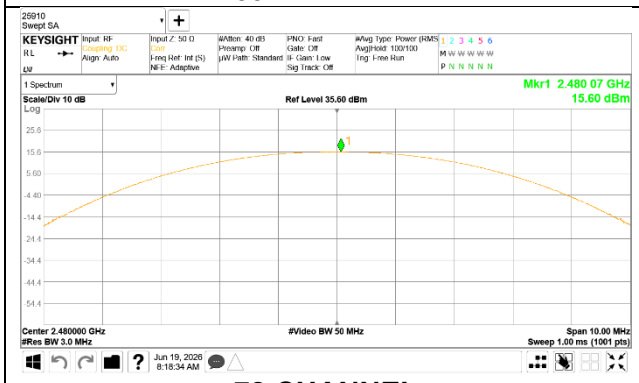	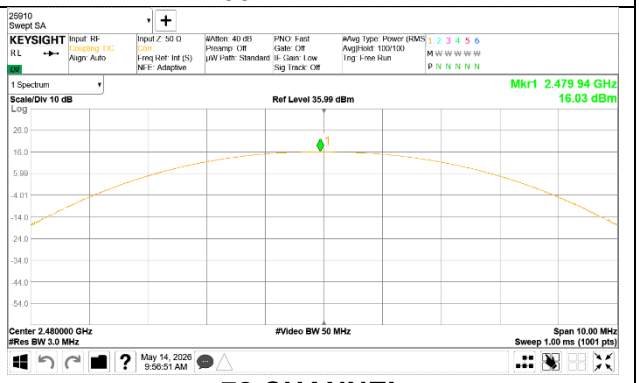
78 CHANNEL	78 CHANNEL

UL KOREA LTD. Confidential
This report shall not be reproduced except in full, without the written approval of UL KOREA LTD.

Pi/4-DQPSK ANT1	Pi/4-DQPSK ANT2
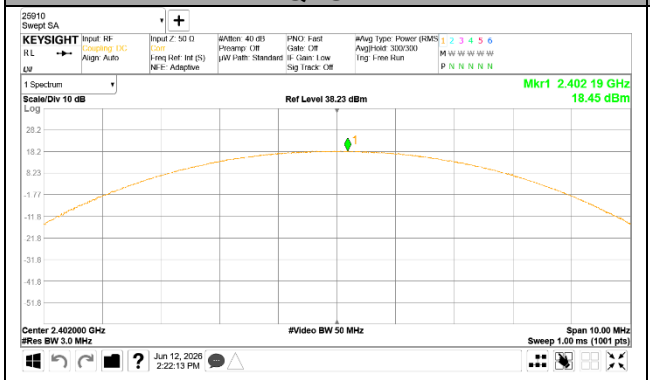	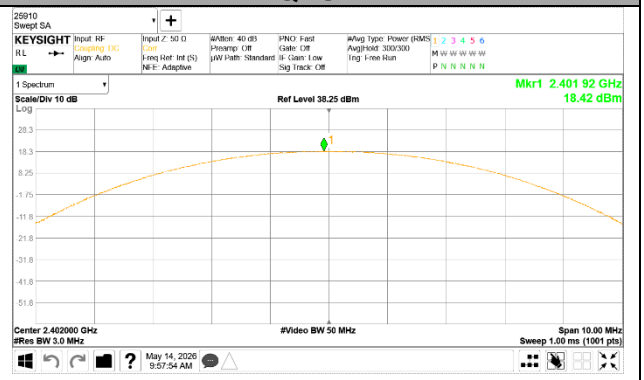
0 CHANNEL	**0 CHANNEL**
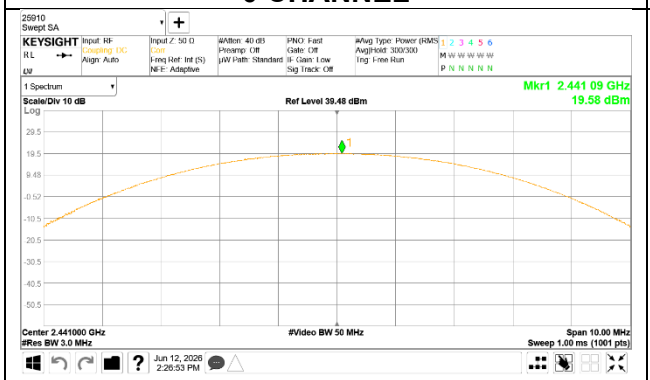	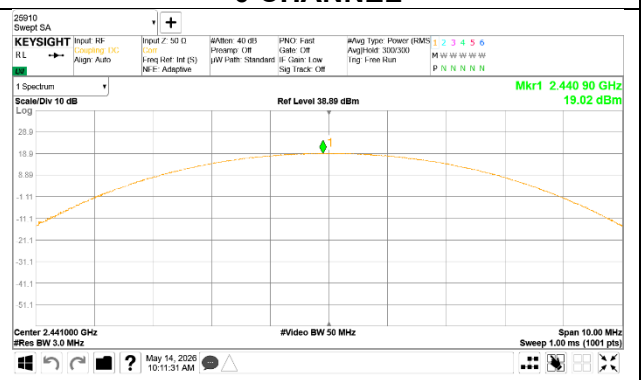
39 CHANNEL	**39 CHANNEL**
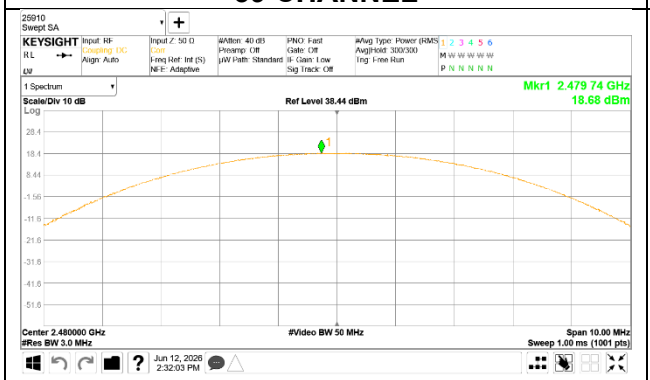	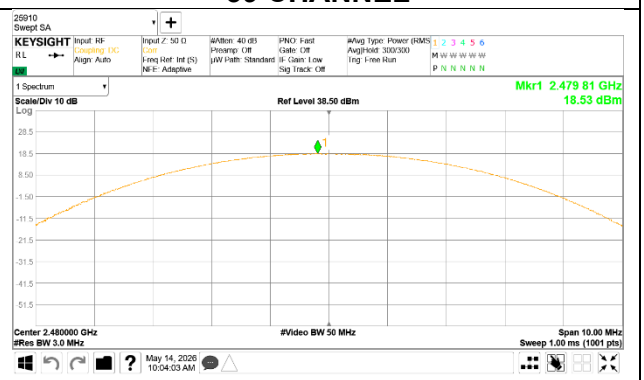
78 CHANNEL	**78 CHANNEL**

UL KOREA LTD. Suwon Laboratory FORM ID: FCC_15C(05)
218 Maeyeong-ro, Yeongtong-gu, Suwon-si, Gyeonggi-do, 16675, Korea TEL: (031) 337-9902 FAX: (031) 213-5433
UL KOREA LTD. Confidential
This report shall not be reproduced except in full, without the written approval of UL KOREA LTD.

8DPSK ANT1	8DPSK ANT2
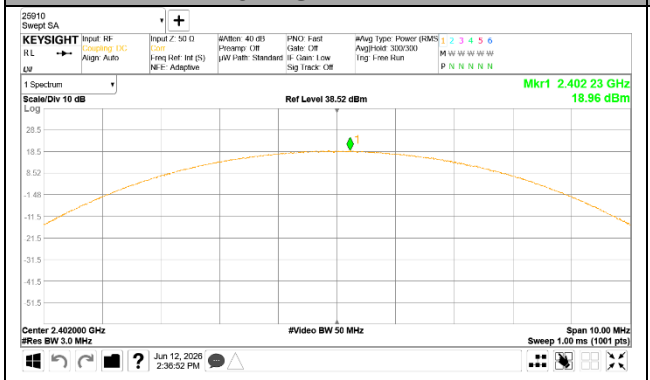	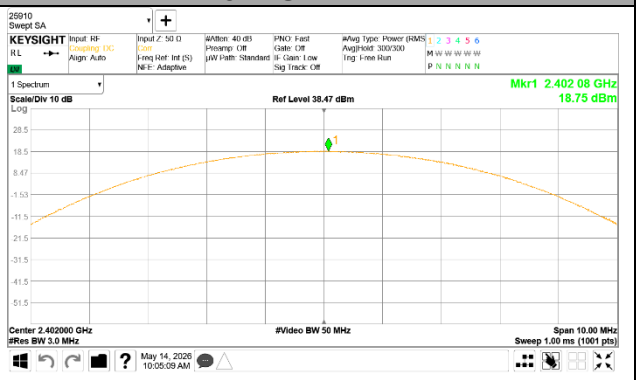
0 CHANNEL	0 CHANNEL
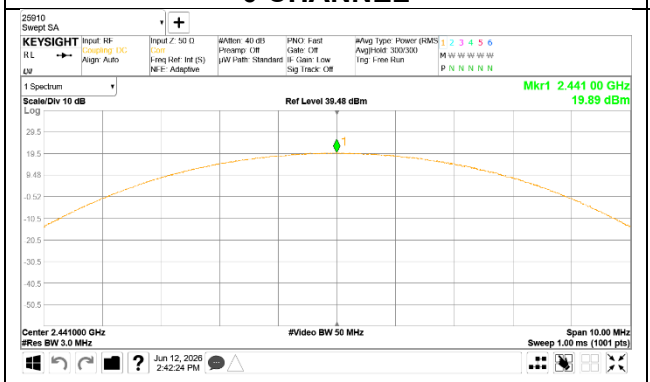	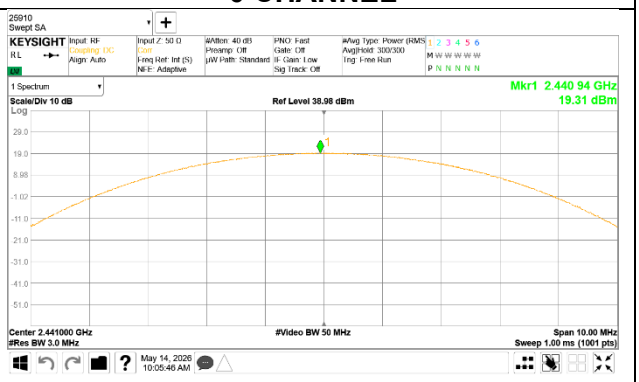
39 CHANNEL	39 CHANNEL
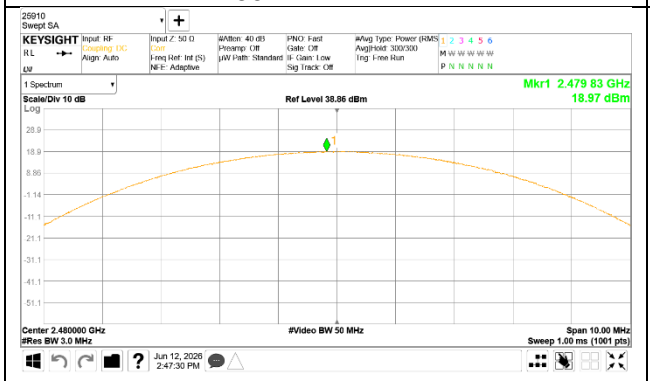	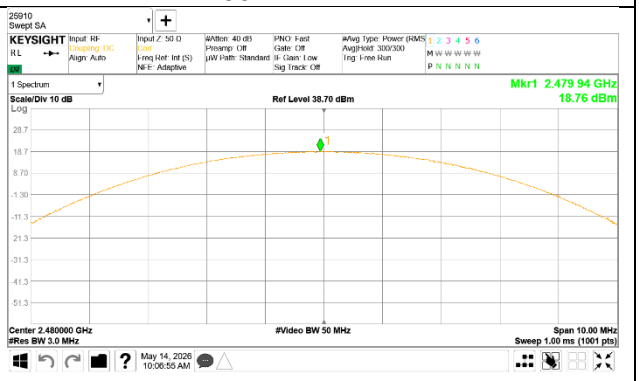
78 CHANNEL	78 CHANNEL

UL KOREA LTD. Confidential
This report shall not be reproduced except in full, without the written approval of UL KOREA LTD.

GFSK DUAL ANT1	GFSK DUAL ANT2
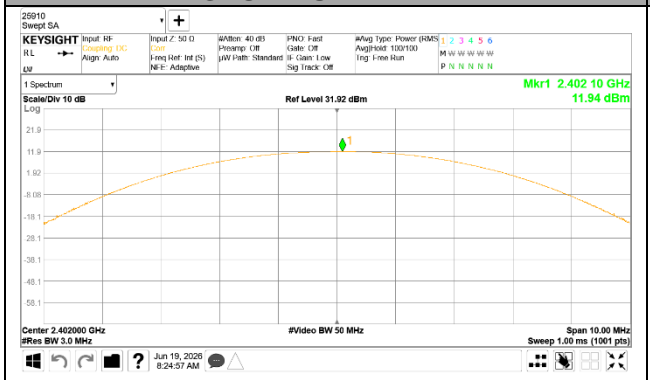	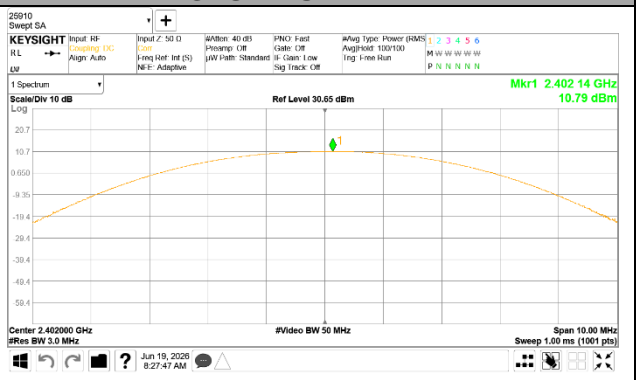
0 CHANNEL	**0 CHANNEL**
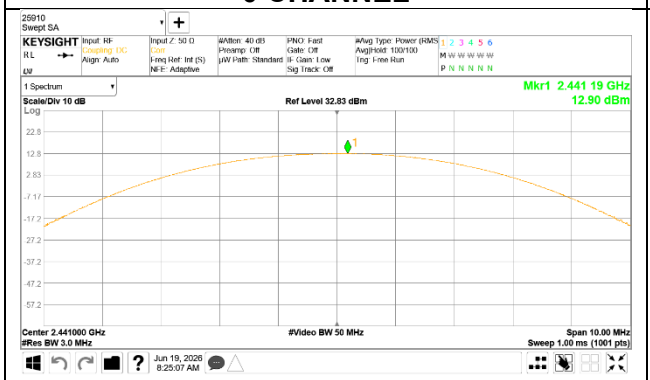	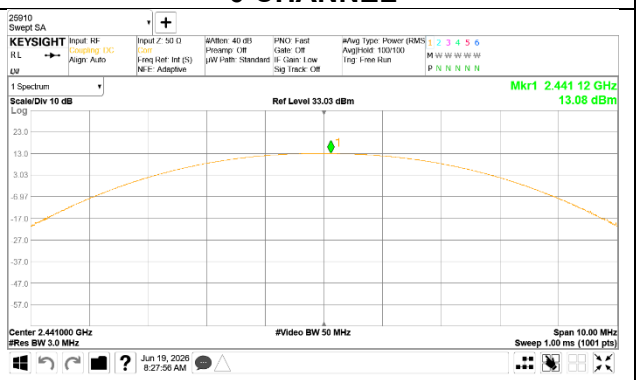
39 CHANNEL	**39 CHANNEL**
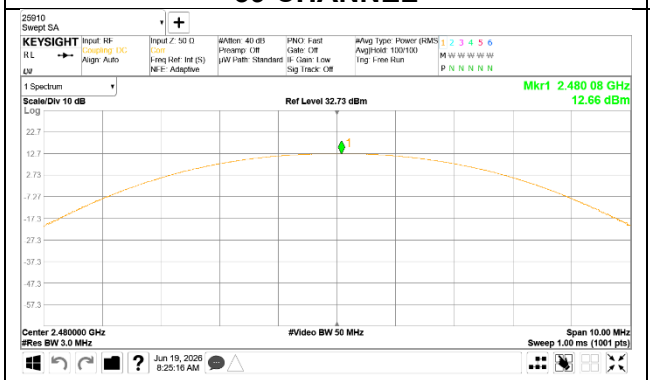	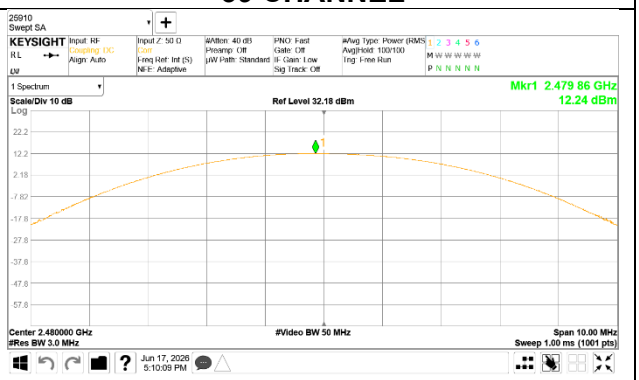
78 CHANNEL	**78 CHANNEL**

UL KOREA LTD. Suwon Laboratory FORM ID: FCC_15C(05)
218 Maeyeong-ro, Yeongtong-gu, Suwon-si, Gyeonggi-do, 16675, Korea TEL: (031) 337-9902 FAX: (031) 213-5433
UL KOREA LTD. Confidential
This report shall not be reproduced except in full, without the written approval of UL KOREA LTD.

Pi/4-DQPSK DUAL ANT1

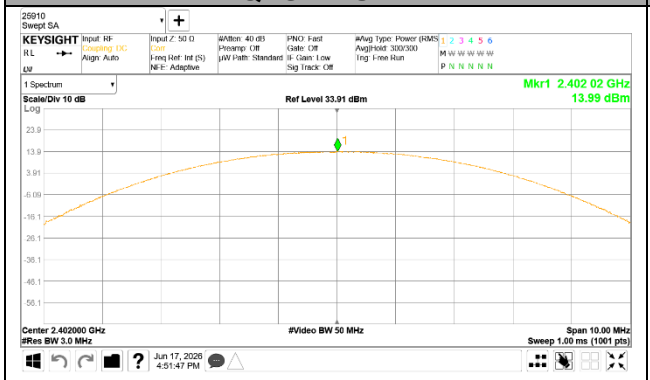

0 CHANNEL

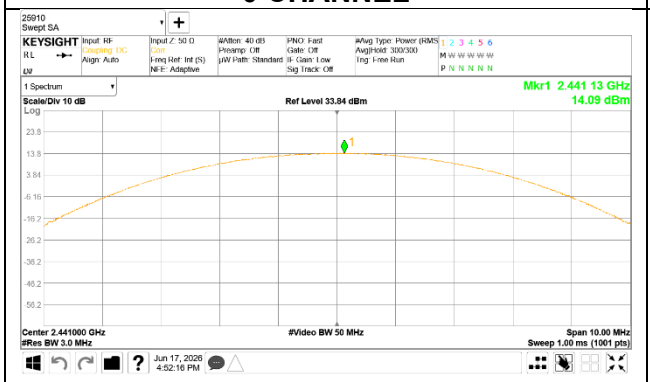

39 CHANNEL

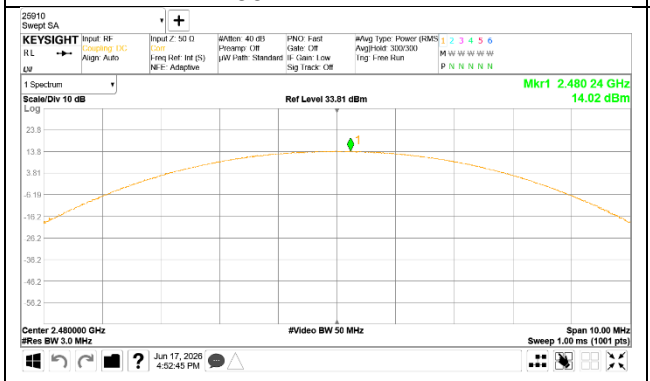

78 CHANNEL

Pi/4-DQPSK DUAL ANT2

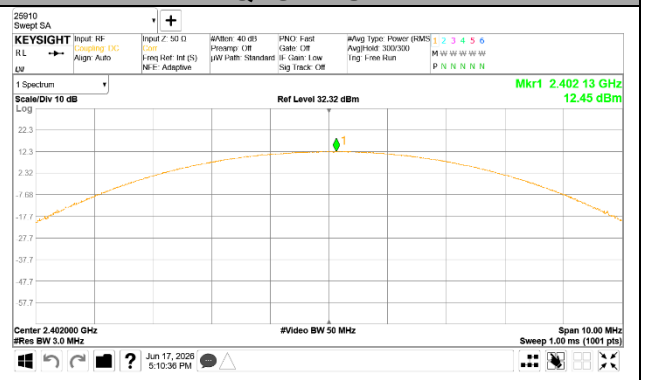

0 CHANNEL

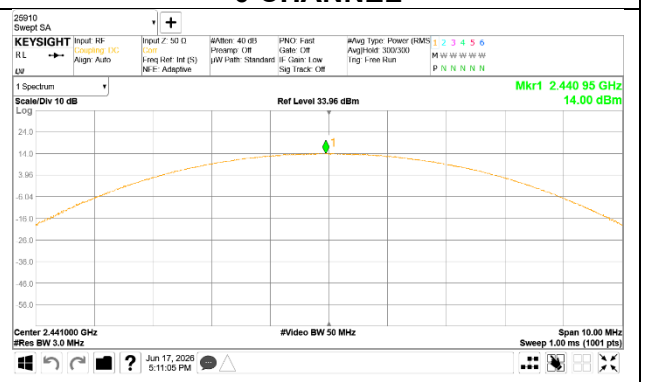

39 CHANNEL

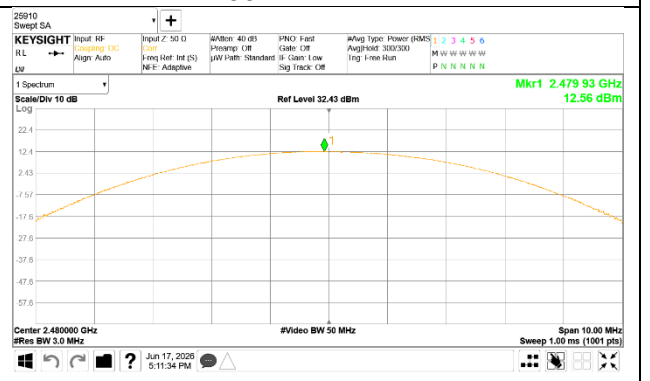

78 CHANNEL

UL KOREA LTD. Suwon Laboratory FORM ID: FCC_15C(05)
218 Maeyeong-ro, Yeongtong-gu, Suwon-si, Gyeonggi-do, 16675, Korea TEL: (031) 337-9902 FAX: (031) 213-5433
UL KOREA LTD. Confidential
This report shall not be reproduced except in full, without the written approval of UL KOREA LTD.

8DPSK DUAL ANT1	8DPSK DUAL ANT2
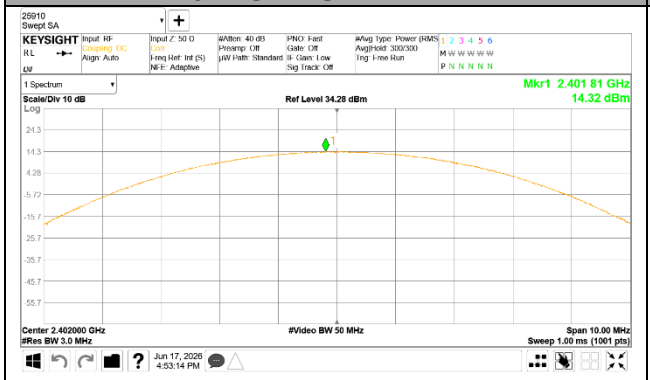	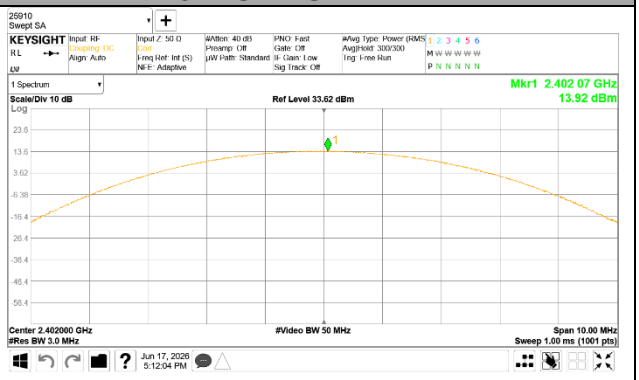
0 CHANNEL	**0 CHANNEL**
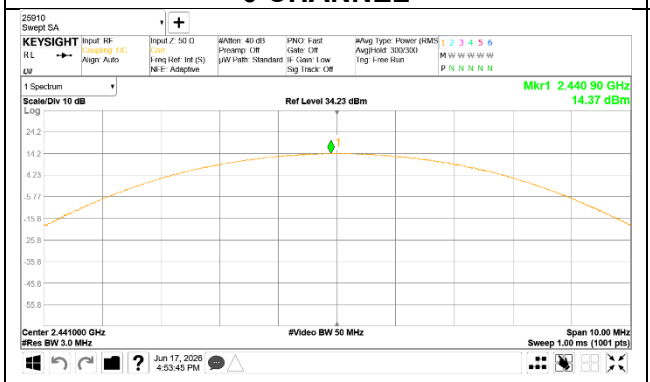	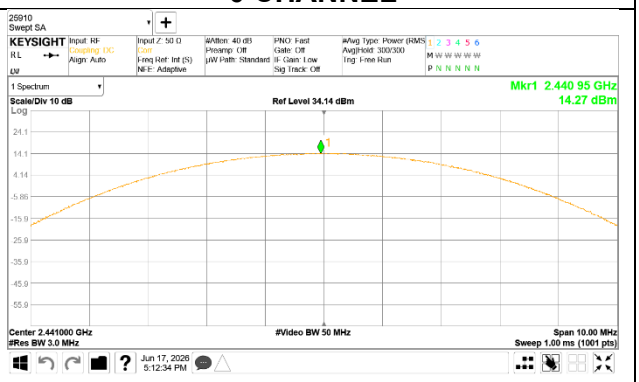
39 CHANNEL	**39 CHANNEL**
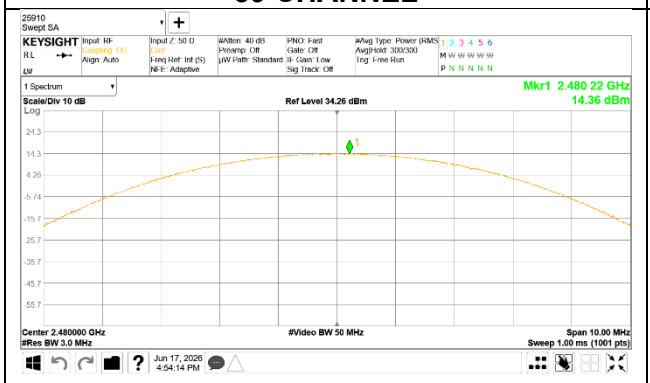	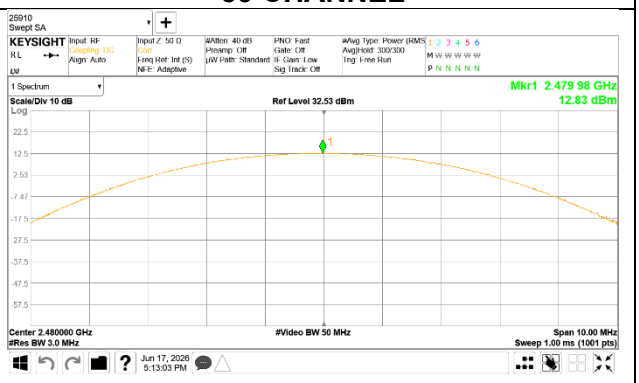
78 CHANNEL	**78 CHANNEL**

UL KOREA LTD. Suwon Laboratory FORM ID: FCC_15C(05)
218 Maeyeong-ro, Yeongtong-gu, Suwon-si, Gyeonggi-do, 16675, Korea TEL: (031) 337-9902 FAX: (031) 213-5433
UL KOREA LTD. Confidential
This report shall not be reproduced except in full, without the written approval of UL KOREA LTD.

9.7. AVERAGE POWER

LIMITS

None; for reporting purposes only

TEST PROCEDURE

Measurements perform using a wideband gated RF power meter.
The cable assembly insertion loss was entered as an offset in the power meter to allow for direct reading of power.

RESULTS

9.7.1. BASIC DATA RATE GFSK MODULATION

Antenna	Channel	Frequency [MHz]	Average Output Power [dBm]	Average Output Power [mW]
ANT1	0	2 402	15.277	33.705
	39	2 441	16.581	45.509
	78	2 480	15.762	37.688
ANT2	0	2 402	15.550	35.892
	39	2 441	15.985	39.673
	78	2 480	15.802	38.036

9.7.2. ENHANCED DATA RATE PI/4-DQPSK MODULATION

Antenna	Channel	Frequency [MHz]	Average Output Power [dBm]	Average Output Power [mW]
ANT1	0	2 402	15.459	35.148
	39	2 441	16.591	45.614
	78	2 480	15.775	37.801
ANT2	0	2 402	15.614	36.425
	39	2 441	16.167	41.371
	78	2 480	15.956	39.409

9.7.3. ENHANCED DATA RATE 8DPSK MODULATION

Antenna	Channel	Frequency [MHz]	Average Output Power [dBm]	Average Output Power [mW]
ANT1	0	2 402	15.387	34.570
	39	2 441	16.666	46.409
	78	2 480	15.687	37.042
ANT2	0	2 402	15.555	35.934
	39	2 441	16.128	41.002
	78	2 480	15.917	39.057

UL KOREA LTD. Confidential
This report shall not be reproduced except in full, without the written approval of UL KOREA LTD.

9.7.4. BASIC DATA RATE GFSK MODULATION(DUAL)

Antenna	Channel	Frequency [MHz]	Average Output Power [dBm]	Average Output Power [mW]
DUAL ANT1	0	2 402	11.824	
	39	2 441	12.766	
	78	2 480	12.687	
DUAL ANT2	0	2 402	10.656	
	39	2 441	13.144	
	78	2 480	11.877	
DUAL ANT1+2	0	2 402	14.289	26.850
	39	2 441	15.969	39.531
	78	2 480	15.311	33.972

9.7.5. ENHANCED DATA RATE PI/4-DQPSK MODULATION(DUAL)

Antenna	Channel	Frequency [MHz]	Average Output Power [dBm]	Average Output Power [mW]
DUAL ANT1	0	2 402	11.010	
	39	2 441	11.179	
	78	2 480	11.067	
DUAL ANT2	0	2 402	9.600	
	39	2 441	11.120	
	78	2 480	9.967	
DUAL ANT1+2	0	2 402	13.372	21.739
	39	2 441	14.160	26.061
	78	2 480	13.562	22.709

9.7.6. ENHANCED DATA RATE 8DPSK MODULATION(DUAL)

Antenna	Channel	Frequency [MHz]	Average Output Power [dBm]	Average Output Power [mW]
DUAL ANT1	0	2 402	11.103	
	39	2 441	11.227	
	78	2 480	11.140	
DUAL ANT2	0	2 402	9.667	
	39	2 441	11.194	
	78	2 480	10.045	
DUAL ANT1+2	0	2 402	13.454	22.153
	39	2 441	14.221	26.429
	78	2 480	13.637	23.106

UL KOREA LTD. Confidential
This report shall not be reproduced except in full, without the written approval of UL KOREA LTD.

9.8. CONDUCTED SPURIOUS EMISSIONS

LIMITS

FCC §15.247 (d)

Limit = -20 dBc

TEST PROCEDURE

The transmitter output is connected to a spectrum analyzer. The resolution bandwidth is set to 100 kHz. The video bandwidth is set to 300 kHz.

The spectrum from 30 MHz to 26 GHz is investigated with the transmitter set to the lowest, middle, and highest channels.

The band-edges at 2.4 and 2.4835 GHz are investigated with the transmitter set to the normal hopping mode.

RESULTS

UL KOREA LTD. Confidential
This report shall not be reproduced except in full, without the written approval of UL KOREA LTD.

9.8.1. BLUETOOTH BASIC DATA RATE GFSK MODULATION

SPURIOUS EMISSIONS, NON-HOPPING – ANT1

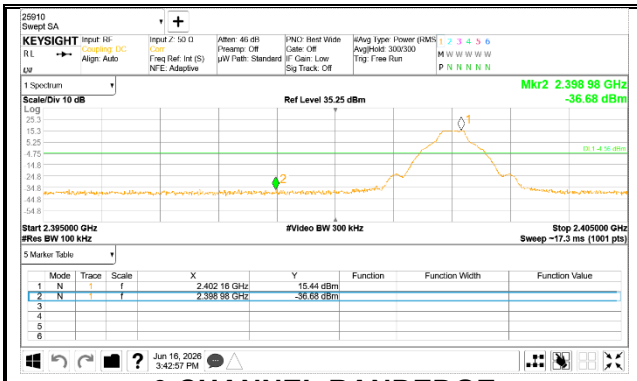

0 CHANNEL BANDEDGE

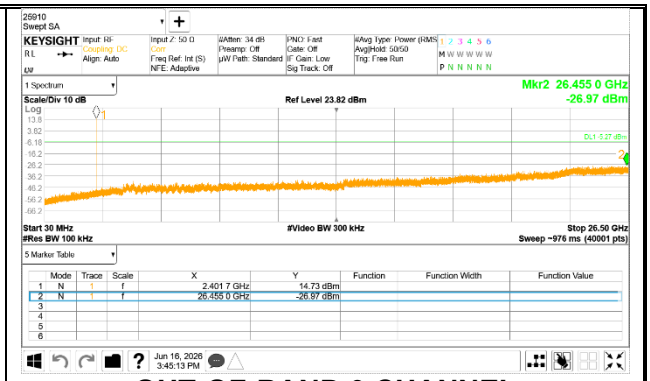

OUT-OF-BAND 0 CHANNEL

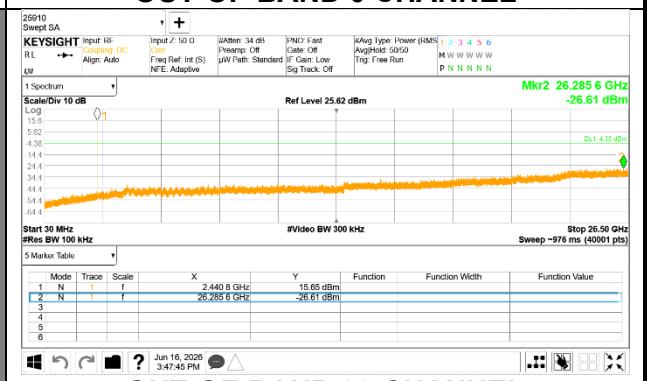

OUT-OF-BAND 39 CHANNEL

78 CHANNEL BANDEDGE

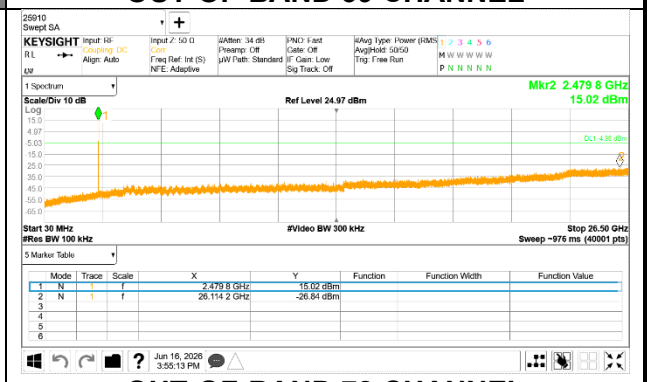

OUT-OF-BAND 78 CHANNEL

UL KOREA LTD. Confidential
This report shall not be reproduced except in full, without the written approval of UL KOREA LTD.

SPURIOUS BANDEDGE EMISSIONS WITH HOPPING ON – ANT1

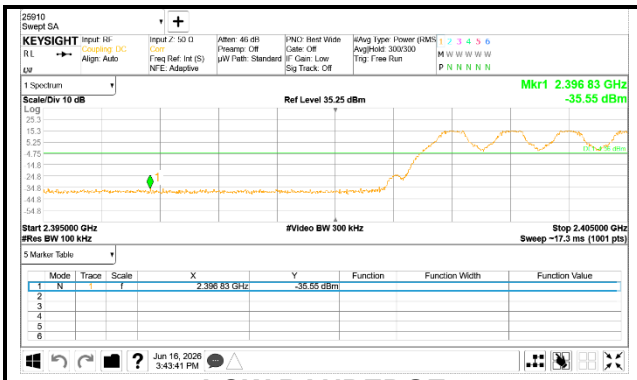

LOW BANDEDGE

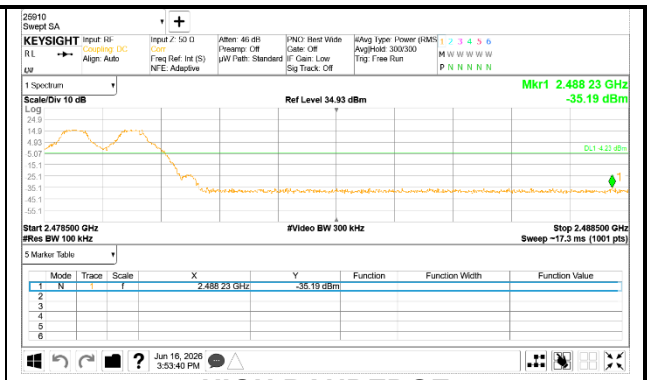

HIGH BANDEDGE

UL KOREA LTD. Suwon Laboratory FORM ID: FCC_15C(05)
218 Maeyeong-ro, Yeongtong-gu, Suwon-si, Gyeonggi-do, 16675, Korea TEL: (031) 337-9902 FAX: (031) 213-5433
UL KOREA LTD. Confidential
This report shall not be reproduced except in full, without the written approval of UL KOREA LTD.

SPURIOUS EMISSIONS, NON-HOPPING – ANT2

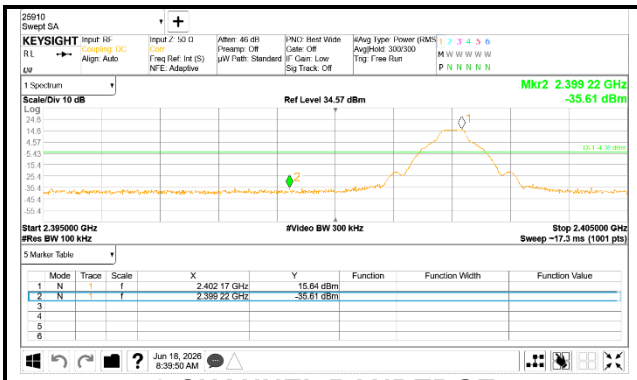

0 CHANNEL BANDEDGE

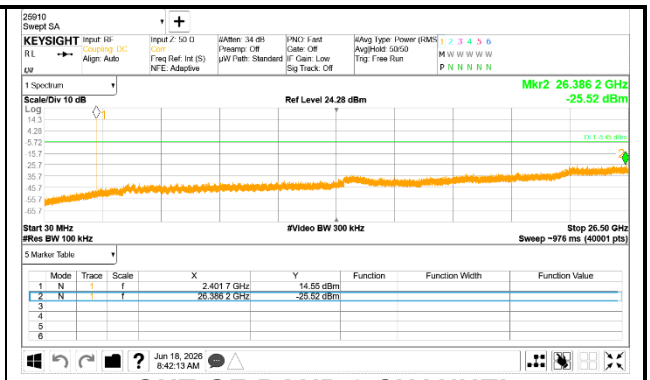

OUT-OF-BAND 0 CHANNEL

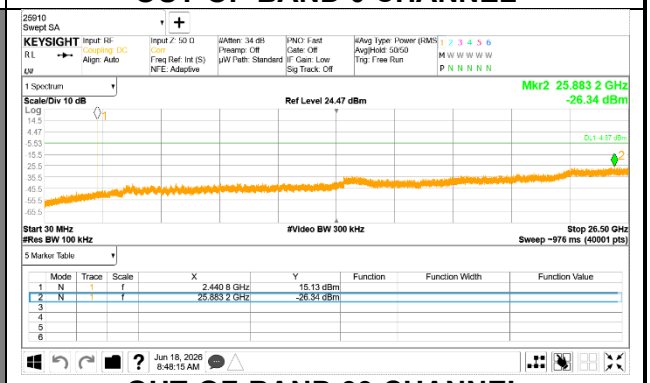

OUT-OF-BAND 39 CHANNEL

78 CHANNEL BANDEDGE

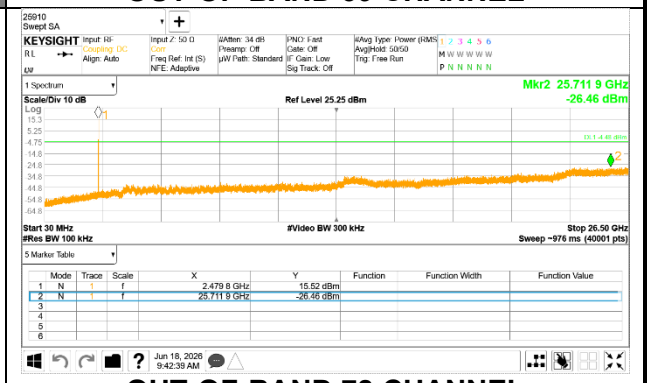

OUT-OF-BAND 78 CHANNEL

UL KOREA LTD. Confidential
This report shall not be reproduced except in full, without the written approval of UL KOREA LTD.

SPURIOUS BANDEDGE EMISSIONS WITH HOPPING ON – ANT2

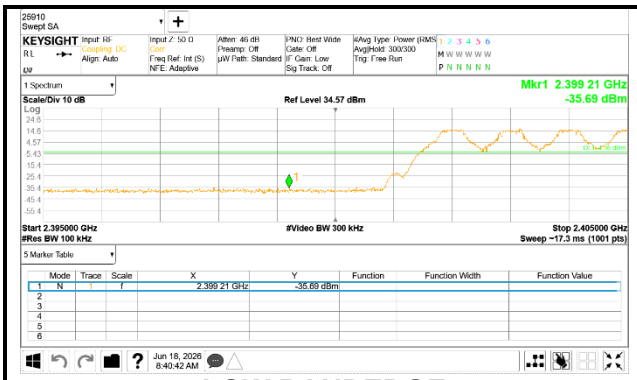

LOW BANDEDGE

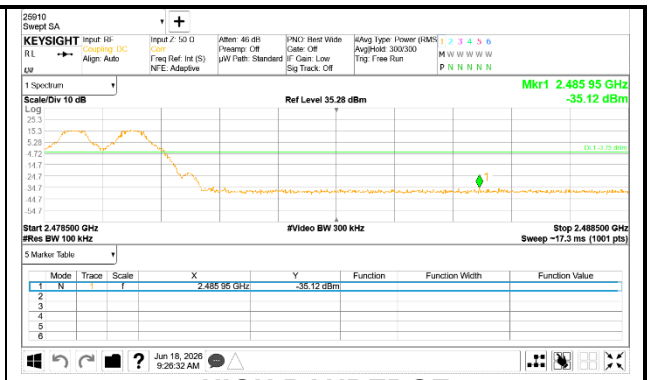

HIGH BANDEDGE

UL KOREA LTD. Confidential
This report shall not be reproduced except in full, without the written approval of UL KOREA LTD.