CERTIFICATION TEST REPORT

Report Number. : 4790101660-E8V3

Applicant : SAMSUNG ELECTRONICS CO., LTD.
129 SAMSUNG-RO, YEONGTONG-GU, SUWON-SI,
GYEONGGI-DO, 16677, KOREA

Model : SM-X906B

FCC ID : A3LSMX906B

EUT Description : GSM/WCDMA/LTE/5G NR Tablet + BT/BLE, DTS/UNII a/b/g/n/ac/ax and WPT

Test Standard(s) : FCC 47 CFR PART 15 SUBPART E
6 GHz LOW POWER INDOOR CLIENT (6XD)

Date Of Issue:
2021-12-10

Prepared by:
UL Korea, Ltd.
26th floor, 152, Teheran-ro, Gangnam-gu Seoul, 06236, Korea

Suwon Test Site: UL Korea, Ltd. Suwon Laboratory
218 Maeyeong-ro, Yeongtong-gu,
Suwon-si, Gyeonggi-do, 16675, Korea
TEL: (031) 337-9902
FAX: (031) 213-5433

IAS ACCREDITED
Testing Laboratory
TL-637

Revision History

Rev.	Issue Date	Revisions	Revised By
V1	2021-11-26	Initial issue	SunGeun Lee
V2	2021-12-06	Updated to address TCB's question	SunGeun Lee
V3	2021-12-10	Updated to address TCB's question	SunGeun Lee

UL Korea, Ltd. Suwon Laboratory FORM ID: FCC_15E(04)
218 Maeyeong-ro, Yeongtong-gu, Suwon-si, Gyeonggi-do, 16675, Korea TEL: (031) 337-9902 FAX: (031) 213-5433
UL Korea, Ltd. Confidential
This report shall not be reproduced except in full, without the written approval of UL Korea, Ltd.

TABLE OF CONTENTS

1. ATTESTATION OF TEST RESULTS 5

2. TEST METHODOLOGY 6

3. FACILITIES AND ACCREDITATION 6

4. CALIBRATION AND UNCERTAINTY 6

4.1. MEASURING INSTRUMENT CALIBRATION 6

4.2. SAMPLE CALCULATION 6

4.3. MEASUREMENT UNCERTAINTY 7

4.4. DECISION RULE 7

5. EQUIPMENT UNDER TEST 8

5.1. DESCRIPTION OF EUT 8

5.2. DESCRIPTION OF AVAILABLE ANTENNAS 12

5.3. WORST-CASE CONFIGURATION AND MODE 13

5.4. DESCRIPTION OF TEST SETUP 16

6. TEST AND MEASUREMENT EQUIPMENT 18

7. SUMMARY TABLE 19

8. MEASUREMENT METHODS 20

9. REFERENCE MEASUREMENTS RESULTS 21

9.1. ON TIME AND DUTY CYCLE RESULTS 21

9.2. DUTY CYCLE PLOTS 22

9.3. 26 dB BANDWIDTH 26

9.3.1. 802.11a 28
9.3.2. 802.11ax HE20 28
9.3.3. 802.11ax HE40 29
9.3.4. 802.11ax HE80 29
9.3.5. 802.11ax HE160 29

10. ANTENNA PORT TEST RESULTS 30

10.1. OUTPUT POWER AND PPSD 30

10.1.1. 802.11a MODE 31
10.1.2. 802.11ax HE20 MODE 32
10.1.3. 802.11ax HE40 MODE 37
10.1.4. 802.11ax HE80 MODE 42
10.1.5. 802.11ax HE160 MODE 47
10.1.6. PPSD PLOTS (WORST CASE) 52

UL Korea, Ltd. Suwon Laboratory FORM ID: FCC_15E(04)
218 Maeyeong-ro, Yeongtong-gu, Suwon-si, Gyeonggi-do, 16675, Korea TEL: (031) 337-9902 FAX: (031) 213-5433

UL Korea, Ltd. Confidential
This report shall not be reproduced except in full, without the written approval of UL Korea, Ltd.

10.2. IN-BAND EMISSIONS 54
10.2.1. 802.11 a MODE 55
10.2.2. 802.11 ax HE20 SU MODE 59
10.2.3. 802.11 ax HE40 SU MODE 63
10.2.4. 802.11 ax HE80 SU MODE 67
10.2.5. 802.11 ax HE160 SU MODE 71
10.2.6. 802.11 ax HE20 RU MODE 75
10.2.7. 802.11 ax HE40 RU MODE 87
10.2.8. 802.11 ax HE80 RU MODE 98
10.2.9. 802.11 ax HE160 RU MODE 107

11. TRANSMITTER ABOVE 1 GHz 114

11.1. TX ABOVE 1GHz 2Tx MODE IN U-NII-5 BAND 117

11.2. TX ABOVE 1GHz 2Tx MODE IN U-NII-6 BAND 121

11.3. TX ABOVE 1GHz 2Tx MODE IN U-NII-7 BAND 123

11.4. TX ABOVE 1GHz 2Tx MODE IN U-NII-8 BAND 125

12. WORST-CASE BELOW 1 GHz 129

13. Contention Based Protocol 130

13.1. OVERVIEW 130
13.1.1. LIMITS 130
13.1.2. TEST AND MEASUREMENT SYSTEM 131

13.2. TEST RESULTS 133
13.2.1. AWGN Sample signal 133
13.2.2. Contention Based Protocol Timing Plot 133
13.2.3. Contention Based Protocol – Incumbent Detection & Trial Results 134

UL Korea, Ltd. Suwon Laboratory FORM ID: FCC_15E(04)
218 Maeyeong-ro, Yeongtong-gu, Suwon-si, Gyeonggi-do, 16675, Korea TEL: (031) 337-9902 FAX: (031) 213-5433

UL Korea, Ltd. Confidential
This report shall not be reproduced except in full, without the written approval of UL Korea, Ltd.

1. ATTESTATION OF TEST RESULTS

COMPANY NAME:	SAMSUNG ELECTRONICS CO., LTD.
EUT DESCRIPTION:	GSM/WCDMA/LTE/5G NR Tablet + BT/BLE, DTS/UNII a/b/g/n/ac/ax and WPT
MODEL NUMBER:	SM-X906B
SERIAL NUMBER:	R3CR80AAZJJ (CONDUCTED); 575854c0513f7ece, R3CR706LYYK (RADIATED);
DATE TESTED:	2021-10-08 ~ 2021-11-26;

APPLICABLE STANDARDS	
STANDARD	**TEST RESULTS**
CFR 47 Part 15 Subpart E	Complies

UL Korea, Ltd. tested the above equipment in accordance with the requirements set forth in the above standards. All indications of Pass/Fail in this report are opinions expressed by UL Korea, Ltd. based on interpretations and/or observations of test results. Measurement Uncertainties were not taken into account and are published for informational purposes only. The test results show that the equipment tested is capable of demonstrating compliance with the requirements as documented in this report.

Note: The results documented in this report apply only to the tested sample, under the conditions and modes of operation as described herein. This document may not be altered or revised in any way unless done so by UL Korea, Ltd. and all revisions are duly noted in the revisions section. Any alteration of this document not carried out by UL Korea, Ltd. will constitute fraud and shall nullify the document. This report must not be used by the client to claim product certification, approval, or endorsement by IAS, any agency of the Federal Government, or any agency of any government.

Approved & Released For
UL Korea, Ltd. By:

Seokhwan Hong
Suwon Lab Engineer
UL Korea, Ltd.

Tested By:

SunGeun Lee
Suwon Lab Engineer
UL Korea, Ltd.

UL Korea, Ltd. Confidential
This report shall not be reproduced except in full, without the written approval of UL Korea, Ltd.

2. TEST METHODOLOGY

The tests documented in this report were performed in accordance with following methods.

1. FCC CFR 47 Part 2.
2. FCC CFR 47 Part 15.
3. KDB 789033 D02 General UNII Test Procedures New Rules v02r01
4. KDB 987594 D02 U-NII 6 GHz EMC Measurement v01v01
5. KDB 662911 D01 v02r01
6. ANSI C63.10-2013.

3. FACILITIES AND ACCREDITATION

The test sites and measurement facilities used to collect data are located at 218 Maeyeong-ro, Yeongtong-gu, Suwon-si, Gyeonggi-do, 16675, Korea. Line conducted emissions are measured only at the 218 address. The following table identifies which facilities were utilized for radiated emission measurements documented in this report. Specific facilities are also identified in the test results sections.

218 Maeyeong-ro
☒ Chamber 1
☒ Chamber 2
☒ Chamber 3

UL Korea, Ltd. is accredited by IAS, Laboratory Code TL-637. The full scope of accreditation can be viewed at https://www.iasonline.org/wp-content/uploads/2017/05/TL-637-cert-New.pdf.

4. CALIBRATION AND UNCERTAINTY

4.1. MEASURING INSTRUMENT CALIBRATION

The measuring equipment utilized to perform the tests documented in this report has been calibrated in accordance with the manufacturer's recommendations, and is traceable to recognized national standards.

4.2. SAMPLE CALCULATION

Where relevant, the following sample calculation is provided:

Field Strength (dBuV/m) = Measured Voltage (dBuV) + Antenna Factor (dB/m) + Cable Loss (dB) – Preamp Gain (dB)

36.5 dBuV + 18.7 dB/m + 0.6 dB – 26.9 dB = 28.9 dBuV/m

UL Korea, Ltd. Confidential
This report shall not be reproduced except in full, without the written approval of UL Korea, Ltd.

4.3. MEASUREMENT UNCERTAINTY

Where relevant, the following measurement uncertainty levels have been estimated for tests performed on the apparatus:

PARAMETER	UNCERTAINTY
Conducted Disturbance, 0.15 to 30 MHz	3.02 dB
Radiated Disturbance, 30 MHz to 1 GHz	4.05 dB
Radiated Disturbance, 1 GHz to 18 GHz	5.78 dB
Radiated Disturbance, 18 GHz to 40 GHz	5.58 dB

Uncertainty figures are valid to a confidence level of 95%.

4.4. DECISION RULE

Decision rule for statement(s) of conformity is based on Procedure 2, Clause 4.4.3 in IEC Guide 115:2007.

UL Korea, Ltd. Suwon Laboratory FORM ID: FCC_15E(04)
218 Maeyeong-ro, Yeongtong-gu, Suwon-si, Gyeonggi-do, 16675, Korea TEL: (031) 337-9902 FAX: (031) 213-5433
UL Korea, Ltd. Confidential
This report shall not be reproduced except in full, without the written approval of UL Korea, Ltd.

5. EQUIPMENT UNDER TEST

5.1. DESCRIPTION OF EUT

The EUT is a GSM/WCDMA/LTE/5G NR Tablet + BT/BLE, DTS/UNII a/b/g/n/ac/ax and WPT. This test report addresses the NII (WLAN) operational mode.

WiFi operating mode

Frequency rage	Mode	ANT1	ANT2
6GHz (5955 MHz ~ 7115 MHz)	802.11a MIMO	TX/RX	TX/RX
	802.11ax MIMO	TX/RX	TX/RX

Simultaneous TX Condition

Please refer to the report '4790101660-E7 FCC Report UNII(a,n,ac,ax) WLAN'
6E Tx power is lower than 5GHz. Therefore, 5GHz set for final test.

UL Korea, Ltd. Suwon Laboratory FORM ID: FCC_15E(04)
218 Maeyeong-ro, Yeongtong-gu, Suwon-si, Gyeonggi-do, 16675, Korea TEL: (031) 337-9902 FAX: (031) 213-5433
UL Korea, Ltd. Confidential
This report shall not be reproduced except in full, without the written approval of UL Korea, Ltd.

802.11ax RU allocations

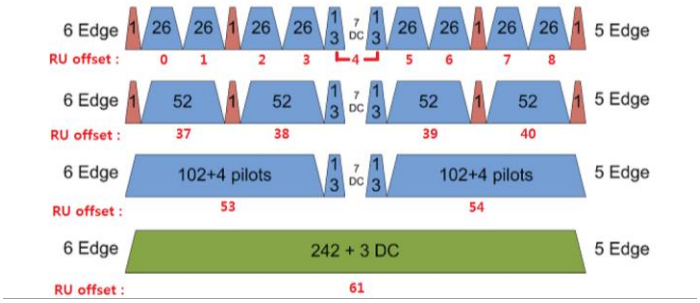

- HE 20 Mode -

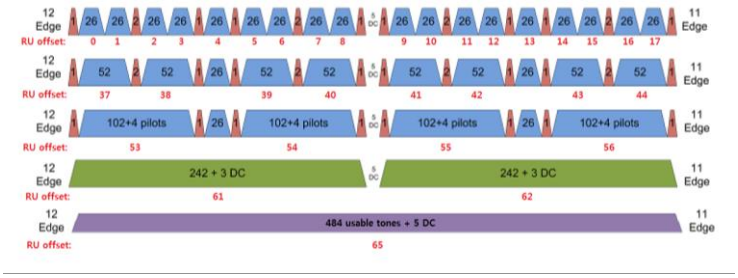

- HE 40 Mode -

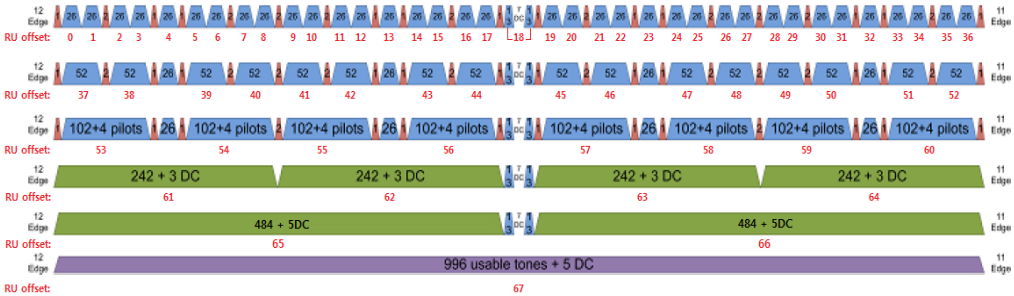

- HE 80 Mode -

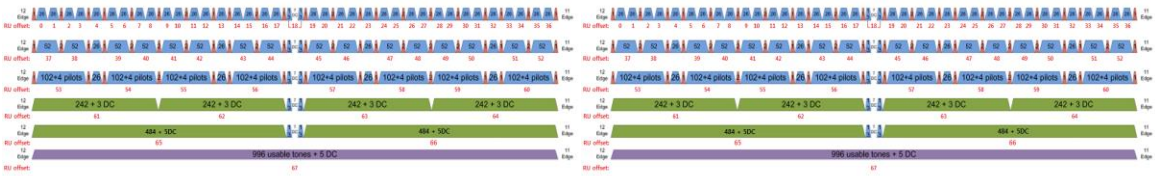

- HE 160 Mode -

UL Korea, Ltd. Suwon Laboratory FORM ID: FCC_15E(04)
218 Maeyeong-ro, Yeongtong-gu, Suwon-si, Gyeonggi-do, 16675, Korea TEL: (031) 337-9902 FAX: (031) 213-5433
UL Korea, Ltd. Confidential
This report shall not be reproduced except in full, without the written approval of UL Korea, Ltd.

Test RU offset for tones in each modes

Mode	Tones	RU offset
HE20	26T	0
		4
		8
	52T	37
		38
		40
	106T	53
		54
	242T / SU Note 1	61 / -
HE40	26T	0
		9
		17
	52T	37
		41
		44
	106T	53
		54
		56
	242T	61
		62
	484T / SU Note 1	63 / -
HE80 / HE160 Note2	26T	0
		18
		36
	52T	37
		45
		52
	106T	53
		57
		60
	242T	61
		62
		64
	484T	65
		66
	996T / SU Note1	67 / -

Note 1: Full RU(Resource Unit) 242T mode and SU(Single Unit) mode have no difference in physical waveform. This report has been reported the SU mode with highest output power in MIMO.
Note 2: HE160 = HE80(Lower) + HE80(Upper)

UL Korea, Ltd. Suwon Laboratory FORM ID: FCC_15E(04)
218 Maeyeong-ro, Yeongtong-gu, Suwon-si, Gyeonggi-do, 16675, Korea TEL: (031) 337-9902 FAX: (031) 213-5433
UL Korea, Ltd. Confidential
This report shall not be reproduced except in full, without the written approval of UL Korea, Ltd.

MAXIMUM OUTPUT POWER

The transmitter has a maximum total conducted average output power as follows:

Band	Frequency Range [MHz]	Mode	Output Power [dBm]	Output Power [mW]
UNII-5	5955 – 6415	802.11a MIMO	9.13	8.18
		802.11ax(HE20) MIMO	9.17	8.26
		802.11ax(HE40) MIMO	12.37	17.26
		802.11ax(HE80) MIMO	12.21	16.63
		802.11ax(HE160) MIMO	12.11	16.26
UNII-6	6435 – 6515	802.11a MIMO	9.55	9.02
		802.11ax(HE20) MIMO	9.02	7.98
		802.11ax(HE40) MIMO	12.42	17.46
		802.11ax(HE80) MIMO	11.56	14.32
		802.11ax(HE160) MIMO	12.21	16.63
UNII-7	6535 – 6875	802.11a MIMO	9.53	8.97
		802.11ax(HE20) MIMO	9.08	8.09
		802.11ax(HE40) MIMO	11.94	15.63
		802.11ax(HE80) MIMO	12.15	16.41
		802.11ax(HE160) MIMO	12.31	17.02
UNII-8	6895 - 7115	802.11a MIMO	9.50	8.91
		802.11ax(HE20) MIMO	9.01	7.96
		802.11ax(HE40) MIMO	12.18	16.52
		802.11ax(HE80) MIMO	12.05	16.03
		802.11ax(HE160) MIMO	12.27	16.87

UL Korea, Ltd. Confidential
This report shall not be reproduced except in full, without the written approval of UL Korea, Ltd.

5.2. DESCRIPTION OF AVAILABLE ANTENNAS

An intentional radiator antenna shall be designed to ensure that no antenna other than that furnished by the responsible party can be used with the device. The use of a permanently attached antenna or of an antenna that uses a unique coupling to the intentional radiator shall be considered sufficient to comply with the provisions of this section.

The internal antenna was Permanently attached.
Therefore this E.U.T Complies with the requirement of §15.203.

The radio utilizes a internal antenna, with a maximum gain of:

Frequency Band [MHz]	ANT1 Gain [dBi]	ANT2 Gain [dBi]	Correlated Chains Directional Gain [dBi]
UNII 5 5925 – 6425	-3.60	-2.80	-0.18
UNII 6 6425 – 6525	-4.30	-4.20	-1.24
UNII 7 6525 – 6875	-4.40	-4.20	-1.29
UNII 8 6875 - 7125	-5.50	-5.30	-2.39

“TR_Wi-Fi” and “TL_Wi-Fi” as indicated in antenna specification are written as “ANT 1” and “ANT 2” in this report.

Directional gain for the MIMO operations is determined using KDB 662911 D01 Multiple Transmitter Output section F (2)(d)(1) for *Unequal antenna gains, with equal transmit powers*. The gain is calculated using the formula for correlated transmissions across the two transmit antennas.
Directional gain = $10 \log[(10^{G1/20} + 10^{G2/20} + \ldots + 10^{GN/20})^2 / N_{ANT}]$ dBi.
Sample calculation for this device with $N_{ANT} = 2$
Directional gain = $10 \log[(10^{-3.5/20} + 10^{-7.1/20})^2 / 2] = -2.1$ dBi

UL Korea, Ltd. Suwon Laboratory FORM ID: FCC_15E(04)
218 Maeyeong-ro, Yeongtong-gu, Suwon-si, Gyeonggi-do, 16675, Korea TEL: (031) 337-9902 FAX: (031) 213-5433
UL Korea, Ltd. Confidential
This report shall not be reproduced except in full, without the written approval of UL Korea, Ltd.

5.3. WORST-CASE CONFIGURATION AND MODE

Radiated emission below 1GHz and power line conducted emission were performed with the EUT set to transmit at the channel with highest output power as worst-case scenario.

Radiated emission above 1GHz was performed with the EUT set to transmit low/mid/high channels.

- Worst case condition

ANT1	ANT2	ANT ALL
Axis	Axis	Axis
Y	Y	Y

Based on the baseline scan, the worst-case data rates were:

802.11a mode: 6 Mbps 2Tx	802.11ax HE20 mode: MCS0 2Tx
	802.11ax HE40 mode: MCS0 2Tx
	802.11ax HE80 mode: MCS0 2Tx
	802.11ax HE160 mode: MCS0 2Tx

Radiation test for 802.11a & ax HE20 & HE40 & HE80 & HE160 were evaluated at MIMO mode.
Note : All radiated and power line conducted tests were performed connected with charger for evaluation of worst case mode.

Worst-case selection criteria for 802.11ax test items :

- For the 26dB Bandwidth, it was tested at the SU Mode for each bandwidth. (Worst case)

Note : All radiated and power line conducted tests were performed connected with charger for evaluation of worst case mode.

UL Korea, Ltd. Suwon Laboratory FORM ID: FCC_15E(04)
218 Maeyeong-ro, Yeongtong-gu, Suwon-si, Gyeonggi-do, 16675, Korea TEL: (031) 337-9902 FAX: (031) 213-5433
UL Korea, Ltd. Confidential
This report shall not be reproduced except in full, without the written approval of UL Korea, Ltd.

Test case configuration for 802.11a, 802.11ax HE20 & 40 & 80 & 160 (SU) modes :

Mode	Band	SISO Target[dBm]		MIMO Target[dBm]	
		802.11a	802.11ax (SU)	802.11a	802.11ax (SU)
5GHz (20 MHz)	UNII-5			9	9
	UNII-6			9	9
	UNII-7			9	9
	UNII-8			9	9
5GHz (40 MHz)	UNII-5				12
	UNII-6				12
	UNII-7				12
	UNII-8				12
5GHz (80 MHz)	UNII-5				12
	UNII-6				12
	UNII-7				12
	UNII-8				12
5GHz (160 MHz)	UNII-5				12
	UNII-6				12
	UNII-7				12
	UNII-8				12

	Band-Edge & Spurious Emission
	Spurious Emission
	Spurious Emission Spot check

Note. SISO mode is not supported.

UL Korea, Ltd. Suwon Laboratory FORM ID: FCC_15E(04)
218 Maeyeong-ro, Yeongtong-gu, Suwon-si, Gyeonggi-do, 16675, Korea TEL: (031) 337-9902 FAX: (031) 213-5433
UL Korea, Ltd. Confidential
This report shall not be reproduced except in full, without the written approval of UL Korea, Ltd.

Test case configuration for 802.11ax HE20 & 40 & 80 & 160 (RU) modes :

Band	Mode	Freq.	Tone	RU offset	Test Case		
					ANT1	ANT2	MIMO
UNII-5	HE20	5955	26 T	0	-	-	-
				4	-	-	O
				8	-	-	-
		6175		0			
				4			
				8			
		6415		0			
				4			
				8			
	HE40	5965	26 T	0			
				9			
				17			
		6165		0	-	-	-
				9	-	-	O
				17	-	-	-
		6405		0			
				9			
				17			
UNII-6	HE20	6435	26 T	0	-	-	-
				4	-	-	O
				8	-	-	-
		6475		0			
				4			
				8			
		6515		0			
				4			
				8			
UNII-7	HE20	6535	26 T	0			
				4			
				8			
		6695		0	-	-	-
				4	-	-	O
				8	-	-	-
		6875		0			
				4			
				8			
	HE160	6665	26 T	0			
				18			
				36			
		6825		0U	-	-	O
				18U	-	-	-
				36U	-	-	-
UNII-8	HE20	6895	26 T	0			
				4			
				8			
		6995		0	-	-	-
				4	-	-	O
				8	-	-	-
		7115		0			
				4			
				8			
	HE 80	6945	26 T	0	-	-	-
				18	-	-	O
				36	-	-	-
		7025		0			
				18			
				36			

Note1. Radiated spurious test was performed on [HE20/HE40/HE80/HE160: 26T] with worst condition.
Note2. Spot-check test was performed on HE40, HE80, HE160.

UL Korea, Ltd. Suwon Laboratory FORM ID: FCC_15E(04)
218 Maeyeong-ro, Yeongtong-gu, Suwon-si, Gyeonggi-do, 16675, Korea TEL: (031) 337-9902 FAX: (031) 213-5433
UL Korea, Ltd. Confidential
This report shall not be reproduced except in full, without the written approval of UL Korea, Ltd.

5.4. DESCRIPTION OF TEST SETUP

SUPPORT EQUIPMENT

Support Equipment List				
Description	**Manufacturer**	**Model**	**Serial Number**	**FCC ID**
Charger	SAMSUNG	EP-TA800	R37R8YN0CD1RC3	N/A
Data Cable	SAMSUNG	EP-DW767JWE	N/A	N/A

I/O CABLE

I/O Cable List						
Cable No.	**Port**	**# of identical ports**	**Connector Type**	**Cable Type**	**Cable Length (m)**	**Remarks**
1	DC Power	1	C Type	Shielded	1.0 m	N/A

TEST SETUP

The EUT is a stand-alone unit during the tests.
Test software exercised the EUT to enable NII mode.

UL Korea, Ltd. Suwon Laboratory FORM ID: FCC_15E(04)
218 Maeyeong-ro, Yeongtong-gu, Suwon-si, Gyeonggi-do, 16675, Korea TEL: (031) 337-9902 FAX: (031) 213-5433
UL Korea, Ltd. Confidential
This report shall not be reproduced except in full, without the written approval of UL Korea, Ltd.

SETUP DIAGRAM FOR TESTS (CONDUCTED TEST SETUP)



SETUP DIAGRAM FOR TESTS (RADIATED TEST SETUP)

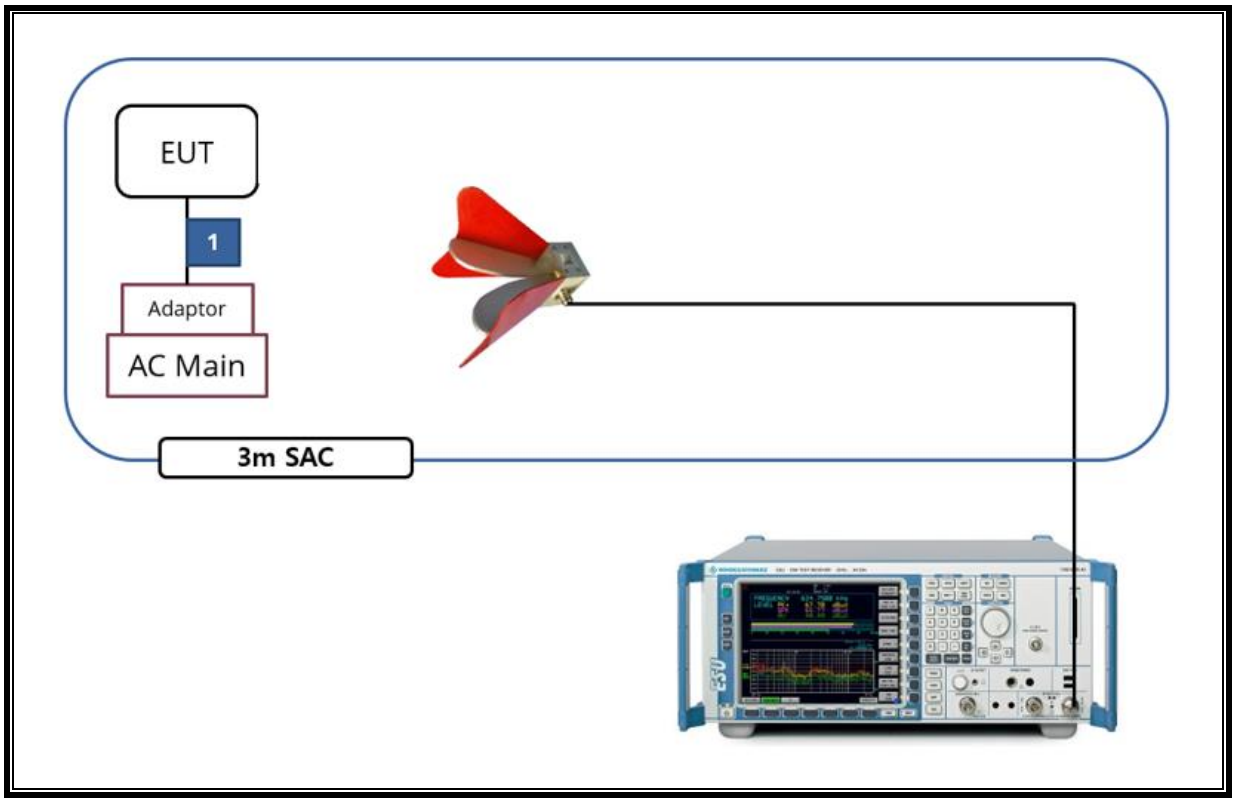

UL Korea, Ltd. Confidential
This report shall not be reproduced except in full, without the written approval of UL Korea, Ltd.

6. TEST AND MEASUREMENT EQUIPMENT

The following test and measurement equipment was utilized for the tests documented in this report:

Test Equipment List				
Description	**Manufacturer**	**Model**	**S/N**	**Cal Due**
Antenna, Bilog, 30MHz-1GHz	SCHWARZBECK	VULB9163	750	2022/08/19
Antenna, Bilog, 30MHz-1GHz	SCHWARZBECK	VULB9163	749	2022/08/13
Antenna, Bilog, 30MHz-1GHz	SCHWARZBECK	VULB9163	845	2022/08/13
Antenna, Horn, 18 GHz	ETS	3115	00167211	2022/07/27
Antenna, Horn, 18 GHz	ETS	3115	00161451	2022/08/15
Antenna, Horn, 18 GHz	ETS	3117	00168724	2022/07/27
Antenna, Horn, 18 GHz	ETS	3117	00168717	2022/08/15
Antenna, Horn, 18 GHz	ETS	3117	00218957	2023/01/15
Antenna, Horn, 40 GHz	ETS	3116C	00166155	2023/01/15
Antenna, Horn, 40 GHz	ETS	3116C	00168645	2023-10-13
Preamplifier	ETS	3116C-PA	00168841	2022/08/04
Preamplifier, 1000 MHz	Sonoma	310N	341282	2022/08/02
Preamplifier, 1000 MHz	Sonoma	310N	351741	2022/08/02
Preamplifier, 1000 MHz	Sonoma	310N	370599	2022/08/02
Preamplifier, 18 GHz	Miteq	AFS42-00101800-25-S-42	1876511	2022/08/02
Preamplifier, 18 GHz	Miteq	AFS42-00101800-25-S-42	1896138	2022/08/02
Preamplifier, 18 GHz	Miteq	AFS42-00101800-25-S-42	2029168	2022/08/02
Spectrum Analyzer, 44 GHz	Agilent / HP	N9030A	MY54170614	2022/08/04
Spectrum Analyzer, 44 GHz	Agilent / HP	N9030A	MY54490312	2022/08/04
Average Power Sensor	Agilent / HP	U2000	MY54270007	2022/08/04
Average Power Sensor	Agilent / HP	U2000	MY54260010	2022/08/04
Attenuator	PASTERNACK	PE7087-10	A001	2022/08/03
Attenuator	PASTERNACK	PE7087-10	A008	2022/08/03
Attenuator	PASTERNACK	PE7004-10	2	2022/08/02
Attenuator	PASTERNACK	PE7087-10	A009	2022/08/03
EMI Test Receive, 40 GHz	R&S	ESU40	100439	2022/08/02
EMI Test Receive, 40 GHz	R&S	ESU40	100457	2022/08/02
EMI Test Receive, 3 GHz	R&S	ESR3	101832	2022/08/02
Notch Filter	Micro-Tronics	BRM50702-02	G037	2022/08/03
Notch Filter	Micro-Tronics	BRM50716-2	006	2022/08/02
Low Pass Filter 5GHz	Micro-Tronics	LPS17541	009	2022/08/02
Low Pass Filter 5GHz	Micro-Tronics	LPS17541	015	2022/08/02
Low Pass Filter 5GHz	Micro-Tronics	LPS17541	019	2022/08/02
High Pass Filter 3GHz	Micro-Tronics	HPM17543	010	2022/08/02
High Pass Filter 3GHz	Micro-Tronics	HPM17543	015	2022/08/02
High Pass Filter 3GHz	Micro-Tronics	HPM17543	020	2022/08/02
High Pass Filter 7.2 GHz	Micro-Tronics	HPM50107	G061	2022/01/13
High Pass Filter 7.2 GHz	Micro-Tronics	HPM50107	G062	2022/01/13
High Pass Filter 7.2 GHz	Micro-Tronics	HPM50107	G063	2022/01/13
LISN	R&S	ENV-216	101837	2022/08/05
Antenna, Loop, 9kHz-30MHz	R&S	HFH2-Z2	100418	2023/10/06
Termination	WEINSCHEL	M1406A	T09	2022/08/03
Attenuator	WEINSCHEL	WA76-30-21	A015	2022/08/03
Vector SG	R&S	SMW200A	107161	2022/06/24
UL Software				
Description	**Manufacturer**	**Model**	**Version**	
Radiated software	UL	UL EMC	Ver 9.5	
AC Line Conducted software	UL	UL EMC	Ver 9.5	

UL Korea, Ltd. Confidential
This report shall not be reproduced except in full, without the written approval of UL Korea, Ltd.

7. SUMMARY TABLE

FCC Part Section	Test Description	Test Limit	Test Condition	Test Result
15.407(a)(10)	26dB Bandwidth	The maximum transmitter channel bandwidth for U-NII device in the 5.925 – 7.125 GHz band is 320 MHz	Condcuted	PASS
2.1046 15.407(a)(1)	TX Cond. Power	N/A		PASS
15.407(a)(8)	Maximum Power Spectral Density	< -1dBm/MHz e.i.r.p		PASS
15.407(a)(8)	Maximum Radiated Output Power	< 24 dBm over the frequency band of operation		PASS
15.407(b)(7)	In-band Emissions	EUT must meet the limits detailed in 15.407(b)(7)		PASS
15.407(d)(6)	Contention Based Protocol	EUT must detect AWGN signal with 90% (or better) certainty		PASS
15.407(b)(9)	AC Power Line conducted emissions	< FCC 15.207 lmits		N/A note
15.407(b)(6)	Undesirable Emissions	< -27 dBm/MHz e.i.r.p outside of the 5.925 – 7.125 GHz Band	Radiated	PASS
15.205 15.209	General Field Strength Limits (Restricted Bands and Radiated Emission Limits)	Emissions in restricted bands must meet the radiated limits detailed in 15.209		PASS

Note: AC Power Line (Please refer to RF test report 4790101660-E7)

UL Korea, Ltd. Suwon Laboratory FORM ID: FCC_15E(04)
218 Maeyeong-ro, Yeongtong-gu, Suwon-si, Gyeonggi-do, 16675, Korea TEL: (031) 337-9902 FAX: (031) 213-5433
UL Korea, Ltd. Confidential
This report shall not be reproduced except in full, without the written approval of UL Korea, Ltd.

8. MEASUREMENT METHODS

On-Time and Duty Cycle : KDB 789033 D02 v02r01, Section II.B.

26dB Emission BW : KDB 789033 D02 v02r01, Section II.C / KDB 987594 D02

99% Occupied BW : KDB 789033 D02 v02r01, Section II.D / KDB 987594 D02

Conducted Output Power : KDB 789033 D02 v02r01, Section II.E.3.b(Method PM-G) / KDB 987594 D02

Power Spectral Density : KDB 789033 D02 v02r01, Section II.F / KDB 987594 D02

In-Band Emissions : KDB 987594 D02

Unwanted emissions in restricted bands : KDB 789033 D02 v02r01, Section II.G.3 – II.G.6.

Unwanted emissions in non-restricted bands : KDB 789033 D02 v02r01, Section II.G.3 – II.G.6.

AC Power Line Conducted Emission : ANSI C63.10-2013, Section 6.2.

UL Korea, Ltd. Suwon Laboratory FORM ID: FCC_15E(04)
218 Maeyeong-ro, Yeongtong-gu, Suwon-si, Gyeonggi-do, 16675, Korea TEL: (031) 337-9902 FAX: (031) 213-5433
UL Korea, Ltd. Confidential
This report shall not be reproduced except in full, without the written approval of UL Korea, Ltd.

9. REFERENCE MEASUREMENTS RESULTS

9.1. ON TIME AND DUTY CYCLE RESULTS

Mode	On Time [ms]	Period [ms]	Duty Cycle X [Linear]	Duty Cycle X [%]	Duty Cycle Correction Factor[dB]
802.11a MIMO	2.764	2.862	0.966	96.576	0.15

Mode	ANT.	Tone	On Time [ms]	Period [ms]	Duty Cycle X [Linear]	Duty Cycle X [%]	Duty Cycle Correction Factor[dB]
802.11ax HE20	MIMO	26T	2.591	2.609	0.993	99.310	-
		52T	2.589	2.608	0.993	99.271	-
		106T	2.435	2.452	0.993	99.307	-
		SU	5.439	5.469	0.995	99.451	-
802.11ax HE40	MIMO	26T	2.562	2.612	0.981	98.086	-
		52T	2.558	2.611	0.980	97.970	0.09
		106T	2.403	2.437	0.986	98.605	-
		242T	2.386	2.406	0.992	99.169	-
		SU	5.443	5.465	0.996	99.597	-
802.11ax HE80	MIMO	26T	5.437	5.456	0.997	99.652	-
		52T	2.561	2.611	0.981	98.085	-
		106T	2.562	2.611	0.981	98.123	-
		242T	2.416	2.459	0.983	98.251	-
		484T	2.381	2.404	0.990	99.043	-
		SU	5.438	5.469	0.994	99.433	-
802.11ax HE160	MIMO	26T	2.561	2.613	0.980	98.010	-
		52T	2.557	2.606	0.981	98.120	-
		106T	2.401	2.449	0.980	98.040	-
		242T	2.369	2.404	0.985	98.544	-
		484T	2.378	2.412	0.986	98.590	-
		996T	2.417	2.435	0.993	99.261	-
		SU	5.438	5.462	0.996	99.561	-

Note. If the duty cycle is over 98%, compensation is not included in average measurement.

LIMITS

None; for reporting purposes only.

PROCEDURE

KDB 789033 D02 v02r01 Zero-Span Spectrum Analyzer Method.

UL Korea, Ltd. Suwon Laboratory FORM ID: FCC_15E(04)
218 Maeyeong-ro, Yeongtong-gu, Suwon-si, Gyeonggi-do, 16675, Korea TEL: (031) 337-9902 FAX: (031) 213-5433
UL Korea, Ltd. Confidential
This report shall not be reproduced except in full, without the written approval of UL Korea, Ltd.

9.2. DUTY CYCLE PLOTS

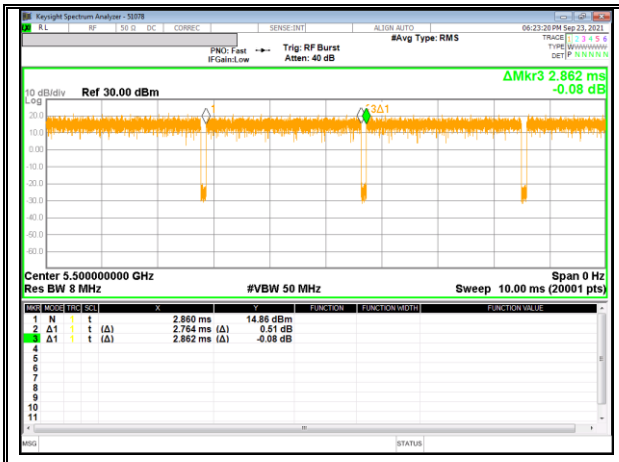

802.11a MIMO

802.11ax HE20 26T MIMO

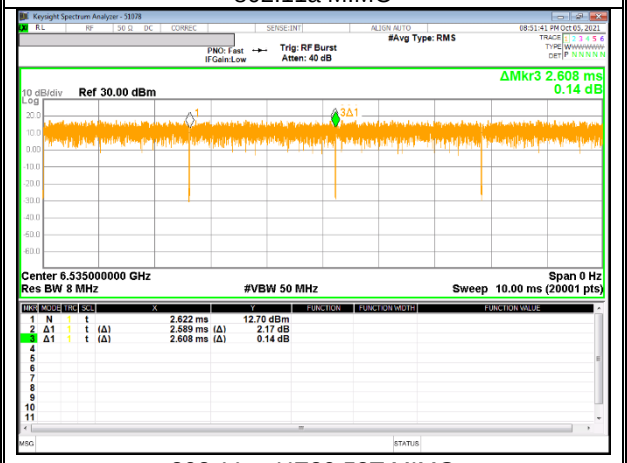

802.11ax HE20 52T MIMO

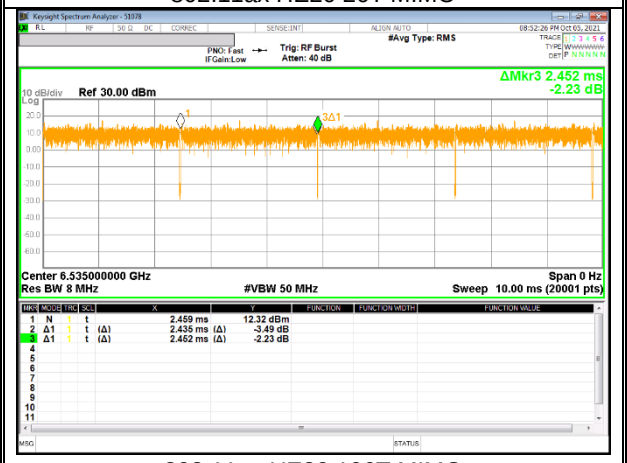

802.11ax HE20 106T MIMO

802.11ax HE20 SU MIMO

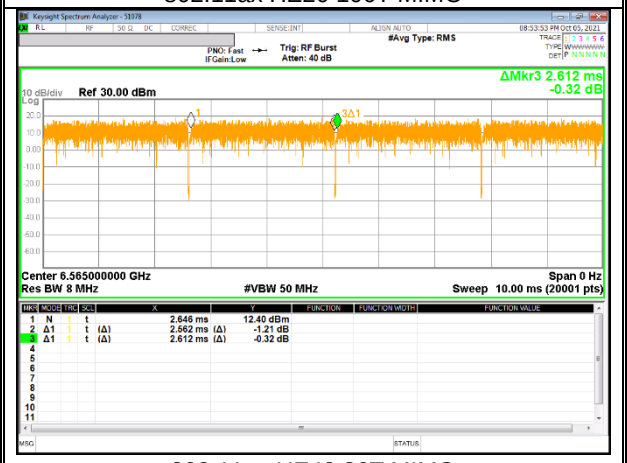

802.11ax HE40 26T MIMO

UL Korea, Ltd. Suwon Laboratory FORM ID: FCC_15E(04)
218 Maeyeong-ro, Yeongtong-gu, Suwon-si, Gyeonggi-do, 16675, Korea TEL: (031) 337-9902 FAX: (031) 213-5433
UL Korea, Ltd. Confidential
This report shall not be reproduced except in full, without the written approval of UL Korea, Ltd.

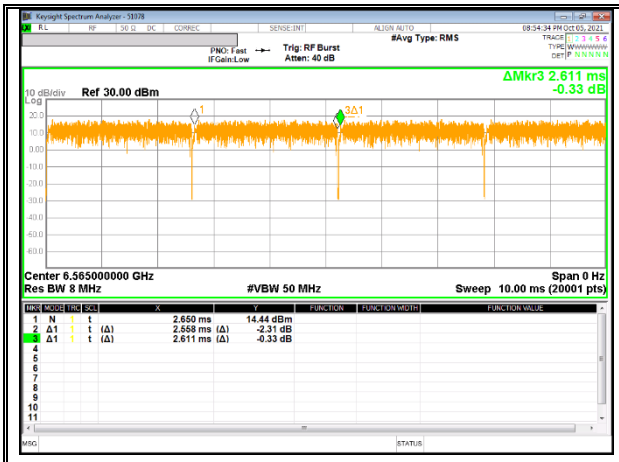

802.11ax HE40 52T MIMO

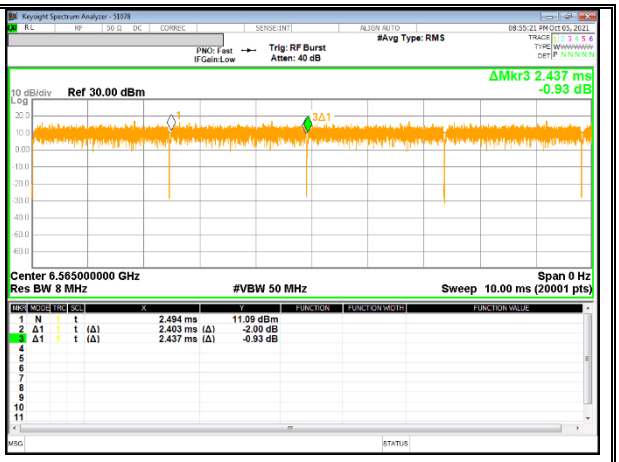

802.11ax HE40 106T MIMO

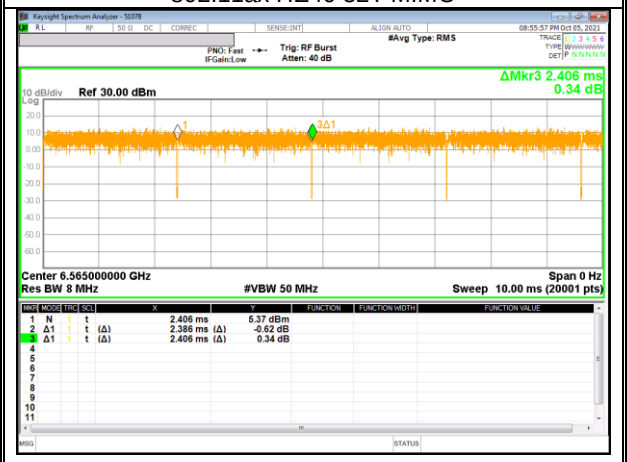

802.11ax HE40 242T MIMO

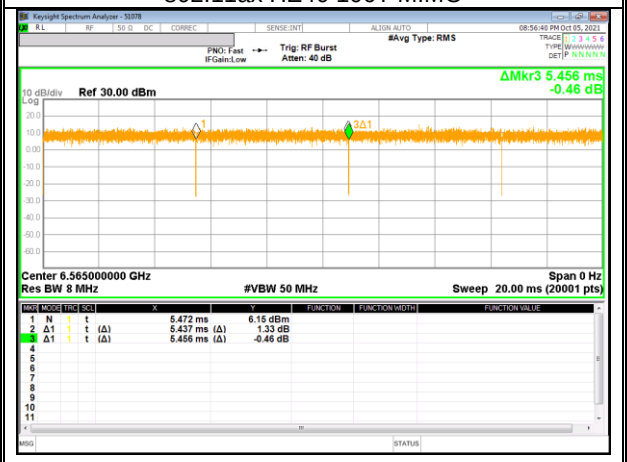

802.11ax HE40 SU MIMO

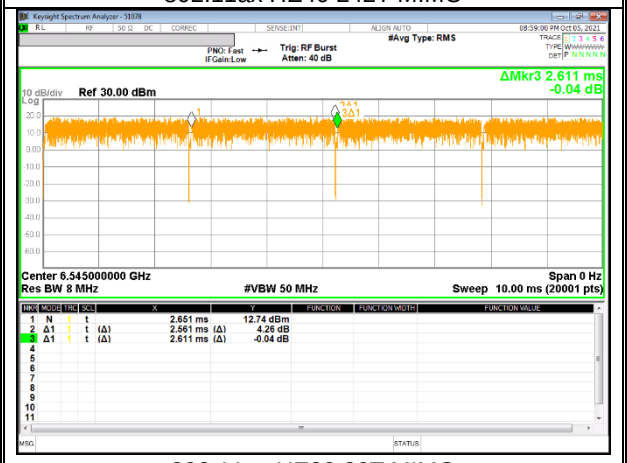

802.11ax HE80 26T MIMO

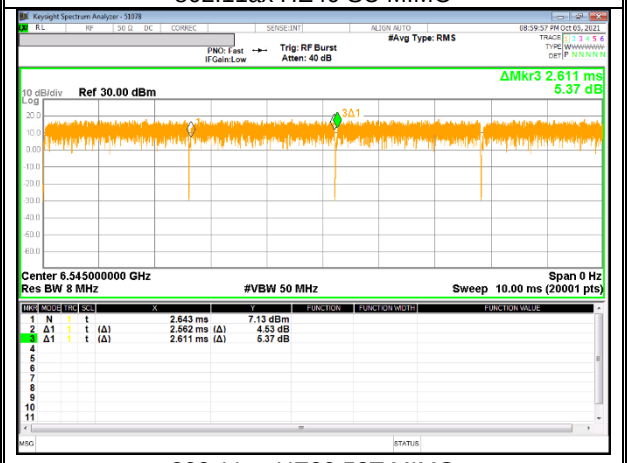

802.11ax HE80 52T MIMO

UL Korea, Ltd. Suwon Laboratory FORM ID: FCC_15E(04)
218 Maeyeong-ro, Yeongtong-gu, Suwon-si, Gyeonggi-do, 16675, Korea TEL: (031) 337-9902 FAX: (031) 213-5433
UL Korea, Ltd. Confidential
This report shall not be reproduced except in full, without the written approval of UL Korea, Ltd.

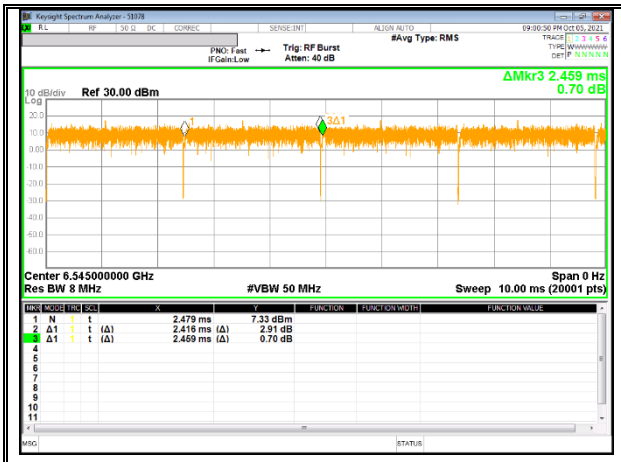

802.11ax HE80 106T MIMO

802.11ax HE80 242T MIMO

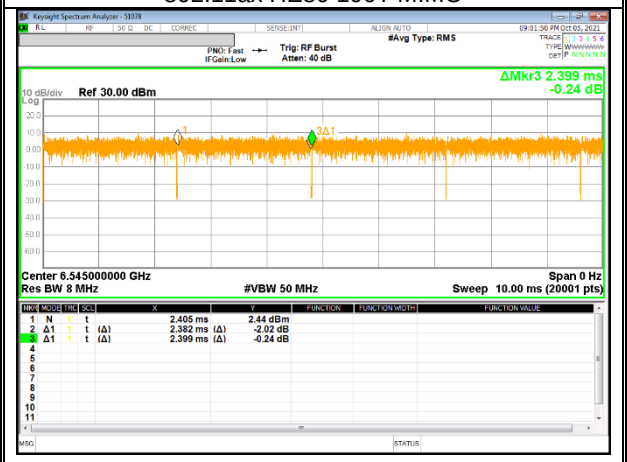

802.11ax HE80 484T MIMO

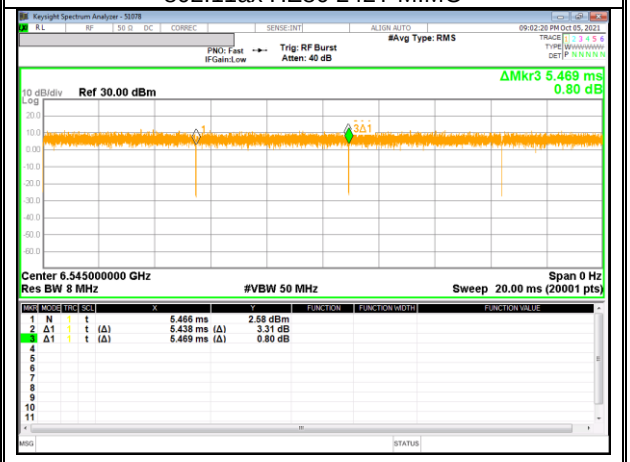

802.11ax HE80 SU MIMO

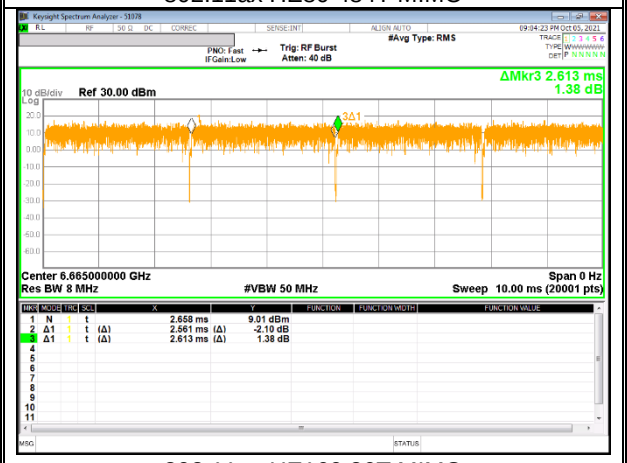

802.11ax HE160 26T MIMO

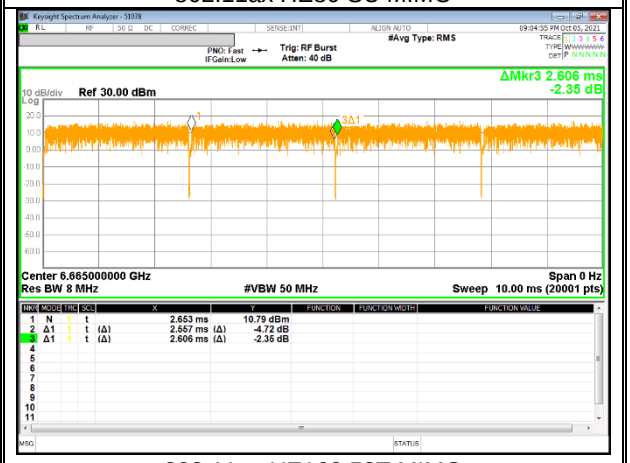

802.11ax HE160 52T MIMO

UL Korea, Ltd. Suwon Laboratory FORM ID: FCC_15E(04)
218 Maeyeong-ro, Yeongtong-gu, Suwon-si, Gyeonggi-do, 16675, Korea TEL: (031) 337-9902 FAX: (031) 213-5433
UL Korea, Ltd. Confidential
This report shall not be reproduced except in full, without the written approval of UL Korea, Ltd.

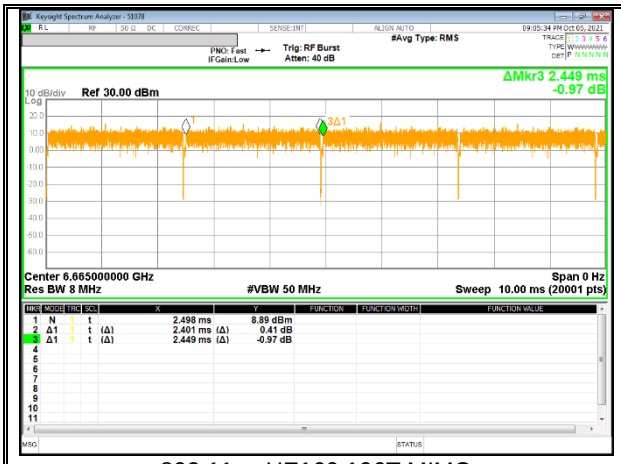

802.11ax HE160 106T MIMO

802.11ax HE160 242T MIMO

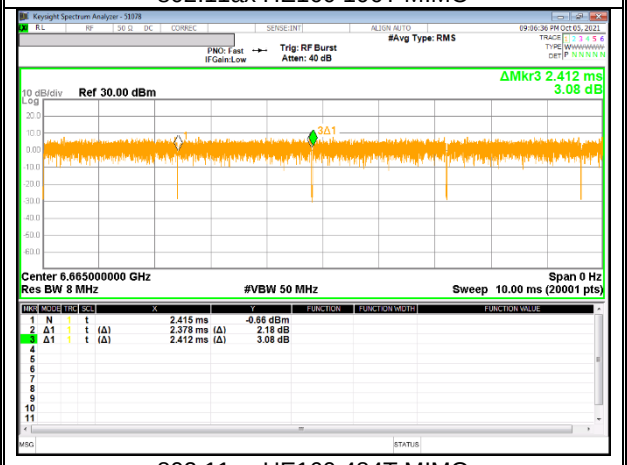

802.11ax HE160 484T MIMO

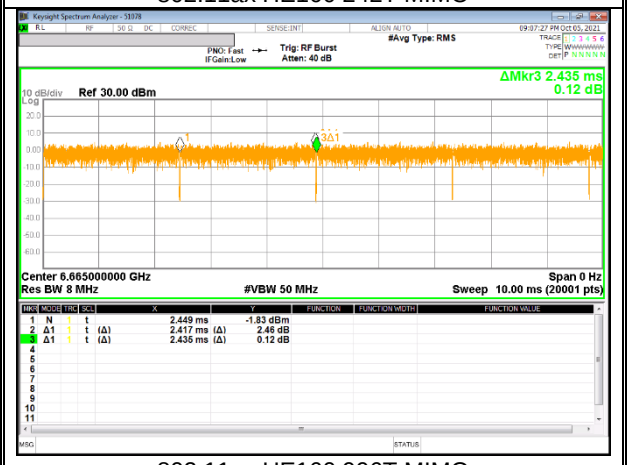

802.11ax HE160 996T MIMO

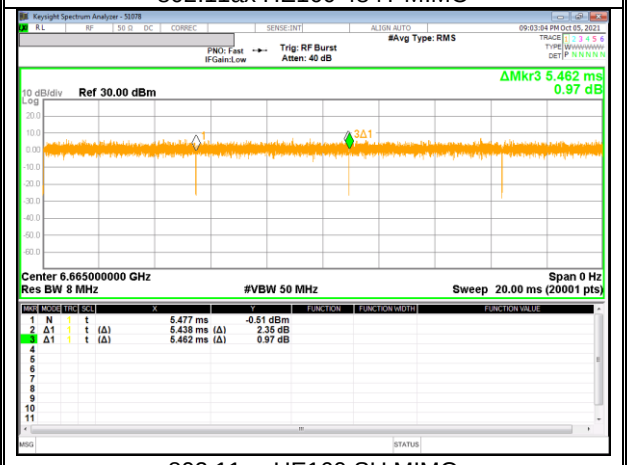

802.11ax HE160 SU MIMO

UL Korea, Ltd. Suwon Laboratory FORM ID: FCC_15E(04)
218 Maeyeong-ro, Yeongtong-gu, Suwon-si, Gyeonggi-do, 16675, Korea TEL: (031) 337-9902 FAX: (031) 213-5433

UL Korea, Ltd. Confidential
This report shall not be reproduced except in full, without the written approval of UL Korea, Ltd.

9.3. 26 dB BANDWIDTH

LIMITS

FCC §15.407 (a) (10)
The maximum transmitter channel bandwidth for U-NII devices in the 5.925-7.125 GHz band is 320 megahertz.

TEST PROCEDURE

Reference to 789033 D02 General UNII Test Procedures New Rules v02r01: The transmitter output is connected to a spectrum analyzer with the RBW set to approximately 1% of EBW, the VBW > RBW, peak detector and max hold.

RESULTS

- Please refer to the next page

Note. As a result of 99% bandwidth test, the bandwidth not interfere each band.

WORST CASE TEST PLOTS

- Please refer to the next page

UL Korea, Ltd. Suwon Laboratory FORM ID: FCC_15E(04)
218 Maeyeong-ro, Yeongtong-gu, Suwon-si, Gyeonggi-do, 16675, Korea TEL: (031) 337-9902 FAX: (031) 213-5433
UL Korea, Ltd. Confidential
This report shall not be reproduced except in full, without the written approval of UL Korea, Ltd.

802.11a / ANT1 / 6515 MHz

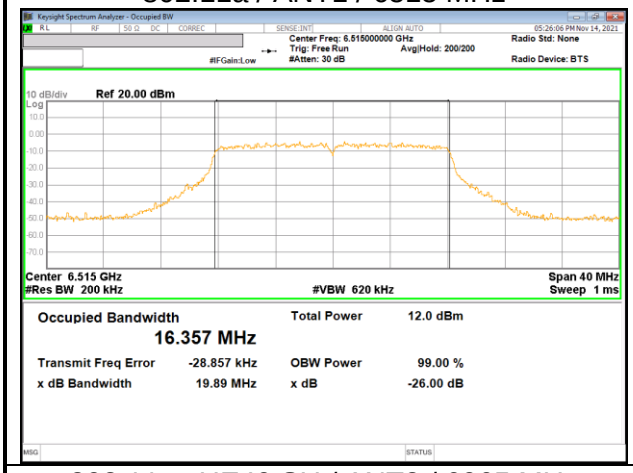

802.11ax HE20 SU / ANT2 / 6875 MHz

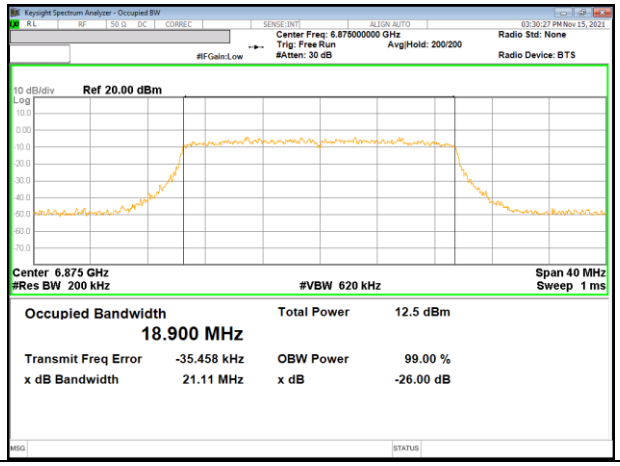

802.11ax HE40 SU / ANT2 / 6965 MHz

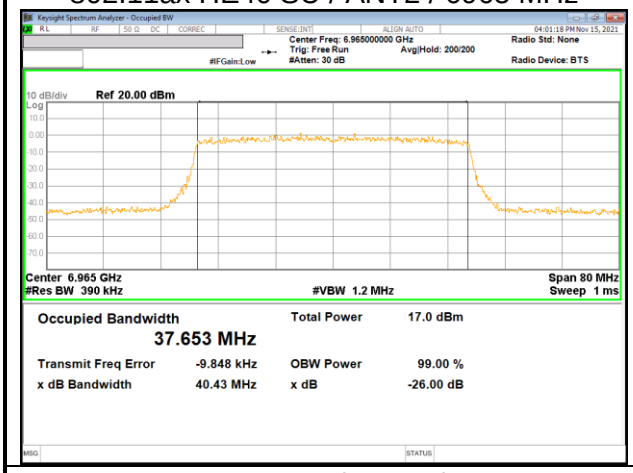

802.11ax HE80 SU / ANT1 / 7025 MHz

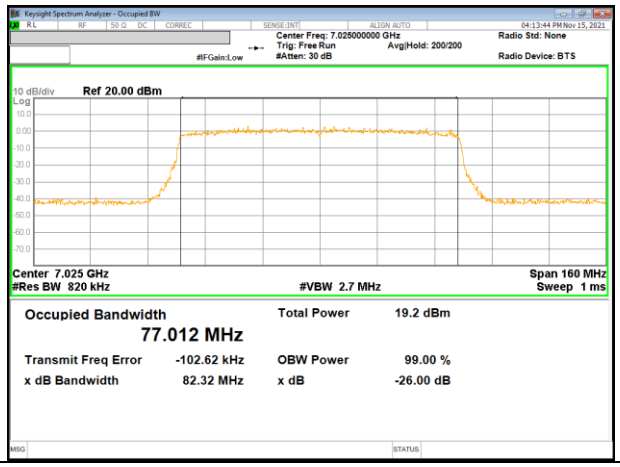

802.11ax HE160 SU / ANT1 / 6185 MHz

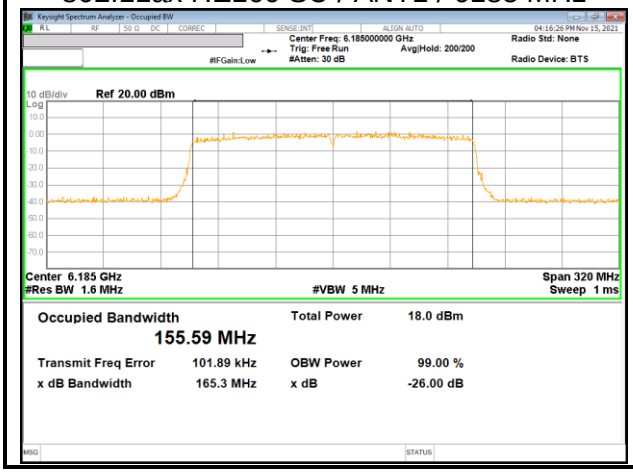

UL Korea, Ltd. Suwon Laboratory FORM ID: FCC_15E(04)
218 Maeyeong-ro, Yeongtong-gu, Suwon-si, Gyeonggi-do, 16675, Korea TEL: (031) 337-9902 FAX: (031) 213-5433
UL Korea, Ltd. Confidential
This report shall not be reproduced except in full, without the written approval of UL Korea, Ltd.

9.3.1. 802.11a

Band	Channel	Center Freq. [MHz]	26 dB BW [MHz]		Worst	99% BW [MHz]	
			ANT1	ANT2		ANT1	ANT2
UNII-5	1	5955	19.080	19.570	19.720	16.369	16.356
	45	6175	19.720	19.540		16.334	16.359
	93	6415	19.210	19.390		16.339	16.357
UNII-6	97	6435	18.990	19.570	**19.890**	16.329	16.351
	105	6475	19.700	19.050		16.340	16.348
	113	6515	**19.890**	19.260		16.357	16.354
UNII-7	117	6535	19.680	19.470	19.680	16.351	16.349
	149	6695	19.150	19.090		16.352	16.360
	185	6875	19.650	19.230		16.326	16.375
UNII-8	189	6895	18.710	19.610	19.610	16.329	16.342
	209	6995	19.050	19.100		16.340	16.334
	233	7115	18.970	19.100		16.339	16.358
In Band Emission Test BW	-	-	18.710	19.050	**-**	-	-

9.3.2. 802.11ax HE20

Band	Channel	Center Freq. [MHz]	26 dB BW [MHz]		Worst	99% BW [MHz]	
			ANT1	ANT2		ANT1	ANT2
UNII-5	1	5955	20.900	20.690	20.900	18.893	18.889
	45	6175	20.760	20.880		18.904	18.906
	93	6415	20.160	20.810		17.549	18.898
UNII-6	97	6435	20.550	20.920	20.920	18.865	18.922
	105	6475	20.720	20.730		18.909	18.893
	113	6515	20.750	20.590		18.856	18.869
UNII-7	117	6535	20.800	20.740	**21.110**	18.889	18.882
	149	6695	20.690	20.770		18.890	18.877
	185	6875	20.830	**21.110**		18.854	18.900
UNII-8	189	6895	20.970	21.020	21.020	18.874	18.884
	209	6995	20.970	20.840		18.862	18.899
	233	7115	20.890	21.000		18.879	18.919
In Band Emission Test BW	-	-	20.160	20.590	-	-	-

.

UL Korea, Ltd. Suwon Laboratory FORM ID: FCC_15E(04)
218 Maeyeong-ro, Yeongtong-gu, Suwon-si, Gyeonggi-do, 16675, Korea TEL: (031) 337-9902 FAX: (031) 213-5433
UL Korea, Ltd. Confidential
This report shall not be reproduced except in full, without the written approval of UL Korea, Ltd.

9.3.3. 802.11ax HE40

Band	Channel	Center Freq. [MHz]	26 dB BW [MHz]		Worst	99% BW [MHz]	
			ANT1	ANT2		ANT1	ANT2
UNII-5	3	5965	40.020	40.100	40.360	37.679	37.590
	43	6165	40.020	39.830		37.581	37.621
	91	6405	40.360	40.190		37.689	37.670
UNII-6	99	6445	40.000	39.960	40.390	37.594	37.681
	115	6525	40.390	39.850		37.616	37.588
UNII-7	123	6565	39.870	39.930	40.220	37.626	37.680
	147	6685	39.830	39.980		37.529	37.655
	179	6845	40.220	39.930		37.669	37.638
UNII-8	187	6885	40.110	40.040	**40.430**	37.637	37.620
	203	6965	40.040	**40.430**		37.657	37.653
	227	7085	39.950	40.160		37.622	37.590
In Band Emission Test BW	-	-	39.830	39.830	-	-	-

9.3.4. 802.11ax HE80

Band	Channel	Center Freq. [MHz]	26 dB BW [MHz]		Worst	99% BW [MHz]	
			ANT1	ANT2		ANT1	ANT2
UNII-5	7	5985	81.410	81.420	82.010	77.128	76.992
	39	6145	81.990	82.010		77.086	77.011
	87	6385	81.600	81.230		76.953	77.040
UNII-6	103	6465	81.680	81.970	81.970	77.003	77.009
UNII-7	119	6545	81.360	81.620	81.790	77.040	76.943
	151	6705	81.570	81.430		77.090	76.905
	183	6865	81.790	80.890		77.072	76.860
UNII-8	199	6945	81.660	81.440	**82.320**	76.925	76.958
	215	7025	**82.320**	81.490		77.012	76.877
In Band Emission Test BW	-	-	81.360	80.890	-	-	-

9.3.5. 802.11ax HE160

Band	Channel	Center Freq. [MHz]	26 dB BW [MHz]		Worst	99% BW [MHz]	
			ANT1	ANT2		ANT1	ANT2
UNII-5	15	6025	164.600	163.400	**165.300**	155.650	155.760
	47	6185	**165.300**	163.500		155.590	155.860
	79	6345	164.500	164.600		155.840	155.520
UNII-6	111	6505	163.300	164.100	164.100	155.640	155.480
UNII-7	143	6665	164.900	164.200	165.100	155.670	155.440
	175	6825	165.100	164.600		155.690	155.650
UNII-8	207	6985	165.100	163.700	165.100	155.530	155.590
In Band Emission Test BW	-	-	163.300	163.400	-	-	-

UL Korea, Ltd. Suwon Laboratory FORM ID: FCC_15E(04)
218 Maeyeong-ro, Yeongtong-gu, Suwon-si, Gyeonggi-do, 16675, Korea TEL: (031) 337-9902 FAX: (031) 213-5433
UL Korea, Ltd. Confidential
This report shall not be reproduced except in full, without the written approval of UL Korea, Ltd.

10. ANTENNA PORT TEST RESULTS

10.1. OUTPUT POWER AND PPSD

LIMITS

FCC §15.407 (a) (8)

For client devices operating under the control of an indoor access point in the 5.925-7.125 GHz bands, the maximum power spectral density must not exceed −1 dBm e.i.r.p. in any 1megahertz band, and the maximum e.i.r.p. over the frequency band of operation must not exceed 24 dBm.

TEST PROCEDURE

KDB 789033 Method PM is used for output power.

KDB 789033 Method SA-2 is used for only power of straddle Ch. and PPSD. RBW set to 1MHz, the VBW >= 3 x RBW, RMS detector and trace averaging. Band power function used for power and peak marker value of the spectrum is used for PSD.

DIRECTIONAL ANTENNA GAIN

For OUTPUT POWER and PSD: The TX chains are correlated and the antenna gains are unequal among the chains. The directional gain is:

Frequency Band [MHz]	ANT1 Gain [dBi]	ANT2 Gain [dBi]	Correlated Chains Directional Gain [dBi]
UNII 5 5925 – 6425	-3.60	-2.80	-0.18
UNII 6 6425 – 6525	-4.30	-4.20	-1.24
UNII 7 6525 – 6875	-4.40	-4.20	-1.29
UNII 8 6875 - 7125	-5.50	-5.30	-2.39

UL Korea, Ltd. Suwon Laboratory FORM ID: FCC_15E(04)
218 Maeyeong-ro, Yeongtong-gu, Suwon-si, Gyeonggi-do, 16675, Korea TEL: (031) 337-9902 FAX: (031) 213-5433
UL Korea, Ltd. Confidential
This report shall not be reproduced except in full, without the written approval of UL Korea, Ltd.

10.1.1. 802.11a MODE

Output Power Results

Band	Channel	Freq. [MHz]	Average Power [dBm]			Direct. Gain [dBi]	Corr'd e.i.r.p [dBm]	Max e.i.r.p Limit [dBm]
			ANT1	ANT2	MIMO			
UNII-5	1	5955	5.84	6.39	9.13	-0.18	8.95	24.00
	45	6175	5.91	6.30	9.12	-0.18	8.94	
	93	6415	6.38	5.08	8.79	-0.18	8.61	
UNII-6	97	6435	6.78	5.83	9.34	-1.24	8.10	
	105	6475	6.74	5.67	9.25	-1.24	8.01	
	113	6515	6.67	6.41	9.55	-1.24	8.31	
UNII-7	117	6535	6.64	6.40	9.53	-1.29	8.24	
	149	6695	5.01	6.92	9.08	-1.29	7.79	
	185	6875	5.79	6.18	9.00	-1.29	7.71	
UNII-8	189	6895	5.74	6.07	8.92	-2.39	6.53	
	209	6995	6.99	5.92	9.50	-2.39	7.11	
	233	7115	6.64	5.06	8.93	-2.39	6.54	

* Calculation of Output Power : Average Power = Meas Power + Duty CF[dB]
Corr'd e.i.r.p = Ant1 Average Power + Ant2 Average Power + Directional Gain

PSD Results

Band	Channel	Freq. [MHz]	Meas PSD [dBm/MHz]			DCCF	Direct. Gain [dBi]	Corr'd PSD e.i.r.p [dBm]	PSD e.i.r.p Limit [dBm/MHz]
			ANT1	ANT2	MIMO				
UNII-5	1	5955	-4.606	-4.143	-1.358	-	-0.18	-1.538	-1.00
	45	**6175**	**-4.550**	**-4.100**	**-1.309**	**-**	**-0.18**	**-1.489**	
	93	6415	-4.055	-5.727	-1.801	-	-0.18	-1.981	
UNII-6	97	6435	-4.105	-5.009	-1.523	-	-1.24	-2.763	
	105	6475	-4.121	-5.013	-1.534	-	-1.24	-2.774	
	113	6515	-4.006	-4.114	-1.049	-	-1.24	-2.289	
UNII-7	117	6535	-4.036	-4.160	-1.087	-	-1.29	-2.377	
	149	6695	-5.731	-3.763	-1.626	-	-1.29	-2.916	
	185	6875	-4.721	-4.514	-1.606	-	-1.29	-2.896	
UNII-8	189	6895	-4.731	-4.420	-1.562	-	-2.39	-3.952	
	209	6995	-3.826	-4.533	-1.155	-	-2.39	-3.545	
	233	7115	-4.107	-5.353	-1.675	-	-2.39	-4.065	

Corr'd PSD e.i.r.p = ANT1 Meas PSD + Ant2 Meas PSD + DCCF + Directional Gain

UL Korea, Ltd. Suwon Laboratory FORM ID: FCC_15E(04)
218 Maeyeong-ro, Yeongtong-gu, Suwon-si, Gyeonggi-do, 16675, Korea TEL: (031) 337-9902 FAX: (031) 213-5433
UL Korea, Ltd. Confidential
This report shall not be reproduced except in full, without the written approval of UL Korea, Ltd.

10.1.2. 802.11ax HE20 MODE

Output Power Results

Band	Channel	Freq. [MHz]	Tones	RU offset	Average Power [dBm]			Direct. Gain [dBi]	Corr'd e.i.r.p [dBm]	Max e.i.r.p Limit [dBm]
					ANT1	ANT2	MIMO			
UNII-5	1	5955	26T	0	-3.36	-2.28	0.22	-0.18	0.04	24.00
				4	-3.18	-2.18	0.36	-0.18	0.18	
				8	-3.25	-2.30	0.26	-0.18	0.08	
			52T	37	-0.21	0.45	3.14	-0.18	2.96	
				38	-0.12	0.56	3.24	-0.18	3.06	
				40	-0.15	0.44	3.17	-0.18	2.99	
			106T	53	2.51	1.22	4.92	-0.18	4.74	
				54	2.58	1.58	5.12	-0.18	4.94	
			SU	-	5.82	6.43	9.15	-0.18	8.97	
	45	6175	26T	0	-3.49	-2.82	-0.13	-0.18	-0.31	
				4	-3.37	-2.76	-0.04	-0.18	-0.22	
				8	-3.44	-2.91	-0.16	-0.18	-0.34	
			52T	37	-0.19	0.05	2.94	-0.18	2.76	
				38	-0.04	0.12	3.05	-0.18	2.87	
				40	-0.08	-0.11	2.92	-0.18	2.74	
			106T	53	3.63	3.79	6.72	-0.18	6.54	
				54	3.69	3.69	6.70	-0.18	6.52	
			SU	-	5.90	6.40	9.17	-0.18	8.99	
	93	6415	26T	0	-2.85	-3.09	0.04	-0.18	-0.14	
				4	-2.73	-3.13	0.08	-0.18	-0.10	
				8	-2.81	-3.18	0.02	-0.18	-0.16	
			52T	37	0.26	-0.29	3.00	-0.18	2.82	
				38	0.32	-0.13	3.11	-0.18	2.93	
				40	0.22	-0.28	2.99	-0.18	2.81	
			106T	53	2.94	1.80	5.42	-0.18	5.24	
				54	2.88	1.81	5.39	-0.18	5.21	
			SU	-	6.47	5.03	8.82	-0.18	8.64	

* Calculation of Output Power : Average Power = Meas Power + Duty CF[dB]
Corr'd e.i.r.p = Ant1 Average Power + Ant2 Average Power + Directional Gain

UL Korea, Ltd. Suwon Laboratory FORM ID: FCC_15E(04)
218 Maeyeong-ro, Yeongtong-gu, Suwon-si, Gyeonggi-do, 16675, Korea TEL: (031) 337-9902 FAX: (031) 213-5433
UL Korea, Ltd. Confidential
This report shall not be reproduced except in full, without the written approval of UL Korea, Ltd.

Band	Channel	Freq. [MHz]	Tones	RU offset	Average Power [dBm]			Direct. Gain [dBi]	Corr'd e.i.r.p [dBm]	Max e.i.r.p Limit [dBm]
					ANT1	ANT2	MIMO			
UNII-6	97	6435	26T	0	-2.74	-3.24	0.03	-1.24	-1.21	24.00
				4	-2.61	-3.16	0.13	-1.24	-1.11	
				8	-2.68	-3.29	0.04	-1.24	-1.20	
			52T	37	0.41	-0.10	3.17	-1.24	1.93	
				38	0.54	0.03	3.30	-1.24	2.06	
				40	0.42	-0.12	3.17	-1.24	1.93	
			106T	53	3.98	3.33	6.68	-1.24	5.44	
				54	3.99	3.21	6.63	-1.24	5.39	
			SU	-	6.23	5.30	8.80	-1.24	7.56	
	105	6475	26T	0	-3.41	-3.80	-0.59	-1.24	-1.83	
				4	-3.28	-3.73	-0.49	-1.24	-1.73	
				8	-3.36	-3.81	-0.57	-1.24	-1.81	
			52T	37	-0.24	-0.49	2.65	-1.24	1.41	
				38	-0.12	-0.38	2.76	-1.24	1.52	
				40	-0.25	-0.51	2.63	-1.24	1.39	
			106T	53	3.98	3.18	6.61	-1.24	5.37	
				54	3.97	3.10	6.57	-1.24	5.33	
			SU	-	6.21	5.22	8.75	-1.24	7.51	
	113	6515	26T	0	-3.50	-3.53	-0.50	-1.24	-1.74	
				4	-3.41	-3.66	-0.52	-1.24	-1.76	
				8	-3.54	-3.80	-0.66	-1.24	-1.90	
			52T	37	-0.43	-0.63	2.48	-1.24	1.24	
				38	-0.32	-0.53	2.59	-1.24	1.35	
				40	-0.49	-0.62	2.46	-1.24	1.22	
			106T	53	3.70	3.38	6.55	-1.24	5.31	
				54	3.58	3.36	6.48	-1.24	5.24	
			SU	-	6.15	5.86	9.02	-1.24	7.78	

* Calculation of Output Power : Average Power = Meas Power + Duty CF[dB]
Corr'd e.i.r.p = Ant1 Average Power + Ant2 Average Power + Directional Gain

UL Korea, Ltd. Suwon Laboratory FORM ID: FCC_15E(04)
218 Maeyeong-ro, Yeongtong-gu, Suwon-si, Gyeonggi-do, 16675, Korea TEL: (031) 337-9902 FAX: (031) 213-5433
UL Korea, Ltd. Confidential
This report shall not be reproduced except in full, without the written approval of UL Korea, Ltd.

Band	Channel	Freq. [MHz]	Tones	RU offset	Average Power [dBm]			Direct. Gain [dBi]	Corr'd e.i.r.p [dBm]	Max e.i.r.p Limit [dBm]
					ANT1	ANT2	MIMO			
UNII-7	117	6535	26T	0	-3.22	-3.56	-0.38	-1.29	-1.67	24.00
				4	-3.16	-3.27	-0.20	-1.29	-1.49	
				8	-3.31	-3.32	-0.30	-1.29	-1.59	
			52T	37	-0.03	0.48	3.24	-1.29	1.95	
				38	0.09	0.55	3.34	-1.29	2.05	
				40	-0.05	0.45	3.22	-1.29	1.93	
			106T	53	3.62	3.37	6.51	-1.29	5.22	
				54	3.54	3.36	6.46	-1.29	5.17	
			SU	-	6.10	5.90	9.01	-1.29	7.72	
	149	6695	26T	0	-2.64	-3.09	0.15	-1.29	-1.14	
				4	-2.58	-3.15	0.15	-1.29	-1.14	
				8	-2.77	-3.29	-0.01	-1.29	-1.30	
			52T	37	0.44	-0.11	3.18	-1.29	1.89	
				38	0.51	0.02	3.28	-1.29	1.99	
				40	0.28	-0.17	3.07	-1.29	1.78	
			106T	53	2.66	4.64	6.77	-1.29	5.48	
				54	2.59	4.54	6.68	-1.29	5.39	
			SU	-	5.02	6.91	9.08	-1.29	7.79	
	185	6875	26T	0	-3.28	-3.53	-0.39	-1.29	-1.68	
				4	-3.38	-3.29	-0.32	-1.29	-1.61	
				8	-3.44	-3.34	-0.38	-1.29	-1.67	
			52T	37	-0.31	0.10	2.91	-1.29	1.62	
				38	-0.25	0.24	3.01	-1.29	1.72	
				40	-0.44	0.16	2.88	-1.29	1.59	
			106T	53	2.69	3.06	5.89	-1.29	4.60	
				54	2.60	3.04	5.84	-1.29	4.55	
			SU	-	5.78	6.17	8.99	-1.29	7.70	

* Calculation of Output Power : Average Power = Meas Power + Duty CF[dB]
Corr'd e.i.r.p = Ant1 Average Power + Ant2 Average Power + Directional Gain

UL Korea, Ltd. Suwon Laboratory FORM ID: FCC_15E(04)
218 Maeyeong-ro, Yeongtong-gu, Suwon-si, Gyeonggi-do, 16675, Korea TEL: (031) 337-9902 FAX: (031) 213-5433
UL Korea, Ltd. Confidential
This report shall not be reproduced except in full, without the written approval of UL Korea, Ltd.

Band	Channel	Freq. [MHz]	Tones	RU offset	Average Power [dBm]			Direct. Gain [dBi]	Corr'd e.i.r.p [dBm]	Max e.i.r.p Limit [dBm]
					ANT1	ANT2	MIMO			
UNII-8	189	6895	26T	0	-3.23	-3.40	-0.30	-2.39	-2.69	24.00
				4	-3.23	-3.31	-0.26	-2.39	-2.65	
				8	-3.33	-3.42	-0.36	-2.39	-2.75	
			52T	37	-0.19	-0.54	2.65	-2.39	0.26	
				38	-0.13	-0.37	2.76	-2.39	0.37	
				40	-0.35	-0.45	2.61	-2.39	0.22	
			106T	53	2.61	2.96	5.80	-2.39	3.41	
				54	2.49	2.89	5.70	-2.39	3.31	
			SU	-	5.71	6.07	8.90	-2.39	6.51	
	209	6995	26T	0	-3.44	-2.70	-0.04	-2.39	-2.43	
				4	-3.19	-2.55	0.15	-2.39	-2.24	
				8	-3.23	-2.64	0.09	-2.39	-2.30	
			52T	37	0.01	0.23	3.13	-2.39	0.74	
				38	0.05	0.41	3.24	-2.39	0.85	
				40	-0.09	0.39	3.17	-2.39	0.78	
			106T	53	3.98	3.02	6.54	-2.39	4.15	
				54	3.91	3.00	6.49	-2.39	4.10	
			SU	-	6.51	-2.76	9.01	-2.39	6.62	
	233	7115	26T	0	-3.76	-2.70	-0.22	-2.39	-2.61	
				4	-3.68	-2.70	-0.15	-2.39	-2.54	
				8	-3.65	0.31	-0.14	-2.39	-2.53	
			52T	37	-0.71	0.48	2.84	-2.39	0.45	
				38	-0.63	0.42	2.97	-2.39	0.58	
				40	-0.65	2.13	2.93	-2.39	0.54	
			106T	53	3.88	2.12	6.10	-2.39	3.71	
				54	3.83	-2.76	6.07	-2.39	3.68	
			SU	-	6.65	5.04	8.93	-2.39	6.54	

* Calculation of Output Power : Average Power = Meas Power + Duty CF[dB]
Corr'd e.i.r.p = Ant1 Average Power + Ant2 Average Power + Directional Gain

UL Korea, Ltd. Suwon Laboratory FORM ID: FCC_15E(04)
218 Maeyeong-ro, Yeongtong-gu, Suwon-si, Gyeonggi-do, 16675, Korea TEL: (031) 337-9902 FAX: (031) 213-5433
UL Korea, Ltd. Confidential
This report shall not be reproduced except in full, without the written approval of UL Korea, Ltd.

PSD Results

Band	Channel	Freq. [MHz]	Tones	RU offset	Meas PSD [dBm/MHz]			DCCF	Direct. Gain [dBi]	Corr'd PSD e.i.r.p [dBm]	PSD e.i.r.p Limit [dBm/MHz]
					ANT1	ANT2	MIMO				
UNII-5	**1**	**5955**	**26T**	**0**	**-5.164**	**-5.168**	**-2.156**	**-**	**-0.18**	**-2.336**	-1.00
				4	-5.889	-6.235	-3.048	-	-0.18	-3.228	
				8	-5.344	-5.426	-2.375	-	-0.18	-2.555	
			SU	-	-5.319	-5.476	-2.386	-	-0.18	-2.566	
	45	6175	26T	0	-5.958	-5.493	-2.709	-	-0.18	-2.889	
				4	-6.269	-6.984	-3.602	-	-0.18	-3.782	
				8	-5.994	-6.392	-3.178	-	-0.18	-3.358	
			SU	-	-5.418	-5.520	-2.458	-	-0.18	-2.638	
	93	6415	26T	0	-5.764	-5.459	-2.599	-	-0.18	-2.779	
				4	-6.434	-6.309	-3.361	-	-0.18	-3.541	
				8	-5.585	-5.403	-2.483	-	-0.18	-2.663	
			SU	-	-4.704	-6.316	-2.425	-	-0.18	-2.605	
UNII-6	97	6435	26T	0	-4.939	-5.606	-2.249	-	-1.24	-3.489	
				4	-5.945	-6.478	-3.193	-	-1.24	-4.433	
				8	-5.367	-5.668	-2.505	-	-1.24	-3.745	
			SU	-	-5.103	-5.765	-2.411	-	-1.24	-3.651	
	105	6475	26T	0	-5.716	-5.650	-2.673	-	-1.24	-3.913	
				4	-6.894	-6.944	-3.909	-	-1.24	-5.149	
				8	-5.747	-5.985	-2.854	-	-1.24	-4.094	
			SU	-	-4.895	-5.921	-2.367	-	-1.24	-3.607	
	113	6515	26T	0	-5.738	-5.850	-2.783	-	-1.24	-4.023	
				4	-6.974	-6.856	-3.904	-	-1.24	-5.144	
				8	-5.897	-5.736	-2.805	-	-1.24	-4.045	
			SU	-	-5.108	-5.044	-2.066	-	-1.24	-3.306	
UNII-7	117	6535	26T	0	-5.316	-5.498	-2.396	-	-1.29	-3.686	
				4	-6.306	-6.470	-3.377	-	-1.29	-4.667	
				8	-5.658	-5.445	-2.540	-	-1.29	-3.830	
			SU	-	-5.035	-5.300	-2.155	-	-1.29	-3.445	
	149	6695	26T	0	-4.725	-5.492	-2.081	-	-1.29	-3.371	
				4	-5.750	-6.561	-3.126	-	-1.29	-4.416	
				8	-5.206	-5.508	-2.344	-	-1.29	-3.634	
			SU	-	-6.093	-4.198	-2.033	-	-1.29	-3.323	
	185	6875	26T	0	-5.263	-5.904	-2.561	-	-1.29	-3.851	
				4	-6.348	-6.576	-3.450	-	-1.29	-4.740	
				8	-5.298	-5.541	-2.408	-	-1.29	-3.698	
			SU	-	-5.268	-4.642	-1.933	-	-1.29	-3.223	
UNII-8	189	6895	26T	0	-5.175	-5.538	-2.342	-	-2.39	-4.732	
				4	-6.298	-6.439	-3.358	-	-2.39	-5.748	
				8	-5.573	-5.787	-2.668	-	-2.39	-5.058	
			SU	-	-5.302	-5.063	-2.171	-	-2.39	-4.561	
	209	6995	26T	0	-5.284	-5.110	-2.186	-	-2.39	-4.576	
				4	-6.399	-5.808	-3.083	-	-2.39	-5.473	
				8	-5.356	-4.862	-2.092	-	-2.39	-4.482	
			SU	-	-4.586	-5.774	-2.129	-	-2.39	-4.519	
	233	7115	26T	0	-6.013	-4.957	-2.443	-	-2.39	-4.833	
				4	-7.194	-5.998	-3.545	-	-2.39	-5.935	
				8	-6.057	-4.987	-2.479	-	-2.39	-4.869	
			SU	-	-4.619	-5.874	-2.191	-	-2.39	-4.581	

* Corr'd PSD e.i.r.p = ANT1 Meas PSD + Ant2 Meas PSD + DCCF + Directional Gain

UL Korea, Ltd. Suwon Laboratory FORM ID: FCC_15E(04)
218 Maeyeong-ro, Yeongtong-gu, Suwon-si, Gyeonggi-do, 16675, Korea TEL: (031) 337-9902 FAX: (031) 213-5433
UL Korea, Ltd. Confidential
This report shall not be reproduced except in full, without the written approval of UL Korea, Ltd.

10.1.3. 802.11ax HE40 MODE

Output Power Results

Band	Channel	Freq. [MHz]	Tones	RU offset	Average Power [dBm]			Direct. Gain [dBi]	Corr'd e.i.r.p [dBm]	Max e.i.r.p Limit [dBm]
					ANT1	ANT2	MIMO			
UNII-5	3	5965	26T	0	-3.82	-2.84	-0.29	-0.18	-0.47	24.00
				9	-3.29	-2.45	0.16	-0.18	-0.02	
				17	-3.77	-3.09	-0.41	-0.18	-0.59	
			52T	37	-0.36	0.42	3.06	-0.18	2.88	
				41	0.01	0.67	3.36	-0.18	3.18	
				44	-0.40	0.17	2.90	-0.18	2.72	
			106T	53	2.20	1.57	4.91	-0.18	4.73	
				54	2.46	1.51	5.02	-0.18	4.84	
				56	2.32	1.54	4.96	-0.18	4.78	
			242T	61	6.45	6.73	9.60	-0.18	9.42	
				62	6.59	6.79	9.70	-0.18	9.52	
			SU	-	9.46	9.25	12.37	-0.18	12.19	
	43	6165	26T	0	-3.57	-2.86	-0.19	-0.18	-0.37	
				9	-3.04	-2.64	0.17	-0.18	-0.01	
				17	-3.44	-3.29	-0.35	-0.18	-0.53	
			52T	37	-0.74	-0.23	2.53	-0.18	2.35	
				41	-0.23	-0.02	2.89	-0.18	2.71	
				44	-0.57	-0.60	2.43	-0.18	2.25	
			106T	53	3.45	3.80	6.64	-0.18	6.46	
				54	3.80	3.98	6.90	-0.18	6.72	
				56	3.63	3.72	6.69	-0.18	6.51	
			242T	61	6.06	6.29	9.19	-0.18	9.01	
				62	6.12	6.22	9.18	-0.18	9.00	
			SU	-	8.67	8.81	11.75	-0.18	11.57	
	91	6405	26T	0	-3.40	-3.99	-0.67	-0.18	-0.85	
				9	-2.92	-3.54	-0.21	-0.18	-0.39	
				17	-3.60	-3.98	-0.78	-0.18	-0.96	
			52T	37	-0.17	-0.65	2.61	-0.18	2.43	
				41	0.12	-0.35	2.90	-0.18	2.72	
				44	-0.32	-0.82	2.45	-0.18	2.27	
			106T	53	2.52	1.51	5.05	-0.18	4.87	
				54	2.68	1.59	5.18	-0.18	5.00	
				56	2.45	1.51	5.02	-0.18	4.84	
			242T	61	6.65	4.78	8.83	-0.18	8.65	
				62	6.51	4.65	8.69	-0.18	8.51	
			SU	-	9.64	7.56	11.73	-0.18	11.55	

* Calculation of Output Power : Average Power = Meas Power + Duty CF[dB]
Corr'd e.i.r.p = Ant1 Average Power + Ant2 Average Power + Directional Gain

UL Korea, Ltd. Suwon Laboratory FORM ID: FCC_15E(04)
218 Maeyeong-ro, Yeongtong-gu, Suwon-si, Gyeonggi-do, 16675, Korea TEL: (031) 337-9902 FAX: (031) 213-5433
UL Korea, Ltd. Confidential
This report shall not be reproduced except in full, without the written approval of UL Korea, Ltd.

Band	Channel	Freq. [MHz]	Tones	RU offset	Average Power [dBm]			Direct. Gain [dBi]	Corr'd e.i.r.p [dBm]	Max e.i.r.p Limit [dBm]
					ANT1	ANT2	MIMO			
UNII-6	99	6445	26T	0	-3.38	-3.41	-0.38	-1.24	-1.62	24.00
				9	-2.98	-3.04	0.00	-1.24	-1.24	
				17	-3.42	-3.58	-0.49	-1.24	-1.73	
			52T	37	-0.03	-0.26	2.87	-1.24	1.63	
				41	0.33	0.04	3.20	-1.24	1.96	
				44	-0.14	-0.45	2.72	-1.24	1.48	
			106T	53	3.98	3.32	6.67	-1.24	5.43	
				54	4.01	3.47	6.76	-1.24	5.52	
				56	3.88	3.10	6.52	-1.24	5.28	
			242T	61	6.61	5.70	9.19	-1.24	7.95	
				62	6.48	5.55	9.05	-1.24	7.81	
			SU	-	9.77	8.71	12.28	-1.24	11.04	
	115	6525	26T	0	-3.35	-3.91	-0.61	-1.24	-1.85	
				9	-2.93	-3.23	-0.07	-1.24	-1.31	
				17	-3.44	-3.65	-0.53	-1.24	-1.77	
			52T	37	0.11	0.52	3.33	-1.24	2.09	
				41	0.44	0.92	3.70	-1.24	2.46	
				44	-0.01	0.47	3.25	-1.24	2.01	
			106T	53	3.98	3.85	6.93	-1.24	5.69	
				54	3.82	3.61	6.73	-1.24	5.49	
				56	3.50	3.33	6.43	-1.24	5.19	
			242T	61	6.54	6.27	9.42	-1.24	8.18	
				62	6.35	6.16	9.27	-1.24	8.03	
			SU	-	9.77	9.01	12.42	-1.24	11.18	

* Calculation of Output Power : Average Power = Meas Power + Duty CF[dB]
Corr'd e.i.r.p = Ant1 Average Power + Ant2 Average Power + Directional Gain

UL Korea, Ltd. Suwon Laboratory FORM ID: FCC_15E(04)
218 Maeyeong-ro, Yeongtong-gu, Suwon-si, Gyeonggi-do, 16675, Korea TEL: (031) 337-9902 FAX: (031) 213-5433
UL Korea, Ltd. Confidential
This report shall not be reproduced except in full, without the written approval of UL Korea, Ltd.

Band	Channel	Freq. [MHz]	Tones	RU offset	Average Power [dBm]			Direct. Gain [dBi]	Corr'd e.i.r.p [dBm]	Max e.i.r.p Limit [dBm]
					ANT1	ANT2	MIMO			
UNII-7	123	6565	26T	0	-3.55	-3.90	-0.71	-1.29	-2.00	24.00
				9	-3.14	-3.22	-0.17	-1.29	-1.46	
				17	-3.60	-3.66	-0.62	-1.29	-1.91	
			52T	37	-0.14	-0.48	2.70	-1.29	1.41	
				41	0.23	0.83	3.55	-1.29	2.26	
				44	-0.22	0.42	3.12	-1.29	1.83	
			106T	53	3.15	4.10	6.66	-1.29	5.37	
				54	3.33	4.35	6.88	-1.29	5.59	
				56	2.85	3.94	6.44	-1.29	5.15	
			242T	61	5.38	6.52	9.00	-1.29	7.71	
				62	5.20	6.41	8.86	-1.29	7.57	
			SU	-	8.49	9.33	11.94	-1.29	10.65	
	147	6685	26T	0	-3.67	-3.18	-0.41	-1.29	-1.70	
				9	-3.29	-2.89	-0.08	-1.29	-1.37	
				17	-3.98	-3.47	-0.71	-1.29	-2.00	
			52T	37	-0.36	0.11	2.89	-1.29	1.60	
				41	-0.12	0.34	3.13	-1.29	1.84	
				44	-0.72	-0.16	2.58	-1.29	1.29	
			106T	53	2.88	4.41	6.72	-1.29	5.43	
				54	3.04	4.51	6.85	-1.29	5.56	
				56	2.53	4.39	6.57	-1.29	5.28	
			242T	61	5.38	7.40	9.52	-1.29	8.23	
				62	5.16	7.17	9.29	-1.29	8.00	
			SU	-	8.01	9.56	11.86	-1.29	10.57	
	179	6845	26T	0	-3.22	-4.09	-0.62	-1.29	-1.91	
				9	-2.89	-3.39	-0.12	-1.29	-1.41	
				17	-3.43	-3.79	-0.60	-1.29	-1.89	
			52T	37	0.03	-0.01	3.02	-1.29	1.73	
				41	0.33	0.47	3.41	-1.29	2.12	
				44	-0.19	0.10	2.97	-1.29	1.68	
			106T	53	3.35	3.47	6.42	-1.29	5.13	
				54	3.53	3.64	6.60	-1.29	5.31	
				56	3.08	3.27	6.19	-1.29	4.90	
			242T	61	6.51	6.29	9.41	-1.29	8.12	
				62	6.32	6.18	9.26	-1.29	7.97	
			SU	-	8.81	8.67	11.75	-1.29	10.46	

* Calculation of Output Power : Average Power = Meas Power + Duty CF[dB]
Corr'd e.i.r.p = Ant1 Average Power + Ant2 Average Power + Directional Gain

UL Korea, Ltd. Suwon Laboratory FORM ID: FCC_15E(04)
218 Maeyeong-ro, Yeongtong-gu, Suwon-si, Gyeonggi-do, 16675, Korea TEL: (031) 337-9902 FAX: (031) 213-5433
UL Korea, Ltd. Confidential
This report shall not be reproduced except in full, without the written approval of UL Korea, Ltd.

Band	Channel	Freq. [MHz]	Tones	RU offset	Average Power [dBm]			Direct. Gain [dBi]	Corr'd e.i.r.p [dBm]	Max e.i.r.p Limit [dBm]
					ANT1	ANT2	MIMO			
UNII-8	187	6885	26T	0	-3.32	-3.65	-0.47	-2.39	-2.86	24.00
				9	-2.93	-3.16	-0.03	-2.39	-2.42	
				17	-3.59	-3.67	-0.62	-2.39	-3.01	
			52T	37	-0.02	-0.51	2.75	-2.39	0.36	
				41	0.19	-0.11	3.05	-2.39	0.66	
				44	-0.31	-0.51	2.60	-2.39	0.21	
			106T	53	2.77	3.14	5.97	-2.39	3.58	
				54	2.92	3.34	6.15	-2.39	3.76	
				56	2.48	2.92	5.72	-2.39	3.33	
			242T	61	5.63	5.94	8.80	-2.39	6.41	
				62	5.46	5.80	8.64	-2.39	6.25	
			SU	-	8.69	8.71	11.71	-2.39	9.32	
	203	6965	26T	0	-3.45	-3.29	-0.36	-2.39	-2.75	
				9	-3.09	-2.73	0.10	-2.39	-2.29	
				17	-3.65	-3.06	-0.33	-2.39	-2.72	
			52T	37	-0.30	-0.16	2.78	-2.39	0.39	
				41	-0.04	0.36	3.17	-2.39	0.78	
				44	-0.51	0.05	2.79	-2.39	0.40	
			106T	53	2.48	3.81	6.21	-2.39	3.82	
				54	2.70	4.02	6.42	-2.39	4.03	
				56	2.24	3.64	6.01	-2.39	3.62	
			242T	61	5.55	7.16	9.44	-2.39	7.05	
				62	5.42	7.02	9.30	-2.39	6.91	
			SU	-	8.55	9.71	12.18	-2.39	9.79	
	227	7085	26T	0	-4.22	-3.25	-0.70	-2.39	-3.09	
				9	-3.55	-2.58	-0.03	-2.39	-2.42	
				17	-3.98	-2.98	-0.44	-2.39	-2.83	
			52T	37	-0.94	0.05	2.59	-2.39	0.20	
				41	-0.48	0.59	3.10	-2.39	0.71	
				44	-0.78	0.30	2.80	-2.39	0.41	
			106T	53	3.71	2.87	6.32	-2.39	3.93	
				54	3.91	3.19	6.58	-2.39	4.19	
				56	3.72	2.82	6.30	-2.39	3.91	
			242T	61	6.70	5.97	9.36	-2.39	6.97	
				62	6.65	5.90	9.30	-2.39	6.91	
			SU	-	9.19	8.13	11.70	-2.39	9.31	

* Calculation of Output Power : Average Power = Meas Power + Duty CF[dB]
Corr'd e.i.r.p = Ant1 Average Power + Ant2 Average Power + Directional Gain

UL Korea, Ltd. Suwon Laboratory FORM ID: FCC_15E(04)
218 Maeyeong-ro, Yeongtong-gu, Suwon-si, Gyeonggi-do, 16675, Korea TEL: (031) 337-9902 FAX: (031) 213-5433
UL Korea, Ltd. Confidential
This report shall not be reproduced except in full, without the written approval of UL Korea, Ltd.

PSD Results

Band	Channel	Freq. [MHz]	Tones	RU offset	Meas PSD [dBm/MHz]			DCCF	Direct. Gain [dBi]	Corr'd PSD e.i.r.p [dBm]	PSD e.i.r.p Limit [dBm/MHz]
					ANT1	ANT2	MIMO				
UNII-5	**3**	**5965**	26T	0	-6.407	-5.265	-2.788	-	-0.18	-2.968	-1.00
				9	-6.185	-5.027	-2.557	-	-0.18	-2.737	
				17	-6.111	-5.556	-2.814	-	-0.18	-2.994	
			SU	**-**	**-4.928**	**-4.766**	**-1.836**	**-**	**-0.18**	**-2.016**	
	43	6165	26T	0	-5.881	-5.222	-2.529	-	-0.18	-2.709	
				9	-5.788	-5.287	-2.520	-	-0.18	-2.700	
				17	-6.305	-5.801	-3.035	-	-0.18	-3.215	
			SU	-	-5.718	-5.269	-2.477	-	-0.18	-2.657	
	91	6405	26T	0	-6.308	-6.404	-3.345	-	-0.18	-3.525	
				9	-5.395	-6.270	-2.800	-	-0.18	-2.980	
				17	-5.782	-6.647	-3.183	-	-0.18	-3.363	
			SU	-	-4.534	-6.410	-2.361	-	-0.18	-2.541	
UNII-6	99	6445	26T	0	-5.807	-5.726	-2.756	-	-1.24	-3.996	
				9	-5.295	-4.954	-2.111	-	-1.24	-3.351	
				17	-6.196	-6.525	-3.347	-	-1.24	-4.587	
			SU	-	-4.424	-5.152	-1.762	-	-1.24	-3.002	
	115	6525	26T	0	-5.882	-5.900	-2.881	-	-1.24	-4.121	
				9	-5.553	-5.246	-2.386	-	-1.24	-3.626	
				17	-5.848	-5.934	-2.880	-	-1.24	-4.120	
			SU	-	-4.272	-4.733	-1.486	-	-1.24	-2.726	
UNII-7	123	6565	26T	0	-5.881	-6.402	-3.123	-	-1.29	-4.413	
				9	-5.671	-5.628	-2.639	-	-1.29	-3.929	
				17	-6.151	-5.600	-2.856	-	-1.29	-4.146	
			SU	-	-5.080	-4.474	-1.756	-	-1.29	-3.046	
	147	6685	26T	0	-5.779	-5.698	-2.728	-	-1.29	-4.018	
				9	-5.499	-5.228	-2.351	-	-1.29	-3.641	
				17	-6.130	-5.715	-2.907	-	-1.29	-4.197	
			SU	-	-5.926	-4.414	-2.094	-	-1.29	-3.384	
	179	6845	26T	0	-5.373	-6.369	-2.832	-	-1.29	-4.122	
				9	-5.005	-5.759	-2.355	-	-1.29	-3.645	
				17	-5.770	-6.343	-3.037	-	-1.29	-4.327	
			SU	-	-5.139	-5.176	-2.147	-	-1.29	-3.437	
UNII-8	187	6885	26T	0	-5.448	-6.310	-2.847	-	-2.39	-5.237	
				9	-5.015	-5.712	-2.339	-	-2.39	-4.729	
				17	-5.675	-5.995	-2.822	-	-2.39	-5.212	
			SU	-	-5.144	-5.227	-2.175	-	-2.39	-4.565	
	203	6965	26T	0	-6.279	-5.673	-2.955	-	-2.39	-5.345	
				9	-5.694	-5.215	-2.438	-	-2.39	-4.828	
				17	-6.249	-5.620	-2.913	-	-2.39	-5.303	
			SU	-	-5.527	-4.318	-1.870	-	-2.39	-4.260	
	227	7085	26T	0	-6.771	-5.556	-3.111	-	-2.39	-5.501	
				9	-5.981	-4.879	-2.385	-	-2.39	-4.775	
				17	-6.474	-5.520	-2.961	-	-2.39	-5.351	
			SU	-	-4.864	-5.696	-2.250	-	-2.39	-4.640	

* Corr'd PSD e.i.r.p = ANT1 Meas PSD + Ant2 Meas PSD + DCCF + Directional Gain

UL Korea, Ltd. Suwon Laboratory FORM ID: FCC_15E(04)
218 Maeyeong-ro, Yeongtong-gu, Suwon-si, Gyeonggi-do, 16675, Korea TEL: (031) 337-9902 FAX: (031) 213-5433
UL Korea, Ltd. Confidential
This report shall not be reproduced except in full, without the written approval of UL Korea, Ltd.

10.1.4. 802.11ax HE80 MODE

Output Power Results

Band	Channel	Freq. [MHz]	Tones	RU offset	Average Power [dBm]			Direct. Gain [dBi]	Corr'd e.i.r.p [dBm]	Max e.i.r.p Limit [dBm]
					ANT1	ANT2	MIMO			
UNII-5	7	5985	26T	0	-3.48	-2.54	0.03	-0.18	-0.15	24.00
				18	-3.10	-2.41	0.27	-0.18	0.09	
				36	-3.39	-3.14	-0.25	-0.18	-0.43	
			52T	37	-0.19	0.57	3.22	-0.18	3.04	
				45	0.15	0.65	3.42	-0.18	3.24	
				52	-0.17	0.01	2.93	-0.18	2.75	
			106T	53	2.13	1.38	4.78	-0.18	4.60	
				57	2.71	1.53	5.17	-0.18	4.99	
				60	2.52	1.50	5.05	-0.18	4.87	
			242T	61	6.34	6.44	9.40	-0.18	9.22	
				62	6.59	6.68	9.65	-0.18	9.47	
				64	6.65	6.53	9.60	-0.18	9.42	
			484T	65	9.73	9.50	12.63	-0.18	12.45	
				66	9.94	9.57	12.77	-0.18	12.59	
			SU	-	9.34	9.06	12.21	-0.18	12.03	
	39	6145	26T	0	-3.82	-2.52	-0.11	-0.18	-0.29	
				18	-3.35	-2.61	0.05	-0.18	-0.13	
				36	-3.58	-3.40	-0.48	-0.18	-0.66	
			52T	37	-0.59	0.56	3.03	-0.18	2.85	
				45	-0.09	0.40	3.17	-0.18	2.99	
				52	-0.32	-0.31	2.70	-0.18	2.52	
			106T	53	3.38	3.76	6.58	-0.18	6.40	
				57	3.77	3.99	6.89	-0.18	6.71	
				60	3.74	3.57	6.67	-0.18	6.49	
			242T	61	5.86	6.26	9.07	-0.18	8.89	
				62	6.13	6.37	9.26	-0.18	9.08	
				64	6.18	6.07	9.14	-0.18	8.96	
			484T	65	8.83	9.29	12.08	-0.18	11.90	
				66	9.04	9.15	12.11	-0.18	11.93	
			SU	-	8.44	8.76	11.61	-0.18	11.43	
	87	6385	26T	0	-2.83	-4.42	-0.54	-0.18	-0.72	
				18	-2.53	-4.21	-0.28	-0.18	-0.46	
				36	-3.04	-4.47	-0.69	-0.18	-0.87	
			52T	37	-0.23	-0.42	2.69	-0.18	2.51	
				45	-0.01	-0.25	2.88	-0.18	2.70	
				52	-0.46	-0.72	2.42	-0.18	2.24	
			106T	53	3.16	1.78	5.53	-0.18	5.35	
				57	3.27	1.84	5.62	-0.18	5.44	
				60	2.92	1.54	5.29	-0.18	5.11	
			242T	61	6.83	4.42	8.80	-0.18	8.62	
				62	6.93	4.53	8.90	-0.18	8.72	
				64	6.97	4.58	8.95	-0.18	8.77	
			484T	65	9.98	7.53	11.94	-0.18	11.76	
				66	9.81	7.27	11.73	-0.18	11.55	
			SU	-	9.78	8.02	12.00	-0.18	11.82	

* Calculation of Output Power : Average Power = Meas Power + Duty CF[dB]
Corr'd e.i.r.p = Ant1 Average Power + Ant2 Average Power + Directional Gain

UL Korea, Ltd. Suwon Laboratory FORM ID: FCC_15E(04)
218 Maeyeong-ro, Yeongtong-gu, Suwon-si, Gyeonggi-do, 16675, Korea TEL: (031) 337-9902 FAX: (031) 213-5433
UL Korea, Ltd. Confidential
This report shall not be reproduced except in full, without the written approval of UL Korea, Ltd.

Band	Channel	Freq. [MHz]	Tones	RU offset	Average Power [dBm]			Direct. Gain [dBi]	Corr'd e.i.r.p [dBm]	Max e.i.r.p Limit [dBm]
					ANT1	ANT2	MIMO			
UNII-6	103	6465	26T	0	-3.12	-3.13	-0.11	-1.24	-1.35	24.00
				18	-2.83	-2.99	0.10	-1.24	-1.14	
				36	-3.35	-3.41	-0.37	-1.24	-1.61	
			52T	37	0.13	-0.09	3.03	-1.24	1.79	
				45	0.29	0.04	3.18	-1.24	1.94	
				52	-0.18	-0.35	2.75	-1.24	1.51	
			106T	53	4.23	3.38	6.84	-1.24	5.60	
				57	4.19	3.28	6.77	-1.24	5.53	
				60	3.64	2.78	6.24	-1.24	5.00	
			242T	61	6.76	5.73	9.29	-1.24	8.05	
				62	6.77	5.73	9.29	-1.24	8.05	
				64	6.33	5.21	8.82	-1.24	7.58	
			484T	65	9.68	8.69	12.22	-1.24	10.98	
				66	9.36	8.36	11.90	-1.24	10.66	
			SU	-	9.00	8.05	11.56	-1.24	10.32	

* Calculation of Output Power : Average Power = Meas Power + Duty CF[dB]
Corr'd e.i.r.p = Ant1 Average Power + Ant2 Average Power + Directional Gain

UL Korea, Ltd. Suwon Laboratory FORM ID: FCC_15E(04)
218 Maeyeong-ro, Yeongtong-gu, Suwon-si, Gyeonggi-do, 16675, Korea TEL: (031) 337-9902 FAX: (031) 213-5433
UL Korea, Ltd. Confidential
This report shall not be reproduced except in full, without the written approval of UL Korea, Ltd.

Band	Channel	Freq. [MHz]	Tones	RU offset	Average Power [dBm]			Direct. Gain [dBi]	Corr'd e.i.r.p [dBm]	Max e.i.r.p Limit [dBm]
					ANT1	ANT2	MIMO			
UNII-7	119	6545	26T	0	-3.08	-3.75	-0.39	-1.29	-1.68	24.00
				18	-2.89	-3.21	-0.04	-1.29	-1.33	
				36	-3.37	-3.47	-0.41	-1.29	-1.70	
			52T	37	0.20	0.66	3.45	-1.29	2.16	
				45	-0.59	-0.02	2.71	-1.29	1.42	
				52	-1.06	-0.37	2.31	-1.29	1.02	
			106T	53	3.82	3.47	6.66	-1.29	5.37	
				57	3.78	3.46	6.63	-1.29	5.34	
				60	3.35	3.02	6.20	-1.29	4.91	
			242T	61	6.69	6.32	9.52	-1.29	8.23	
				62	6.69	6.37	9.54	-1.29	8.25	
				64	6.17	5.93	9.06	-1.29	7.77	
			484T	65	9.64	9.48	12.57	-1.29	11.28	
				66	9.27	9.20	12.25	-1.29	10.96	
			SU	-	8.92	8.85	11.90	-1.29	10.61	
	151	6705	26T	0	-3.32	-2.88	-0.08	-1.29	-1.37	
				18	-3.36	-2.82	-0.07	-1.29	-1.36	
				36	-4.15	-3.26	-0.67	-1.29	-1.96	
			52T	37	-0.16	0.30	3.09	-1.29	1.80	
				45	-0.29	0.32	3.04	-1.29	1.75	
				52	-0.98	-0.13	2.48	-1.29	1.19	
			106T	53	3.08	4.71	6.98	-1.29	5.69	
				57	2.82	4.53	6.77	-1.29	5.48	
				60	2.21	3.97	6.19	-1.29	4.90	
			242T	61	5.06	6.82	9.04	-1.29	7.75	
				62	5.02	6.77	8.99	-1.29	7.70	
				64	4.86	6.80	8.95	-1.29	7.66	
			484T	65	7.95	9.59	11.86	-1.29	10.57	
				66	7.96	9.69	11.92	-1.29	10.63	
			SU	-	8.19	9.92	12.15	-1.29	10.86	
	183	6865	26T	0	-2.93	-3.85	-0.36	-1.29	-1.65	
				18	-2.91	-3.24	-0.06	-1.29	-1.35	
				36	-3.53	-3.45	-0.48	-1.29	-1.77	
			52T	37	0.22	0.18	3.21	-1.29	1.92	
				45	0.22	0.63	3.44	-1.29	2.15	
				52	-0.39	0.36	3.01	-1.29	1.72	
			106T	53	3.04	3.24	6.15	-1.29	4.86	
				57	2.92	3.28	6.11	-1.29	4.82	
				60	2.31	2.73	5.54	-1.29	4.25	
			242T	61	5.91	6.09	9.01	-1.29	7.72	
				62	5.91	6.12	9.03	-1.29	7.74	
				64	5.35	5.65	8.51	-1.29	7.22	
			484T	65	8.83	8.91	11.88	-1.29	10.59	
				66	8.46	8.64	11.56	-1.29	10.27	
			SU	-	8.10	8.26	11.19	-1.29	9.90	

* Calculation of Output Power : Average Power = Meas Power + Duty CF[dB]
Corr'd e.i.r.p = Ant1 Average Power + Ant2 Average Power + Directional Gain

UL Korea, Ltd. Suwon Laboratory FORM ID: FCC_15E(04)
218 Maeyeong-ro, Yeongtong-gu, Suwon-si, Gyeonggi-do, 16675, Korea TEL: (031) 337-9902 FAX: (031) 213-5433
UL Korea, Ltd. Confidential
This report shall not be reproduced except in full, without the written approval of UL Korea, Ltd.

Band	Channel	Freq. [MHz]	Tones	RU offset	Average Power [dBm]			Direct. Gain [dBi]	Corr'd e.i.r.p [dBm]	Max e.i.r.p Limit [dBm]
					ANT1	ANT2	MIMO			
UNII-8	199	6945	26T	0	-2.87	-3.10	0.03	-2.39	-2.36	24.00
				18	-2.82	-2.65	0.28	-2.39	-2.11	
				36	-3.36	-2.78	-0.05	-2.39	-2.44	
			52T	37	0.21	-0.13	3.05	-2.39	0.66	
				45	0.17	0.37	3.28	-2.39	0.89	
				52	-0.36	0.19	2.93	-2.39	0.54	
			106T	53	2.81	3.98	6.44	-2.39	4.05	
				57	2.69	3.99	6.40	-2.39	4.01	
				60	2.14	3.50	5.88	-2.39	3.49	
			242T	61	5.38	6.73	9.12	-2.39	6.73	
				62	5.34	6.71	9.09	-2.39	6.70	
				64	4.82	6.24	8.60	-2.39	6.21	
			484T	65	8.43	9.57	12.05	-2.39	9.66	
				66	8.03	9.23	11.68	-2.39	9.29	
			SU	-	8.11	9.31	11.76	-2.39	9.37	
	215	7025	26T	0	-3.62	-2.54	-0.04	-2.39	-2.43	
				18	-3.24	-2.55	0.13	-2.39	-2.26	
				36	-3.44	-2.47	0.08	-2.39	-2.31	
			52T	37	0.17	0.44	3.32	-2.39	0.93	
				45	-0.61	0.12	2.78	-2.39	0.39	
				52	-0.81	0.14	2.70	-2.39	0.31	
			106T	53	3.92	2.49	6.27	-2.39	3.88	
				57	3.94	2.58	6.32	-2.39	3.93	
				60	3.61	2.16	5.96	-2.39	3.57	
			242T	61	6.97	5.56	9.33	-2.39	6.94	
				62	6.99	5.61	9.36	-2.39	6.97	
				64	6.67	5.28	9.04	-2.39	6.65	
			484T	65	9.94	8.13	12.14	-2.39	9.75	
				66	9.73	7.95	11.94	-2.39	9.55	
			SU	-	9.79	8.13	12.05	-2.39	9.66	

* Calculation of Output Power : Average Power = Meas Power + Duty CF[dB]
Corr'd e.i.r.p = Ant1 Average Power + Ant2 Average Power + Directional Gain

UL Korea, Ltd. Suwon Laboratory FORM ID: FCC_15E(04)
218 Maeyeong-ro, Yeongtong-gu, Suwon-si, Gyeonggi-do, 16675, Korea TEL: (031) 337-9902 FAX: (031) 213-5433
UL Korea, Ltd. Confidential
This report shall not be reproduced except in full, without the written approval of UL Korea, Ltd.

PSD Results

Band	Channel	Freq. [MHz]	Tones	RU offset	Meas PSD [dBm/MHz]			DCCF	Direct. Gain [dBi]	Corr'd PSD e.i.r.p [dBm]	PSD e.i.r.p Limit [dBm/MHz]
					ANT1	ANT2	MIMO				
UNII-5	**7**	**5985**	**26T**	**0**	**-6.058**	**-5.269**	**-2.635**	**-**	**-0.18**	**-2.815**	-1.00
				18	-7.123	-6.086	-3.563	-	-0.18	-3.743	
				36	-6.325	-6.046	-3.173	-	-0.18	-3.353	
			SU	-	-7.897	-7.964	-4.920	-	-0.18	-5.100	
	39	6145	26T	0	-6.589	-5.274	-2.872	-	-0.18	-3.052	
				18	-7.368	-6.372	-3.831	-	-0.18	-4.011	
				36	-6.430	-5.958	-3.177	-	-0.18	-3.357	
			SU	-	-8.843	-8.315	-5.561	-	-0.18	-5.741	
	87	6385	26T	0	-5.292	-7.100	-3.092	-	-0.18	-3.272	
				18	-6.159	-7.991	-3.969	-	-0.18	-4.149	
				36	-5.863	-7.276	-3.502	-	-0.18	-3.682	
			SU	-	-7.235	-9.624	-5.257	-	-0.18	-5.437	
UNII-6	103	6465	26T	0	-6.006	-6.074	-3.030	-	-1.24	-4.270	
				18	-6.451	-6.786	-3.605	-	-1.24	-4.845	
				36	-6.019	-5.925	-2.961	-	-1.24	-4.201	
			SU	-	-8.121	-8.843	-5.457	-	-1.24	-6.697	
UNII-7	119	6545	26T	0	-5.986	-6.194	-3.078	-	-1.29	-4.368	
				18	-6.550	-6.556	-3.543	-	-1.29	-4.833	
				36	-6.050	-5.938	-2.983	-	-1.29	-4.273	
			SU	-	-8.091	-8.200	-5.135	-	-1.29	-6.425	
	151	6705	26T	0	-5.846	-5.611	-2.717	-	-1.29	-4.007	
				18	-6.904	-6.268	-3.564	-	-1.29	-4.854	
				36	-6.445	-6.189	-3.305	-	-1.29	-4.595	
			SU	-	-8.780	-6.962	-4.766	-	-1.29	-6.056	
	183	6865	26T	0	-5.283	-6.242	-2.726	-	-1.29	-4.016	
				18	-6.134	-6.367	-3.239	-	-1.29	-4.529	
				36	-5.967	-5.228	-2.572	-	-1.29	-3.862	
			SU	-	-8.818	-8.559	-5.676	-	-1.29	-6.966	
UNII-8	199	6945	26T	0	-4.899	-5.474	-2.167	-	-2.39	-4.557	
				18	-6.411	-6.684	-3.535	-	-2.39	-5.925	
				36	-6.229	-5.684	-2.938	-	-2.39	-5.328	
			SU	-	-8.892	-7.675	-5.231	-	-2.39	-7.621	
	215	7025	26T	0	-6.102	-5.377	-2.714	-	-2.39	-5.104	
				18	-6.216	-6.071	-3.133	-	-2.39	-5.523	
				36	-6.195	-5.161	-2.637	-	-2.39	-5.027	
			SU	-	-7.349	-8.607	-4.922	-	-2.39	-7.312	

* Corr'd PSD e.i.r.p = ANT1 Meas PSD + Ant2 Meas PSD + DCCF + Directional Gain

UL Korea, Ltd. Suwon Laboratory FORM ID: FCC_15E(04)
218 Maeyeong-ro, Yeongtong-gu, Suwon-si, Gyeonggi-do, 16675, Korea TEL: (031) 337-9902 FAX: (031) 213-5433
UL Korea, Ltd. Confidential
This report shall not be reproduced except in full, without the written approval of UL Korea, Ltd.

10.1.5. 802.11ax HE160 MODE

Output Power Results

Band	Channel	Freq. [MHz]	Tones	RU offset	Average Power [dBm]			Direct. Gain [dBi]	Corr'd e.i.r.p [dBm]	Max e.i.r.p Limit [dBm]
					ANT1	ANT2	MIMO			
UNII-5	15	6025	26T	0L	-4.36	-2.49	-0.31	-0.18	-0.49	24.00
				0U	-3.67	-2.49	-0.03	-0.18	-0.21	
				36U	-3.89	-3.59	-0.73	-0.18	-0.91	
			52T	37L	-1.20	0.81	2.93	-0.18	2.75	
				37U	-0.51	0.77	3.19	-0.18	3.01	
				52U	-0.79	-0.28	2.48	-0.18	2.30	
			106T	53L	1.88	1.69	4.80	-0.18	4.62	
				53U	2.87	2.28	5.60	-0.18	5.42	
				60U	2.88	1.94	5.45	-0.18	5.27	
			242T	61L	5.57	5.58	8.59	-0.18	8.41	
				61U	6.46	6.07	9.28	-0.18	9.10	
				64U	6.51	5.85	9.20	-0.18	9.02	
			484T	65L	8.47	8.56	11.53	-0.18	11.35	
				66L	9.25	8.95	12.11	-0.18	11.93	
				66U	9.32	8.79	12.07	-0.18	11.89	
			996T	67L	8.69	8.63	11.67	-0.18	11.49	
				67U	9.23	8.81	12.04	-0.18	11.86	
			SU	-	9.11	8.93	12.03	-0.18	11.85	
	47	6185	26T	0L	-3.90	-2.59	-0.19	-0.18	-0.37	
				0U	-3.09	-3.01	-0.04	-0.18	-0.22	
				36U	-3.33	-4.21	-0.74	-0.18	-0.92	
			52T	37L	-0.69	0.48	2.94	-0.18	2.76	
				37U	0.10	0.09	3.11	-0.18	2.93	
				52U	-0.12	-1.12	2.42	-0.18	2.24	
			106T	53L	3.04	3.51	6.29	-0.18	6.11	
				53U	3.85	3.67	6.77	-0.18	6.59	
				60U	3.74	3.07	6.43	-0.18	6.25	
			242T	61L	5.53	6.07	8.82	-0.18	8.64	
				61U	6.32	6.13	9.24	-0.18	9.06	
				64U	6.27	5.53	8.93	-0.18	8.75	
			484T	65L	8.58	9.12	11.87	-0.18	11.69	
				66L	9.19	9.01	12.11	-0.18	11.93	
				66U	9.15	8.61	11.90	-0.18	11.72	
			996T	67L	8.69	9.11	11.92	-0.18	11.74	
				67U	9.13	8.77	11.96	-0.18	11.78	
			SU	-	9.05	9.15	12.11	-0.18	11.93	
	79	6345	26T	0L	-2.52	-4.35	-0.33	-0.18	-0.51	
				0U	-2.14	-3.93	0.07	-0.18	-0.11	
				36U	-2.77	-4.50	-0.54	-0.18	-0.72	
			52T	37L	0.02	-0.03	3.01	-0.18	2.83	
				37U	0.41	0.22	3.33	-0.18	3.15	
				52U	-0.26	-0.47	2.65	-0.18	2.47	
			106T	53L	2.78	1.62	5.25	-0.18	5.07	
				53U	3.08	1.67	5.44	-0.18	5.26	
				60U	2.95	1.51	5.30	-0.18	5.12	
			242T	61L	6.64	4.51	8.71	-0.18	8.53	
				61U	6.92	4.51	8.89	-0.18	8.71	
				64U	6.84	4.24	8.74	-0.18	8.56	
			484T	65L	9.83	7.51	11.83	-0.18	11.65	
				66L	9.94	7.33	11.84	-0.18	11.66	
				66U	9.57	6.90	11.45	-0.18	11.27	
			996T	67L	9.90	7.45	11.86	-0.18	11.68	
				67U	9.72	7.07	11.60	-0.18	11.42	
			SU	-	9.87	8.01	12.05	-0.18	11.87	

* Calculation of Output Power : Average Power = Meas Power + Duty CF[dB]
Corr'd e.i.r.p = Ant1 Average Power + Ant2 Average Power + Directional Gain
* HE160 = HE80L + HE80U

UL Korea, Ltd. Confidential
This report shall not be reproduced except in full, without the written approval of UL Korea, Ltd.

Band	Channel	Freq. [MHz]	Tones	RU offset	Average Power [dBm]			Direct. Gain [dBi]	Corr'd e.i.r.p [dBm]	Max e.i.r.p Limit [dBm]
					ANT1	ANT2	MIMO			
UNII-6	111	6505	26T	0L	-2.73	-3.52	-0.10	-1.24	-1.34	24.00
				0U	-2.50	-3.03	0.25	-1.24	-0.99	
				36U	-3.22	-3.34	-0.27	-1.24	-1.51	
			52T	37L	-0.49	-0.01	2.77	-1.24	1.53	
				37U	-0.24	0.25	3.02	-1.24	1.78	
				52U	-0.97	-0.15	2.74	-1.24	1.50	
			106T	53L	3.97	3.55	6.78	-1.24	5.54	
				53U	3.81	3.44	6.64	-1.24	5.40	
				60U	2.90	2.73	5.83	-1.24	4.59	
			242T	61L	6.87	6.56	9.73	-1.24	8.49	
				61U	6.60	6.25	9.44	-1.24	8.20	
				64U	5.77	5.59	8.69	-1.24	7.45	
			484T	65L	9.28	9.12	12.21	-1.24	10.97	
				66L	8.85	8.71	11.79	-1.24	10.55	
				66U	8.27	8.29	11.29	-1.24	10.05	
			996T	67L	9.18	9.04	12.12	-1.24	10.88	
				67U	8.55	8.51	11.54	-1.24	10.30	
			SU	-	8.99	8.92	11.97	-1.24	10.73	

* Calculation of Output Power : Average Power = Meas Power + Duty CF[dB]
Corr'd e.i.r.p = Ant1 Average Power + Ant2 Average Power + Directional Gain
* HE160 = HE80L + HE80U

UL Korea, Ltd. Suwon Laboratory FORM ID: FCC_15E(04)
218 Maeyeong-ro, Yeongtong-gu, Suwon-si, Gyeonggi-do, 16675, Korea TEL: (031) 337-9902 FAX: (031) 213-5433
UL Korea, Ltd. Confidential
This report shall not be reproduced except in full, without the written approval of UL Korea, Ltd.

Band	Channel	Freq. [MHz]	Tones	RU offset	Average Power [dBm]			Direct. Gain [dBi]	Corr'd e.i.r.p [dBm]	Max e.i.r.p Limit [dBm]
					ANT1	ANT2	MIMO			
UNII-7	143	6665	26T	0L	-2.25	-3.92	0.01	-1.29	-1.28	24.00
				0U	-2.18	-3.56	0.19	-1.29	-1.10	
				36U	-3.48	-4.35	-0.88	-1.29	-2.17	
			52T	37L	0.83	0.50	3.68	-1.29	2.39	
				37U	0.83	0.64	3.75	-1.29	2.46	
				52U	-0.42	-0.15	2.73	-1.29	1.44	
			106T	53L	3.17	4.15	6.70	-1.29	5.41	
				53U	2.81	3.81	6.35	-1.29	5.06	
				60U	1.56	2.85	5.26	-1.29	3.97	
			242T	61L	5.93	6.66	9.32	-1.29	8.03	
				61U	5.42	6.16	8.82	-1.29	7.53	
				64U	4.95	5.82	8.42	-1.29	7.13	
			484T	65L	8.73	9.81	12.31	-1.29	11.02	
				66L	8.06	9.16	11.66	-1.29	10.37	
				66U	7.43	8.56	11.04	-1.29	9.75	
			996T	67L	8.62	9.70	12.20	-1.29	10.91	
				67U	7.75	8.50	11.15	-1.29	9.86	
			SU	-	8.31	9.45	11.93	-1.29	10.64	
	175	6825	26T	0L	-2.16	-4.07	0.00	-1.29	-1.29	
				0U	-2.32	-3.21	0.27	-1.29	-1.02	
				36U	-3.41	-3.42	-0.40	-1.29	-1.69	
			52T	37L	0.96	-0.03	3.50	-1.29	2.21	
				37U	0.69	0.79	3.75	-1.29	2.46	
				52U	-0.30	0.57	3.17	-1.29	1.88	
			106T	53L	3.80	3.62	6.72	-1.29	5.43	
				53U	3.50	3.58	6.55	-1.29	5.26	
				60U	2.41	2.68	5.56	-1.29	4.27	
			242T	61L	6.96	6.52	9.76	-1.29	8.47	
				61U	6.55	6.33	9.45	-1.29	8.16	
				64U	5.66	5.61	8.65	-1.29	7.36	
			484T	65L	8.94	8.28	11.63	-1.29	10.34	
				66L	8.43	8.02	11.24	-1.29	9.95	
				66U	8.25	8.14	11.21	-1.29	9.92	
			996T	67L	9.34	8.85	12.11	-1.29	10.82	
				67U	8.56	8.34	11.46	-1.29	10.17	
			SU	-	9.07	8.76	11.93	-1.29	10.64	

* Calculation of Output Power : Average Power = Meas Power + Duty CF[dB]
Corr'd e.i.r.p = Ant1 Average Power + Ant2 Average Power + Directional Gain
* HE160 = HE80L + HE80U

UL Korea, Ltd. Suwon Laboratory FORM ID: FCC_15E(04)
218 Maeyeong-ro, Yeongtong-gu, Suwon-si, Gyeonggi-do, 16675, Korea TEL: (031) 337-9902 FAX: (031) 213-5433
UL Korea, Ltd. Confidential
This report shall not be reproduced except in full, without the written approval of UL Korea, Ltd.

Band	Channel	Freq. [MHz]	Tones	RU offset	Average Power [dBm]			Direct. Gain [dBi]	Corr'd e.i.r.p [dBm]	Max e.i.r.p Limit [dBm]
					ANT1	ANT2	MIMO			
UNII-8	207	6985	26T	0L	-2.90	-3.49	-0.17	-2.39	-2.56	24.00
				0U	-2.99	-2.52	0.26	-2.39	-2.13	
				36U	-3.36	-2.30	0.21	-2.39	-2.18	
			52T	37L	-0.26	-0.97	2.41	-2.39	0.02	
				37U	-0.29	-0.04	2.85	-2.39	0.46	
				52U	-0.69	0.28	2.83	-2.39	0.44	
			106T	53L	3.71	2.31	6.08	-2.39	3.69	
				53U	3.49	2.14	5.88	-2.39	3.49	
				60U	3.15	2.05	5.65	-2.39	3.26	
			242T	61L	6.68	5.48	9.13	-2.39	6.74	
				61U	6.87	5.66	9.32	-2.39	6.93	
				64U	6.24	5.14	8.74	-2.39	6.35	
			484T	65L	9.77	7.95	11.96	-2.39	9.57	
				66L	9.33	7.56	11.54	-2.39	9.15	
				66U	9.25	7.78	11.59	-2.39	9.20	
			996T	67L	9.97	8.41	12.27	-2.39	9.88	
				67U	9.44	7.93	11.76	-2.39	9.37	
			SU	-	9.85	8.32	12.16	-2.39	9.77	

* Calculation of Output Power : Average Power = Meas Power + Duty CF[dB]
Corr'd e.i.r.p = Ant1 Average Power + Ant2 Average Power + Directional Gain
* HE160 = HE80L + HE80U

UL Korea, Ltd. Suwon Laboratory FORM ID: FCC_15E(04)
218 Maeyeong-ro, Yeongtong-gu, Suwon-si, Gyeonggi-do, 16675, Korea TEL: (031) 337-9902 FAX: (031) 213-5433
UL Korea, Ltd. Confidential
This report shall not be reproduced except in full, without the written approval of UL Korea, Ltd.

PSD Results

Band	Channel	Freq. [MHz]	Tones	RU offset	Meas PSD [dBm/MHz]			DCCF	Direct. Gain [dBi]	Corr'd PSD e.i.r.p [dBm]	PSD e.i.r.p Limit [dBm/MHz]
					ANT1	ANT2	MIMO				
UNII-5	**15**	**6025**	**26T**	0L	-6.744	-5.536	-3.088	-	-0.18	-3.268	-1.00
				0U	**-6.357**	**-4.974**	**-2.600**	**-**	**-0.18**	**-2.780**	
				36U	-6.798	-5.954	-3.345	-	-0.18	-3.525	
			SU	-	-11.021	-11.116	-8.058	-	-0.18	-8.238	
	47	6185	26T	0L	-6.902	-5.402	-3.077	-	-0.18	-3.257	
				0U	-5.992	-5.890	-2.930	-	-0.18	-3.110	
				36U	-6.514	-6.959	-3.721	-	-0.18	-3.901	
			SU	-	-11.141	-10.950	-8.034	-	-0.18	-8.214	
	79	6345	26T	0L	-5.723	-6.860	-3.244	-	-0.18	-3.424	
				0U	-4.887	-6.545	-2.627	-	-0.18	-2.807	
				36U	-5.768	-7.066	-3.358	-	-0.18	-3.538	
			SU	-	-10.244	-12.276	-8.132	-	-0.18	-8.312	
UNII-6	111	6505	26T	0L	-5.676	-5.886	-2.769	-	-1.24	-4.009	
				0U	-5.153	-5.547	-2.335	-	-1.24	-3.575	
				36U	-5.605	-6.000	-2.788	-	-1.24	-4.028	
			SU	-	-10.742	-10.997	-7.857	-	-1.24	-9.097	
UNII-7	143	6665	26T	0L	-5.203	-6.137	-2.635	-	-1.29	-3.925	
				0U	-4.896	-5.871	-2.346	-	-1.29	-3.636	
				36U	-5.874	-6.685	-3.250	-	-1.29	-4.540	
			SU	-	-11.568	-10.301	-7.878	-	-1.29	-9.168	
	175	6825	26T	0L	-4.796	-6.849	-2.692	-	-1.29	-3.982	
				0U	-5.127	-5.948	-2.508	-	-1.29	-3.798	
				36U	-6.080	-5.975	-3.017	-	-1.29	-4.307	
			SU	-	-10.650	-11.187	-7.900	-	-1.29	-9.190	
UNII-8	207	6985	26T	0L	-5.705	-6.365	-3.012	-	-2.39	-5.402	
				0U	-5.801	-4.997	-2.370	-	-2.39	-4.760	
				36U	-6.012	-5.174	-2.563	-	-2.39	-4.953	
			SU	-	-10.171	-11.603	-7.818	-	-2.39	-10.208	

* Corr'd PSD e.i.r.p = ANT1 Meas PSD + Ant2 Meas PSD + DCCF + Directional Gain
* HE160 = HE80L + HE80U

UL Korea, Ltd. Suwon Laboratory FORM ID: FCC_15E(04)
218 Maeyeong-ro, Yeongtong-gu, Suwon-si, Gyeonggi-do, 16675, Korea TEL: (031) 337-9902 FAX: (031) 213-5433
UL Korea, Ltd. Confidential
This report shall not be reproduced except in full, without the written approval of UL Korea, Ltd.

10.1.6. PPSD PLOTS (WORST CASE)

UNII-5 & 6 & 7 & 8

ANT1	ANT2
802.11a / UNII-5 / CH 45 / 6175 MHz	
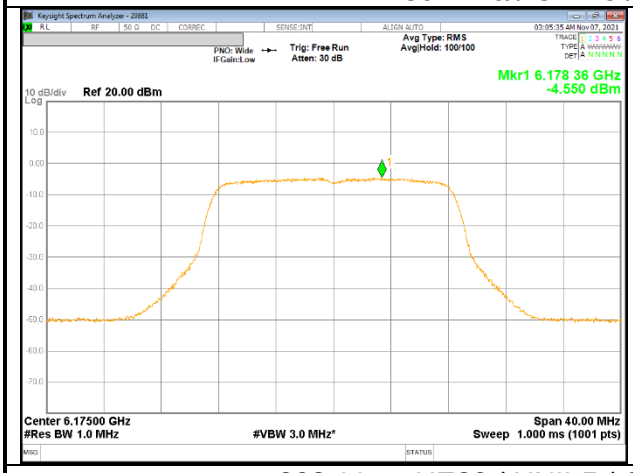	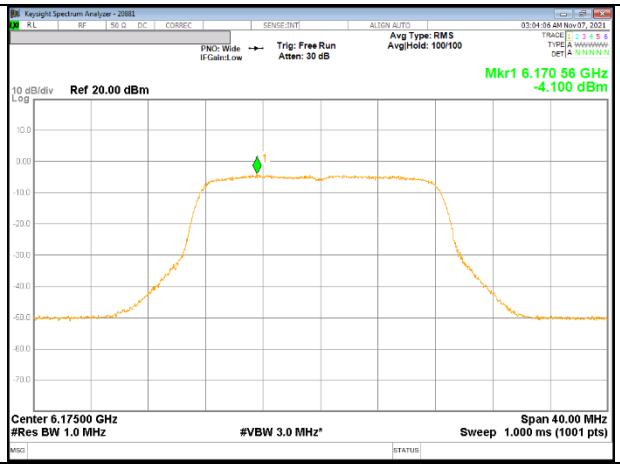
802.11 ax HE20 / UNII-5 / CH 1 / 5955 MHz / 26T (0RU)	
802.11 ax HE40 / U-NII-5 / CH 3 / 5965 MHz / SU	
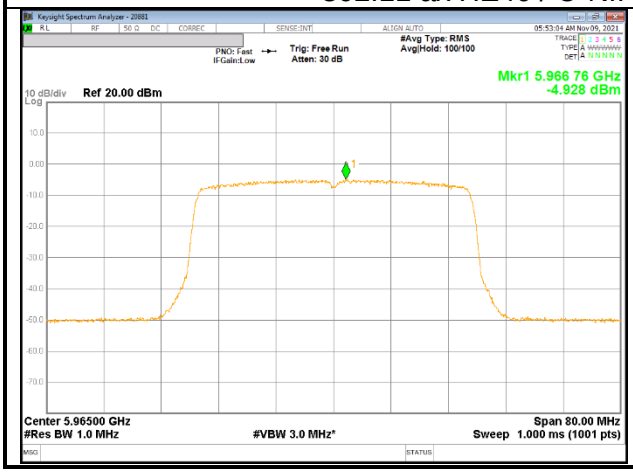	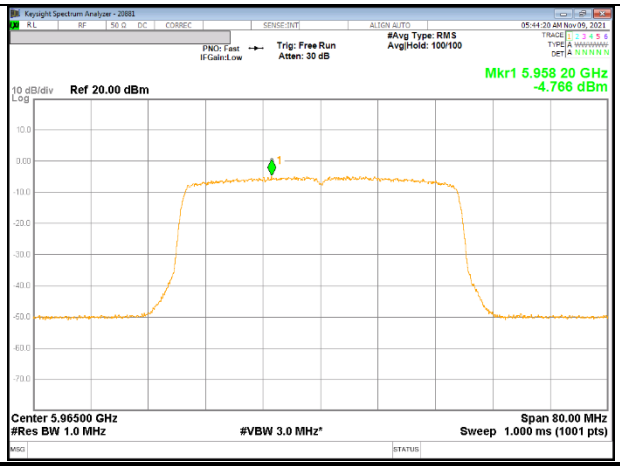

UL Korea, Ltd. Confidential
This report shall not be reproduced except in full, without the written approval of UL Korea, Ltd.

ANT1	ANT2
802.11 ax HE80 / U-NII-5 / CH 7 / 5985 MHz / 26T (0RU)	
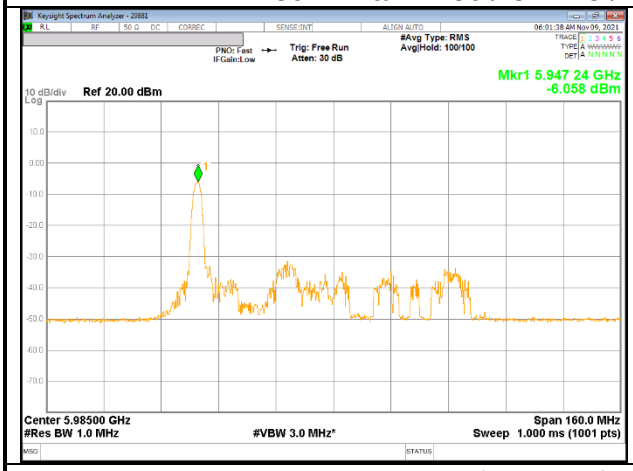	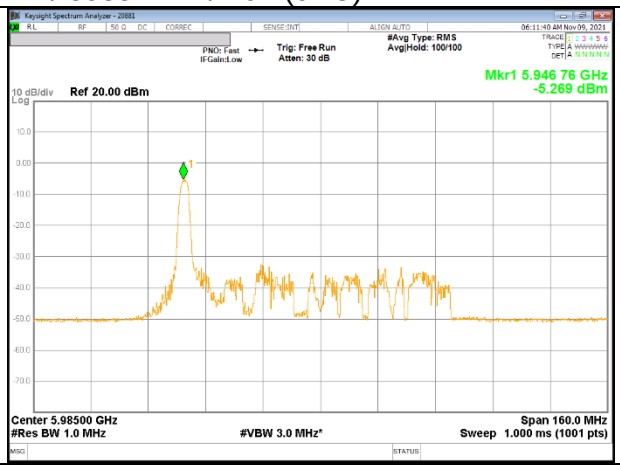
802.11 ax HE160 / U-NII-5 / CH 15 / 6025 MHz / 26T (0U RU)	
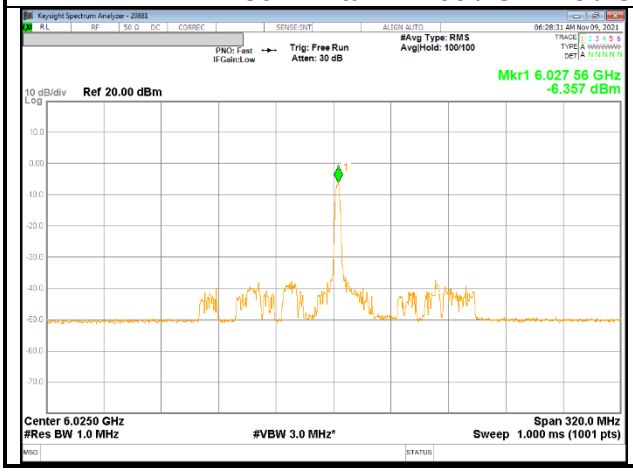	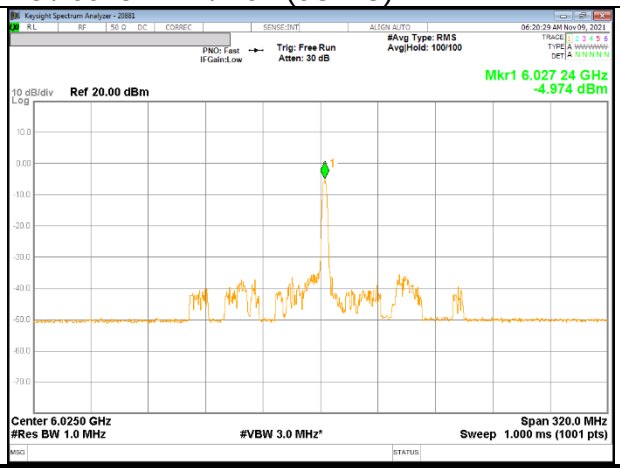

UL Korea, Ltd. Suwon Laboratory FORM ID: FCC_15E(04)
218 Maeyeong-ro, Yeongtong-gu, Suwon-si, Gyeonggi-do, 16675, Korea TEL: (031) 337-9902 FAX: (031) 213-5433
UL Korea, Ltd. Confidential
This report shall not be reproduced except in full, without the written approval of UL Korea, Ltd.

10.2. IN-BAND EMISSIONS

LIMITS

FCC §15.407 (b) (7)

For transmitters operating within the 5.925-7.125 GHz bands: Power spectral density must be suppressed by 20 dB at 1 MHz outside of channel edge, by 28 dB at one channel bandwidth from the channel center, and by 40 dB at one- and one-half times the channel bandwidth away from channel center. At frequencies between one megahertz outside an unlicensed device's channel edge and one channel bandwidth from the center of the channel, the limits must be linearly interpolated between 20 dB and 28 dB suppression, and at frequencies between one and one- and one-half times an unlicensed device's channel bandwidth, the limits must be linearly interpolated between 28 dB and 40 dB suppression. Emissions removed from the channel center by more than one- and one-half times the channel bandwidth must be suppressed by at least 40 dB.

TEST PROCEDURE

KDB 987594 D02

1. Connect output of antenna port to a spectrum analyzer, with appropriate attenuation, as to not damage the instrumentation.
2. Test reference level of the measuring equipment in accordance with procedure 4.1.5.2 of ANSI C63.10-2013.
3. Measure the 26dB EBW using the test procedure 12.4.1 of ANSI C63.10-2013.
4. Measure the PSD (which will be used for emissions mask reference) using the following procedure:
   a) Set the span to encompass the entire 26 dB EBW of the signal.
   b) Set RBW = same RBW used for 26 dB EBW measurement.
   c) Set VBW ≥ 3 X RBW
   d) Number of points in sweep ≥ [2 X span / RBW].
   e) Sweep time = auto.
   f) Detector = RMS (i.e., power averaging)
   g) Trace average at least 100 traces in power averaging (rms) mode.
   h) Use the peak search function on the instrument to find the peak of the spectrum.
5. For the purposes of developing the emission mask, the channel bandwidth is defined as the 26 dB EBW.
6. Using the measuring equipment limit line function, develop the emissions mask based on the following requirements. The emissions power spectral density must be reduced below the peak power spectral density (in dB) as follows:
   a) Suppressed by 20 dB at 1 MHz outside of the channel edge. (The channel edge is defined as the 26-dB point on either side of the carrier center frequency.)
   b) Suppressed by 28 dB at one channel bandwidth from the channel center.
   c) Suppressed by 40 dB at one- and one-half times the channel bandwidth from the channel center.
7. Adjust the span to encompass the entire mask as necessary.
8. Clear trace.
9. Trace average at least 100 traces in power averaging (rms) mode.
10. Adjust the reference level as necessary so that the crest of the channel touches the top of the emission mask.

UL Korea, Ltd. Suwon Laboratory FORM ID: FCC_15E(04)
218 Maeyeong-ro, Yeongtong-gu, Suwon-si, Gyeonggi-do, 16675, Korea TEL: (031) 337-9902 FAX: (031) 213-5433
UL Korea, Ltd. Confidential
This report shall not be reproduced except in full, without the written approval of UL Korea, Ltd.

10.2.1. 802.11 a MODE

802.11 a / UNII-5

ANT1	ANT2

CH 1_5955 MHz

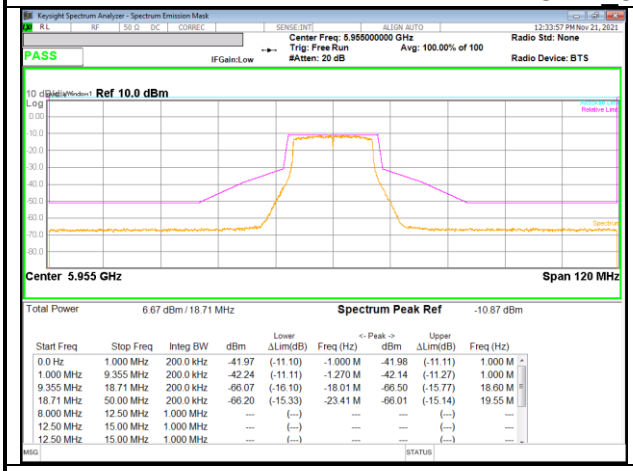

Start Freq	Stop Freq	Integ BW	dBm	Lower ΔLim(dB)	Freq (Hz)	<- Peak -> dBm	Upper ΔLim(dB)	Freq (Hz)
0.0 Hz	1.000 MHz	200.0 kHz	-41.97	(-11.10)	-1.000 M	-41.98	(-11.11)	1.000 M
1.000 MHz	9.355 MHz	200.0 kHz	-42.24	(-11.11)	-1.270 M	-42.14	(-11.27)	1.000 M
9.355 MHz	18.71 MHz	200.0 kHz	-66.07	(-16.10)	-18.01 M	-66.50	(-15.77)	18.60 M
18.71 MHz	50.00 MHz	200.0 kHz	-66.20	(-15.33)	-23.41 M	-66.01	(-15.14)	19.55 M
8.000 MHz	12.50 MHz	1.000 MHz	---	(---)	---	---	(---)	---
12.50 MHz	15.00 MHz	1.000 MHz	---	(---)	---	---	(---)	---
12.50 MHz	15.00 MHz	1.000 MHz	---	(---)	---	---	(---)	---

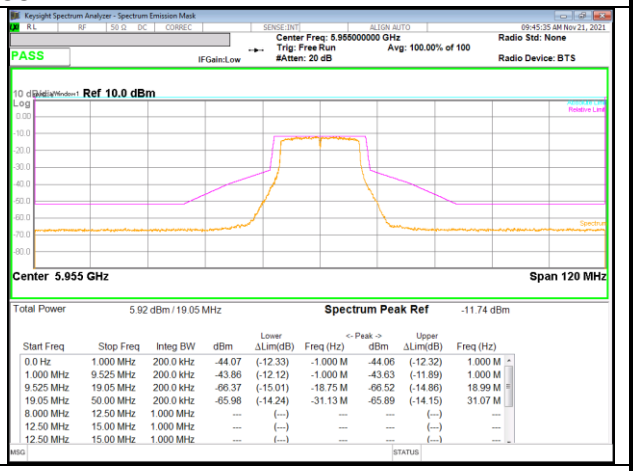

Start Freq	Stop Freq	Integ BW	dBm	Lower ΔLim(dB)	Freq (Hz)	<- Peak -> dBm	Upper ΔLim(dB)	Freq (Hz)
0.0 Hz	1.000 MHz	200.0 kHz	-44.07	(-12.33)	-1.000 M	-44.06	(-12.32)	1.000 M
1.000 MHz	9.525 MHz	200.0 kHz	-43.86	(-12.12)	-1.000 M	-43.63	(-11.89)	1.000 M
9.525 MHz	19.05 MHz	200.0 kHz	-66.37	(-15.01)	-18.75 M	-66.52	(-14.86)	18.99 M
19.05 MHz	50.00 MHz	200.0 kHz	-65.98	(-14.24)	-31.13 M	-65.89	(-14.15)	31.07 M
8.000 MHz	12.50 MHz	1.000 MHz	---	(---)	---	---	(---)	---
12.50 MHz	15.00 MHz	1.000 MHz	---	(---)	---	---	(---)	---
12.50 MHz	15.00 MHz	1.000 MHz	---	(---)	---	---	(---)	---

CH 45_6175 MHz

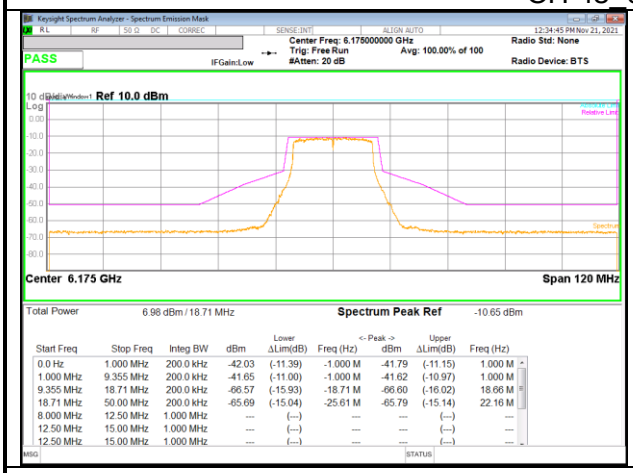

Start Freq	Stop Freq	Integ BW	dBm	Lower ΔLim(dB)	Freq (Hz)	<- Peak -> dBm	Upper ΔLim(dB)	Freq (Hz)
0.0 Hz	1.000 MHz	200.0 kHz	-42.03	(-11.39)	-1.000 M	-41.79	(-11.15)	1.000 M
1.000 MHz	9.355 MHz	200.0 kHz	-41.65	(-11.00)	-1.000 M	-41.62	(-10.97)	1.000 M
9.355 MHz	18.71 MHz	200.0 kHz	-66.57	(-15.93)	-18.71 M	-66.60	(-16.02)	18.66 M
18.71 MHz	50.00 MHz	200.0 kHz	-65.69	(-15.04)	-25.61 M	-65.79	(-15.14)	22.16 M
8.000 MHz	12.50 MHz	1.000 MHz	---	(---)	---	---	(---)	---
12.50 MHz	15.00 MHz	1.000 MHz	---	(---)	---	---	(---)	---
12.50 MHz	15.00 MHz	1.000 MHz	---	(---)	---	---	(---)	---

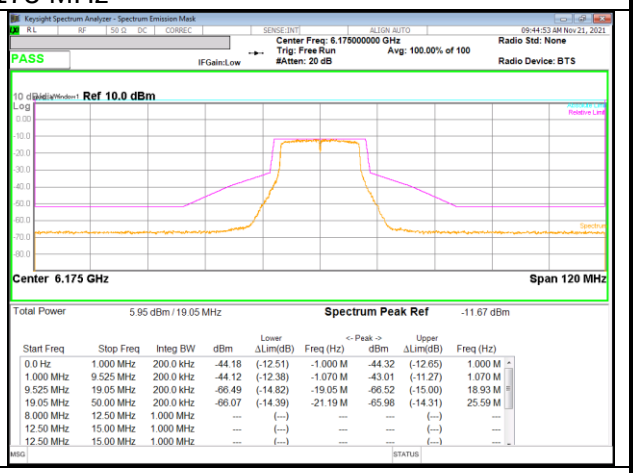

Start Freq	Stop Freq	Integ BW	dBm	Lower ΔLim(dB)	Freq (Hz)	<- Peak -> dBm	Upper ΔLim(dB)	Freq (Hz)
0.0 Hz	1.000 MHz	200.0 kHz	-44.18	(-12.51)	-1.000 M	-44.32	(-12.65)	1.000 M
1.000 MHz	9.525 MHz	200.0 kHz	-44.12	(-12.38)	-1.070 M	-43.01	(-11.27)	1.070 M
9.525 MHz	19.05 MHz	200.0 kHz	-66.49	(-14.82)	-19.05 M	-66.52	(-15.00)	18.93 M
19.05 MHz	50.00 MHz	200.0 kHz	-66.07	(-14.39)	-21.19 M	-65.98	(-14.31)	25.59 M
8.000 MHz	12.50 MHz	1.000 MHz	---	(---)	---	---	(---)	---
12.50 MHz	15.00 MHz	1.000 MHz	---	(---)	---	---	(---)	---
12.50 MHz	15.00 MHz	1.000 MHz	---	(---)	---	---	(---)	---

CH 93_6415 MHz

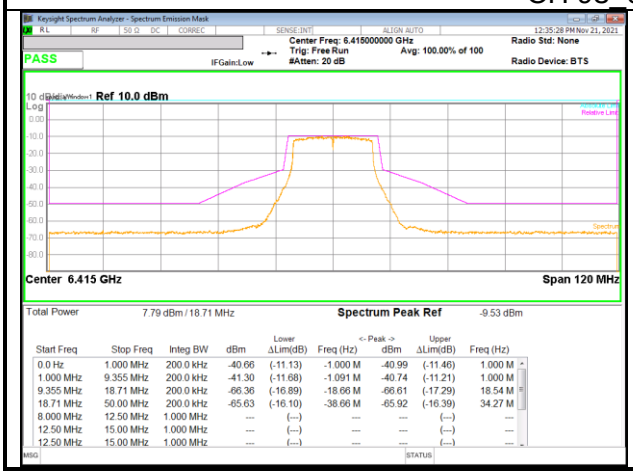

Start Freq	Stop Freq	Integ BW	dBm	Lower ΔLim(dB)	Freq (Hz)	<- Peak -> dBm	Upper ΔLim(dB)	Freq (Hz)
0.0 Hz	1.000 MHz	200.0 kHz	-40.66	(-11.13)	-1.000 M	-40.99	(-11.46)	1.000 M
1.000 MHz	9.355 MHz	200.0 kHz	-41.30	(-11.68)	-1.091 M	-40.74	(-11.21)	1.000 M
9.355 MHz	18.71 MHz	200.0 kHz	-66.36	(-16.89)	-18.66 M	-66.61	(-17.29)	18.54 M
18.71 MHz	50.00 MHz	200.0 kHz	-65.63	(-16.10)	-38.66 M	-65.92	(-16.39)	34.27 M
8.000 MHz	12.50 MHz	1.000 MHz	---	(---)	---	---	(---)	---
12.50 MHz	15.00 MHz	1.000 MHz	---	(---)	---	---	(---)	---
12.50 MHz	15.00 MHz	1.000 MHz	---	(---)	---	---	(---)	---

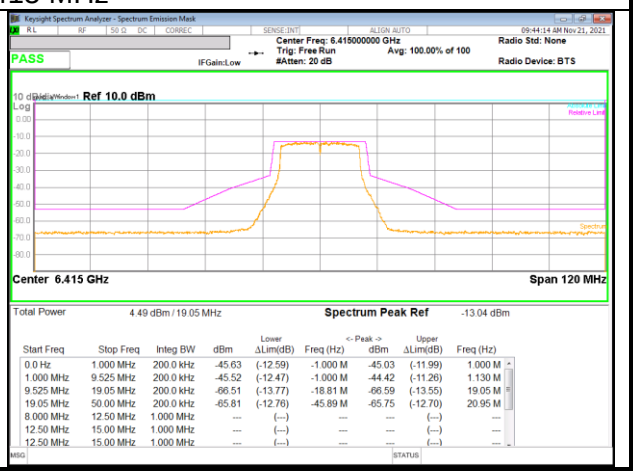

Start Freq	Stop Freq	Integ BW	dBm	Lower ΔLim(dB)	Freq (Hz)	<- Peak -> dBm	Upper ΔLim(dB)	Freq (Hz)
0.0 Hz	1.000 MHz	200.0 kHz	-45.63	(-12.59)	-1.000 M	-45.03	(-11.99)	1.000 M
1.000 MHz	9.525 MHz	200.0 kHz	-45.52	(-12.47)	-1.000 M	-44.42	(-11.26)	1.130 M
9.525 MHz	19.05 MHz	200.0 kHz	-66.51	(-13.77)	-18.81 M	-66.59	(-13.55)	19.05 M
19.05 MHz	50.00 MHz	200.0 kHz	-65.81	(-12.76)	-45.89 M	-65.75	(-12.70)	20.95 M
8.000 MHz	12.50 MHz	1.000 MHz	---	(---)	---	---	(---)	---
12.50 MHz	15.00 MHz	1.000 MHz	---	(---)	---	---	(---)	---
12.50 MHz	15.00 MHz	1.000 MHz	---	(---)	---	---	(---)	---

UL Korea, Ltd. Confidential
This report shall not be reproduced except in full, without the written approval of UL Korea, Ltd.

802.11 a / UNII-6

ANT1

CH 97_6435 MHz

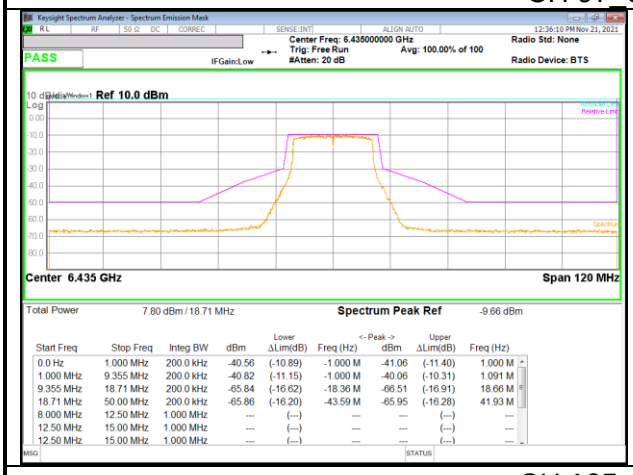

Start Freq	Stop Freq	Integ BW	dBm	Lower ΔLim(dB)	Freq (Hz)	<- Peak -> dBm	Upper ΔLim(dB)	Freq (Hz)
0.0 Hz	1.000 MHz	200.0 kHz	-40.56	(-10.89)	-1.000 M	-41.06	(-11.40)	1.000 M
1.000 MHz	9.355 MHz	200.0 kHz	-40.82	(-11.15)	-1.000 M	-40.06	(-10.31)	1.091 M
9.355 MHz	18.71 MHz	200.0 kHz	-65.84	(-16.62)	-18.36 M	-66.51	(-16.91)	18.66 M
18.71 MHz	50.00 MHz	200.0 kHz	-65.86	(-16.20)	-43.59 M	-65.95	(-16.28)	41.93 M
8.000 MHz	12.50 MHz	1.000 MHz	---	(---)	---	---	(---)	---
12.50 MHz	15.00 MHz	1.000 MHz	---	(---)	---	---	(---)	---
12.50 MHz	15.00 MHz	1.000 MHz	---	(---)	---	---	(---)	---

ANT2

CH 97_6435 MHz

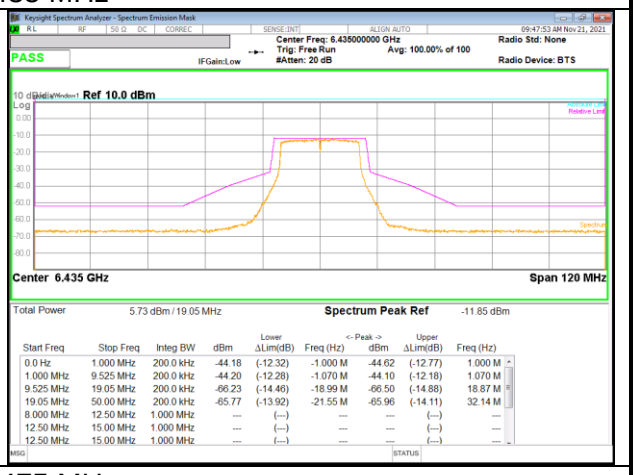

Start Freq	Stop Freq	Integ BW	dBm	Lower ΔLim(dB)	Freq (Hz)	<- Peak -> dBm	Upper ΔLim(dB)	Freq (Hz)
0.0 Hz	1.000 MHz	200.0 kHz	-44.18	(-12.32)	-1.000 M	-44.62	(-12.77)	1.000 M
1.000 MHz	9.525 MHz	200.0 kHz	-44.20	(-12.28)	-1.070 M	-44.10	(-12.18)	1.070 M
9.525 MHz	19.05 MHz	200.0 kHz	-66.23	(-14.46)	-18.99 M	-66.50	(-14.88)	18.87 M
19.05 MHz	50.00 MHz	200.0 kHz	-65.77	(-13.92)	-21.55 M	-65.96	(-14.11)	32.14 M
8.000 MHz	12.50 MHz	1.000 MHz	---	(---)	---	---	(---)	---
12.50 MHz	15.00 MHz	1.000 MHz	---	(---)	---	---	(---)	---
12.50 MHz	15.00 MHz	1.000 MHz	---	(---)	---	---	(---)	---

CH 105_6475 MHz

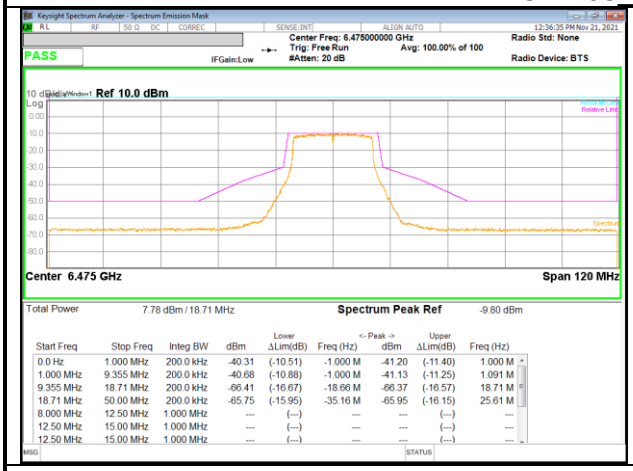

Start Freq	Stop Freq	Integ BW	dBm	Lower ΔLim(dB)	Freq (Hz)	<- Peak -> dBm	Upper ΔLim(dB)	Freq (Hz)
0.0 Hz	1.000 MHz	200.0 kHz	-40.31	(-10.51)	-1.000 M	-41.20	(-11.40)	1.000 M
1.000 MHz	9.355 MHz	200.0 kHz	-40.68	(-10.88)	-1.000 M	-41.13	(-11.25)	1.091 M
9.355 MHz	18.71 MHz	200.0 kHz	-66.41	(-16.67)	-18.66 M	-66.37	(-16.57)	18.71 M
18.71 MHz	50.00 MHz	200.0 kHz	-65.75	(-15.95)	-35.16 M	-65.95	(-16.15)	25.61 M
8.000 MHz	12.50 MHz	1.000 MHz	---	(---)	---	---	(---)	---
12.50 MHz	15.00 MHz	1.000 MHz	---	(---)	---	---	(---)	---
12.50 MHz	15.00 MHz	1.000 MHz	---	(---)	---	---	(---)	---

CH 105_6475 MHz

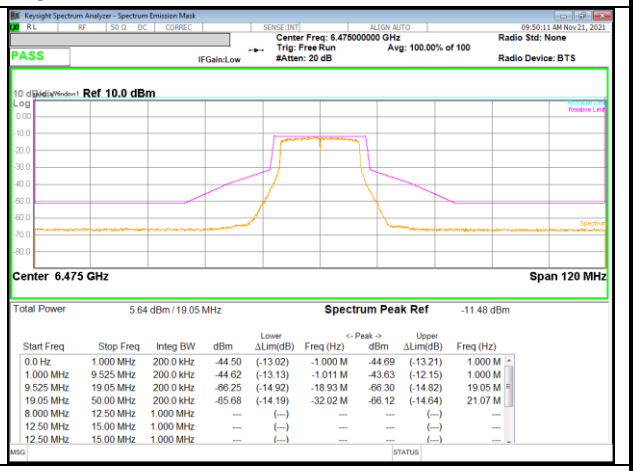

Start Freq	Stop Freq	Integ BW	dBm	Lower ΔLim(dB)	Freq (Hz)	<- Peak -> dBm	Upper ΔLim(dB)	Freq (Hz)
0.0 Hz	1.000 MHz	200.0 kHz	-44.50	(-13.02)	-1.000 M	-44.69	(-13.21)	1.000 M
1.000 MHz	9.525 MHz	200.0 kHz	-44.62	(-13.13)	-1.011 M	-43.63	(-12.15)	1.000 M
9.525 MHz	19.05 MHz	200.0 kHz	-66.25	(-14.92)	-18.93 M	-66.30	(-14.82)	19.05 M
19.05 MHz	50.00 MHz	200.0 kHz	-65.68	(-14.19)	-32.02 M	-66.12	(-14.64)	21.07 M
8.000 MHz	12.50 MHz	1.000 MHz	---	(---)	---	---	(---)	---
12.50 MHz	15.00 MHz	1.000 MHz	---	(---)	---	---	(---)	---
12.50 MHz	15.00 MHz	1.000 MHz	---	(---)	---	---	(---)	---

CH 113 6515 MHz

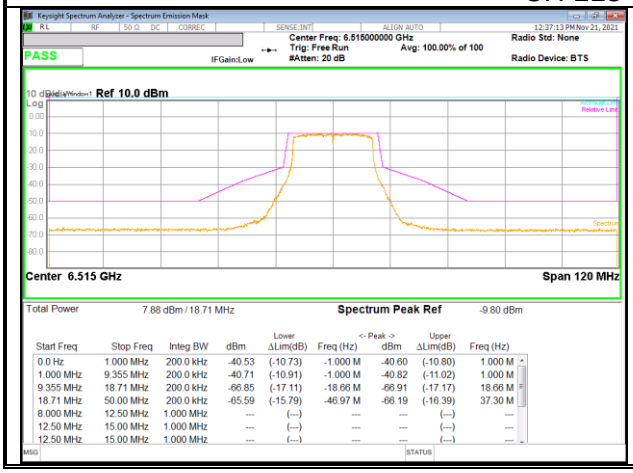

Start Freq	Stop Freq	Integ BW	dBm	Lower ΔLim(dB)	Freq (Hz)	<- Peak -> dBm	Upper ΔLim(dB)	Freq (Hz)
0.0 Hz	1.000 MHz	200.0 kHz	-40.53	(-10.73)	-1.000 M	-40.60	(-10.80)	1.000 M
1.000 MHz	9.355 MHz	200.0 kHz	-40.71	(-10.91)	-1.000 M	-40.82	(-11.02)	1.000 M
9.355 MHz	18.71 MHz	200.0 kHz	-66.85	(-17.11)	-18.66 M	-66.91	(-17.17)	18.66 M
18.71 MHz	50.00 MHz	200.0 kHz	-65.59	(-15.79)	-46.97 M	-66.19	(-16.39)	37.30 M
8.000 MHz	12.50 MHz	1.000 MHz	---	(---)	---	---	(---)	---
12.50 MHz	15.00 MHz	1.000 MHz	---	(---)	---	---	(---)	---
12.50 MHz	15.00 MHz	1.000 MHz	---	(---)	---	---	(---)	---

CH 113 6515 MHz

Start Freq	Stop Freq	Integ BW	dBm	Lower ΔLim(dB)	Freq (Hz)	<- Peak -> dBm	Upper ΔLim(dB)	Freq (Hz)
0.0 Hz	1.000 MHz	200.0 kHz	-43.36	(-12.28)	-1.000 M	-44.01	(-12.93)	1.000 M
1.000 MHz	9.525 MHz	200.0 kHz	-43.23	(-12.02)	-1.130 M	-43.05	(-11.96)	1.011 M
9.525 MHz	19.05 MHz	200.0 kHz	-66.45	(-15.90)	-18.63 M	-66.23	(-15.23)	18.99 M
19.05 MHz	50.00 MHz	200.0 kHz	-65.81	(-14.73)	-26.67 M	-66.05	(-14.96)	27.20 M
8.000 MHz	12.50 MHz	1.000 MHz	---	(---)	---	---	(---)	---
12.50 MHz	15.00 MHz	1.000 MHz	---	(---)	---	---	(---)	---
12.50 MHz	15.00 MHz	1.000 MHz	---	(---)	---	---	(---)	---

UL Korea, Ltd. Confidential
This report shall not be reproduced except in full, without the written approval of UL Korea, Ltd.

802.11 a / UNII-7

ANT1

CH 117_6535 MHz

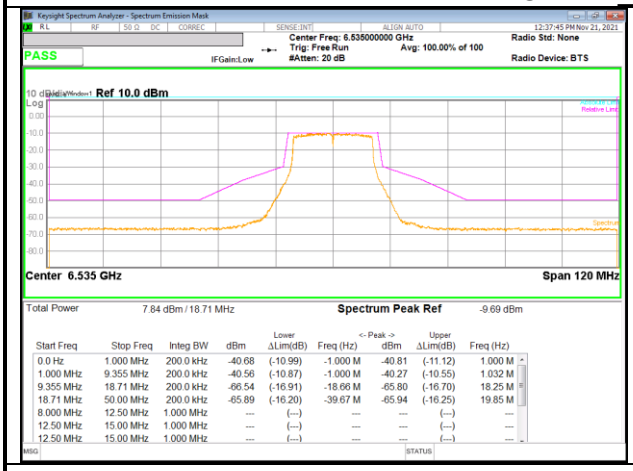

Start Freq	Stop Freq	Integ BW	dBm	Lower ΔLim(dB)	Freq (Hz)	<- Peak -> dBm	Upper ΔLim(dB)	Freq (Hz)
0.0 Hz	1.000 MHz	200.0 kHz	-40.68	(-10.99)	-1.000 M	-40.81	(-11.12)	1.000 M
1.000 MHz	9.355 MHz	200.0 kHz	-40.56	(-10.87)	-1.000 M	-40.27	(-10.55)	1.032 M
9.355 MHz	18.71 MHz	200.0 kHz	-66.54	(-16.91)	-18.66 M	-65.80	(-16.70)	18.25 M
18.71 MHz	50.00 MHz	200.0 kHz	-65.89	(-16.20)	-39.67 M	-65.94	(-16.25)	19.85 M
8.000 MHz	12.50 MHz	1.000 MHz	---	(---)	---	---	(---)	---
12.50 MHz	15.00 MHz	1.000 MHz	---	(---)	---	---	(---)	---
12.50 MHz	15.00 MHz	1.000 MHz	---	(---)	---	---	(---)	---

ANT2

CH 117_6535 MHz

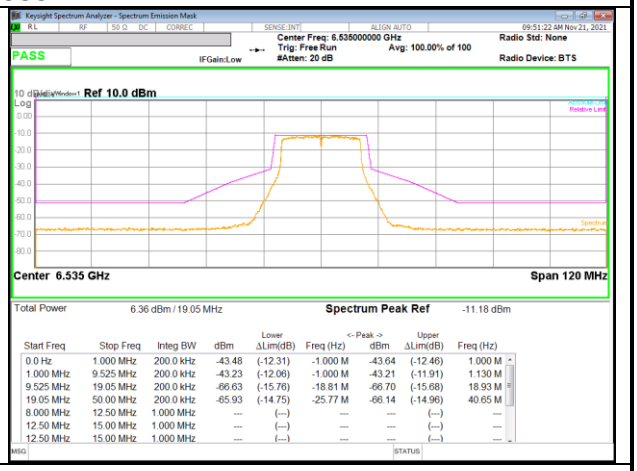

Start Freq	Stop Freq	Integ BW	dBm	Lower ΔLim(dB)	Freq (Hz)	<- Peak -> dBm	Upper ΔLim(dB)	Freq (Hz)
0.0 Hz	1.000 MHz	200.0 kHz	-43.48	(-12.31)	-1.000 M	-43.64	(-12.46)	1.000 M
1.000 MHz	9.525 MHz	200.0 kHz	-43.23	(-12.06)	-1.000 M	-43.21	(-11.91)	1.130 M
9.525 MHz	19.05 MHz	200.0 kHz	-66.63	(-15.76)	-18.81 M	-66.70	(-15.68)	18.93 M
19.05 MHz	50.00 MHz	200.0 kHz	-65.93	(-14.75)	-25.77 M	-66.14	(-14.96)	40.65 M
8.000 MHz	12.50 MHz	1.000 MHz	---	(---)	---	---	(---)	---
12.50 MHz	15.00 MHz	1.000 MHz	---	(---)	---	---	(---)	---
12.50 MHz	15.00 MHz	1.000 MHz	---	(---)	---	---	(---)	---

CH 149_6695 MHz

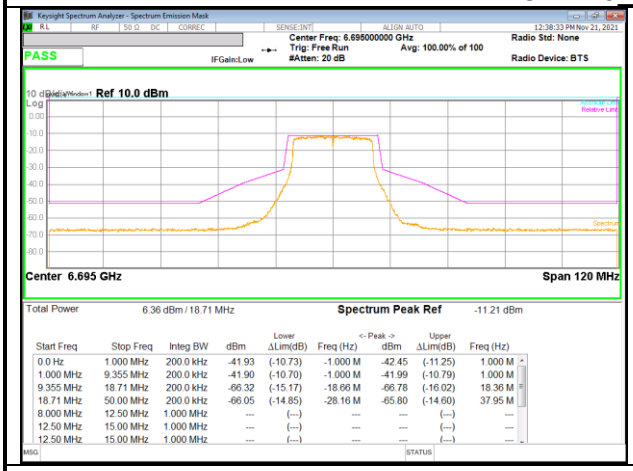

Start Freq	Stop Freq	Integ BW	dBm	Lower ΔLim(dB)	Freq (Hz)	<- Peak -> dBm	Upper ΔLim(dB)	Freq (Hz)
0.0 Hz	1.000 MHz	200.0 kHz	-41.93	(-10.73)	-1.000 M	-42.45	(-11.25)	1.000 M
1.000 MHz	9.355 MHz	200.0 kHz	-41.90	(-10.70)	-1.000 M	-41.99	(-10.79)	1.000 M
9.355 MHz	18.71 MHz	200.0 kHz	-66.32	(-15.17)	-18.66 M	-66.78	(-16.02)	18.36 M
18.71 MHz	50.00 MHz	200.0 kHz	-66.05	(-14.85)	-28.16 M	-65.80	(-14.60)	37.95 M
8.000 MHz	12.50 MHz	1.000 MHz	---	(---)	---	---	(---)	---
12.50 MHz	15.00 MHz	1.000 MHz	---	(---)	---	---	(---)	---
12.50 MHz	15.00 MHz	1.000 MHz	---	(---)	---	---	(---)	---

CH 149_6695 MHz

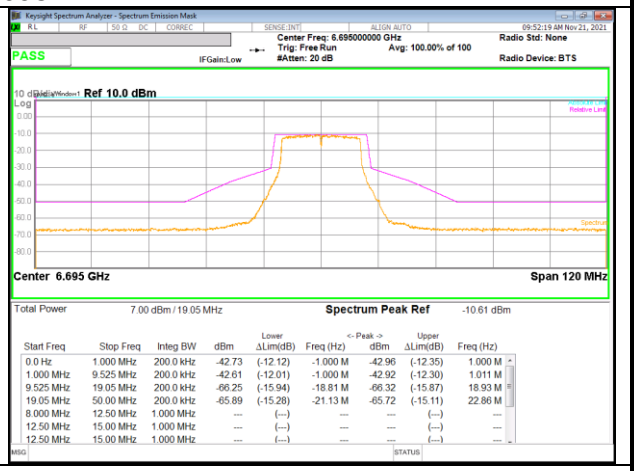

Start Freq	Stop Freq	Integ BW	dBm	Lower ΔLim(dB)	Freq (Hz)	<- Peak -> dBm	Upper ΔLim(dB)	Freq (Hz)
0.0 Hz	1.000 MHz	200.0 kHz	-42.73	(-12.12)	-1.000 M	-42.96	(-12.35)	1.000 M
1.000 MHz	9.525 MHz	200.0 kHz	-42.61	(-12.01)	-1.000 M	-42.92	(-12.30)	1.011 M
9.525 MHz	19.05 MHz	200.0 kHz	-66.25	(-15.94)	-18.81 M	-66.32	(-15.87)	18.93 M
19.05 MHz	50.00 MHz	200.0 kHz	-65.89	(-15.28)	-21.13 M	-65.72	(-15.11)	22.86 M
8.000 MHz	12.50 MHz	1.000 MHz	---	(---)	---	---	(---)	---
12.50 MHz	15.00 MHz	1.000 MHz	---	(---)	---	---	(---)	---
12.50 MHz	15.00 MHz	1.000 MHz	---	(---)	---	---	(---)	---

CH 185 6875 MHz

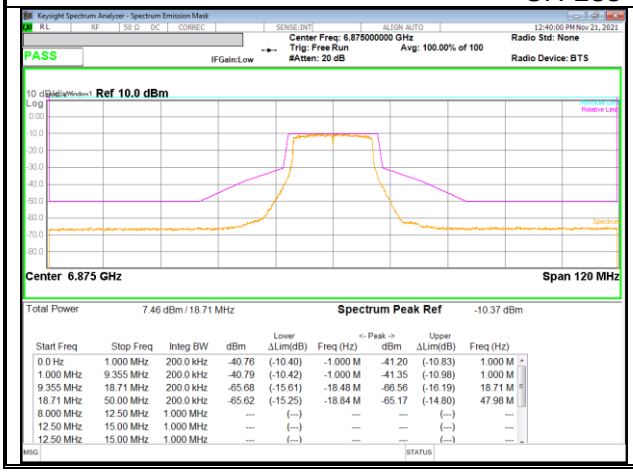

Start Freq	Stop Freq	Integ BW	dBm	Lower ΔLim(dB)	Freq (Hz)	<- Peak -> dBm	Upper ΔLim(dB)	Freq (Hz)
0.0 Hz	1.000 MHz	200.0 kHz	-40.76	(-10.40)	-1.000 M	-41.20	(-10.83)	1.000 M
1.000 MHz	9.355 MHz	200.0 kHz	-40.79	(-10.42)	-1.000 M	-41.35	(-10.98)	1.000 M
9.355 MHz	18.71 MHz	200.0 kHz	-65.68	(-15.61)	-18.48 M	-66.56	(-16.19)	18.71 M
18.71 MHz	50.00 MHz	200.0 kHz	-65.62	(-15.25)	-18.84 M	-65.17	(-14.80)	47.98 M
8.000 MHz	12.50 MHz	1.000 MHz	---	(---)	---	---	(---)	---
12.50 MHz	15.00 MHz	1.000 MHz	---	(---)	---	---	(---)	---
12.50 MHz	15.00 MHz	1.000 MHz	---	(---)	---	---	(---)	---

CH 185 6875 MHz

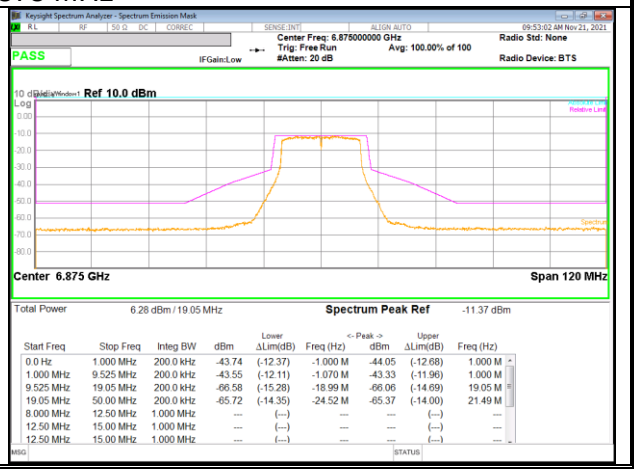

Start Freq	Stop Freq	Integ BW	dBm	Lower ΔLim(dB)	Freq (Hz)	<- Peak -> dBm	Upper ΔLim(dB)	Freq (Hz)
0.0 Hz	1.000 MHz	200.0 kHz	-43.74	(-12.37)	-1.000 M	-44.05	(-12.68)	1.000 M
1.000 MHz	9.525 MHz	200.0 kHz	-43.55	(-12.11)	-1.070 M	-43.33	(-11.96)	1.000 M
9.525 MHz	19.05 MHz	200.0 kHz	-66.58	(-15.28)	-18.99 M	-66.06	(-14.69)	19.05 M
19.05 MHz	50.00 MHz	200.0 kHz	-65.72	(-14.35)	-24.52 M	-65.37	(-14.00)	21.49 M
8.000 MHz	12.50 MHz	1.000 MHz	---	(---)	---	---	(---)	---
12.50 MHz	15.00 MHz	1.000 MHz	---	(---)	---	---	(---)	---
12.50 MHz	15.00 MHz	1.000 MHz	---	(---)	---	---	(---)	---

UL Korea, Ltd. Confidential
This report shall not be reproduced except in full, without the written approval of UL Korea, Ltd.

802.11 a / UNII-8

ANT1

CH 189_6895 MHz

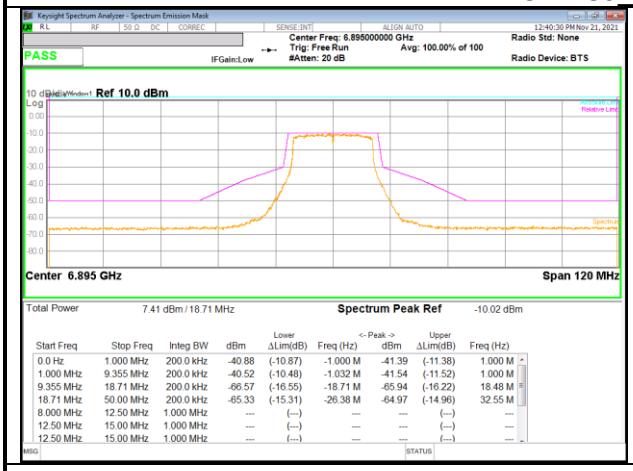

Start Freq	Stop Freq	Integ BW	dBm	Lower ΔLim(dB)	Freq (Hz)	<- Peak -> dBm	Upper ΔLim(dB)	Freq (Hz)
0.0 Hz	1.000 MHz	200.0 kHz	-40.88	(-10.87)	-1.000 M	-41.39	(-11.38)	1.000 M
1.000 MHz	9.355 MHz	200.0 kHz	-40.52	(-10.48)	-1.032 M	-41.54	(-11.52)	1.000 M
9.355 MHz	18.71 MHz	200.0 kHz	-66.57	(-16.55)	-18.71 M	-65.94	(-16.22)	18.48 M
18.71 MHz	50.00 MHz	200.0 kHz	-65.33	(-15.31)	-26.38 M	-64.97	(-14.96)	32.55 M
8.000 MHz	12.50 MHz	1.000 MHz	---	(---)	---	---	(---)	---
12.50 MHz	15.00 MHz	1.000 MHz	---	(---)	---	---	(---)	---
12.50 MHz	15.00 MHz	1.000 MHz	---	(---)	---	---	(---)	---

ANT2

CH 189_6895 MHz

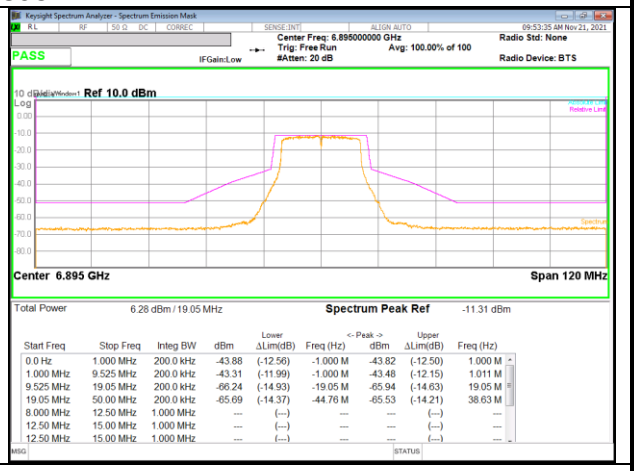

Start Freq	Stop Freq	Integ BW	dBm	Lower ΔLim(dB)	Freq (Hz)	<- Peak -> dBm	Upper ΔLim(dB)	Freq (Hz)
0.0 Hz	1.000 MHz	200.0 kHz	-43.88	(-12.56)	-1.000 M	-43.82	(-12.50)	1.000 M
1.000 MHz	9.525 MHz	200.0 kHz	-43.31	(-11.99)	-1.000 M	-43.48	(-12.15)	1.011 M
9.525 MHz	19.05 MHz	200.0 kHz	-66.24	(-14.93)	-19.05 M	-65.94	(-14.63)	19.05 M
19.05 MHz	50.00 MHz	200.0 kHz	-65.69	(-14.37)	-44.76 M	-65.53	(-14.21)	38.63 M
8.000 MHz	12.50 MHz	1.000 MHz	---	(---)	---	---	(---)	---
12.50 MHz	15.00 MHz	1.000 MHz	---	(---)	---	---	(---)	---
12.50 MHz	15.00 MHz	1.000 MHz	---	(---)	---	---	(---)	---

CH 209_6995 MHz

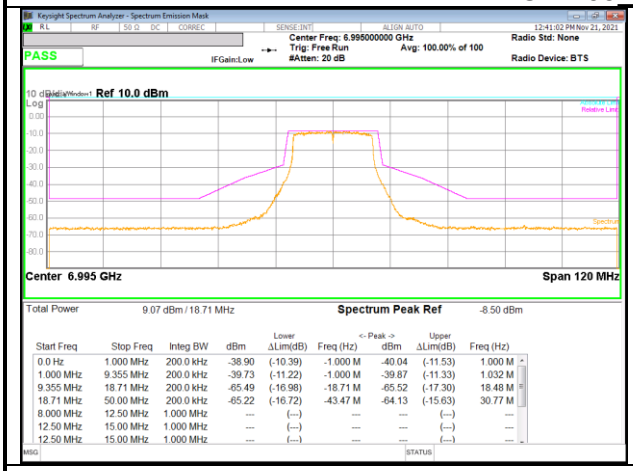

Start Freq	Stop Freq	Integ BW	dBm	Lower ΔLim(dB)	Freq (Hz)	<- Peak -> dBm	Upper ΔLim(dB)	Freq (Hz)
0.0 Hz	1.000 MHz	200.0 kHz	-38.90	(-10.39)	-1.000 M	-40.04	(-11.53)	1.000 M
1.000 MHz	9.355 MHz	200.0 kHz	-39.73	(-11.22)	-1.000 M	-39.87	(-11.33)	1.032 M
9.355 MHz	18.71 MHz	200.0 kHz	-65.49	(-16.98)	-18.71 M	-65.52	(-17.30)	18.48 M
18.71 MHz	50.00 MHz	200.0 kHz	-65.22	(-16.72)	-43.47 M	-64.13	(-15.63)	30.77 M
8.000 MHz	12.50 MHz	1.000 MHz	---	(---)	---	---	(---)	---
12.50 MHz	15.00 MHz	1.000 MHz	---	(---)	---	---	(---)	---
12.50 MHz	15.00 MHz	1.000 MHz	---	(---)	---	---	(---)	---

CH 209_6995 MHz

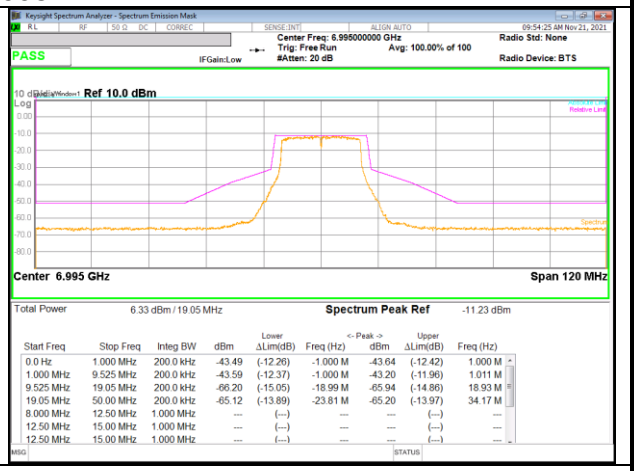

Start Freq	Stop Freq	Integ BW	dBm	Lower ΔLim(dB)	Freq (Hz)	<- Peak -> dBm	Upper ΔLim(dB)	Freq (Hz)
0.0 Hz	1.000 MHz	200.0 kHz	-43.49	(-12.26)	-1.000 M	-43.64	(-12.42)	1.000 M
1.000 MHz	9.525 MHz	200.0 kHz	-43.59	(-12.37)	-1.000 M	-43.20	(-11.96)	1.011 M
9.525 MHz	19.05 MHz	200.0 kHz	-66.20	(-15.05)	-18.99 M	-65.94	(-14.86)	18.93 M
19.05 MHz	50.00 MHz	200.0 kHz	-65.12	(-13.89)	-23.81 M	-65.20	(-13.97)	34.17 M
8.000 MHz	12.50 MHz	1.000 MHz	---	(---)	---	---	(---)	---
12.50 MHz	15.00 MHz	1.000 MHz	---	(---)	---	---	(---)	---
12.50 MHz	15.00 MHz	1.000 MHz	---	(---)	---	---	(---)	---

CH 233 7115 MHz

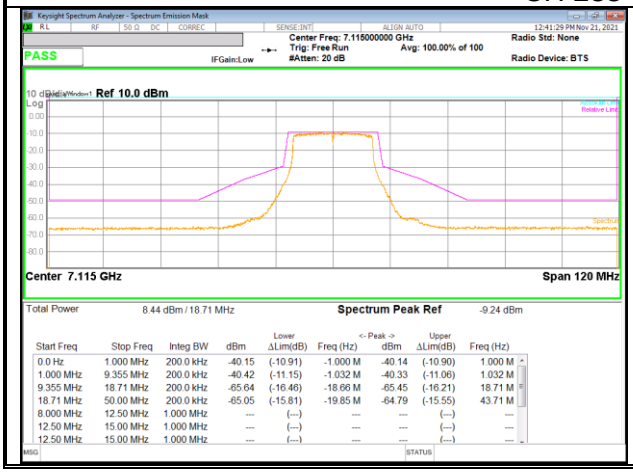

Start Freq	Stop Freq	Integ BW	dBm	Lower ΔLim(dB)	Freq (Hz)	<- Peak -> dBm	Upper ΔLim(dB)	Freq (Hz)
0.0 Hz	1.000 MHz	200.0 kHz	-40.15	(-10.91)	-1.000 M	-40.14	(-10.90)	1.000 M
1.000 MHz	9.355 MHz	200.0 kHz	-40.42	(-11.15)	-1.032 M	-40.33	(-11.06)	1.032 M
9.355 MHz	18.71 MHz	200.0 kHz	-65.64	(-16.46)	-18.66 M	-65.45	(-16.21)	18.71 M
18.71 MHz	50.00 MHz	200.0 kHz	-65.05	(-15.81)	-19.85 M	-64.79	(-15.55)	43.71 M
8.000 MHz	12.50 MHz	1.000 MHz	---	(---)	---	---	(---)	---
12.50 MHz	15.00 MHz	1.000 MHz	---	(---)	---	---	(---)	---
12.50 MHz	15.00 MHz	1.000 MHz	---	(---)	---	---	(---)	---

CH 233 7115 MHz

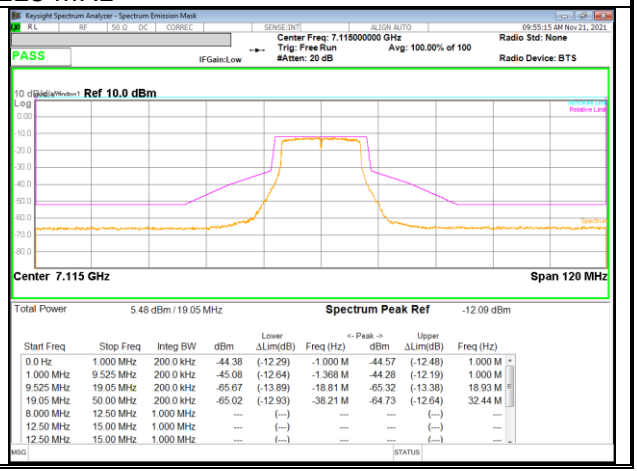

Start Freq	Stop Freq	Integ BW	dBm	Lower ΔLim(dB)	Freq (Hz)	<- Peak -> dBm	Upper ΔLim(dB)	Freq (Hz)
0.0 Hz	1.000 MHz	200.0 kHz	-44.38	(-12.29)	-1.000 M	-44.57	(-12.48)	1.000 M
1.000 MHz	9.525 MHz	200.0 kHz	-45.08	(-12.64)	-1.368 M	-44.28	(-12.19)	1.000 M
9.525 MHz	19.05 MHz	200.0 kHz	-65.67	(-13.89)	-18.81 M	-65.32	(-13.38)	18.93 M
19.05 MHz	50.00 MHz	200.0 kHz	-65.02	(-12.93)	-38.21 M	-64.73	(-12.64)	32.44 M
8.000 MHz	12.50 MHz	1.000 MHz	---	(---)	---	---	(---)	---
12.50 MHz	15.00 MHz	1.000 MHz	---	(---)	---	---	(---)	---
12.50 MHz	15.00 MHz	1.000 MHz	---	(---)	---	---	(---)	---

UL Korea, Ltd. Suwon Laboratory FORM ID: FCC_15E(04)
218 Maeyeong-ro, Yeongtong-gu, Suwon-si, Gyeonggi-do, 16675, Korea TEL: (031) 337-9902 FAX: (031) 213-5433
UL Korea, Ltd. Confidential
This report shall not be reproduced except in full, without the written approval of UL Korea, Ltd.