DUT and SAR Set-up Photos

Overall Dimensions



Front View of the DUT

Rear View of the DUT

Front View of the DUT_with ACC

Rear View of the DUT_with ACC

Setup Photos

Handset Vertical and Horizontal Reference Lines



Standalone Exposure Conditions

Rear (19mm)

Rear (16mm)



Rear (14mm)

Rear (0mm)

Edge 1 (7mm)

Edge 1 (0mm)

Edge 2 (26mm)



Edge 2 (0mm)

Edge 3 (9mm)



Edge 3 (0mm)

Edge 4 (25mm)



Edge 4 (20mm)



Edge 4 (17mm)

Edge 4 (0mm)



Corner A (9mm)



Corner B (11mm)



Antenna Dimensions & Separation Distances

(Antennas and wireless bands were indicated only those applied to SAR test.)

① Main 1 Ant. (Tx&Rx)
GSM 850, GSM 1900
WCDMA B II, IV, V
LTE B2, 4, 5, 12, 13,17, 25,26,41,66
NR Sub-6 n5, 66

② Wi-Fi Ant.1 (Tx&Rx)
2.4 GHz/ 5GHz
BT

③ Wi-Fi Ant.2 (Tx&Rx)
2.4 GHz /5 GHZ
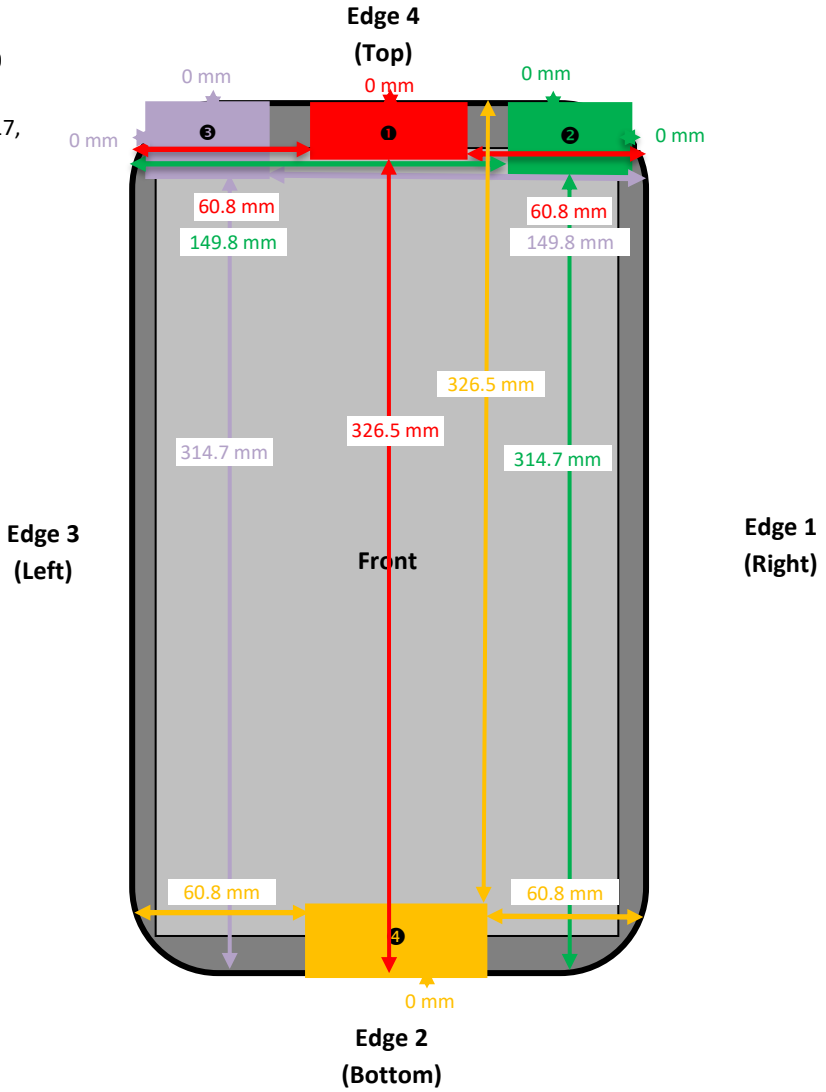
④ Main 2 Ant (Tx&Rx)
LTE B2