1. Appendix: Part 15B JBP SETUP PHOTOS(AC Conducted Test)

1) Test case 1 : Camera(Front) + Charging

FRONT TEST PHOTO



REAR TEST PHOTO



2) **Test case 4 : USB Data Communication with PC**

FRONT TEST PHOTO

REAR TEST PHOTO

3) **Test case 5 : USB Data Communication with PC + Keyboard**

FRONT TEST PHOTO



REAR TEST PHOTO

4) **Test case 6 : With Keyboard continuous input Key(“H” Pattern) + charging**

FRONT TEST PHOTO



REAR TEST PHOTO

2. Appendix: Part 15B JBP SETUP PHOTOS (Radiated Test) [Below 1 GHz]

1) <u>Test case 1 : Camera(Front) + Charging</u>

FRONT TEST PHOTO



REAR TEST PHOTO



2) **Test case 2 : Video and Audio Play + Earphone**

FRONT TEST PHOTO



REAR TEST PHOTO



3) **Test case 3 : Video and Audio Play + Display Out**

FRONT TEST PHOTO



REAR TEST PHOTO



4) Test case 4 : USB Data Communication with PC

FRONT TEST PHOTO



REAR TEST PHOTO



5) **Test case 5 : USB Data Communication with PC + Keyboard**

FRONT TEST PHOTO



REAR TEST PHOTO



6) **Test case 6 : With Keyboard continuous input Key(“H” Pattern) + charging**

FRONT TEST PHOTO



REAR TEST PHOTO



3. Appendix: Part 15B JBP SETUP PHOTOS (Radiated Test) [1 to 18 GHz]

1) <u>Test case 1 : Camera(Front) + Charging</u>

FRONT TEST PHOTO



REAR TEST PHOTO



2) **Test case 2 : Video and Audio Play + Earphone**

FRONT TEST PHOTO



REAR TEST PHOTO



3) **Test case 3 : Video and Audio Play + Display Out**

FRONT TEST PHOTO



REAR TEST PHOTO



4) Test case 4 : USB Data Communication with PC

FRONT TEST PHOTO



REAR TEST PHOTO



5) **Test case 5 : USB Data Communication with PC + Keyboard**

FRONT TEST PHOTO



REAR TEST PHOTO



6) **Test case 6 : With Keyboard continuous input Key(“H” Pattern) + charging**

FRONT TEST PHOTO



REAR TEST PHOTO



END OF TEST PHOTO