SAR Data Report 02112111

```
  Start        : 21-Nov-02 11:19:41 am
  End          : 21-Nov-02 11:26:08 am
  Code Version : 4.08
  Robot Version: 4.08

Product Data:
  Type             : SAMSUNG
  Model Number     : SPH-A505
  Serial Number    : F1BEA329
  Frequency        : 836.49 MHz
  Transmit Pwr     : 0.450 W
  Antenna Type     : Helical
  Antenna Posn.    : Out

Measurement Data:
  Phantom Name        : SAM RIGHT-3
  Phantom Type        : Right Ear
  Tissue Type         : Brain
  Tissue Dielectric   : 42.000
  Tissue Conductivity : 0.910
  Tissue Density      : 1.000
  Robot Name          : CRS

Probe Data:
  Probe Name              : PCT002
  Probe Type              : E Fld Triangle
  Frequency               : 835 MHz
  Tissue Type             : Brain
  Calibrated Dielectric   : 40.700
  Calibrated Conductivity :  0.890
  Calibrated Density      :  1.000
  Probe Offset            :  2.400 mm
  Conversion Factor       :  5.800
  Probe Sensitivity :  3.597   3.474   3.049   mV/(mW/cm^2)
  Amplifier Gains   :  20.00   20.00   20.00

Sample:
  Rate:         6000 Samples/Sec
  Count:        1000 Samples
  NIDAQ Gain:   5

Comments:
  AMPS Mode CH-383
  Cheek
  CF=1; Amb. Temp= 22.2 'C; Liq. Temp=22.1 'C
```

Area Scan - Max Peak SAR Value at x=72.0 y=13.0 = 1.02 W/kg

Zoom Scan - Max Peak SAR Value at x=73.0 y=16.0 z=0.0 = 1.44 W/kg

Max 1g SAR at x=74.0 y=15.0 z=0.0 = 1.05 W/kg

Max 10g SAR at x=73.0 y=14.0 z=0.0 = 0.71 W/kg

SAR - Z Axis
at Hotspot x:73.0 y:16.0

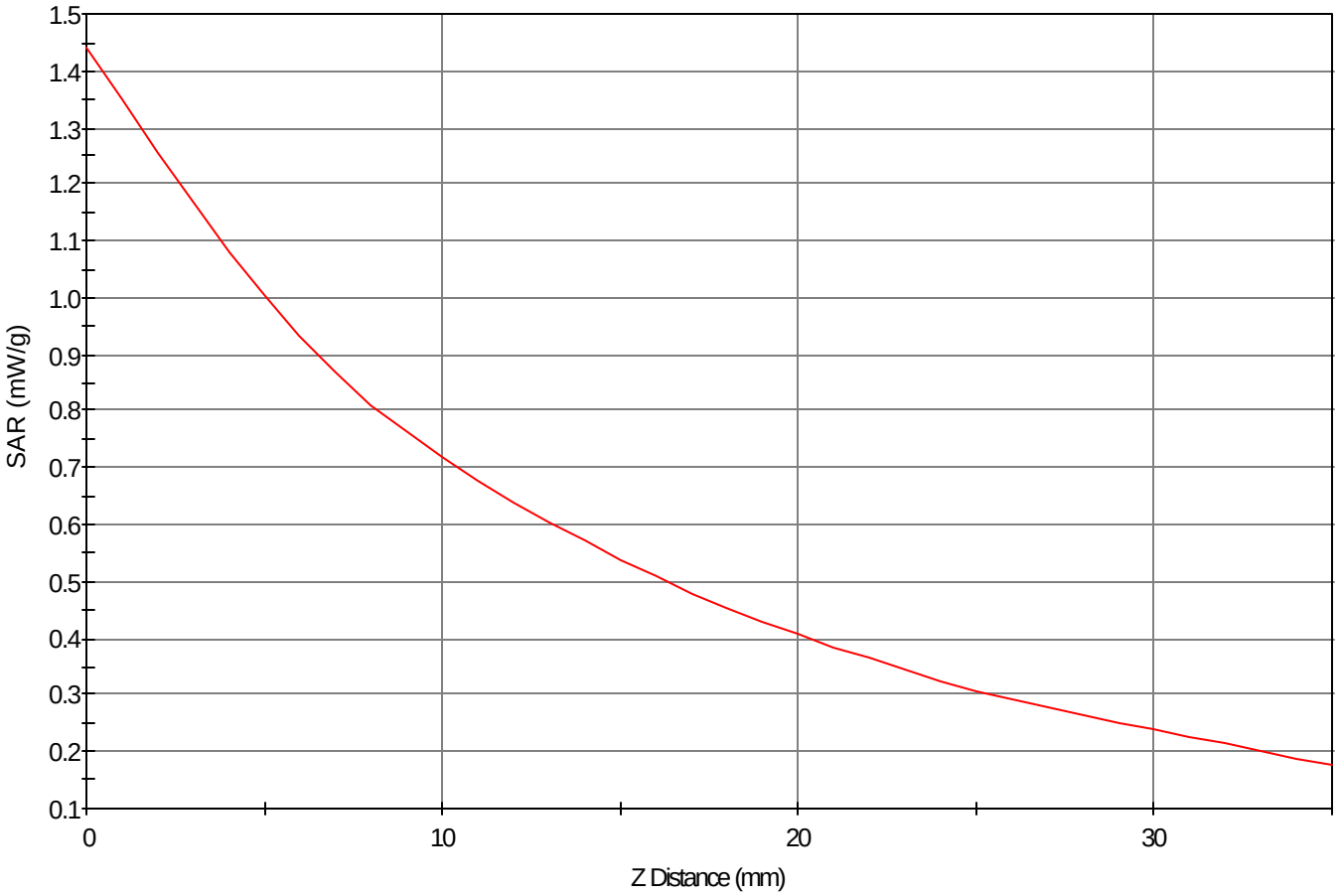

1g SAR Values

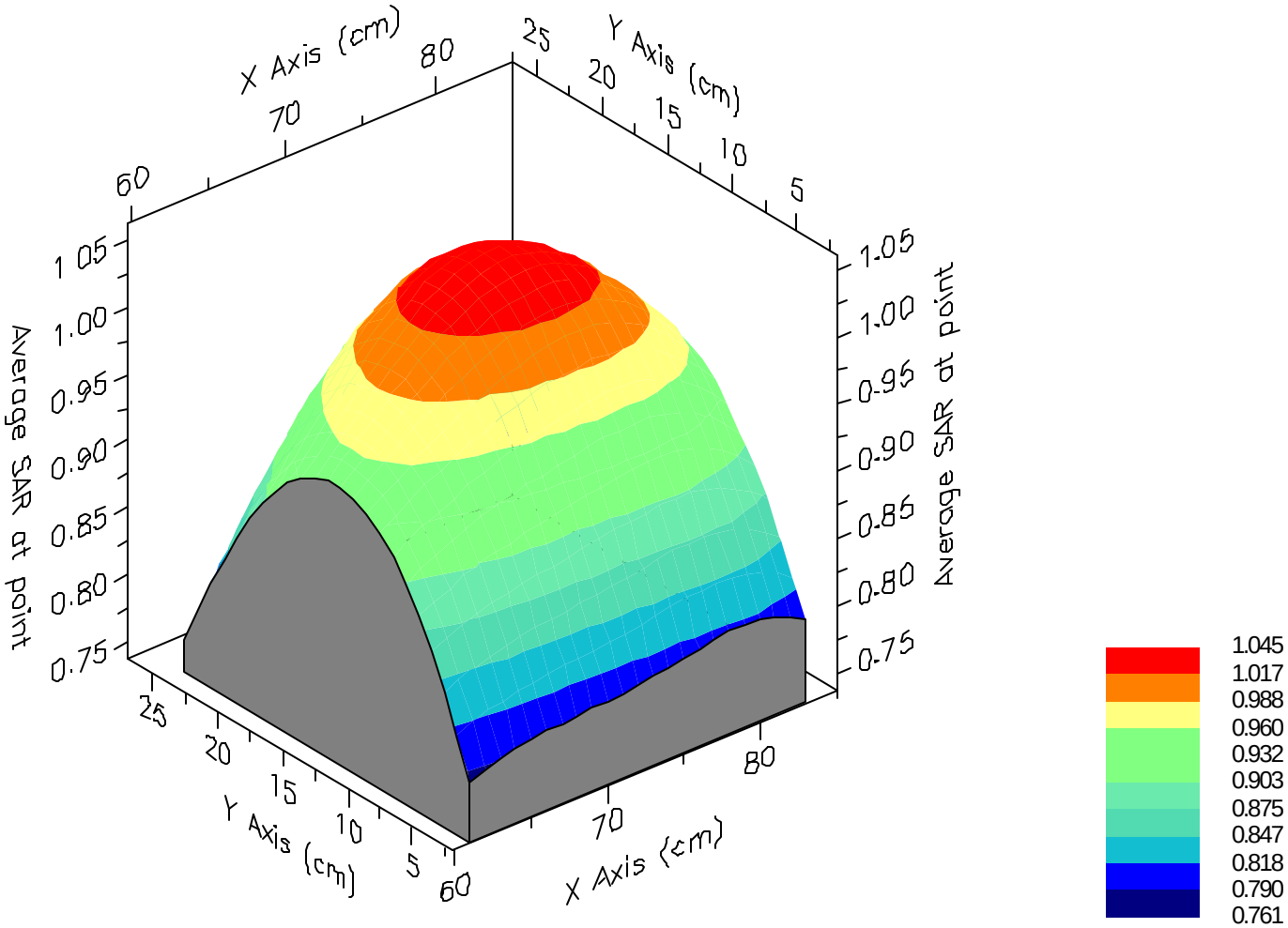

SAR Data Report 02112123

```
  Start        : 21-Nov-02 02:21:17 pm
  End          : 21-Nov-02 02:27:29 pm
  Code Version : 4.08
  Robot Version: 4.08

Product Data:
  Type             : SAMSUNG
  Model Number     : SPH-A505
  Serial Number    : F1BEA329
  Frequency        : 836.49 MHz
  Transmit Pwr     : 0.450 W
  Antenna Type     : Helical
  Antenna Posn.    : In

Measurement Data:
  Phantom Name        : SAM RIGHT-3
  Phantom Type        : Right Ear
  Tissue Type         : Brain
  Tissue Dielectric   : 42.000
  Tissue Conductivity : 0.910
  Tissue Density      : 1.000
  Robot Name          : CRS

Probe Data:
  Probe Name              : PCT002
  Probe Type              : E Fld Triangle
  Frequency               : 835 MHz
  Tissue Type             : Brain
  Calibrated Dielectric   : 40.700
  Calibrated Conductivity :  0.890
  Calibrated Density      :  1.000
  Probe Offset            :  2.400 mm
  Conversion Factor       :  5.800
  Probe Sensitivity :  3.597   3.474   3.049   mV/(mW/cm^2)
  Amplifier Gains   :  20.00   20.00   20.00

Sample:
  Rate:         6000 Samples/Sec
  Count:        1000 Samples
  NIDAQ Gain:   5

Comments:
  AMPS Mode CH-383
  Tilt
  CF=1; Amb. Temp= 22.2 'C; Liq. Temp=22.1 'C
```

Area Scan - Max Peak SAR Value at x=64.0 y=14.0 = 0.25 W/kg

Zoom Scan - Max Peak SAR Value at x=66.0 y=14.0 z=0.0 = 0.35 W/kg

Max 1g SAR at x=66.0 y=14.0 z=0.0 = 0.26 W/kg

Max 10g SAR at x=64.0 y=14.0 z=0.0 = 0.18 W/kg

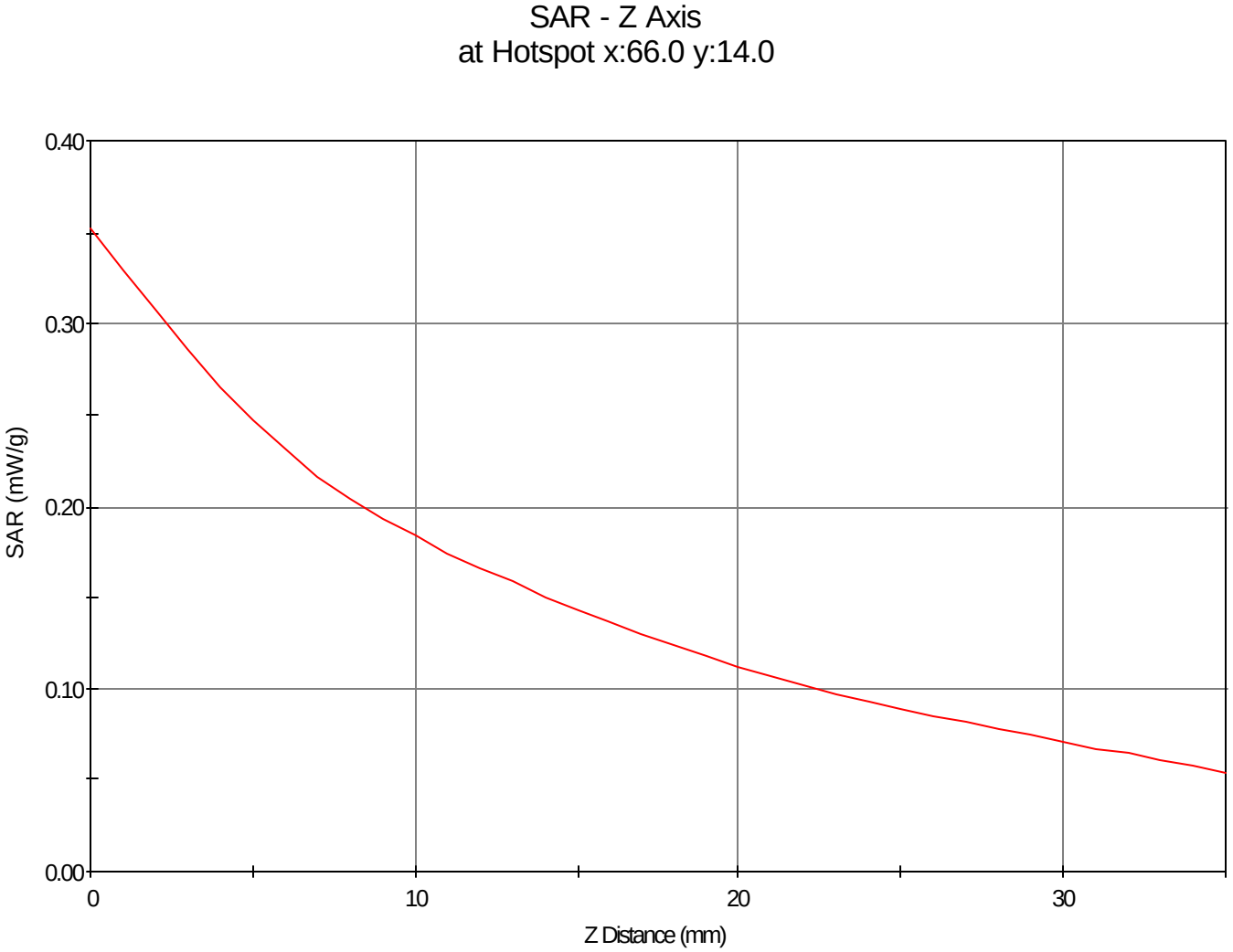
SAR - Z Axis
at Hotspot x:66.0 y:14.0
0.40
0.30
0.20
0.10
0.00
SAR (mW/g)
0
10
20
30
Z Distance (mm)

1g SAR Values

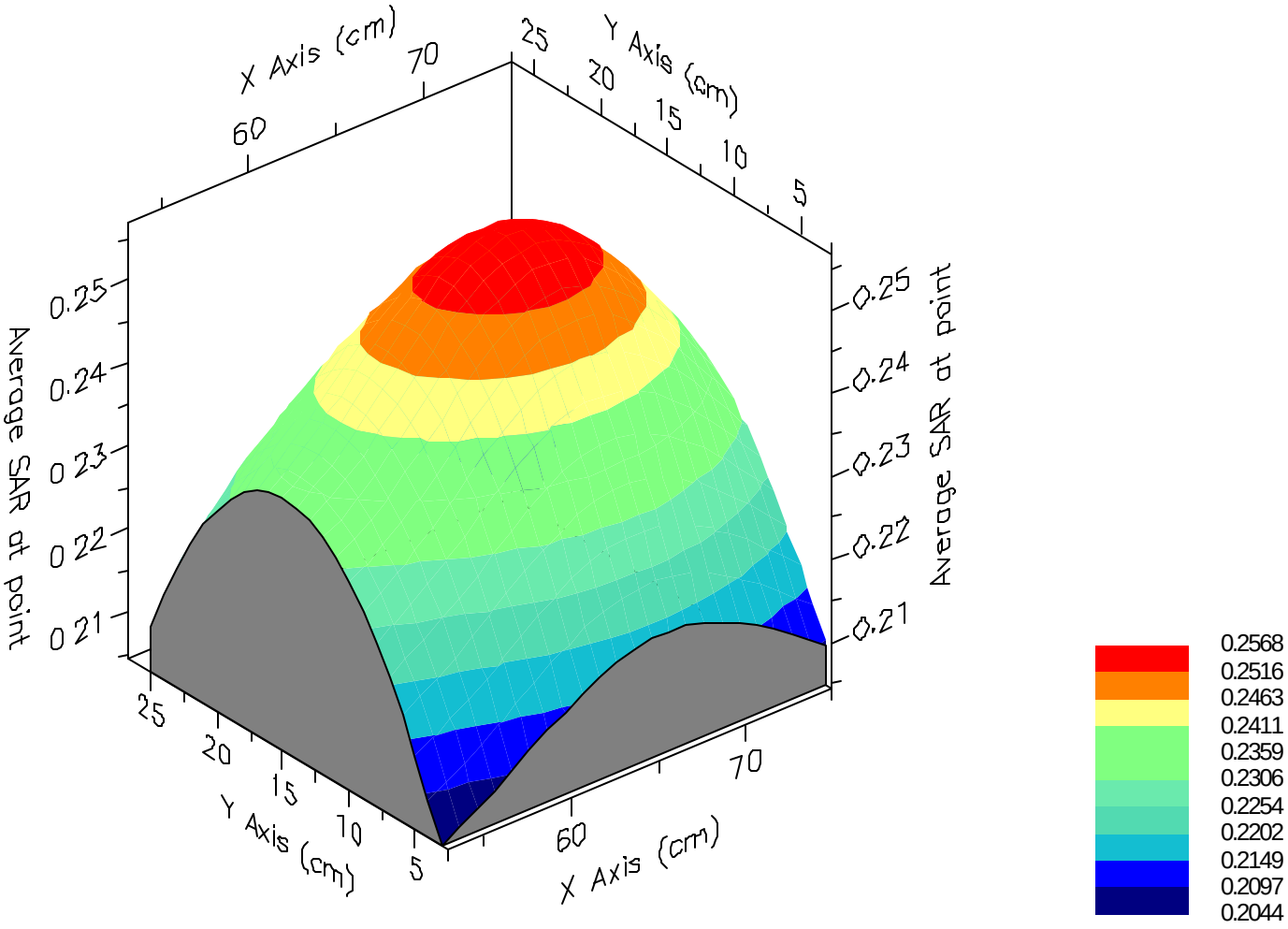

SAR Data Report 02112117

```
  Start        : 21-Nov-02 12:19:04 pm
  End          : 21-Nov-02 12:26:51 pm
  Code Version : 4.08
  Robot Version: 4.08

Product Data:
  Type             : SAMSUNG
  Model Number     : SPH-A505
  Serial Number    : F1BEA329
  Frequency        : 836.49 MHz
  Transmit Pwr     : 0.450 W
  Antenna Type     : Helical
  Antenna Posn.    : Out

Measurement Data:
  Phantom Name        : SAM LEFT-3
  Phantom Type        : Left Ear
  Tissue Type         : Brain
  Tissue Dielectric   : 42.000
  Tissue Conductivity : 0.910
  Tissue Density      : 1.000
  Robot Name          : CRS

Probe Data:
  Probe Name              : PCT002
  Probe Type              : E Fld Triangle
  Frequency               : 835 MHz
  Tissue Type             : Brain
  Calibrated Dielectric   : 40.700
  Calibrated Conductivity :  0.890
  Calibrated Density      :  1.000
  Probe Offset            :  2.400 mm
  Conversion Factor       :  5.800
  Probe Sensitivity :  3.597   3.474   3.049   mV/(mW/cm^2)
  Amplifier Gains   :  20.00   20.00   20.00

Sample:
  Rate:         6000 Samples/Sec
  Count:        1000 Samples
  NIDAQ Gain:   5

Comments:
  AMPS Mode CH-383
  Cheek
  CF=1; Amb. Temp= 22.2 'C; Liq. Temp=22.1 'C
```

Area Scan - Max Peak SAR Value at x=70.0 y=7.0 = 1.04 W/kg

Zoom Scan - Max Peak SAR Value at x=70.0 y=10.0 z=0.0 = 1.40 W/kg

Max 1g SAR at x=70.0 y=9.0 z=0.0 = 1.06 W/kg

Max 10g SAR at x=70.0 y=8.0 z=0.0 = 0.74 W/kg

SAR - Z Axis
at Hotspot x:70.0 y:10.0

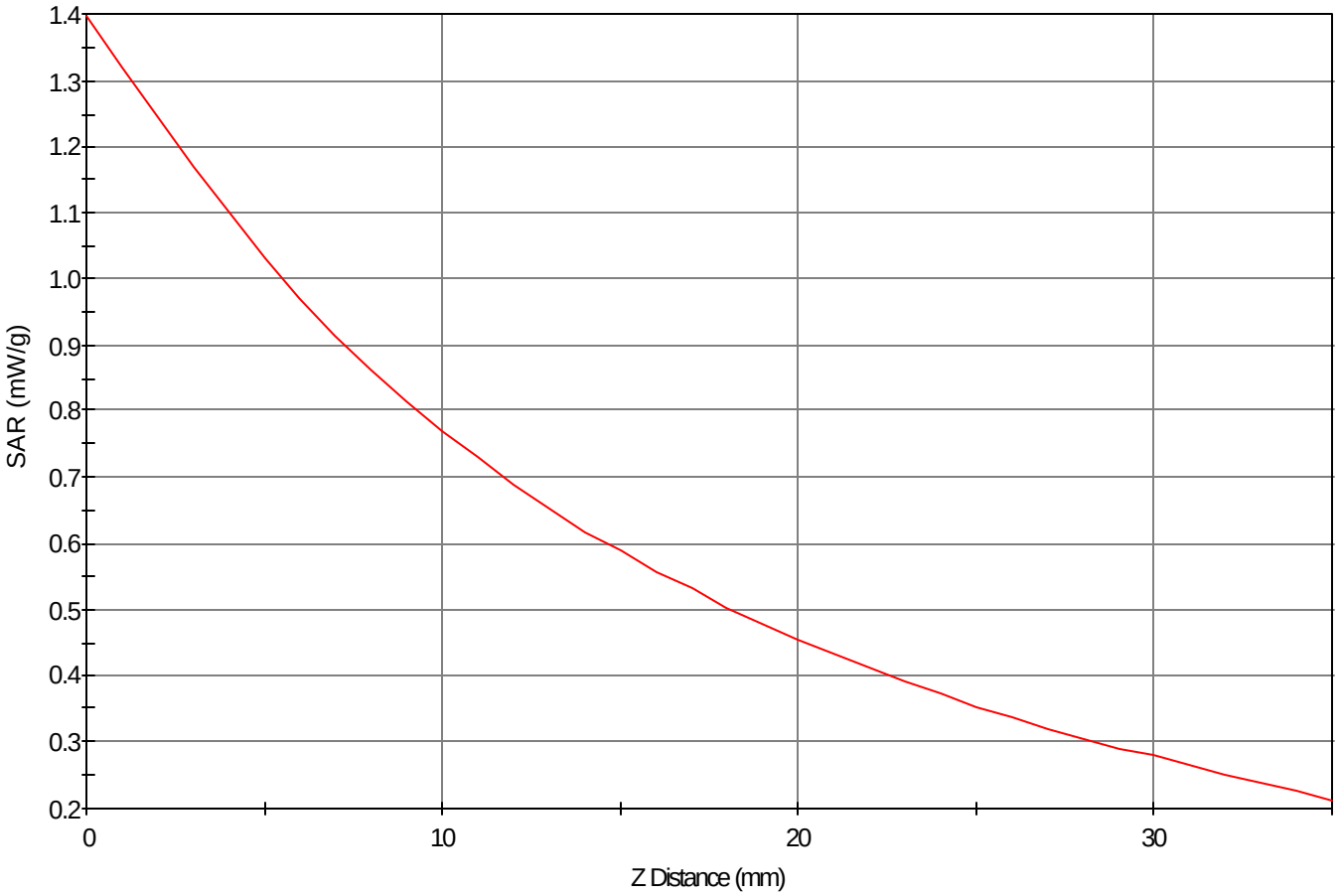

1g SAR Values

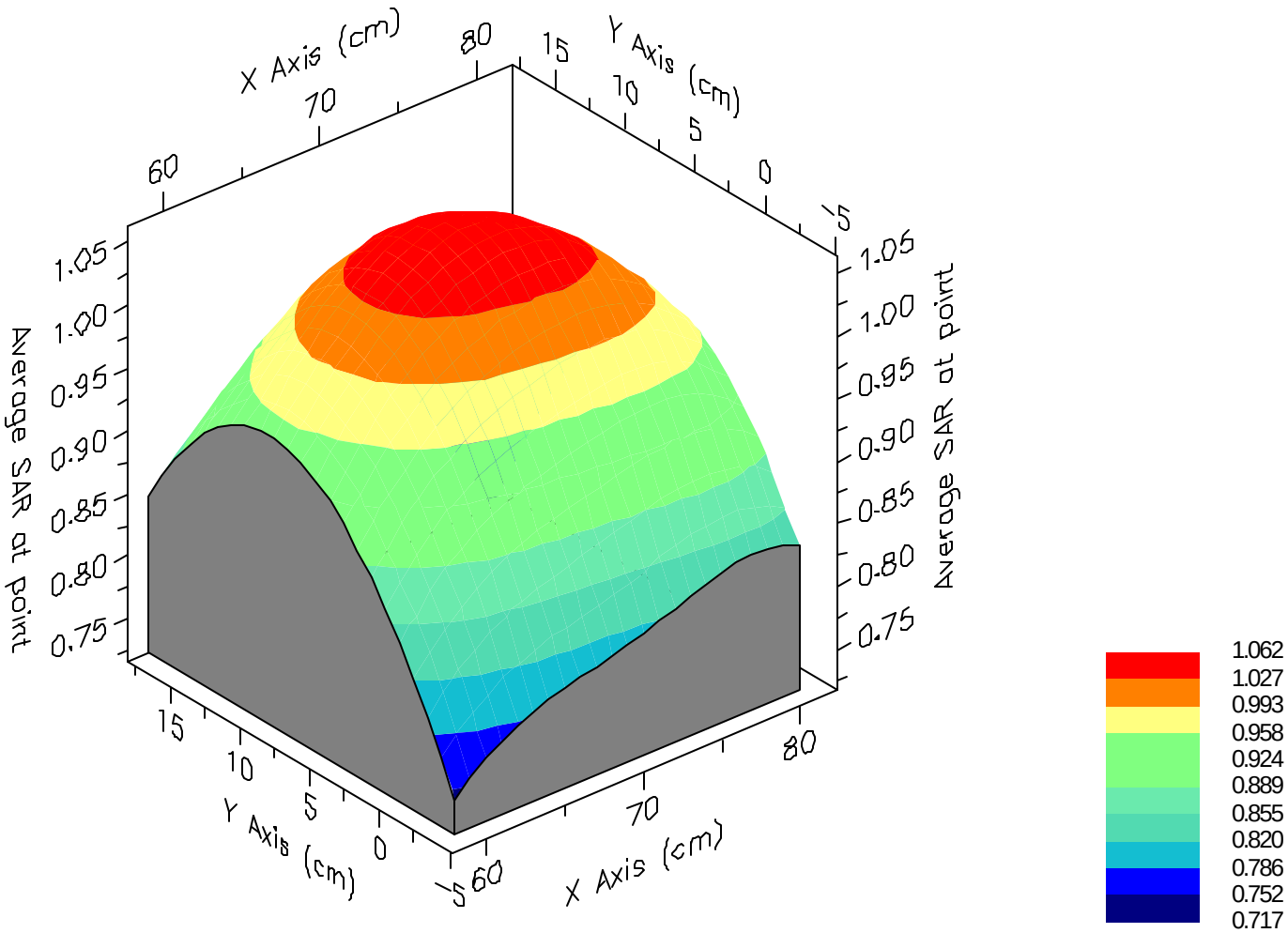

SAR Data Report 02112120

```
  Start        : 21-Nov-02 02:04:23 pm
  End          : 21-Nov-02 02:10:34 pm
  Code Version : 4.08
  Robot Version: 4.08

Product Data:
  Type             : SAMSUNG
  Model Number     : SPH-A505
  Serial Number    : F1BEA329
  Frequency        : 848.97 MHz
  Transmit Pwr     : 0.450 W
  Antenna Type     : Helical
  Antenna Posn.    : Out

Measurement Data:
  Phantom Name        : SAM LEFT-3
  Phantom Type        : Left Ear
  Tissue Type         : Brain
  Tissue Dielectric   : 42.000
  Tissue Conductivity : 0.910
  Tissue Density      : 1.000
  Robot Name          : CRS

Probe Data:
  Probe Name              : PCT002
  Probe Type              : E Fld Triangle
  Frequency               : 835 MHz
  Tissue Type             : Brain
  Calibrated Dielectric   : 40.700
  Calibrated Conductivity :  0.890
  Calibrated Density      :  1.000
  Probe Offset            :  2.400 mm
  Conversion Factor       :  5.800
  Probe Sensitivity :  3.597   3.474   3.049   mV/(mW/cm^2)
  Amplifier Gains   :  20.00   20.00   20.00

Sample:
  Rate:         6000 Samples/Sec
  Count:        1000 Samples
  NIDAQ Gain:   5

Comments:
  AMPS Mode CH-383
  Tilt
  CF=1; Amb. Temp= 22.2 'C; Liq. Temp=22.1 'C



Area Scan - Max Peak SAR Value at x=53.0 y=11.0 = 0.18 W/kg

Zoom Scan - Max Peak SAR Value at x=52.0 y=13.0 z=0.0 = 0.26 W/kg

Max 1g SAR at x=52.0 y=13.0 z=0.0 = 0.19 W/kg

Max 10g SAR at x=51.0 y=12.0 z=0.0 = 0.14 W/kg
```

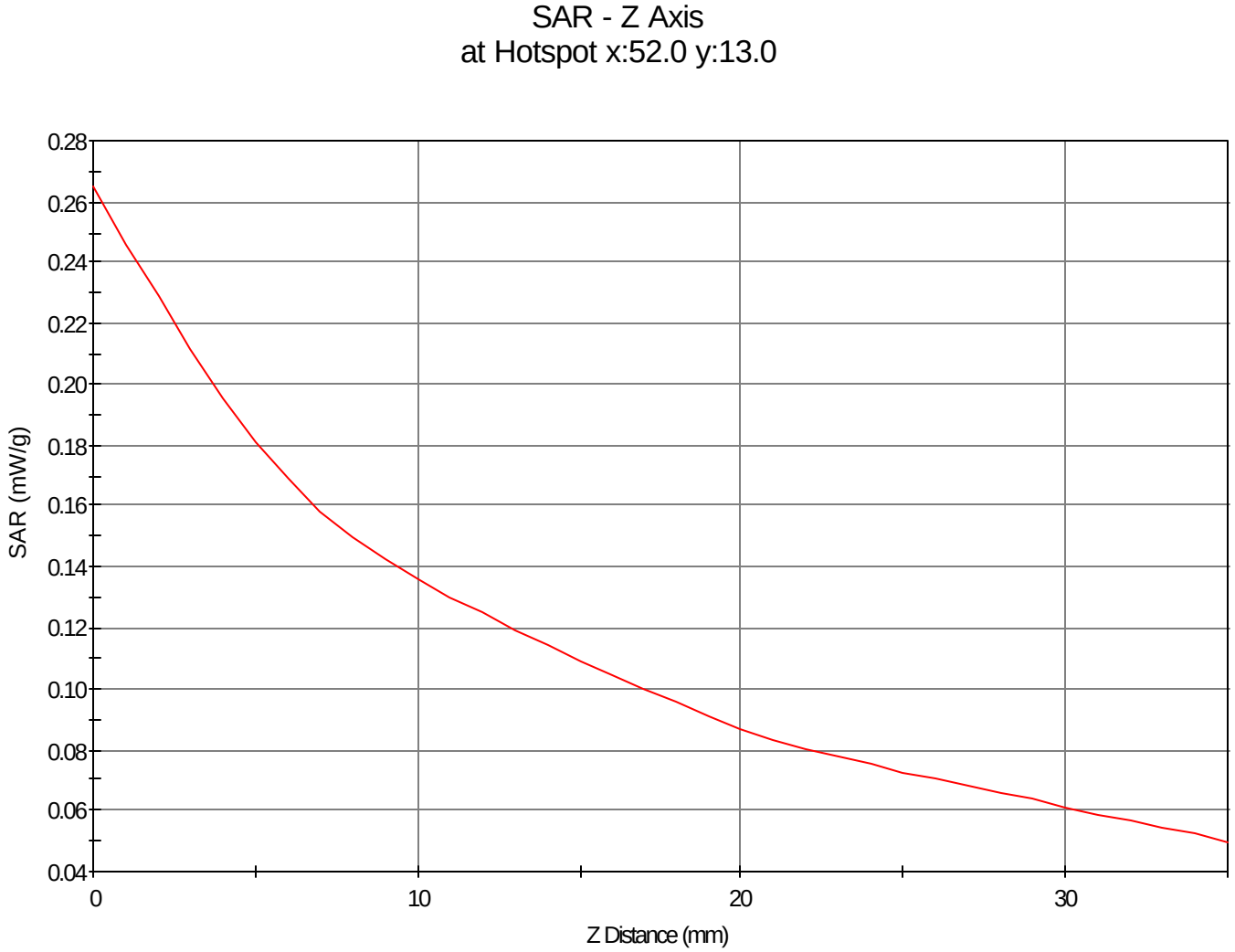
SAR - Z Axis
at Hotspot x:52.0 y:13.0
SAR (mW/g)
0.28
0.26
0.24
0.22
0.20
0.18
0.16
0.14
0.12
0.10
0.08
0.06
0.04
0
10
20
30
Z Distance (mm)

1g SAR Values

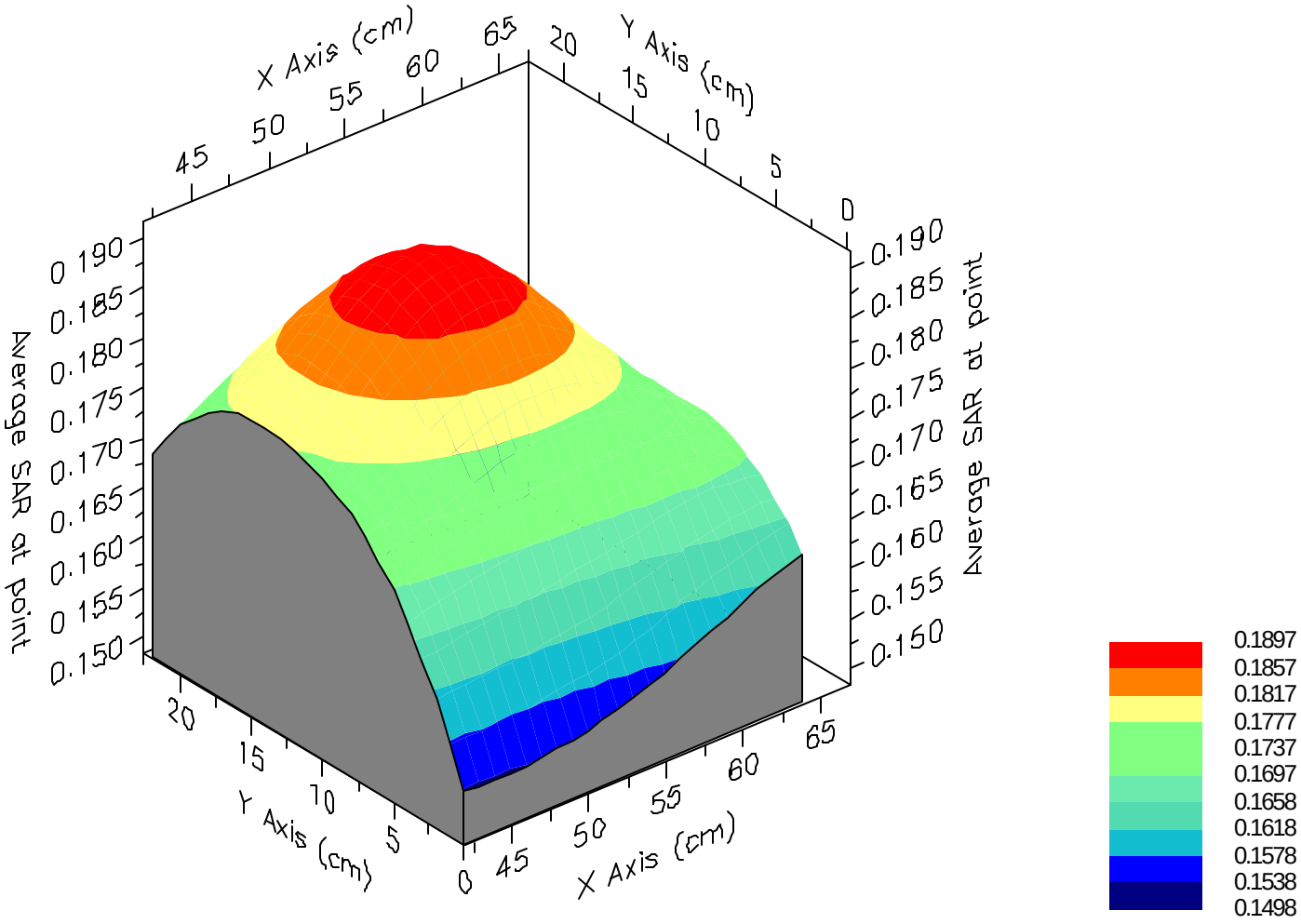

SAR Data Report 02112126

```
  Start        : 21-Nov-02 02:48:41 pm
  End          : 21-Nov-02 02:55:12 pm
  Code Version : 4.08
  Robot Version: 4.08

Product Data:
  Type             : SAMSUNG
  Model Number     : SPH-A505
  Serial Number    : F1BEA329
  Frequency        : 835.89 MHz
  Transmit Pwr     : 0.280 W
  Antenna Type     : Helical
  Antenna Posn.    : Out

Measurement Data:
  Phantom Name        : SAM RIGHT-3
  Phantom Type        : Right Ear
  Tissue Type         : Brain
  Tissue Dielectric   : 42.000
  Tissue Conductivity : 0.910
  Tissue Density      : 1.000
  Robot Name          : CRS

Probe Data:
  Probe Name              : PCT002
  Probe Type              : E Fld Triangle
  Frequency               : 835 MHz
  Tissue Type             : Brain
  Calibrated Dielectric   : 40.700
  Calibrated Conductivity :  0.890
  Calibrated Density      :  1.000
  Probe Offset            :  2.400 mm
  Conversion Factor       :  5.800
  Probe Sensitivity :  3.597   3.474   3.049   mV/(mW/cm^2)
  Amplifier Gains   :  20.00   20.00   20.00

Sample:
  Rate:         6000 Samples/Sec
  Count:        1000 Samples
  NIDAQ Gain:   5

Comments:
  CDMA Mode CH-363
  Cheek
  CF=1; Amb. Temp= 22.2 'C; Liq. Temp=22.1 'C



Area Scan - Max Peak SAR Value at x=71.0 y=13.0 = 0.62 W/kg

Zoom Scan - Max Peak SAR Value at x=72.0 y=15.0 z=0.0 = 0.86 W/kg

Max 1g SAR at x=73.0 y=14.0 z=0.0 = 0.63 W/kg

Max 10g SAR at x=73.0 y=13.0 z=0.0 = 0.43 W/kg
```

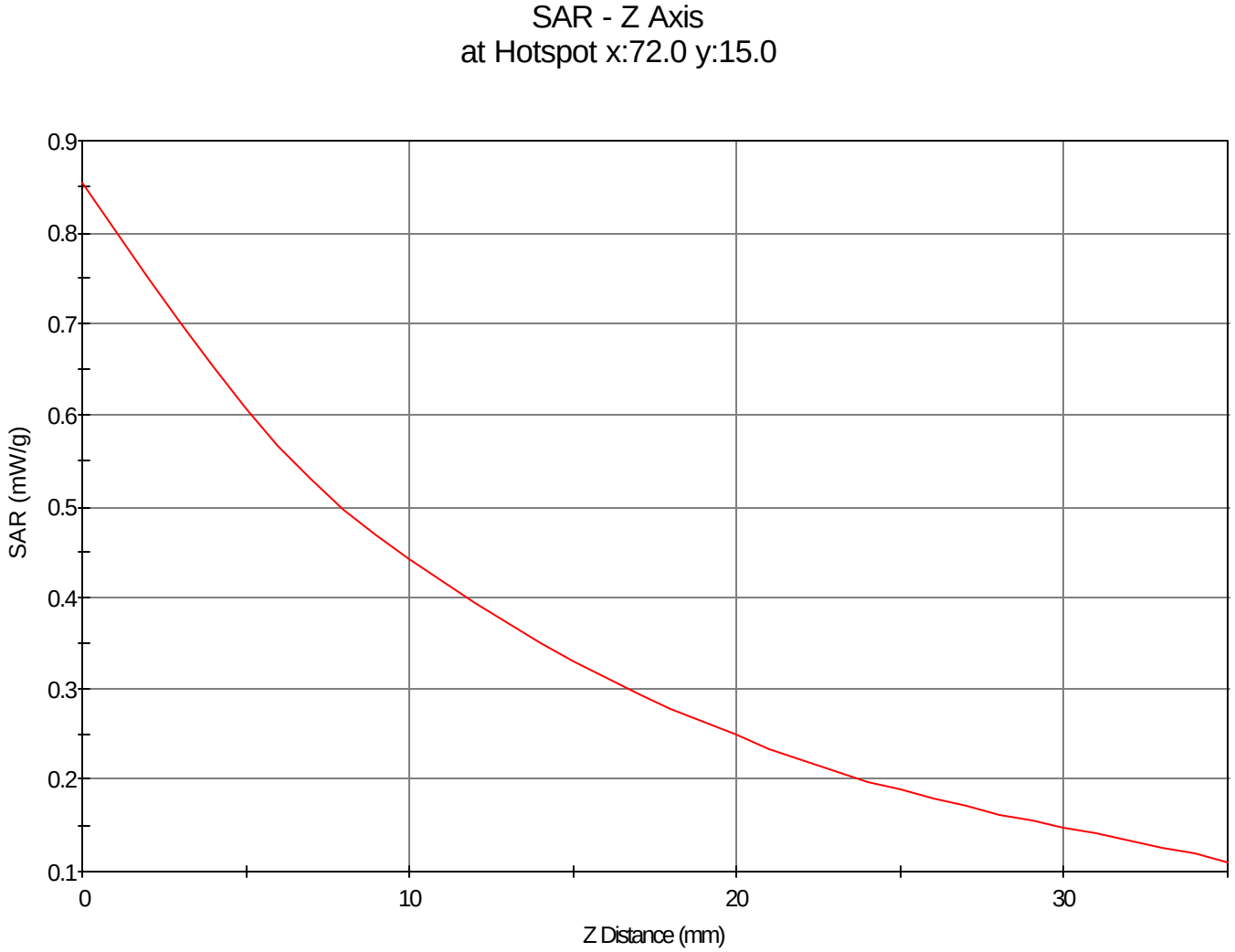
SAR - Z Axis
at Hotspot x:72.0 y:15.0
SAR (mW/g)
0.9
0.8
0.7
0.6
0.5
0.4
0.3
0.2
0.1
0
10
20
30
Z Distance (mm)

1g SAR Values

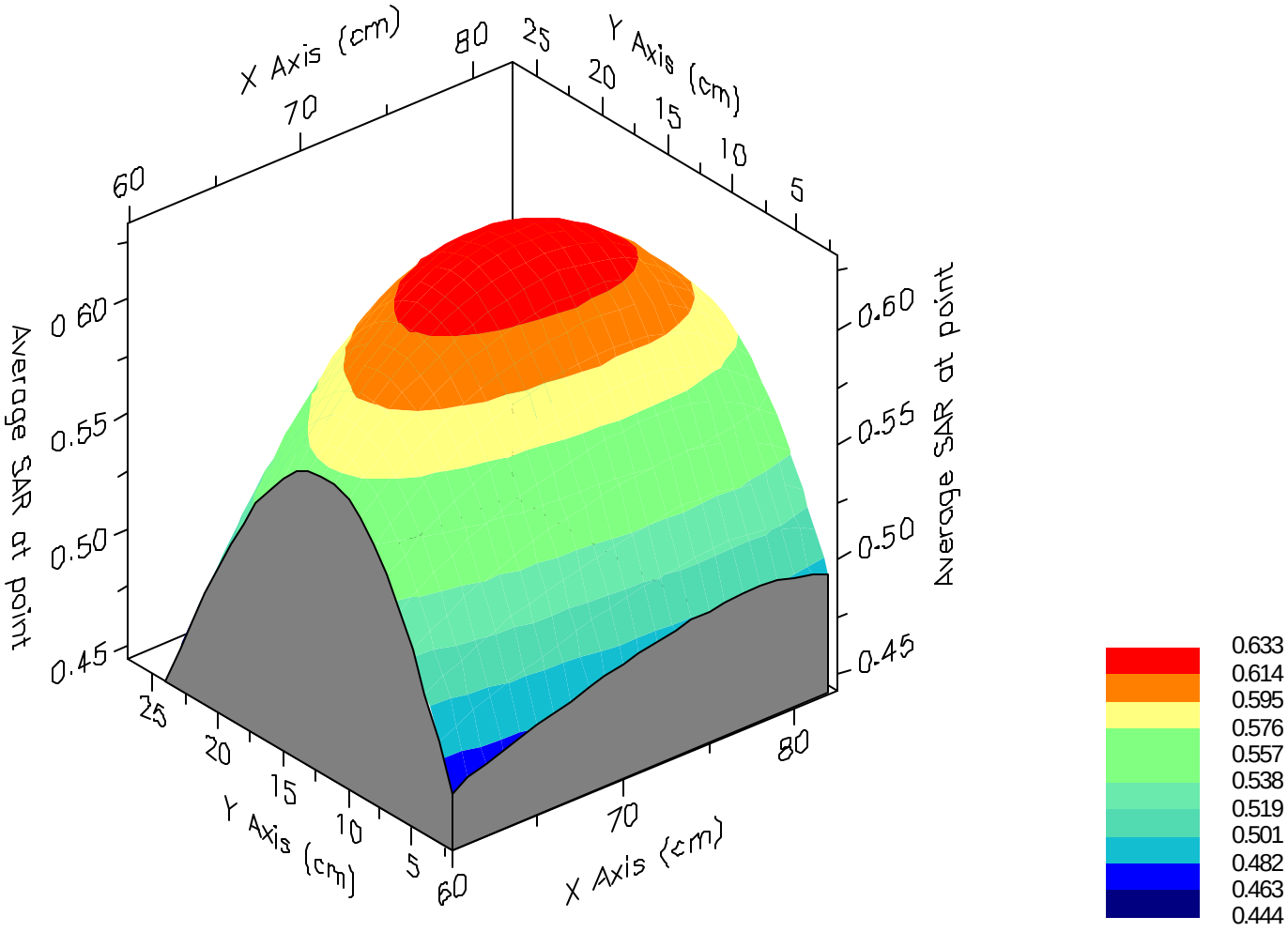

SAR Data Report 02112128

```
  Start        : 21-Nov-02 03:07:31 pm
  End          : 21-Nov-02 03:14:00 pm
  Code Version : 4.08
  Robot Version: 4.08

Product Data:
  Type             : SAMSUNG
  Model Number     : SPH-A505
  Serial Number    : F1BEA329
  Frequency        : 835.89 MHz
  Transmit Pwr     : 0.280 W
  Antenna Type     : Helical
  Antenna Posn.    : Out

Measurement Data:
  Phantom Name        : SAM RIGHT-3
  Phantom Type        : Right Ear
  Tissue Type         : Brain
  Tissue Dielectric   : 42.000
  Tissue Conductivity : 0.910
  Tissue Density      : 1.000
  Robot Name          : CRS

Probe Data:
  Probe Name              : PCT002
  Probe Type              : E Fld Triangle
  Frequency               : 835 MHz
  Tissue Type             : Brain
  Calibrated Dielectric   : 40.700
  Calibrated Conductivity :  0.890
  Calibrated Density      :  1.000
  Probe Offset            :  2.400 mm
  Conversion Factor       :  5.800
  Probe Sensitivity :  3.597   3.474   3.049   mV/(mW/cm^2)
  Amplifier Gains   :  20.00   20.00   20.00

Sample:
  Rate:         6000 Samples/Sec
  Count:        1000 Samples
  NIDAQ Gain:   5

Comments:
  CDMA Mode CH-363
  Tilt
  CF=1; Amb. Temp= 22.2 'C; Liq. Temp=22.1 'C



Area Scan - Max Peak SAR Value at x=60.0 y=15.0 = 0.16 W/kg

Zoom Scan - Max Peak SAR Value at x=52.0 y=15.0 z=0.0 = 0.21 W/kg

Max 1g SAR at x=57.0 y=16.0 z=0.0 = 0.15 W/kg

Max 10g SAR at x=60.0 y=15.0 z=0.0 = 0.11 W/kg
```

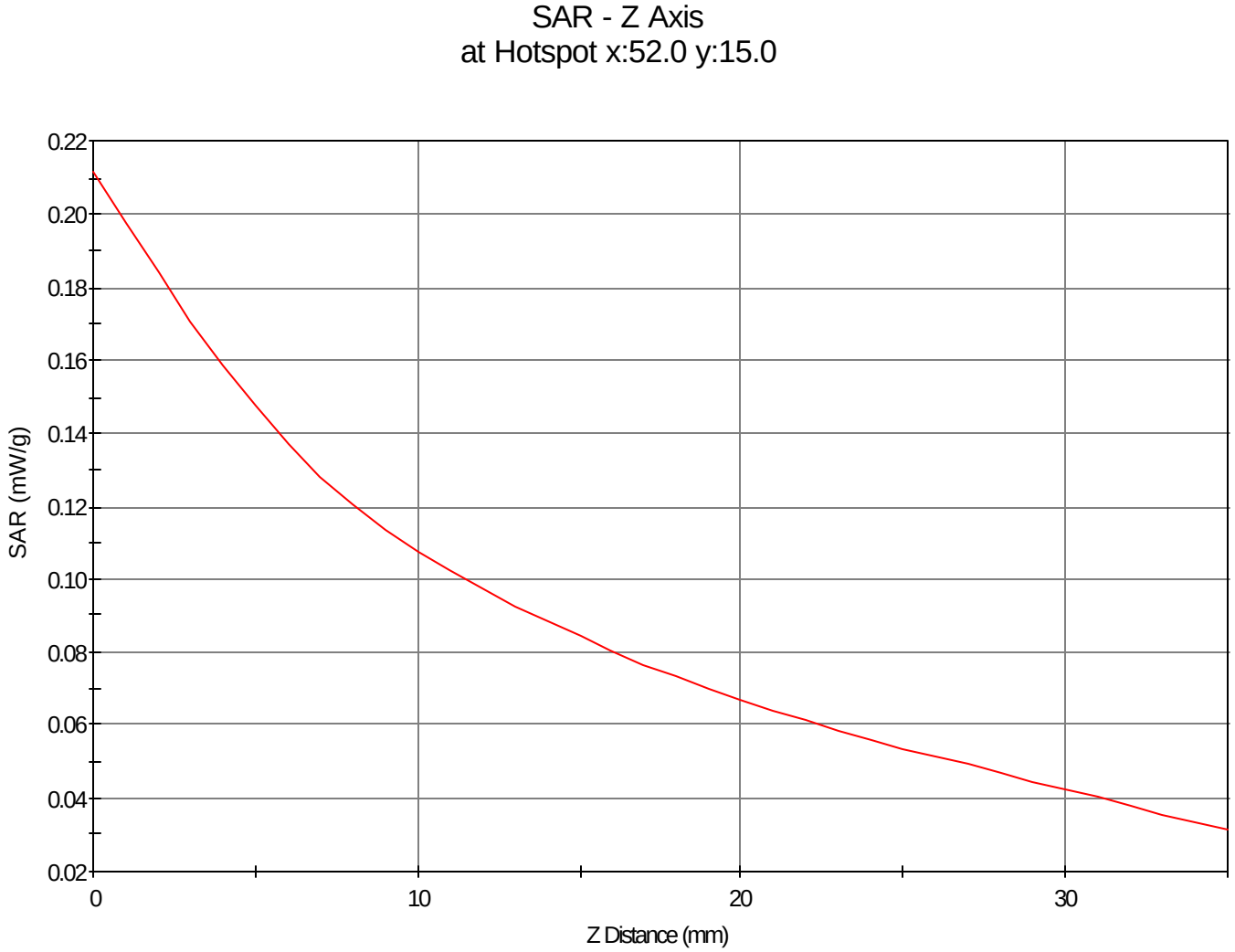
SAR - Z Axis
at Hotspot x:52.0 y:15.0
SAR (mW/g)
0.22
0.20
0.18
0.16
0.14
0.12
0.10
0.08
0.06
0.04
0.02
0
10
20
30
Z Distance (mm)

1g SAR Values

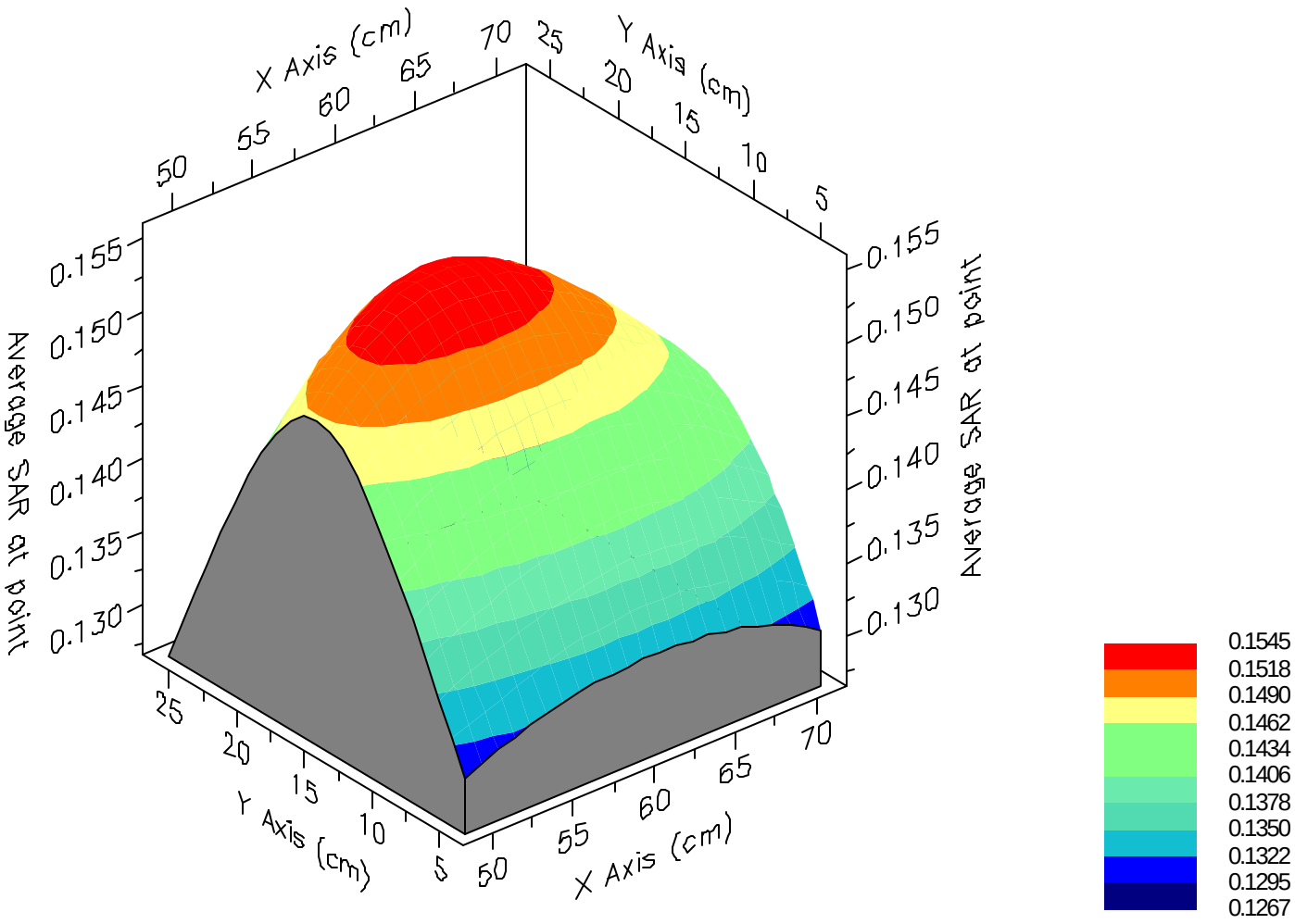

SAR Data Report 02112135

```
  Start        : 21-Nov-02 03:55:20 pm
  End          : 21-Nov-02 04:03:07 pm
  Code Version : 4.08
  Robot Version: 4.08

Product Data:
  Type             : SAMSUNG
  Model Number     : SPH-A505
  Serial Number    : F1BEA329
  Frequency        : 835.89 MHz
  Transmit Pwr     : 0.280 W
  Antenna Type     : Helical
  Antenna Posn.    : Out

Measurement Data:
  Phantom Name        : SAM LEFT-3
  Phantom Type        : Left Ear
  Tissue Type         : Brain
  Tissue Dielectric   : 42.000
  Tissue Conductivity : 0.910
  Tissue Density      : 1.000
  Robot Name          : CRS

Probe Data:
  Probe Name              : PCT002
  Probe Type              : E Fld Triangle
  Frequency               : 835 MHz
  Tissue Type             : Brain
  Calibrated Dielectric   : 40.700
  Calibrated Conductivity :  0.890
  Calibrated Density      :  1.000
  Probe Offset            :  2.400 mm
  Conversion Factor       :  5.800
  Probe Sensitivity :  3.597   3.474   3.049   mV/(mW/cm^2)
  Amplifier Gains   :  20.00   20.00   20.00

Sample:
  Rate:         6000 Samples/Sec
  Count:        1000 Samples
  NIDAQ Gain:   5

Comments:
  CDMA Mode CH-363
  Cheek
  CF=1; Amb. Temp= 22.2 'C; Liq. Temp=22.1 'C



Area Scan - Max Peak SAR Value at x=70.0 y=8.0 = 0.63 W/kg

Zoom Scan - Max Peak SAR Value at x=71.0 y=9.0 z=0.0 = 0.85 W/kg

Max 1g SAR at x=71.0 y=8.0 z=0.0 = 0.64 W/kg

Max 10g SAR at x=70.0 y=8.0 z=0.0 = 0.44 W/kg
```

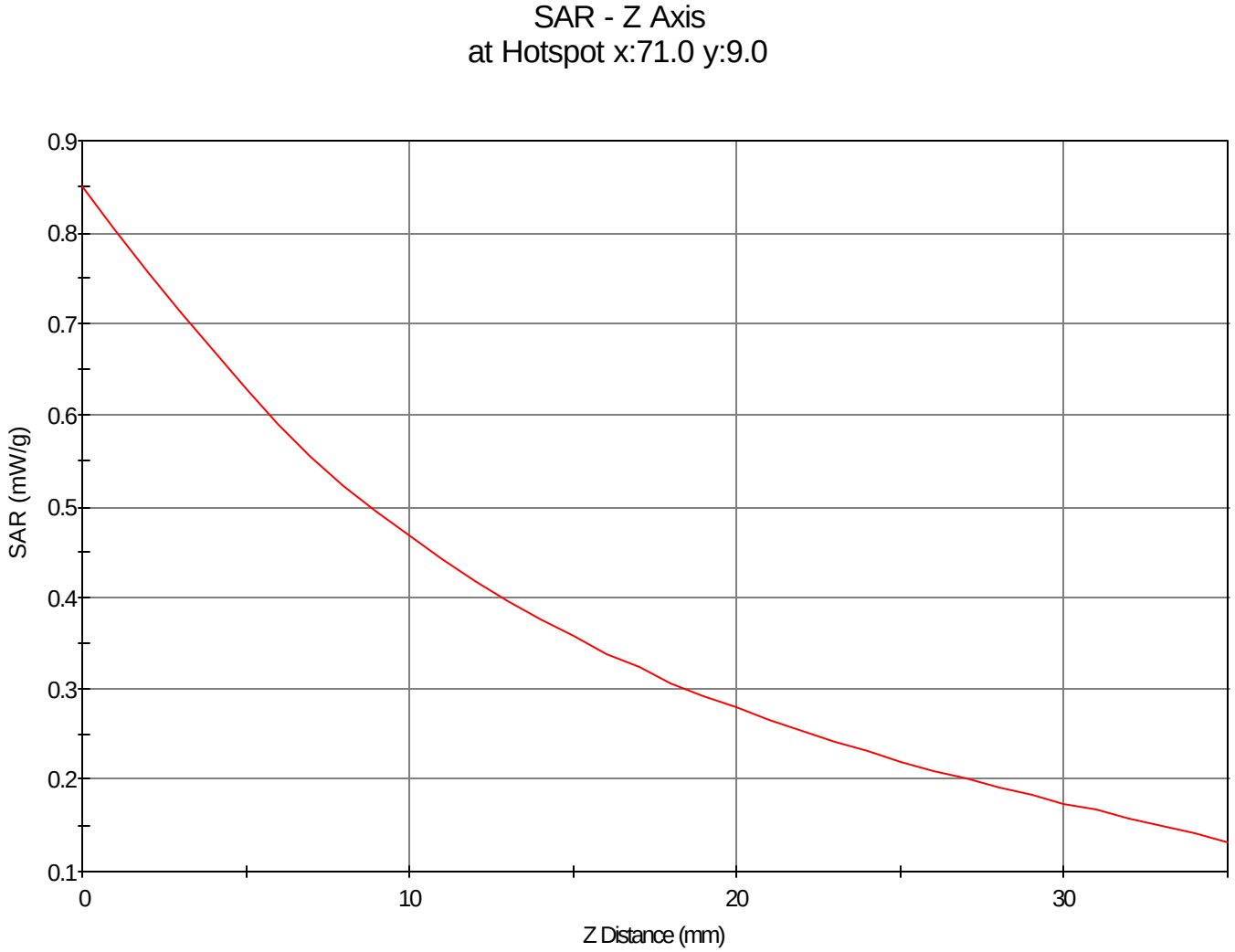
SAR - Z Axis
at Hotspot x:71.0 y:9.0
SAR (mW/g)
0.9
0.8
0.7
0.6
0.5
0.4
0.3
0.2
0.1
0
10
20
30
Z Distance (mm)

1g SAR Values

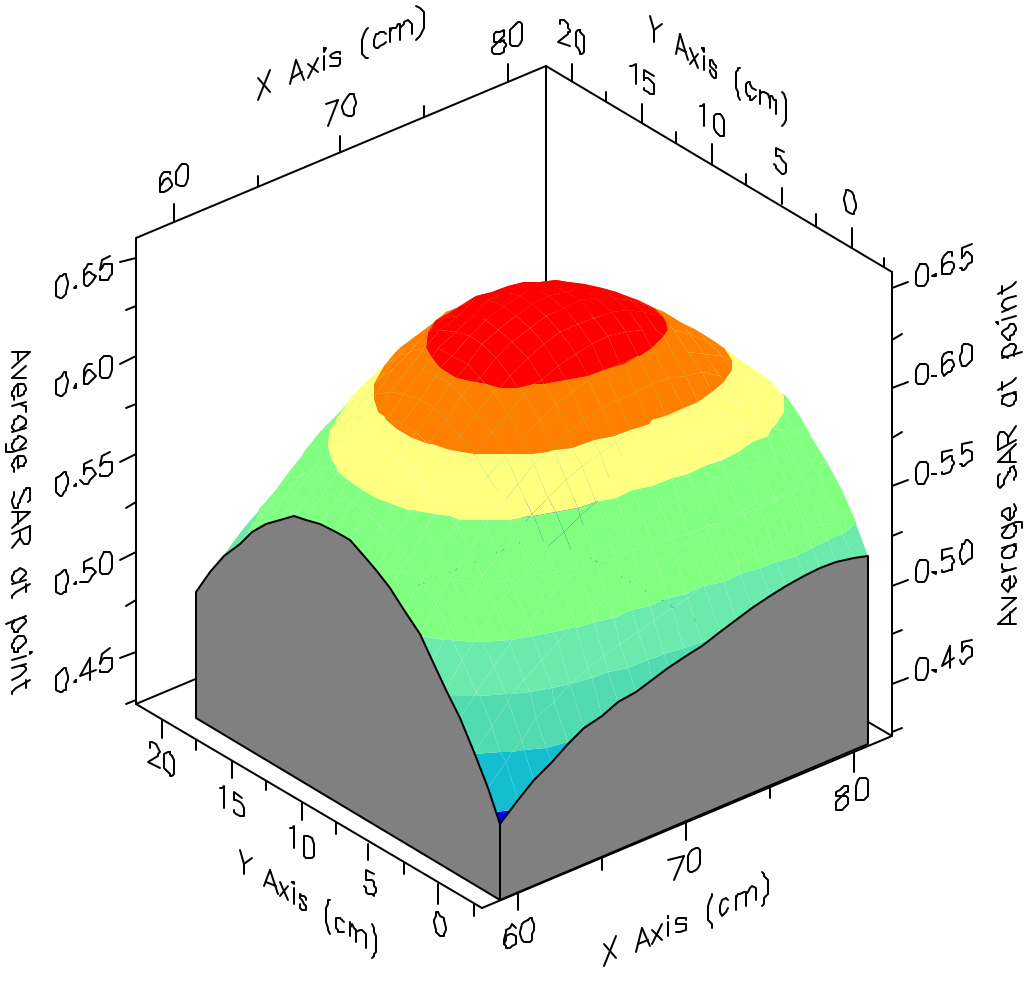

SAR Data Report 02112132

```
  Start        : 21-Nov-02 03:30:56 pm
  End          : 21-Nov-02 03:37:10 pm
  Code Version : 4.08
  Robot Version: 4.08

Product Data:
  Type             : SAMSUNG
  Model Number     : SPH-A505
  Serial Number    : F1BEA329
  Frequency        : 835.89 MHz
  Transmit Pwr     : 0.280 W
  Antenna Type     : Helical
  Antenna Posn.    : Out

Measurement Data:
  Phantom Name        : SAM LEFT-3
  Phantom Type        : Left Ear
  Tissue Type         : Brain
  Tissue Dielectric   : 42.000
  Tissue Conductivity : 0.910
  Tissue Density      : 1.000
  Robot Name          : CRS

Probe Data:
  Probe Name              : PCT002
  Probe Type              : E Fld Triangle
  Frequency               : 835 MHz
  Tissue Type             : Brain
  Calibrated Dielectric   : 40.700
  Calibrated Conductivity :  0.890
  Calibrated Density      :  1.000
  Probe Offset            :  2.400 mm
  Conversion Factor       :  5.800
  Probe Sensitivity :  3.597   3.474   3.049   mV/(mW/cm^2)
  Amplifier Gains   :  20.00   20.00   20.00

Sample:
  Rate:         6000 Samples/Sec
  Count:        1000 Samples
  NIDAQ Gain:   5

Comments:
  CDMA Mode CH-363
  Tilt
  CF=1; Amb. Temp= 22.2 'C; Liq. Temp=22.1 'C



Area Scan - Max Peak SAR Value at x=55.0 y=10.0 = 0.14 W/kg

Zoom Scan - Max Peak SAR Value at x=54.0 y=12.0 z=0.0 = 0.20 W/kg

Max 1g SAR at x=54.0 y=12.0 z=0.0 = 0.14 W/kg

Max 10g SAR at x=51.0 y=11.0 z=0.0 = 0.10 W/kg
```

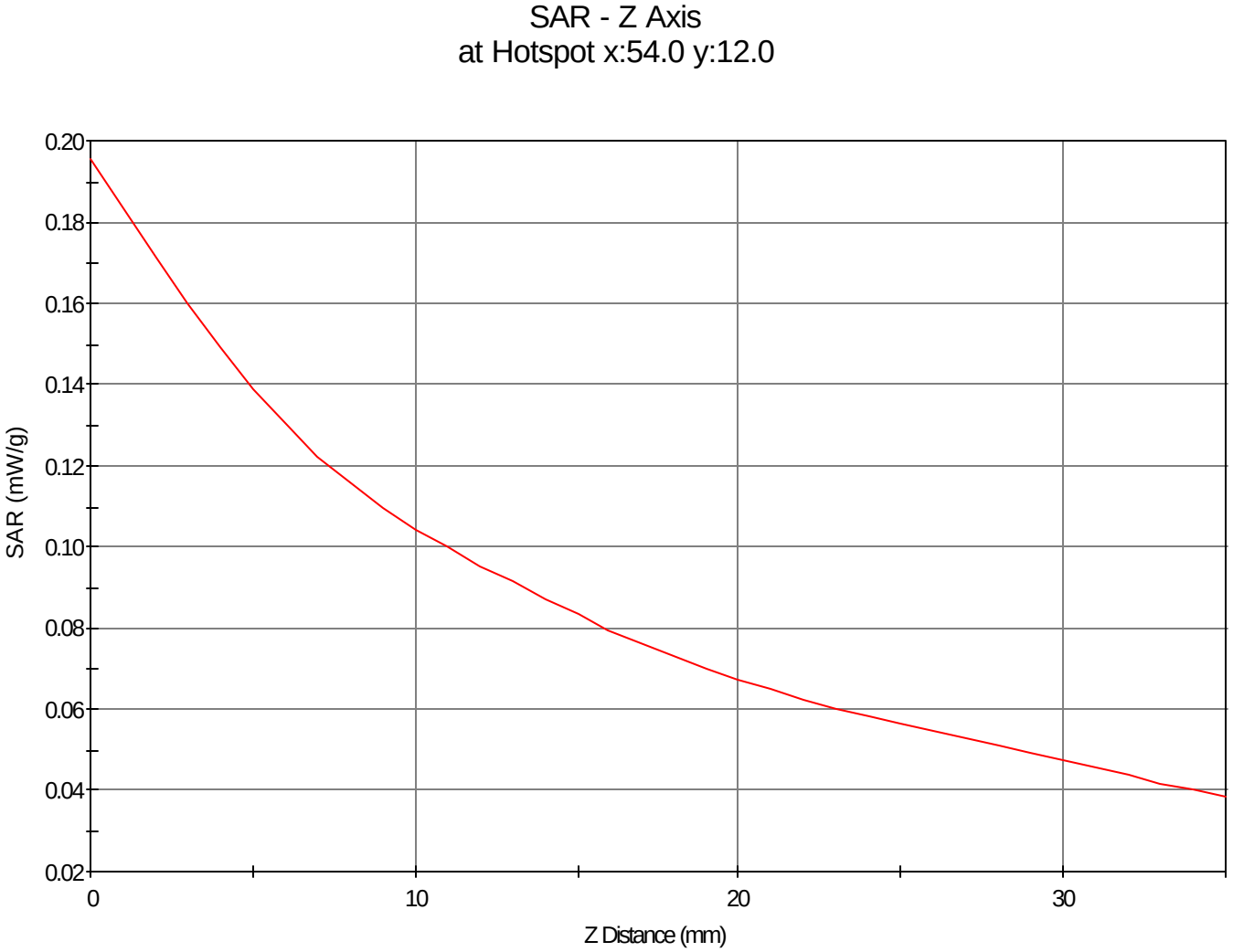
SAR - Z Axis
at Hotspot x:54.0 y:12.0
SAR (mW/g)
0.20
0.18
0.16
0.14
0.12
0.10
0.08
0.06
0.04
0.02
0
10
20
30
Z Distance (mm)

1g SAR Values

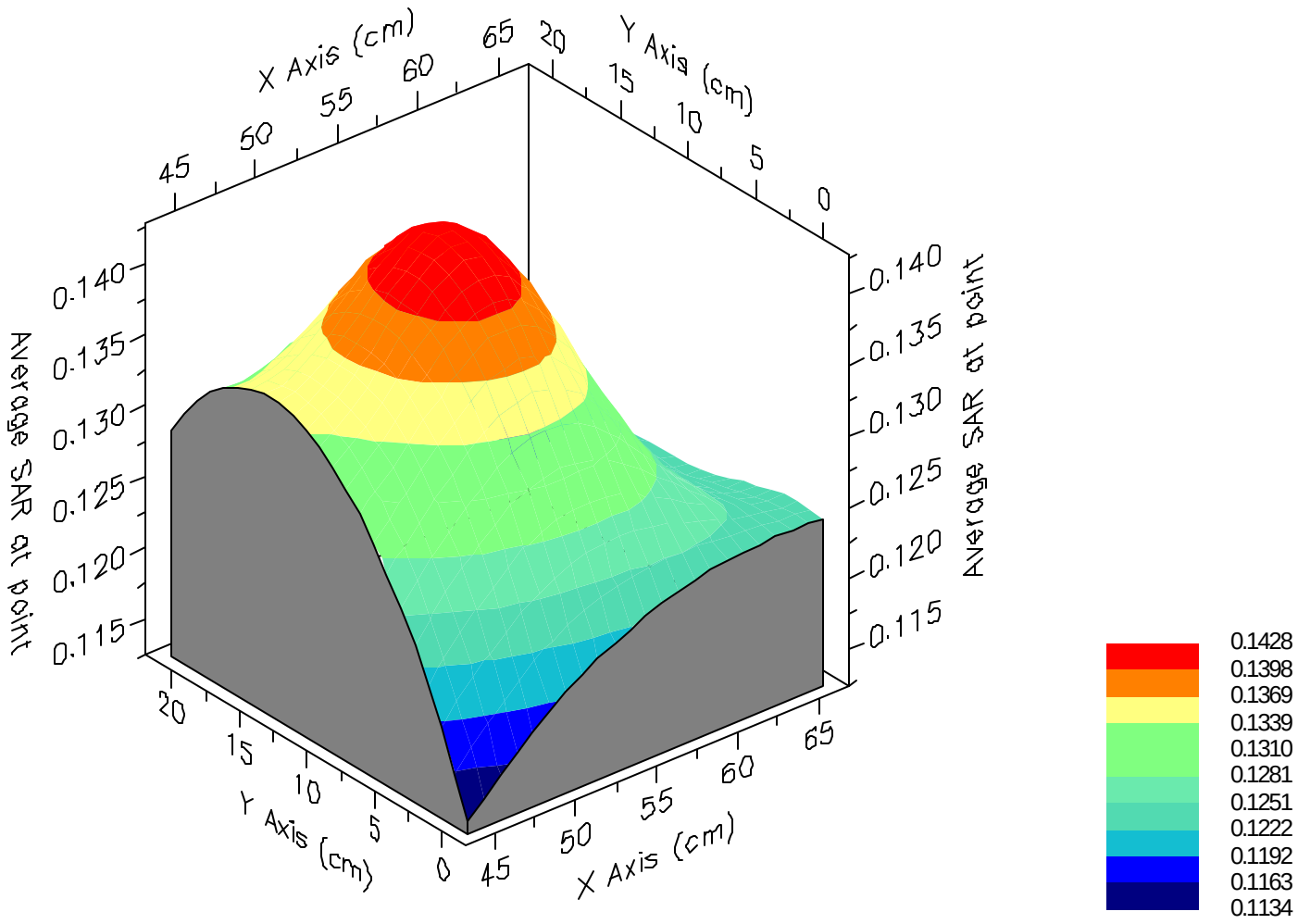

SAR Data Report 02112021

```
  Start        : 22-Nov-02 03:08:16 pm
  End          : 22-Nov-02 03:14:39 pm
  Code Version : 4.08
  Robot Version: 4.08

Product Data:
  Type             : SAMSUNG
  Model Number     : SPH-A505
  Serial Number    : F1BEA329
  Frequency        : 1851.25 MHz
  Transmit Pwr     : 0.225 W
  Antenna Type     : Helical
  Antenna Posn.    : In

Measurement Data:
  Phantom Name        : SAM RIGHT-3
  Phantom Type        : Right Ear
  Tissue Type         : Brain
  Tissue Dielectric   : 40.400
  Tissue Conductivity : 1.380
  Tissue Density      : 1.000
  Robot Name          : CRS

Probe Data:
  Probe Name              : PCT002
  Probe Type              : E Fld Triangle
  Frequency               : 1900 MHz
  Tissue Type             : Brain
  Calibrated Dielectric   : 40.200
  Calibrated Conductivity :  1.410
  Calibrated Density      :  1.000
  Probe Offset            :  2.400 mm
  Conversion Factor       :  4.700
  Probe Sensitivity :  3.000   2.995   2.653   mV/(mW/cm^2)
  Amplifier Gains   :  20.00   20.00   20.00

Sample:
  Rate:         6000 Samples/Sec
  Count:        1000 Samples
  NIDAQ Gain:   5

Comments:
  PCS Mode CH-25
  Cheek
  CF=1; Amb. Temp= 22.2 'C; Liq. Temp=22.0 'C



Area Scan - Max Peak SAR Value at x=76.0 y=8.0 = 1.34 W/kg

Zoom Scan - Max Peak SAR Value at x=75.0 y=2.0 z=0.0 = 2.27 W/kg

Max 1g SAR at x=75.0 y=6.0 z=0.0 = 1.41 W/kg

Max 10g SAR at x=76.0 y=8.0 z=0.0 = 0.83 W/kg
```

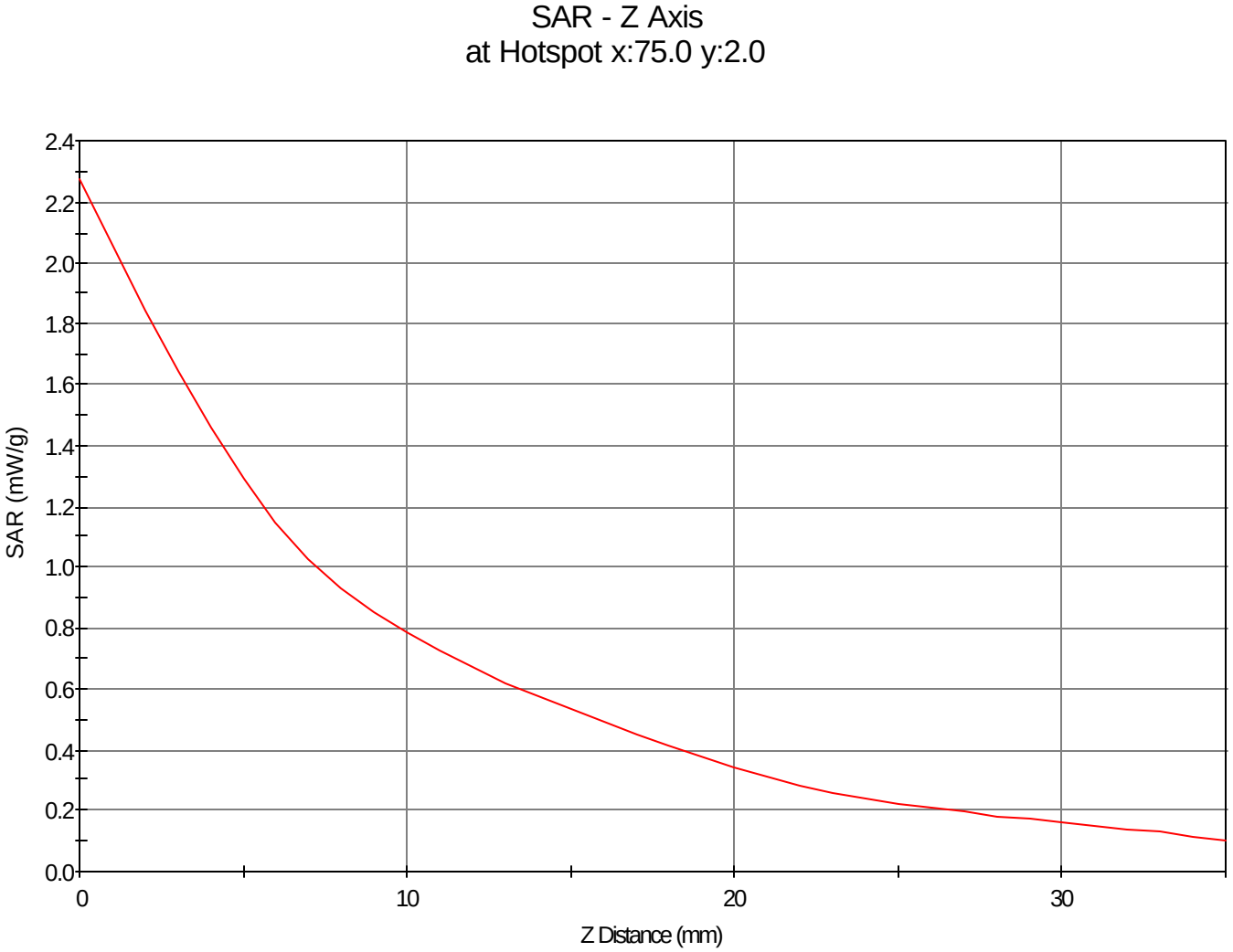
SAR - Z Axis
at Hotspot x:75.0 y:2.0
SAR (mW/g)
2.4
2.2
2.0
1.8
1.6
1.4
1.2
1.0
0.8
0.6
0.4
0.2
0.0
0
10
20
30
Z Distance (mm)

1g SAR Values

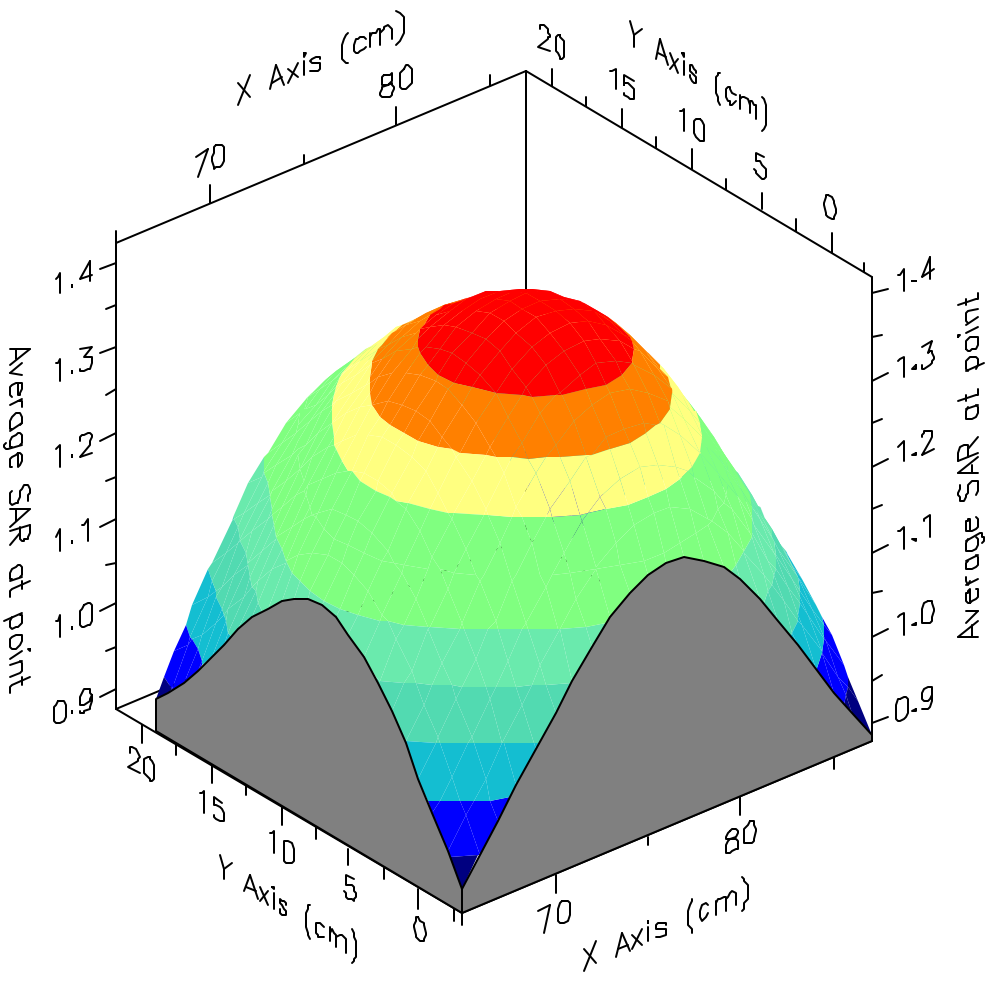

SAR Data Report 02112204

```
  Start        : 22-Nov-02 10:18:48 am
  End          : 22-Nov-02 10:25:02 am
  Code Version : 4.08
  Robot Version: 4.08

Product Data:
  Type             : SAMSUNG
  Model Number     : SPH-A505
  Serial Number    : F1BEA329
  Frequency        : 1880.00 MHz
  Transmit Pwr     : 0.225 W
  Antenna Type     : Helical
  Antenna Posn.    : In

Measurement Data:
  Phantom Name        : SAM RIGHT-3
  Phantom Type        : Right Ear
  Tissue Type         : Brain
  Tissue Dielectric   : 40.400
  Tissue Conductivity : 1.380
  Tissue Density      : 1.000
  Robot Name          : CRS

Probe Data:
  Probe Name              : PCT002
  Probe Type              : E Fld Triangle
  Frequency               : 1900 MHz
  Tissue Type             : Brain
  Calibrated Dielectric   : 40.200
  Calibrated Conductivity :  1.410
  Calibrated Density      :  1.000
  Probe Offset            :  2.400 mm
  Conversion Factor       :  4.700
  Probe Sensitivity :  3.000   2.995   2.653   mV/(mW/cm^2)
  Amplifier Gains   :  20.00   20.00   20.00

Sample:
  Rate:         6000 Samples/Sec
  Count:        1000 Samples
  NIDAQ Gain:   5

Comments:
  PCS Mode CH-600
  Tilt
  CF=1; Amb. Temp= 22.2 'C; Liq. Temp=22.1 'C



Area Scan - Max Peak SAR Value at x=11.0 y=-3.0 = 0.08 W/kg

Zoom Scan - Max Peak SAR Value at x=11.0 y=-6.0 z=0.0 = 0.18 W/kg

Max 1g SAR at x=12.0 y=-5.0 z=0.0 = 0.09 W/kg

Max 10g SAR at x=15.0 y=-7.0 z=0.0 = 0.05 W/kg
```

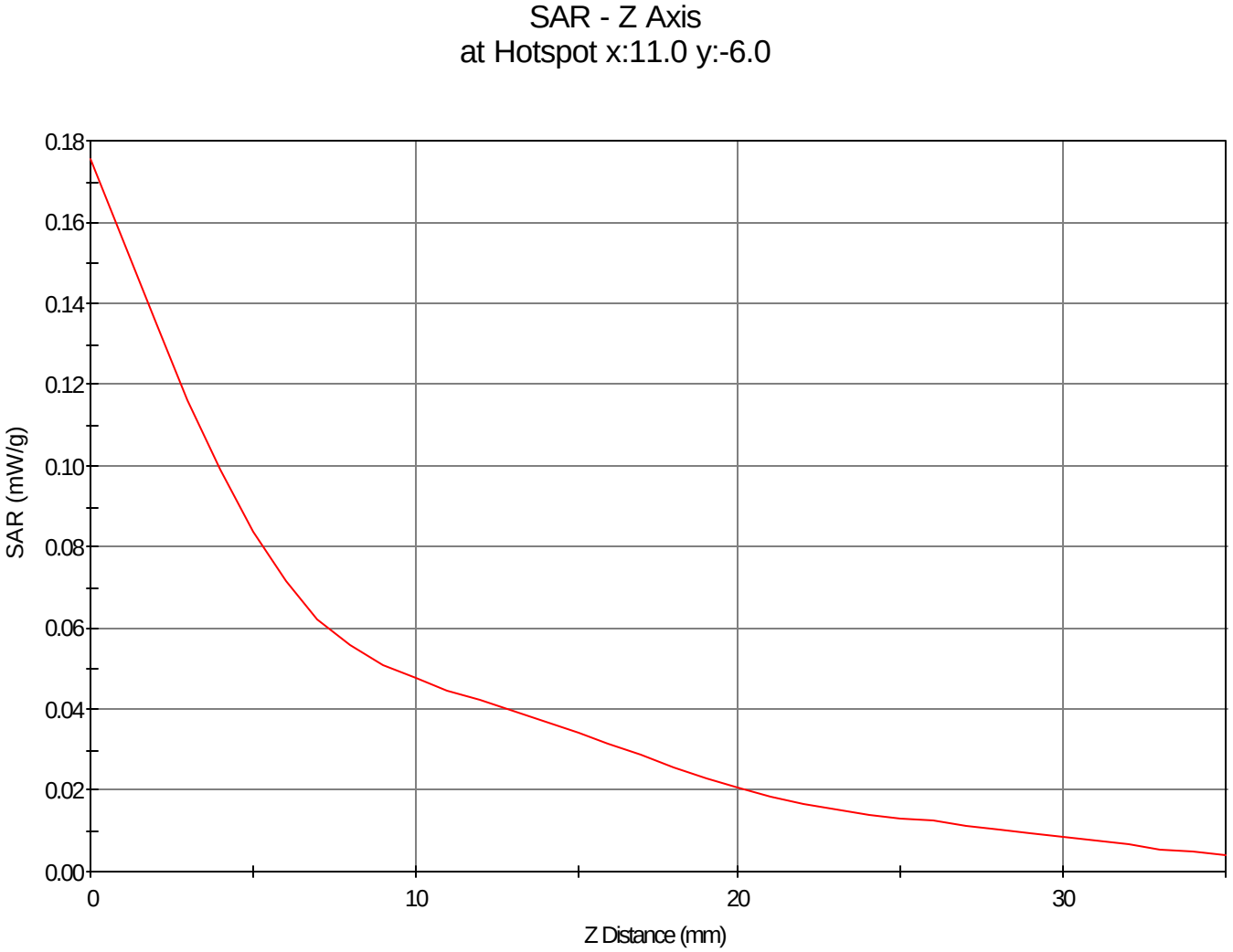
SAR - Z Axis
at Hotspot x:11.0 y:-6.0
SAR (mW/g)
0.18
0.16
0.14
0.12
0.10
0.08
0.06
0.04
0.02
0.00
0
10
20
30
Z Distance (mm)

1g SAR Values

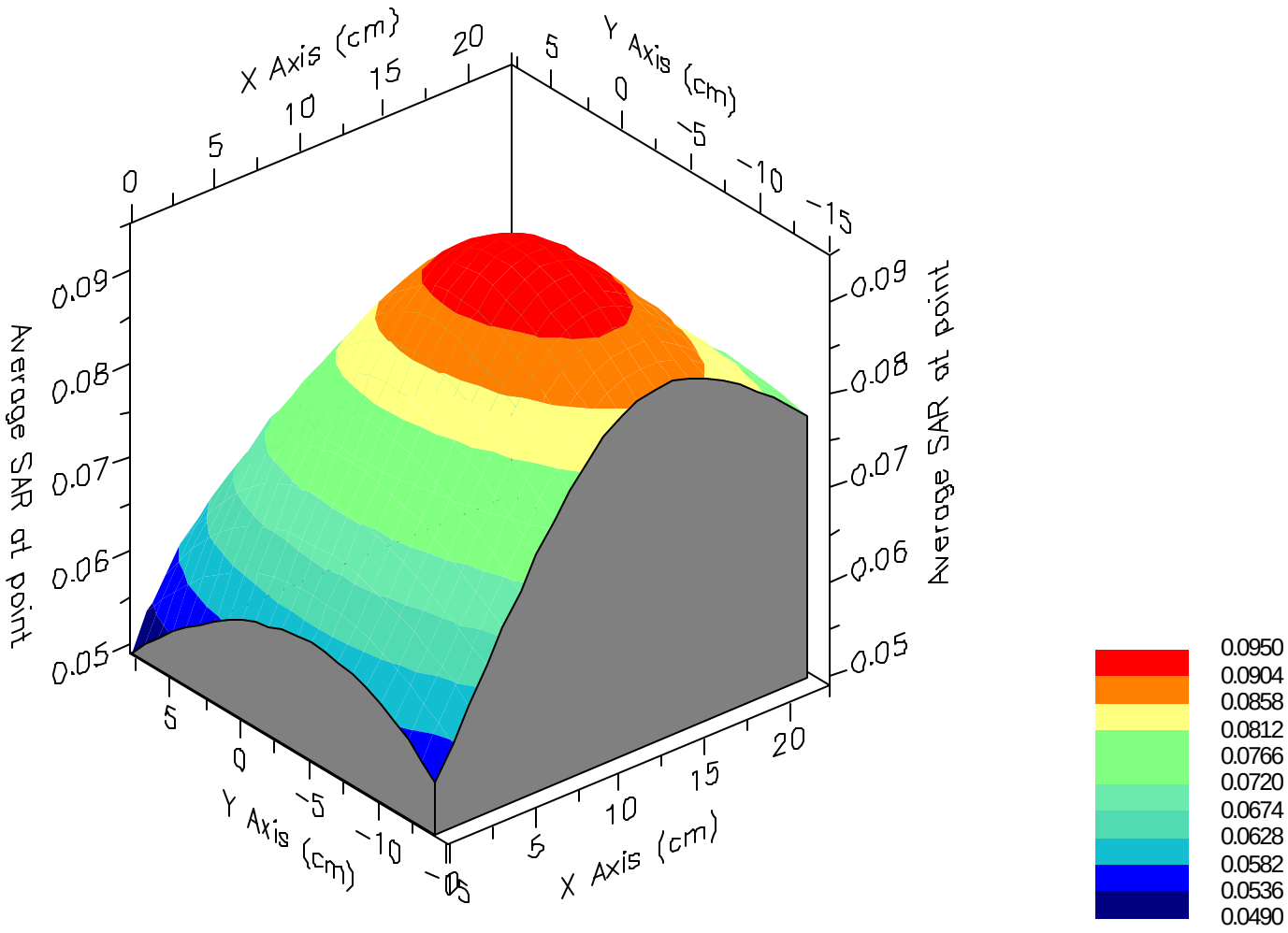

SAR Data Report 02112033

```
  Start        : 22-Nov-02 05:09:00 pm
  End          : 22-Nov-02 05:15:23 pm
  Code Version : 4.08
  Robot Version: 4.08

Product Data:
  Type             : SAMSUNG
  Model Number     : SPH-A505
  Serial Number    : F1BEA329
  Frequency        : 1851.25 MHz
  Transmit Pwr     : 0.225 W
  Antenna Type     : Helical
  Antenna Posn.    : In

Measurement Data:
  Phantom Name        : SAM LEFT-3
  Phantom Type        : Left Ear
  Tissue Type         : Brain
  Tissue Dielectric   : 40.400
  Tissue Conductivity : 1.380
  Tissue Density      : 1.000
  Robot Name          : CRS

Probe Data:
  Probe Name              : PCT002
  Probe Type              : E Fld Triangle
  Frequency               : 1900 MHz
  Tissue Type             : Brain
  Calibrated Dielectric   : 40.200
  Calibrated Conductivity :  1.410
  Calibrated Density      :  1.000
  Probe Offset            :  2.400 mm
  Conversion Factor       :  4.700
  Probe Sensitivity :  3.000   2.995   2.653   mV/(mW/cm^2)
  Amplifier Gains   :  20.00   20.00   20.00

Sample:
  Rate:         6000 Samples/Sec
  Count:        1000 Samples
  NIDAQ Gain:   5

Comments:
  PCS Mode CH-25
  Cheek
  CF=1; Amb. Temp= 22.2 'C; Liq. Temp=22.0 'C



Area Scan - Max Peak SAR Value at x=75.0 y=-10.0 = 1.39 W/kg

Zoom Scan - Max Peak SAR Value at x=69.0 y=-17.0 z=0.0 = 2.41 W/kg

Max 1g SAR at x=75.0 y=-5.0 z=0.0 = 1.45 W/kg

Max 10g SAR at x=72.0 y=-7.0 z=0.0 = 0.88 W/kg
```

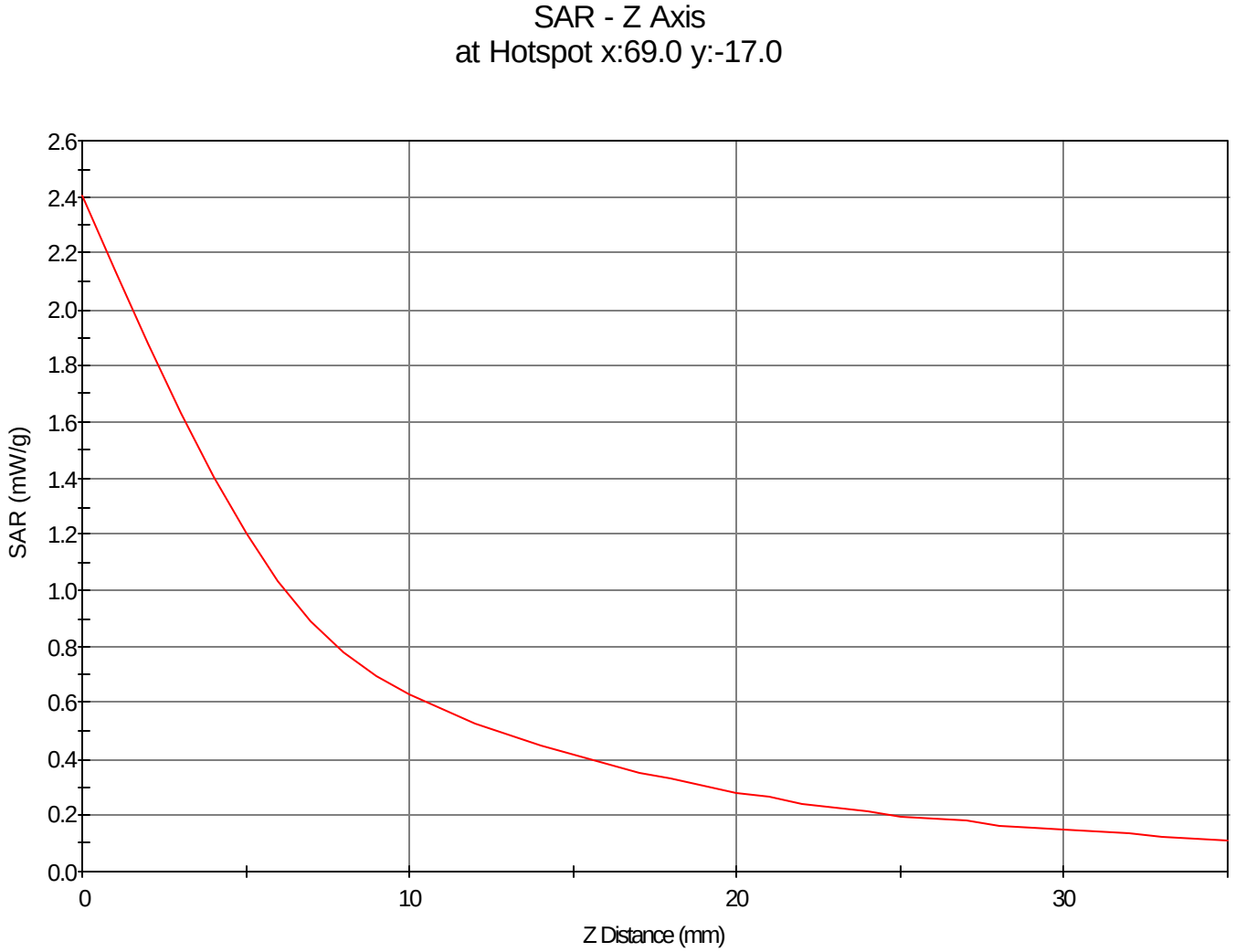
SAR - Z Axis
at Hotspot x:69.0 y:-17.0
SAR (mW/g)
2.6
2.4
2.2
2.0
1.8
1.6
1.4
1.2
1.0
0.8
0.6
0.4
0.2
0.0
0
10
20
30
Z Distance (mm)

1g SAR Values

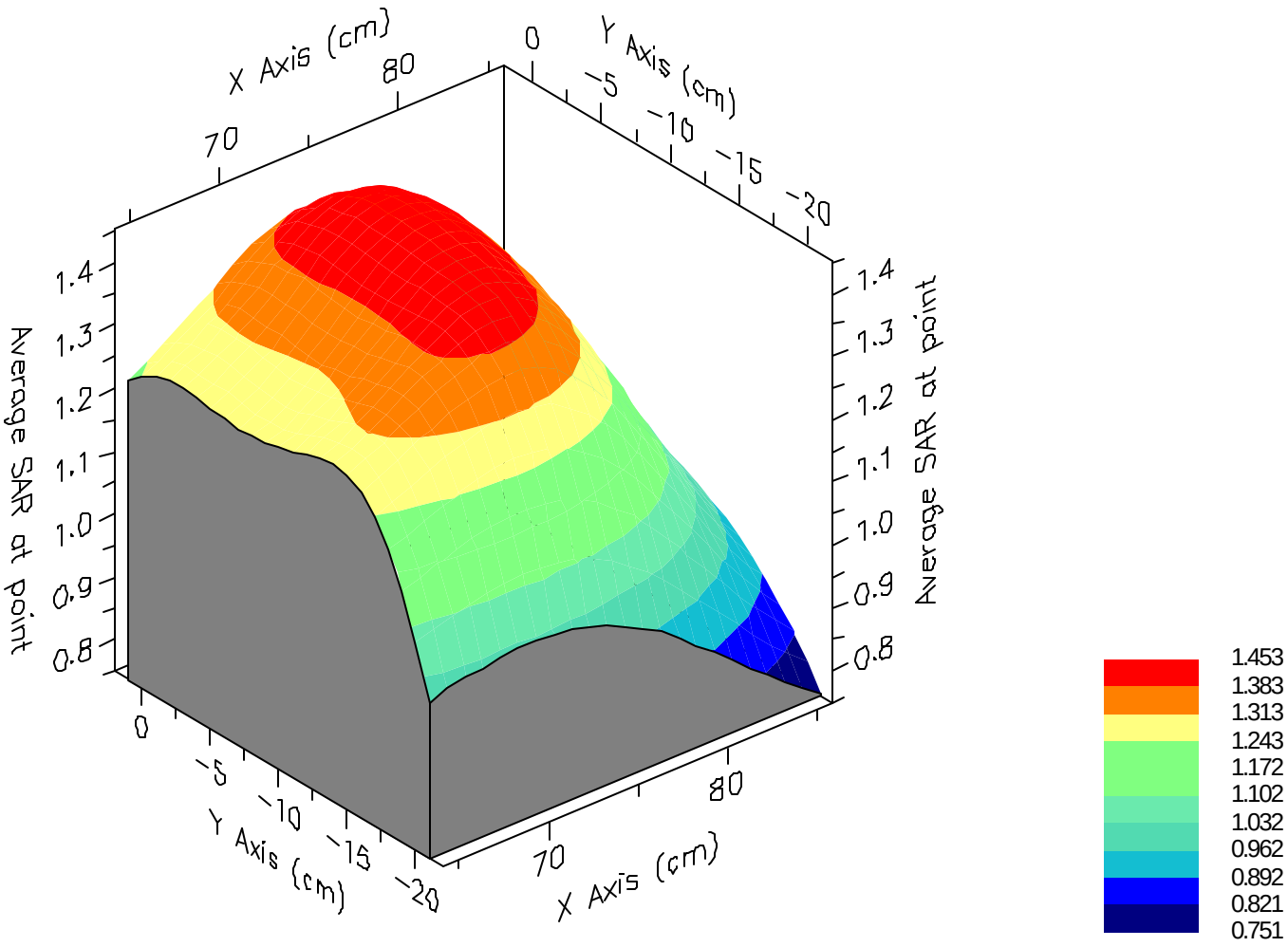

SAR Data Report 02112141

```
  Start        : 22-Nov-02 05:27:41 pm
  End          : 22-Nov-02 05:35:56 pm
  Code Version : 4.08
  Robot Version: 4.08

Product Data:
  Type             : SAMSUNG
  Model Number     : SPH-A505
  Serial Number    : F1BEA329
  Frequency        : 1880.00 MHz
  Transmit Pwr     : 0.225 W
  Antenna Type     : Helical
  Antenna Posn.    : In

Measurement Data:
  Phantom Name        : SAM LEFT-3
  Phantom Type        : Left Ear
  Tissue Type         : Brain
  Tissue Dielectric   : 40.400
  Tissue Conductivity : 1.380
  Tissue Density      : 1.000
  Robot Name          : CRS

Probe Data:
  Probe Name              : PCT002
  Probe Type              : E Fld Triangle
  Frequency               : 1900 MHz
  Tissue Type             : Brain
  Calibrated Dielectric   : 40.200
  Calibrated Conductivity :  1.410
  Calibrated Density      :  1.000
  Probe Offset            :  2.400 mm
  Conversion Factor       :  4.700
  Probe Sensitivity :  3.000   2.995   2.653   mV/(mW/cm^2)
  Amplifier Gains   :  20.00   20.00   20.00

Sample:
  Rate:         6000 Samples/Sec
  Count:        1000 Samples
  NIDAQ Gain:   5

Comments:
  PCS Mode CH-600
  Tilt
  CF=1; Amb. Temp= 22.2 'C; Liq. Temp=22.1 'C



Area Scan - Max Peak SAR Value at x=58.0 y=16.0 = 0.13 W/kg

Zoom Scan - Max Peak SAR Value at x=74.0 y=25.0 z=0.0 = 0.25 W/kg

Max 1g SAR at x=64.0 y=5.0 z=0.0 = 0.11 W/kg

Max 10g SAR at x=63.0 y=11.0 z=0.0 = 0.09 W/kg
```

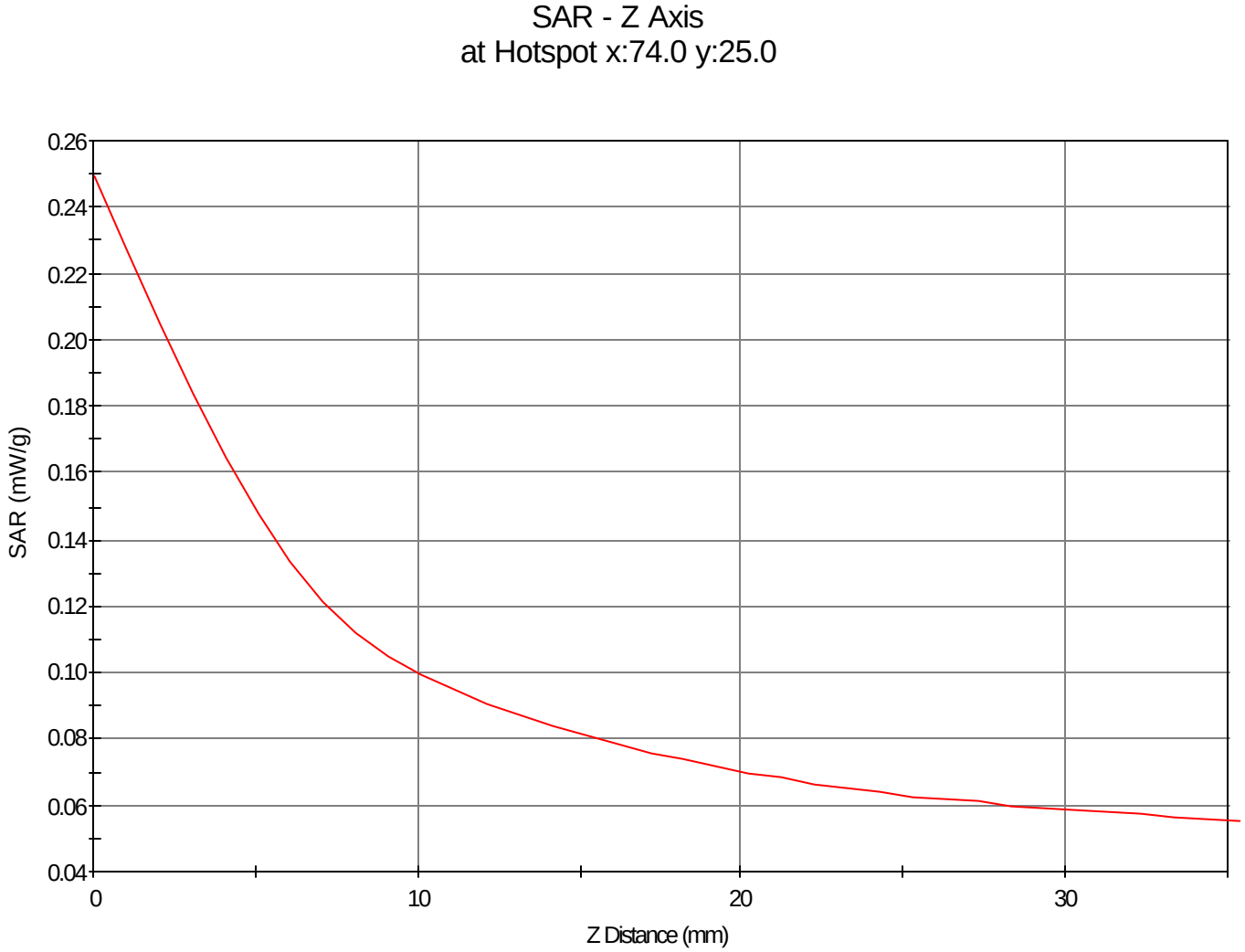
SAR - Z Axis
at Hotspot x:74.0 y:25.0
SAR (mW/g)
0.26
0.24
0.22
0.20
0.18
0.16
0.14
0.12
0.10
0.08
0.06
0.04
0
10
20
30
Z Distance (mm)

1g SAR Values

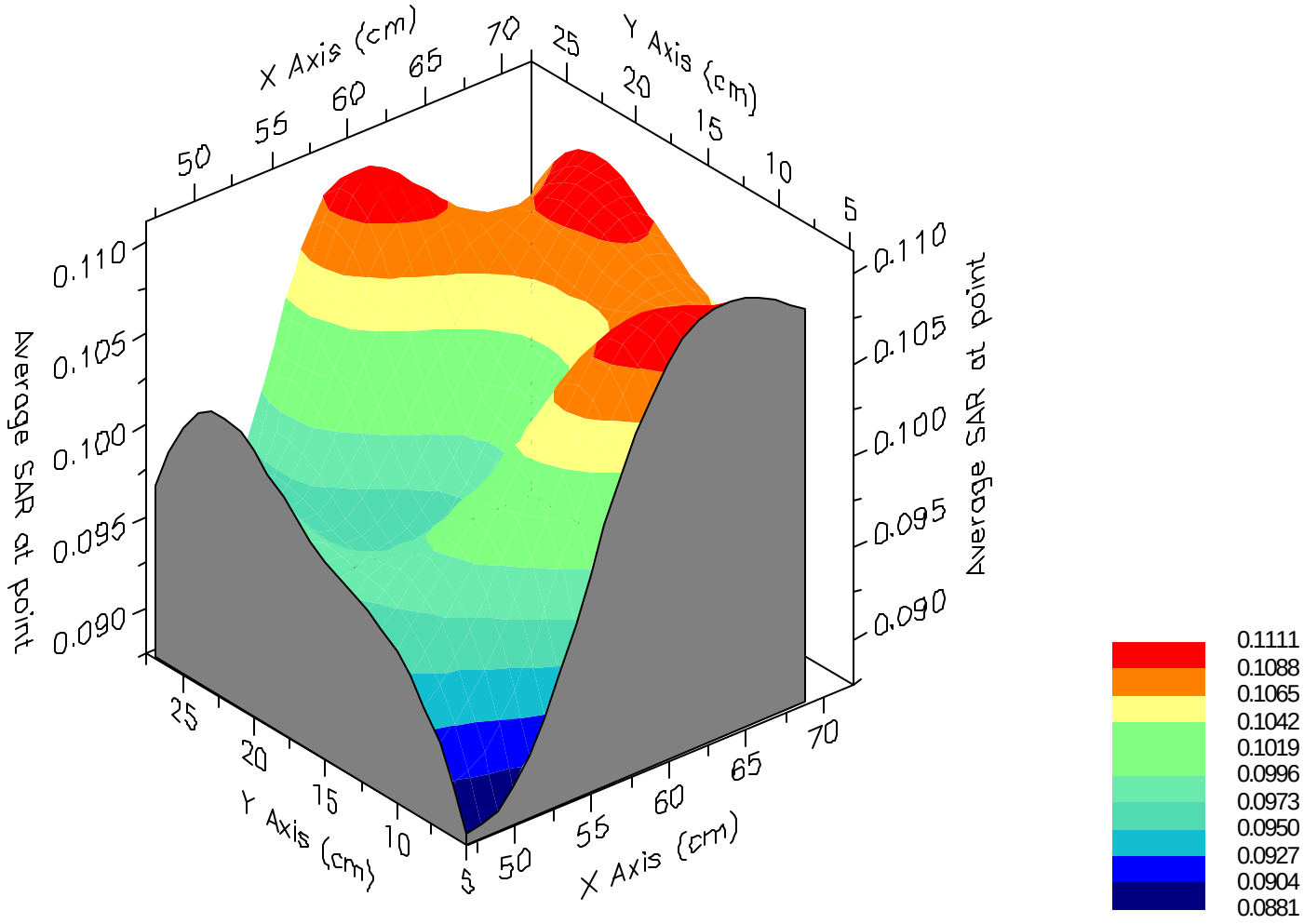

SAR Data Report 02112210

```
  Start        : 22-Nov-02 03:52:26 pm
  End          : 22-Nov-02 04:00:02 pm
  Code Version : 4.08
  Robot Version: 4.08

Product Data:
  Type             : SAMSUNG
  Model Number     : SPH-A505
  Serial Number    : F1BEA329
  Frequency        : 836.49 MHz
  Transmit Pwr     : 0.450 W
  Antenna Type     : Helical
  Antenna Posn.    : Out

Measurement Data:
  Phantom Name        : SAM FLAT
  Phantom Type        : Uniphantom
  Tissue Type         : Muscle
  Tissue Dielectric   : 54.000
  Tissue Conductivity : 0.980
  Tissue Density      : 1.000
  Robot Name          : CRS

Probe Data:
  Probe Name              : PCT002
  Probe Type              : E Fld Triangle
  Frequency               : 835 MHz
  Tissue Type             : Muscle
  Calibrated Dielectric   : 55.700
  Calibrated Conductivity :  0.990
  Calibrated Density      :  1.000
  Probe Offset            :  2.400 mm
  Conversion Factor       :  4.900
  Probe Sensitivity :  3.597   3.474   3.049   mV/(mW/cm^2)
  Amplifier Gains   :  20.00   20.00   20.00

Sample:
  Rate:         6000 Samples/Sec
  Count:        1000 Samples
  NIDAQ Gain:   5

Comments:
  AMPS Mode CH-383
  Body
  CF=1; Amb. Temp= 22.2 'C; Liq. Temp=22.1 'C
```

Area Scan - Max Peak SAR Value at x=3.0 y=-9.0 = 0.39 W/kg

Zoom Scan - Max Peak SAR Value at x=3.0 y=-10.0 z=0.0 = 0.65 W/kg

Max 1g SAR at x=4.0 y=-9.0 z=0.0 = 0.43 W/kg

Max 10g SAR at x=4.0 y=-9.0 z=0.0 = 0.28 W/kg

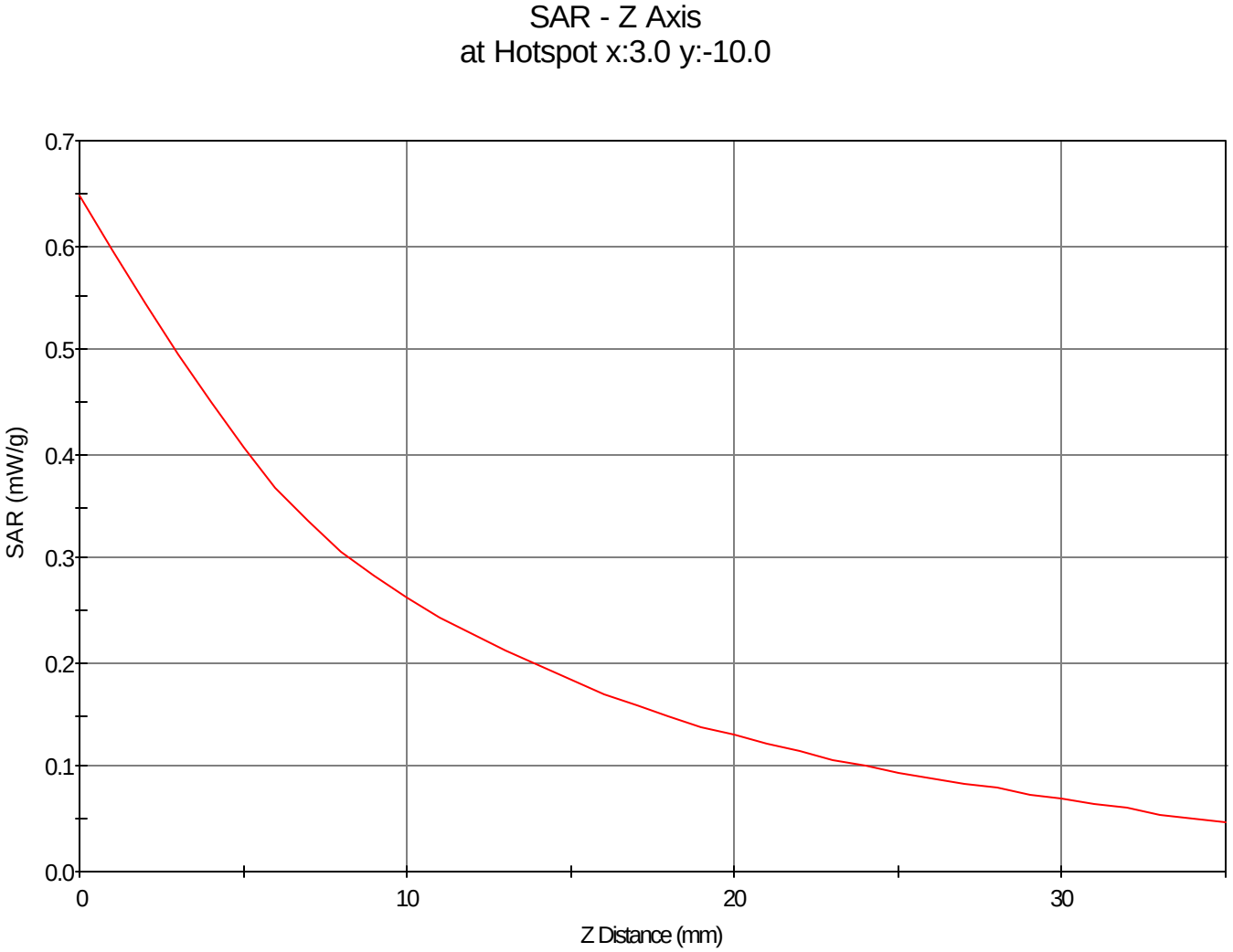
SAR - Z Axis
at Hotspot x:3.0 y:-10.0
SAR (mW/g)
0.7
0.6
0.5
0.4
0.3
0.2
0.1
0.0
0
10
20
30
Z Distance (mm)

1g SAR Values

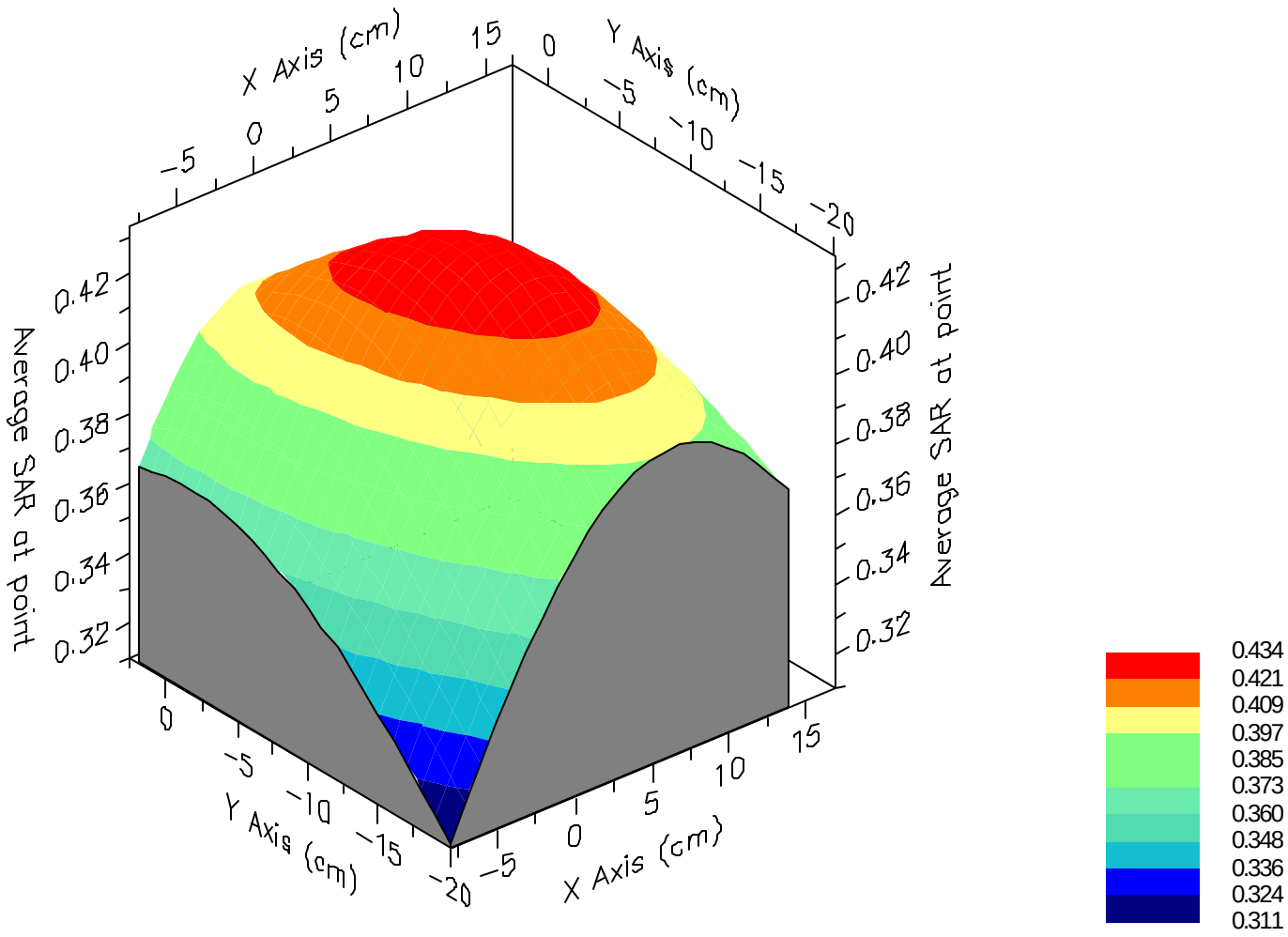

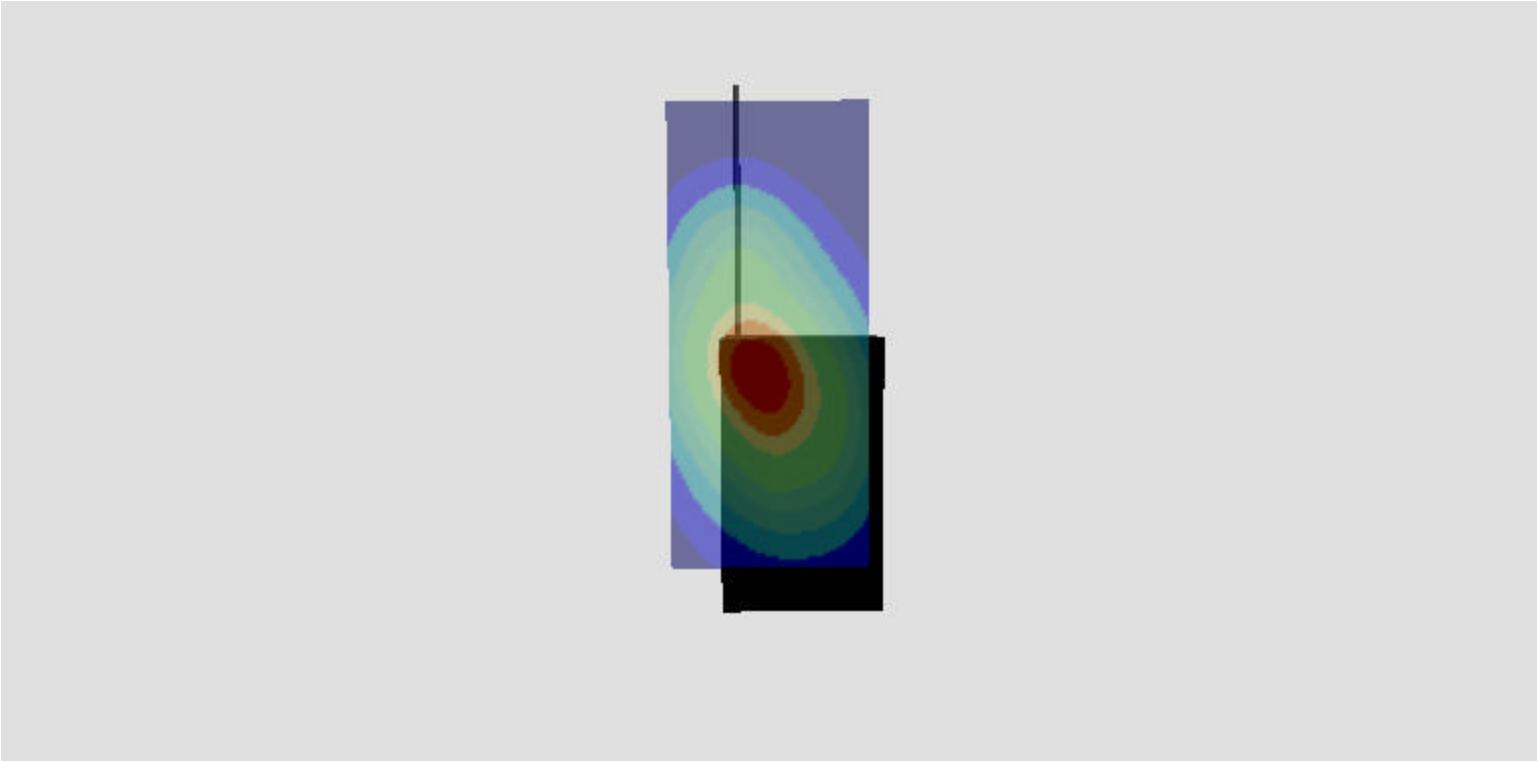

SAR Data Report 02112209

```
  Start        : 22-Nov-02 03:44:31 pm
  End          : 22-Nov-02 03:52:04 pm
  Code Version : 4.08
  Robot Version: 4.08

Product Data:
  Type             : SAMSUNG
  Model Number     : SPH-A505
  Serial Number    : F1BEA329
  Frequency        : 836.49 MHz
  Transmit Pwr     : 0.450 W
  Antenna Type     : Helical
  Antenna Posn.    : In

Measurement Data:
  Phantom Name        : SAM FLAT
  Phantom Type        : Uniphantom
  Tissue Type         : Muscle
  Tissue Dielectric   : 54.000
  Tissue Conductivity : 0.980
  Tissue Density      : 1.000
  Robot Name          : CRS

Probe Data:
  Probe Name              : PCT002
  Probe Type              : E Fld Triangle
  Frequency               : 835 MHz
  Tissue Type             : Muscle
  Calibrated Dielectric   : 55.700
  Calibrated Conductivity :  0.990
  Calibrated Density      :  1.000
  Probe Offset            :  2.400 mm
  Conversion Factor       :  4.900
  Probe Sensitivity :  3.597   3.474   3.049   mV/(mW/cm^2)
  Amplifier Gains   :  20.00   20.00   20.00

Sample:
  Rate:         6000 Samples/Sec
  Count:        1000 Samples
  NIDAQ Gain:   5

Comments:
  AMPS Mode CH-383
  Body
  CF=1; Amb. Temp= 22.2 'C; Liq. Temp=22.1 'C
```

Area Scan - Max Peak SAR Value at x=3.0 y=-12.0 = 0.33 W/kg

Zoom Scan - Max Peak SAR Value at x=4.0 y=-11.0 z=0.0 = 0.61 W/kg

Max 1g SAR at x=5.0 y=-11.0 z=0.0 = 0.37 W/kg

Max 10g SAR at x=5.0 y=-13.0 z=0.0 = 0.23 W/kg

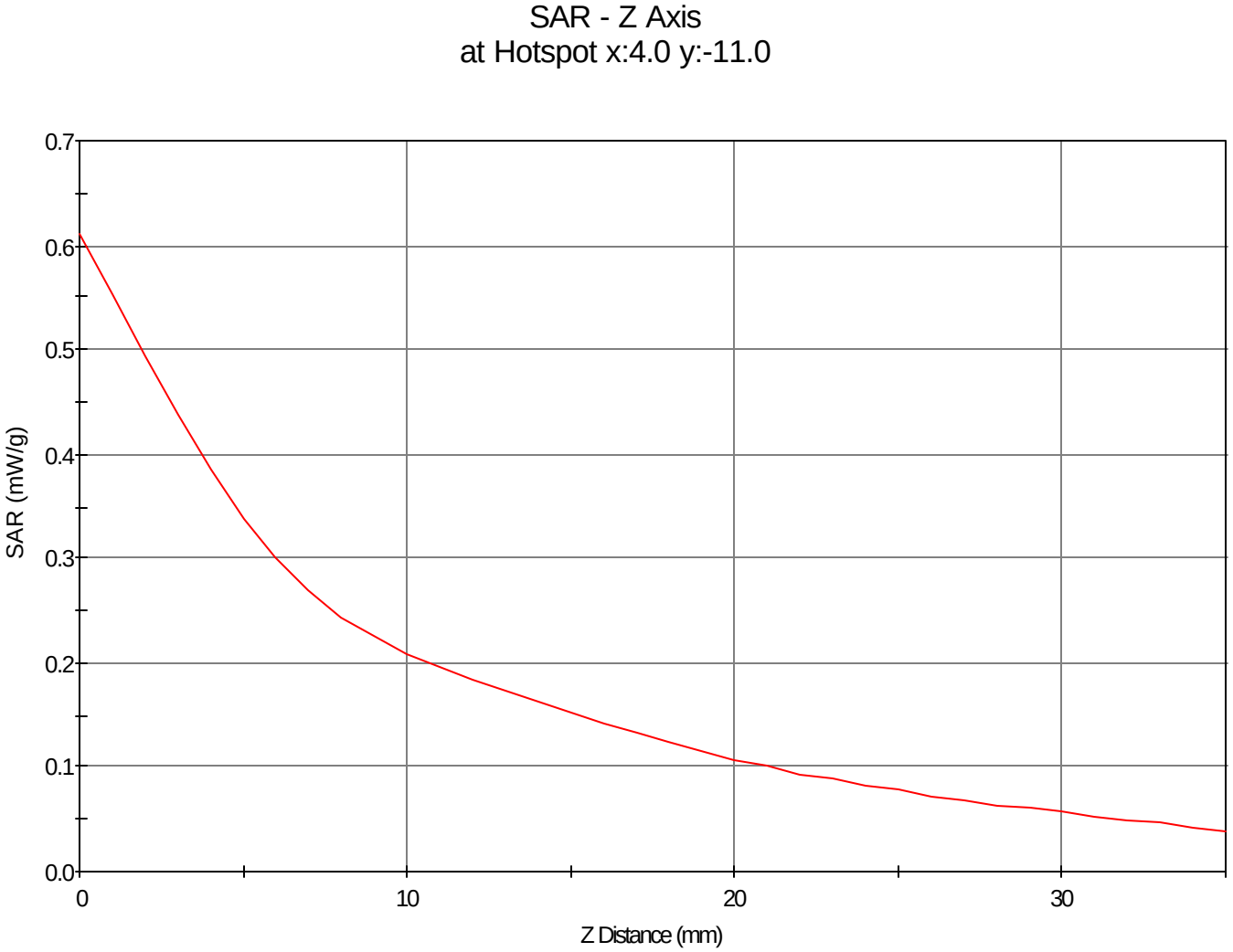
SAR - Z Axis
at Hotspot x:4.0 y:-11.0
SAR (mW/g)
0.7
0.6
0.5
0.4
0.3
0.2
0.1
0.0
0
10
20
30
Z Distance (mm)

1g SAR Values

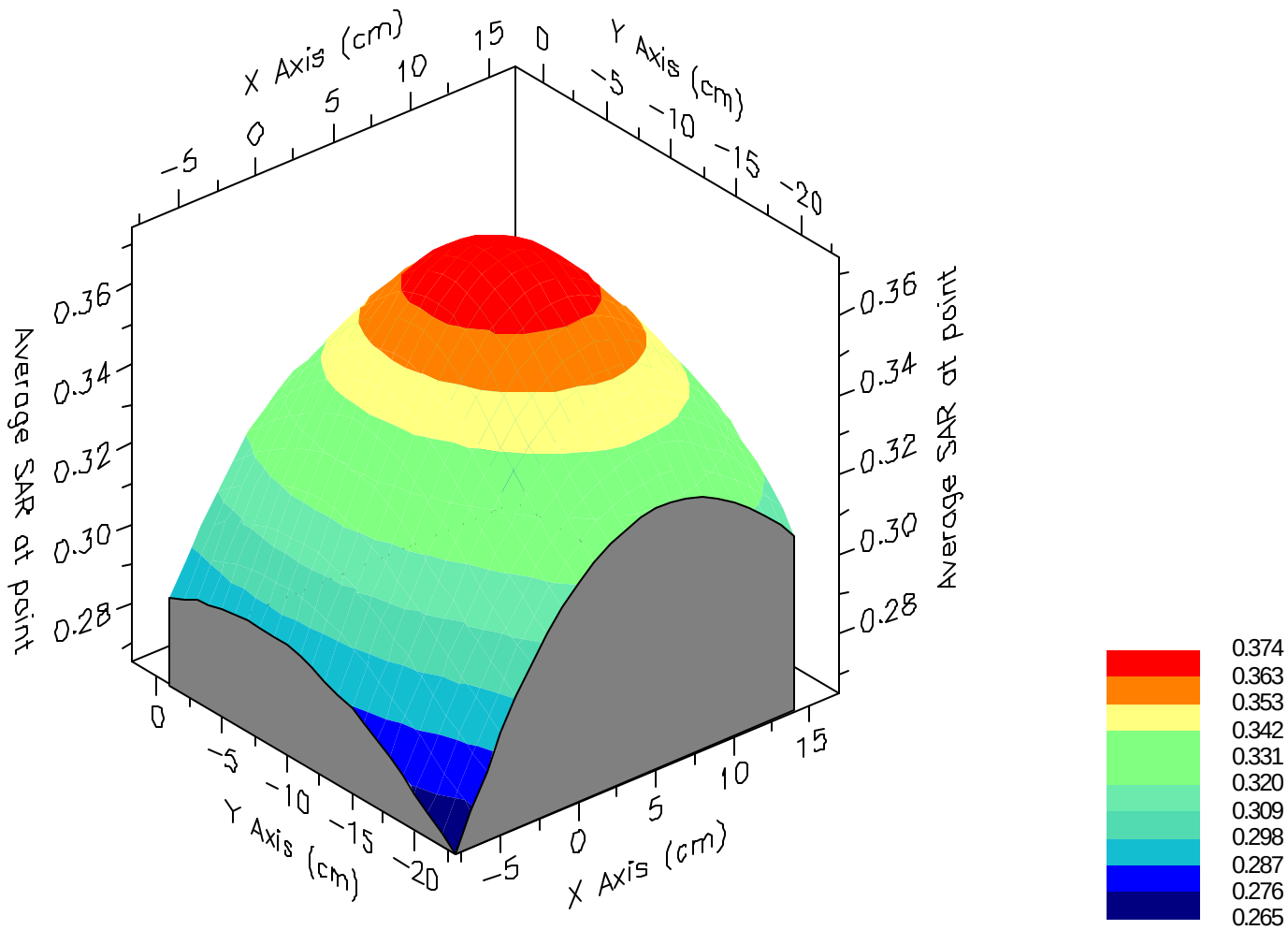



SAR Data Report 02112214

```
  Start        : 22-Nov-02 04:30:57 pm
  End          : 22-Nov-02 04:38:49 pm
  Code Version : 4.08
  Robot Version: 4.08

Product Data:
  Type             : SAMSUNG
  Model Number     : SPH-A505
  Serial Number    : F1BEA329
  Frequency        : 835.89 MHz
  Transmit Pwr     : 0.280 W
  Antenna Type     : Helical
  Antenna Posn.    : Out

Measurement Data:
  Phantom Name        : SAM FLAT
  Phantom Type        : Uniphantom
  Tissue Type         : Muscle
  Tissue Dielectric   : 54.000
  Tissue Conductivity : 0.980
  Tissue Density      : 1.000
  Robot Name          : CRS

Probe Data:
  Probe Name              : PCT002
  Probe Type              : E Fld Triangle
  Frequency               : 835 MHz
  Tissue Type             : Muscle
  Calibrated Dielectric   : 55.700
  Calibrated Conductivity :  0.990
  Calibrated Density      :  1.000
  Probe Offset            :  2.400 mm
  Conversion Factor       :  4.900
  Probe Sensitivity :  3.597   3.474   3.049   mV/(mW/cm^2)
  Amplifier Gains   :  20.00   20.00   20.00

Sample:
  Rate:         6000 Samples/Sec
  Count:        1000 Samples
  NIDAQ Gain:   5

Comments:
  CDMA Mode CH-363
  Body
  CF=1; Amb. Temp= 22.2 'C; Liq. Temp=22.1 'C
```

Area Scan - Max Peak SAR Value at x=8.0 y=-11.0 = 0.31 W/kg

Zoom Scan - Max Peak SAR Value at x=8.0 y=-2.0 z=0.0 = 0.71 W/kg

Max 1g SAR at x=8.0 y=-2.0 z=0.0 = 0.37 W/kg

Max 10g SAR at x=10.0 y=-10.0 z=0.0 = 0.21 W/kg

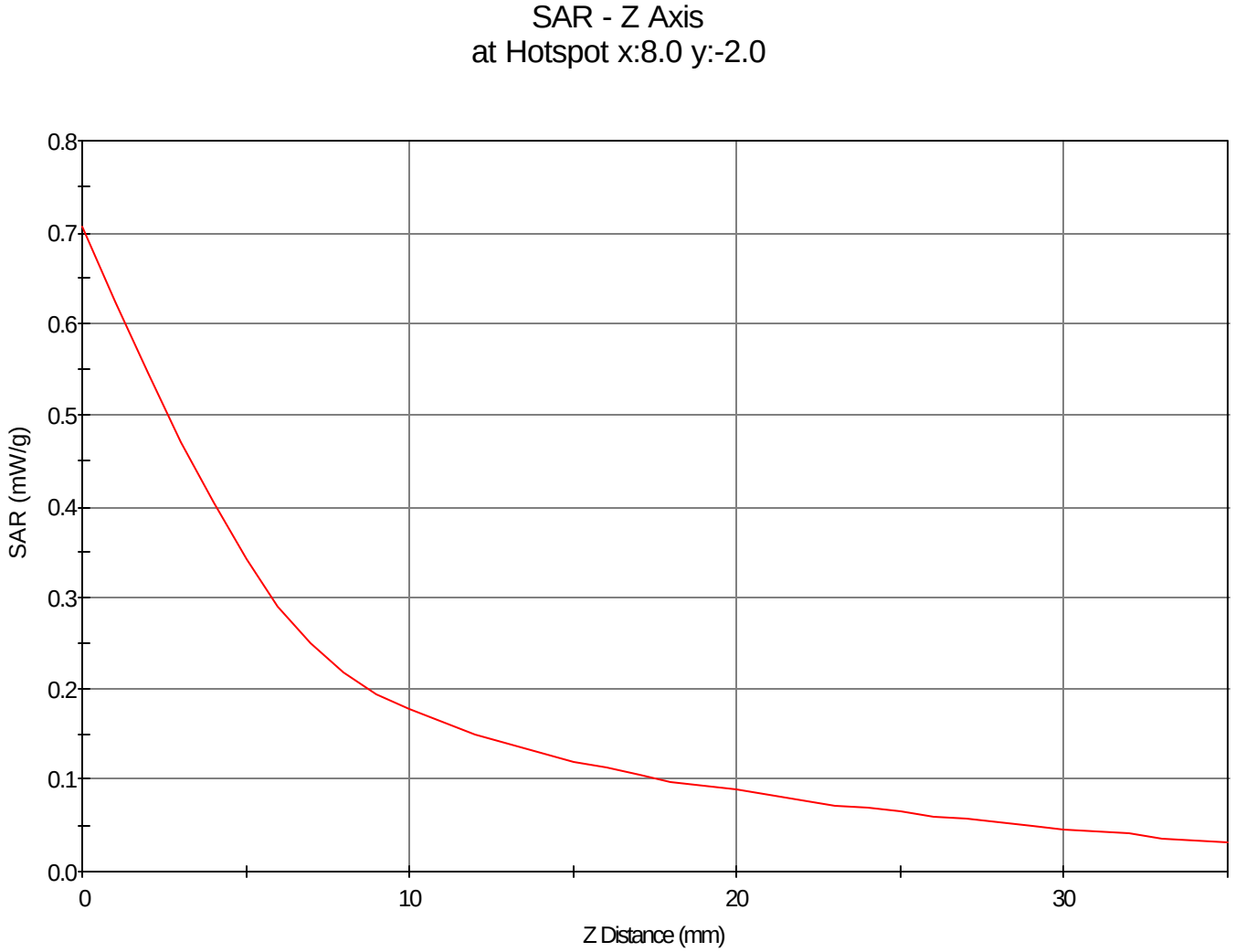
SAR - Z Axis
at Hotspot x:8.0 y:-2.0
SAR (mW/g)
0.8
0.7
0.6
0.5
0.4
0.3
0.2
0.1
0.0
0
10
20
30
Z Distance (mm)

1g SAR Values

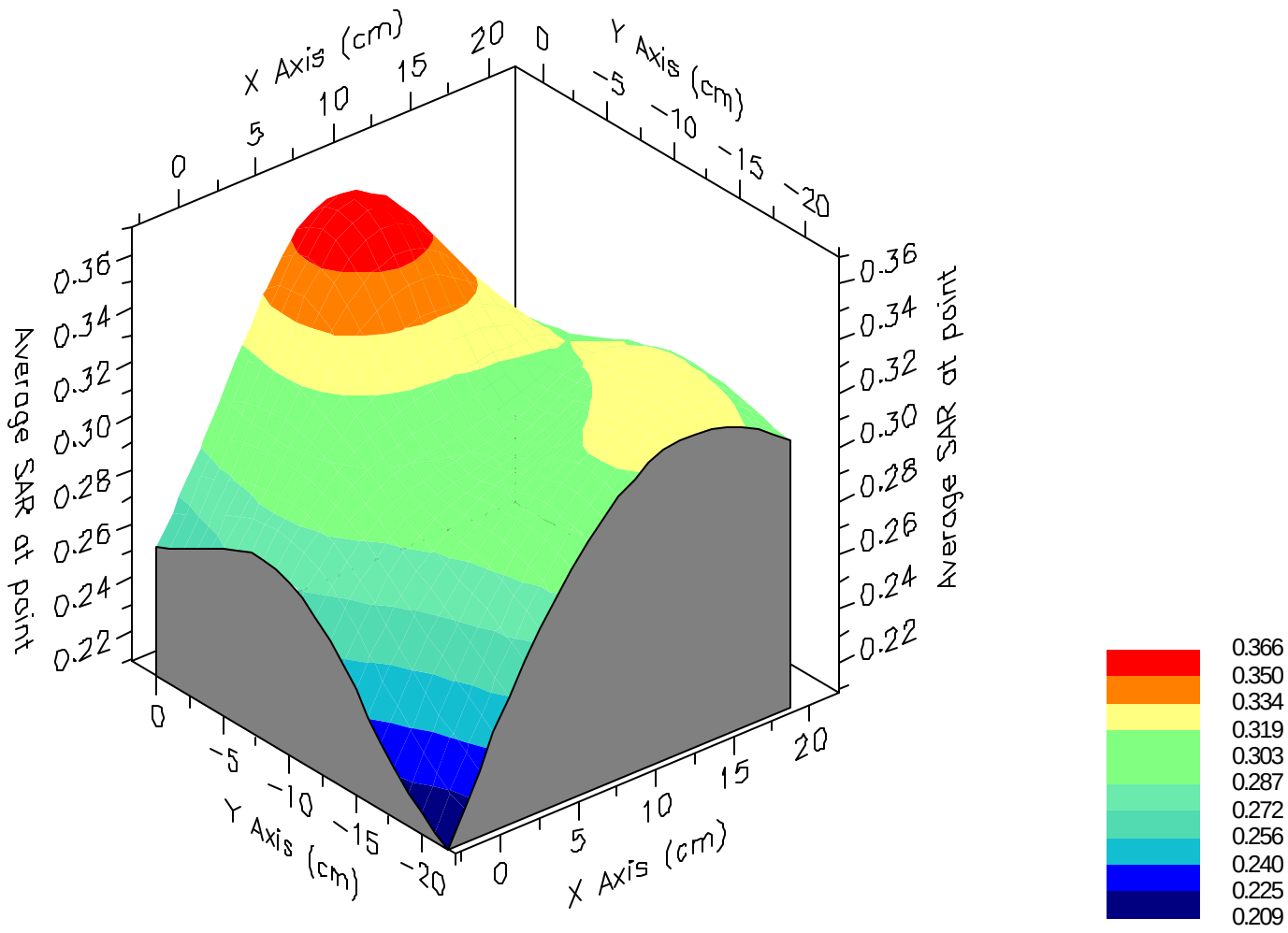

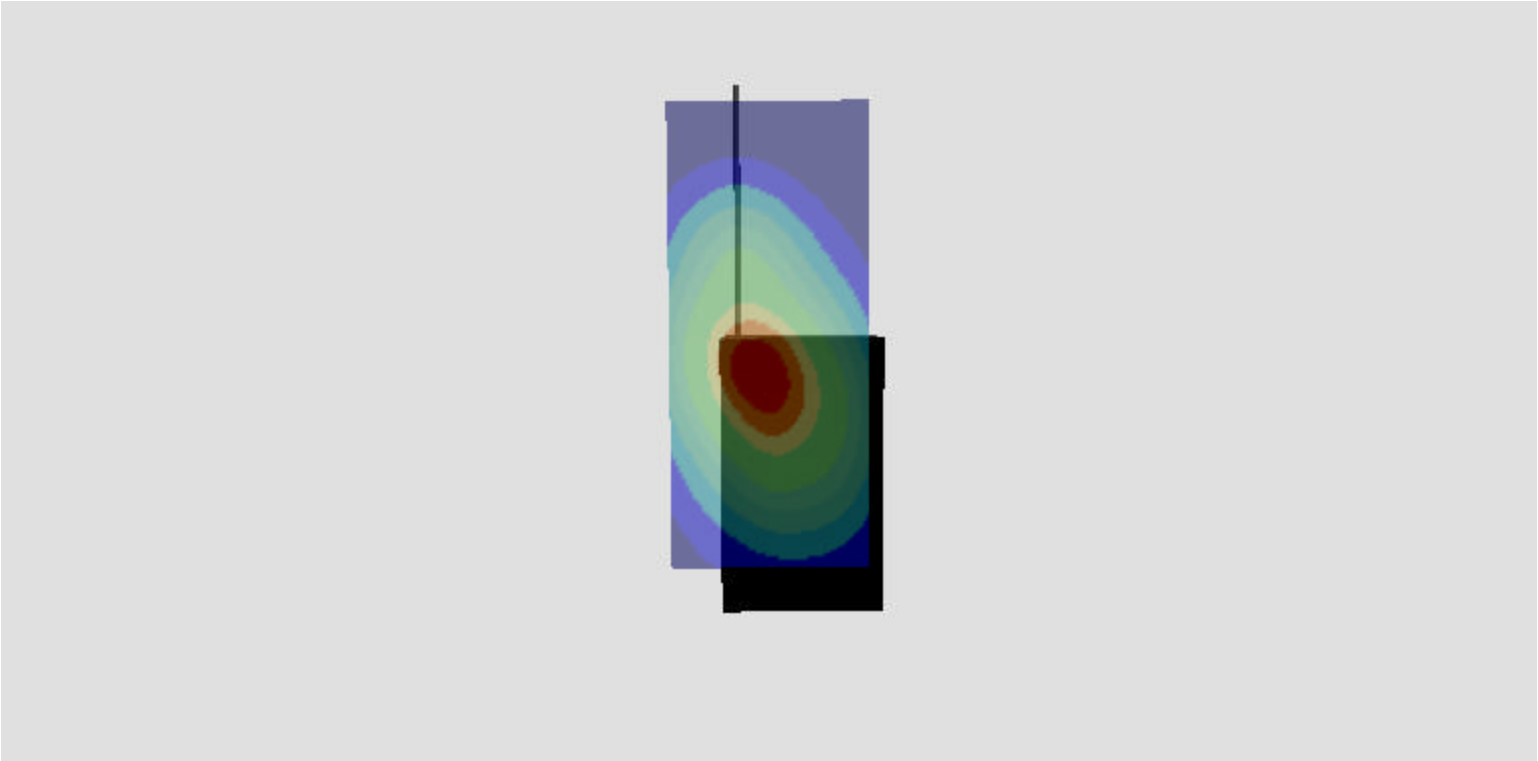

SAR Data Report 02112213

```
  Start        : 22-Nov-02 04:20:02 pm
  End          : 22-Nov-02 04:27:36 pm
  Code Version : 4.08
  Robot Version: 4.08

Product Data:
  Type             : SAMSUNG
  Model Number     : SPH-A505
  Serial Number    : F1BEA329
  Frequency        : 835.89 MHz
  Transmit Pwr     : 0.280 W
  Antenna Type     : Helical
  Antenna Posn.    : In

Measurement Data:
  Phantom Name        : SAM FLAT
  Phantom Type        : Uniphantom
  Tissue Type         : Muscle
  Tissue Dielectric   : 54.000
  Tissue Conductivity : 0.980
  Tissue Density      : 1.000
  Robot Name          : CRS

Probe Data:
  Probe Name              : PCT002
  Probe Type              : E Fld Triangle
  Frequency               : 835 MHz
  Tissue Type             : Muscle
  Calibrated Dielectric   : 55.700
  Calibrated Conductivity :  0.990
  Calibrated Density      :  1.000
  Probe Offset            :  2.400 mm
  Conversion Factor       :  4.900
  Probe Sensitivity :  3.597   3.474   3.049   mV/(mW/cm^2)
  Amplifier Gains   :  20.00   20.00   20.00

Sample:
  Rate:         6000 Samples/Sec
  Count:        1000 Samples
  NIDAQ Gain:   5

Comments:
  CDMA Mode CH-363
  Body
  CF=1; Amb. Temp= 22.2 'C; Liq. Temp=22.1 'C
```

Area Scan - Max Peak SAR Value at x=5.0 y=-12.0 = 0.22 W/kg

Zoom Scan - Max Peak SAR Value at x=21.0 y=4.0 z=0.0 = 0.38 W/kg

Max 1g SAR at x=16.0 y=-21.0 z=0.0 = 0.16 W/kg

Max 10g SAR at x=10.0 y=-14.0 z=0.0 = 0.07 W/kg

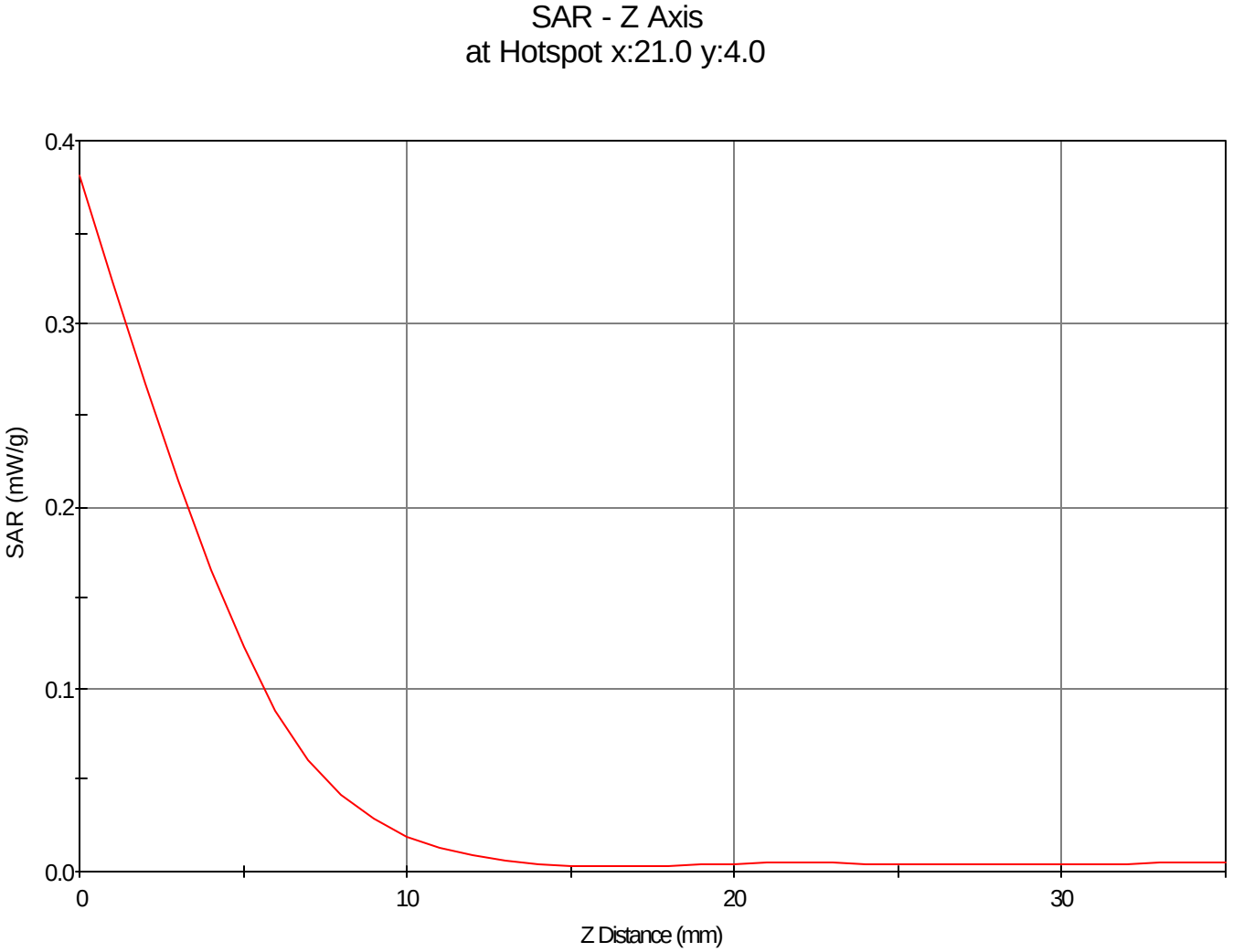
SAR - Z Axis
at Hotspot x:21.0 y:4.0
SAR (mW/g)
0.4
0.3
0.2
0.1
0.0
0
10
20
30
Z Distance (mm)

1g SAR Values

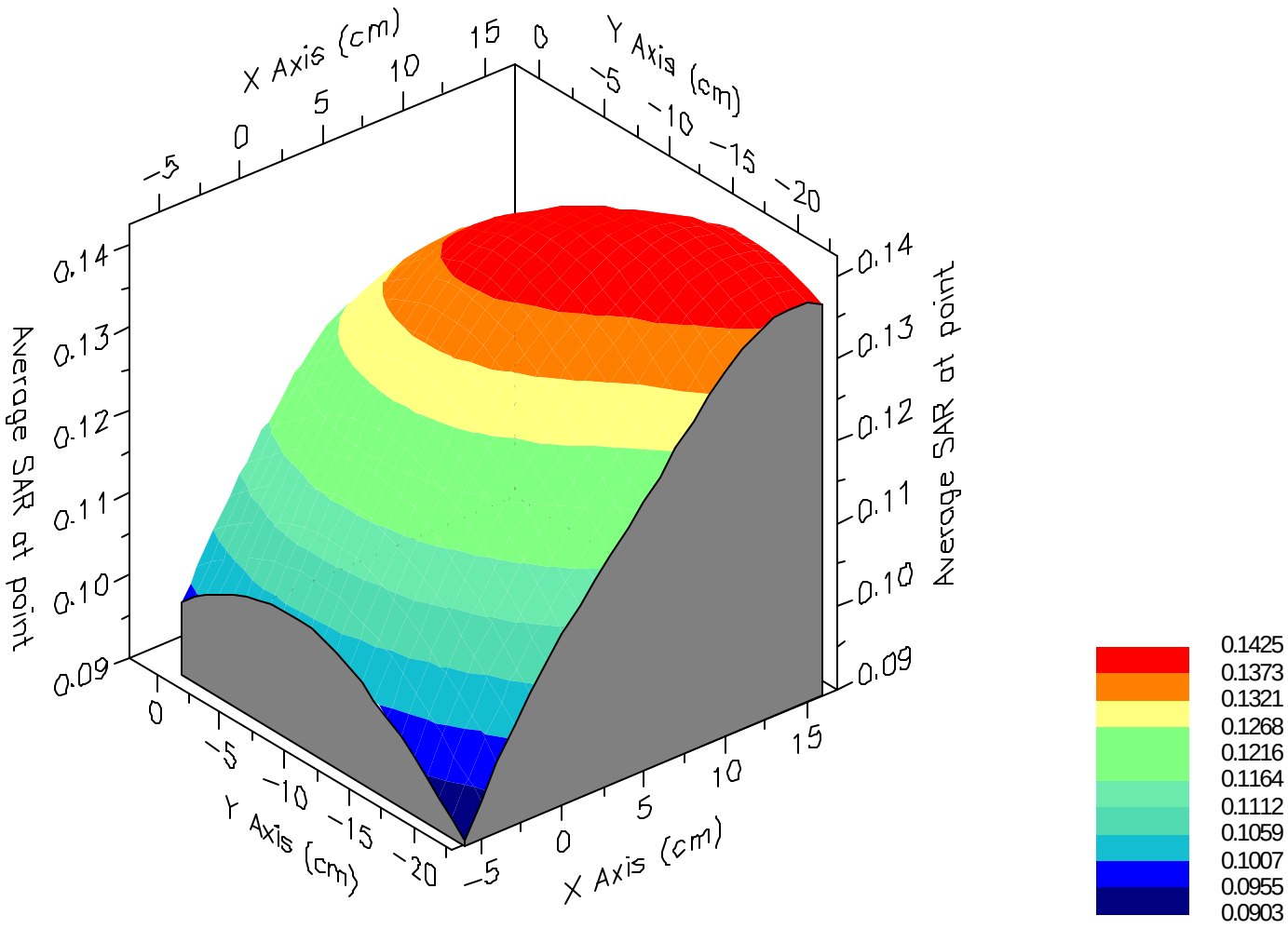



SAR Data Report 02112216

```
  Start        : 22-Nov-02 04:59:58 pm
  End          : 22-Nov-02 05:07:39 pm
  Code Version : 4.08
  Robot Version: 4.08

Product Data:
  Type             : SAMSUNG
  Model Number     : SPH-A505
  Serial Number    : F1BEA329
  Frequency        : 1851.25 MHz
  Transmit Pwr     : 0.225 W
  Antenna Type     : Helical
  Antenna Posn.    : In

Measurement Data:
  Phantom Name        : SAM FLAT
  Phantom Type        : Uniphantom
  Tissue Type         : Muscle
  Tissue Dielectric   : 54.800
  Tissue Conductivity : 1.500
  Tissue Density      : 1.000
  Robot Name          : CRS

Probe Data:
  Probe Name              : PCT002
  Probe Type              : E Fld Triangle
  Frequency               : 1900 MHz
  Tissue Type             : Muscle
  Calibrated Dielectric   : 53.900
  Calibrated Conductivity :  1.480
  Calibrated Density      :  1.000
  Probe Offset            :  2.400 mm
  Conversion Factor       :  4.500
  Probe Sensitivity :  3.000   2.995   2.653   mV/(mW/cm^2)
  Amplifier Gains   :  20.00   20.00   20.00

Sample:
  Rate:         6000 Samples/Sec
  Count:        1000 Samples
  NIDAQ Gain:   5

Comments:
  PCS Mode CH-0025
  Body
  CF=1; Amb. Temp= 22.2 'C; Liq. Temp=22.1 'C



Area Scan - Max Peak SAR Value at x=5.0 y=-13.0 = 0.99 W/kg

Zoom Scan - Max Peak SAR Value at x=5.0 y=-12.0 z=0.0 = 2.10 W/kg

Max 1g SAR at x=6.0 y=-12.0 z=0.0 = 1.18 W/kg

Max 10g SAR at x=6.0 y=-13.0 z=0.0 = 0.65 W/kg
```

SAR - Z Axis
at Hotspot x:5.0 y:-12.0

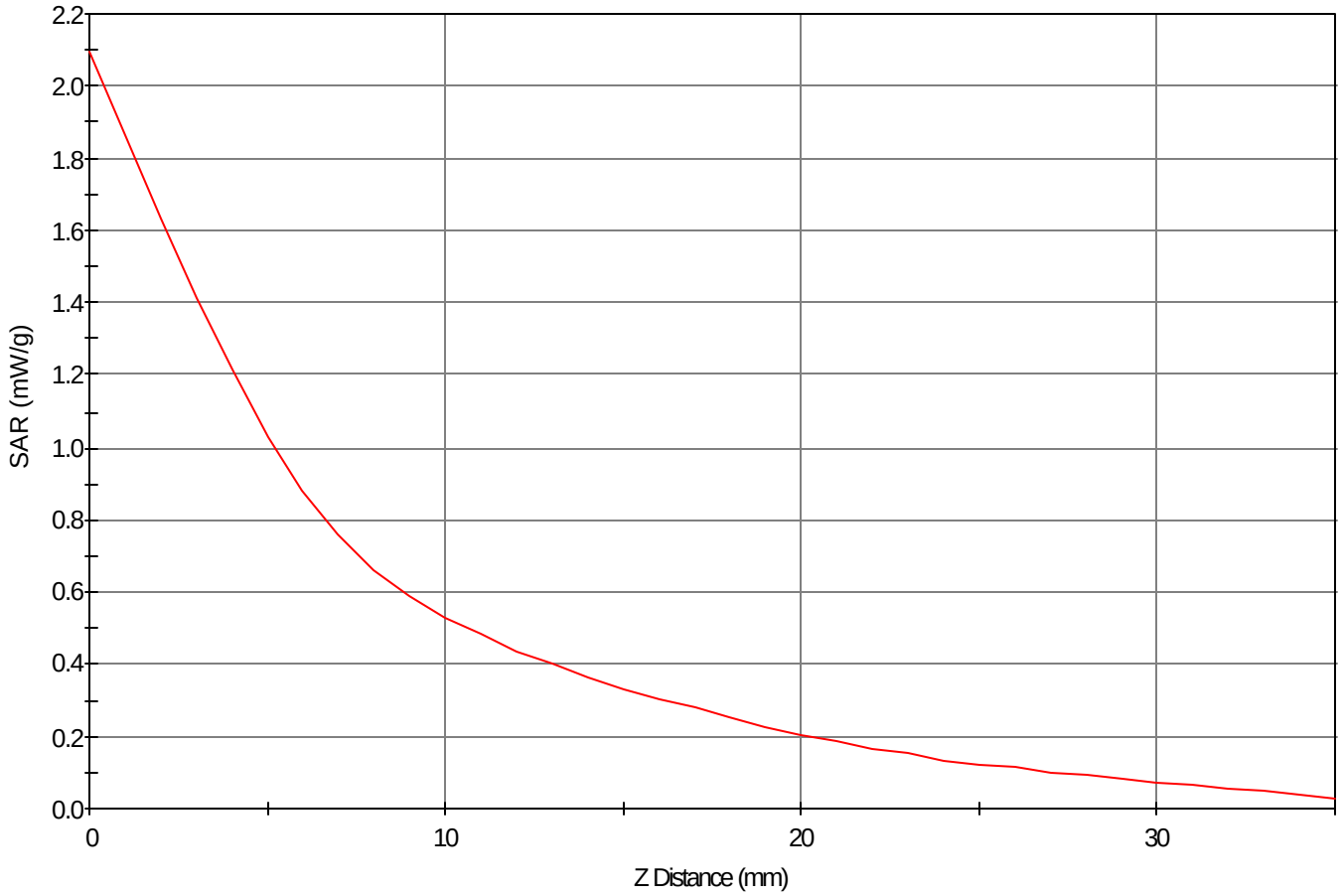

1g SAR Values

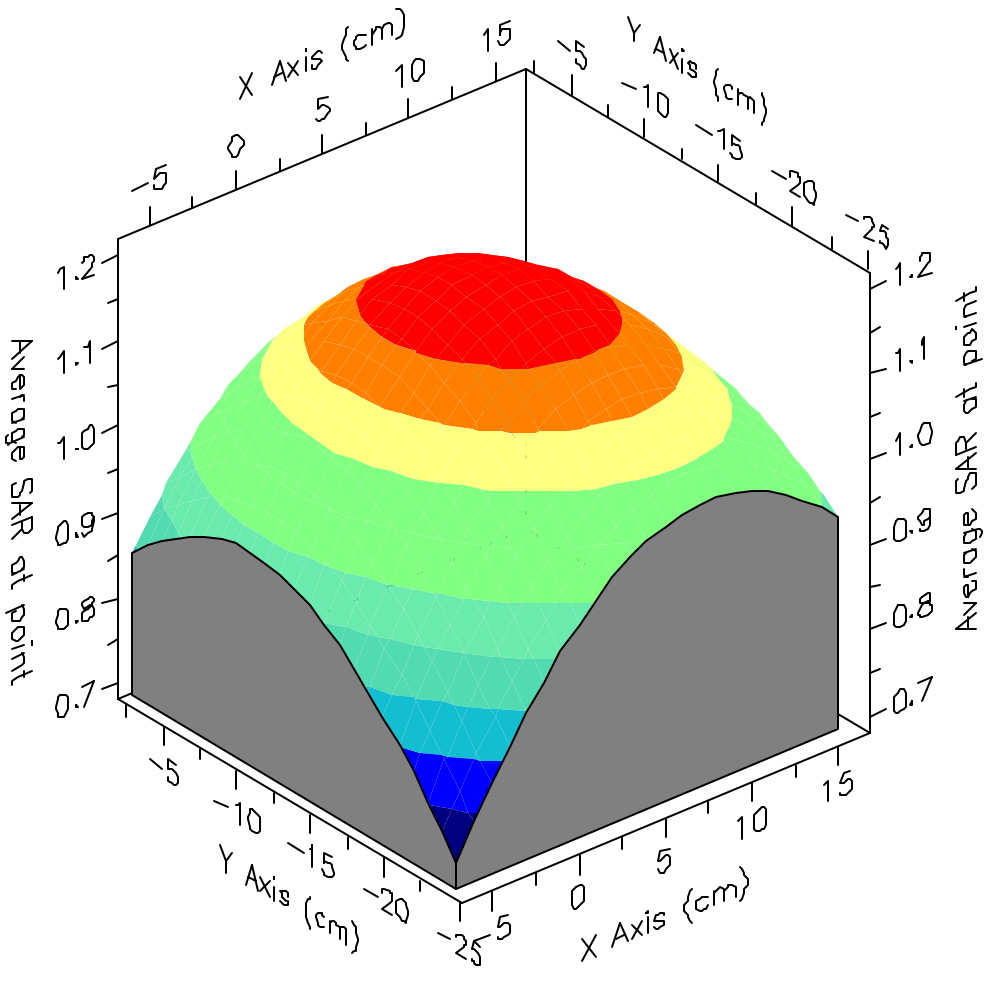



SAR Data Report 02112217

```
  Start        : 22-Nov-02 05:08:36 pm
  End          : 22-Nov-02 05:16:11 pm
  Code Version : 4.08
  Robot Version: 4.08

Product Data:
  Type             : SAMSUNG
  Model Number     : SPH-A505
  Serial Number    : F1BEA329
  Frequency        : 1851.25 MHz
  Transmit Pwr     : 0.225 W
  Antenna Type     : Helical
  Antenna Posn.    : Out

Measurement Data:
  Phantom Name        : SAM FLAT
  Phantom Type        : Uniphantom
  Tissue Type         : Muscle
  Tissue Dielectric   : 54.800
  Tissue Conductivity : 1.500
  Tissue Density      : 1.000
  Robot Name          : CRS

Probe Data:
  Probe Name              : PCT002
  Probe Type              : E Fld Triangle
  Frequency               : 1900 MHz
  Tissue Type             : Muscle
  Calibrated Dielectric   : 53.900
  Calibrated Conductivity :  1.480
  Calibrated Density      :  1.000
  Probe Offset            :  2.400 mm
  Conversion Factor       :  4.500
  Probe Sensitivity :  3.000   2.995   2.653   mV/(mW/cm^2)
  Amplifier Gains   :  20.00   20.00   20.00

Sample:
  Rate:         6000 Samples/Sec
  Count:        1000 Samples
  NIDAQ Gain:   5

Comments:
  PCS Mode CH-0025
  Body
  CF=1; Amb. Temp= 22.2 'C; Liq. Temp=22.1 'C
```

Area Scan - Max Peak SAR Value at x=-4.0 y=31.0 = 0.24 W/kg

Zoom Scan - Max Peak SAR Value at x=-3.0 y=31.0 z=0.0 = 0.56 W/kg

Max 1g SAR at x=-2.0 y=31.0 z=0.0 = 0.30 W/kg

Max 10g SAR at x=-3.0 y=31.0 z=0.0 = 0.16 W/kg

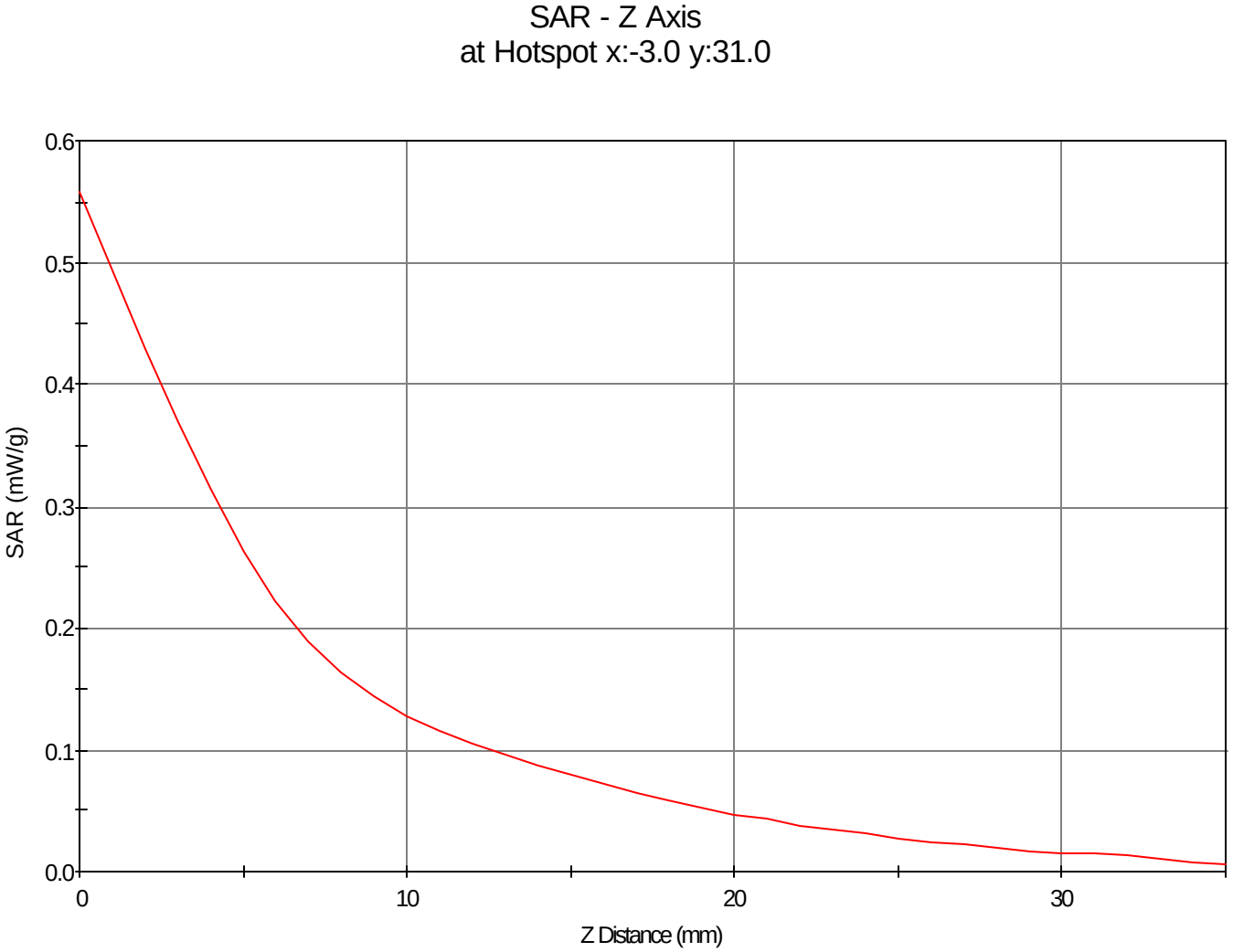
SAR - Z Axis
at Hotspot x:-3.0 y:31.0
SAR (mW/g)
0.6
0.5
0.4
0.3
0.2
0.1
0.0
0
10
20
30
Z Distance (mm)
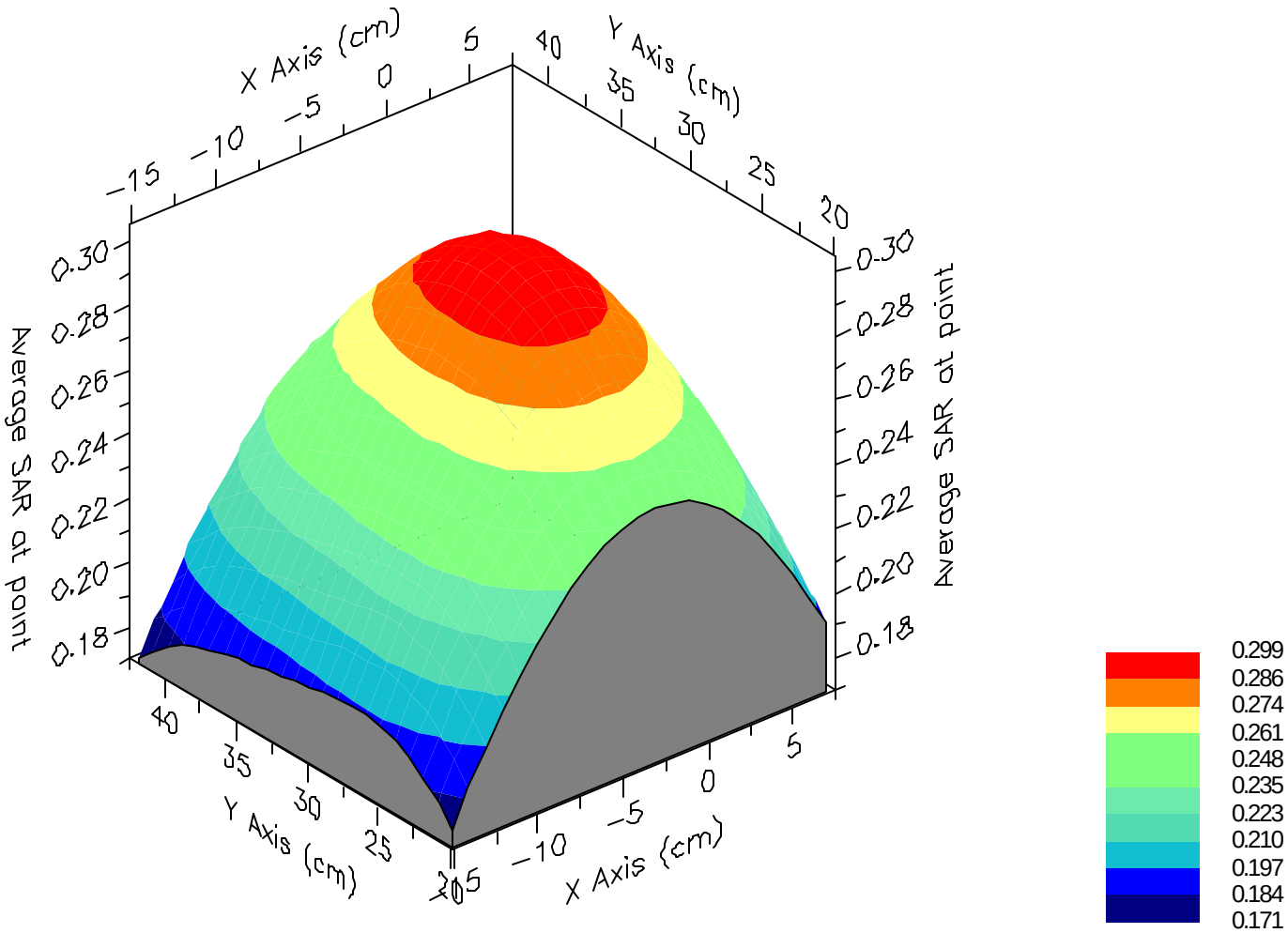
1g SAR Values