SAR Data Report 02110415

```
  Start        :  4-Nov-02 11:25:00 am
  End          :  4-Nov-02 11:30:41 am
  Code Version : 4.08
  Robot Version: 4.08

Product Data:
  Type             : SAMSUNG
  Model Number     : SCH-A600
  Serial Number    : 1
  Frequency        : 824.04 MHz
  Transmit Pwr     : 0.400 W
  Antenna Type     : Helical
  Antenna Posn.    : Out

Measurement Data:
  Phantom Name        : SAM RIGHT-3
  Phantom Type        : Right Ear
  Tissue Type         : Brain
  Tissue Dielectric   : 41.040
  Tissue Conductivity : 0.910
  Tissue Density      : 1.000
  Robot Name          : CRS

Probe Data:
  Probe Name              : PCT002
  Probe Type              : E Fld Triangle
  Frequency               : 835 MHz
  Tissue Type             : Brain
  Calibrated Dielectric   : 40.700
  Calibrated Conductivity :  0.890
  Calibrated Density      :  1.000
  Probe Offset            :  2.400 mm
  Conversion Factor       :  5.800
  Probe Sensitivity :  3.597   3.474   3.049   mV/(mW/cm^2)
  Amplifier Gains   :  20.00   20.00   20.00

Sample:
  Rate:         6000 Samples/Sec
  Count:        1000 Samples
  NIDAQ Gain:   5

Comments:
  AMPS Mode CH-0991
  Cheek
  CF=1; Amb. Temp= 21.8 'C; Liq. Temp=21.5 'C
```

Area Scan - Max Peak SAR Value at x=86.0 y=16.0 = 1.38 W/kg

Zoom Scan - Max Peak SAR Value at x=86.0 y=18.0 z=0.0 = 2.08 W/kg

Max 1g SAR at x=87.0 y=17.0 z=0.0 = 1.42 W/kg

Max 10g SAR at x=87.0 y=17.0 z=0.0 = 0.92 W/kg

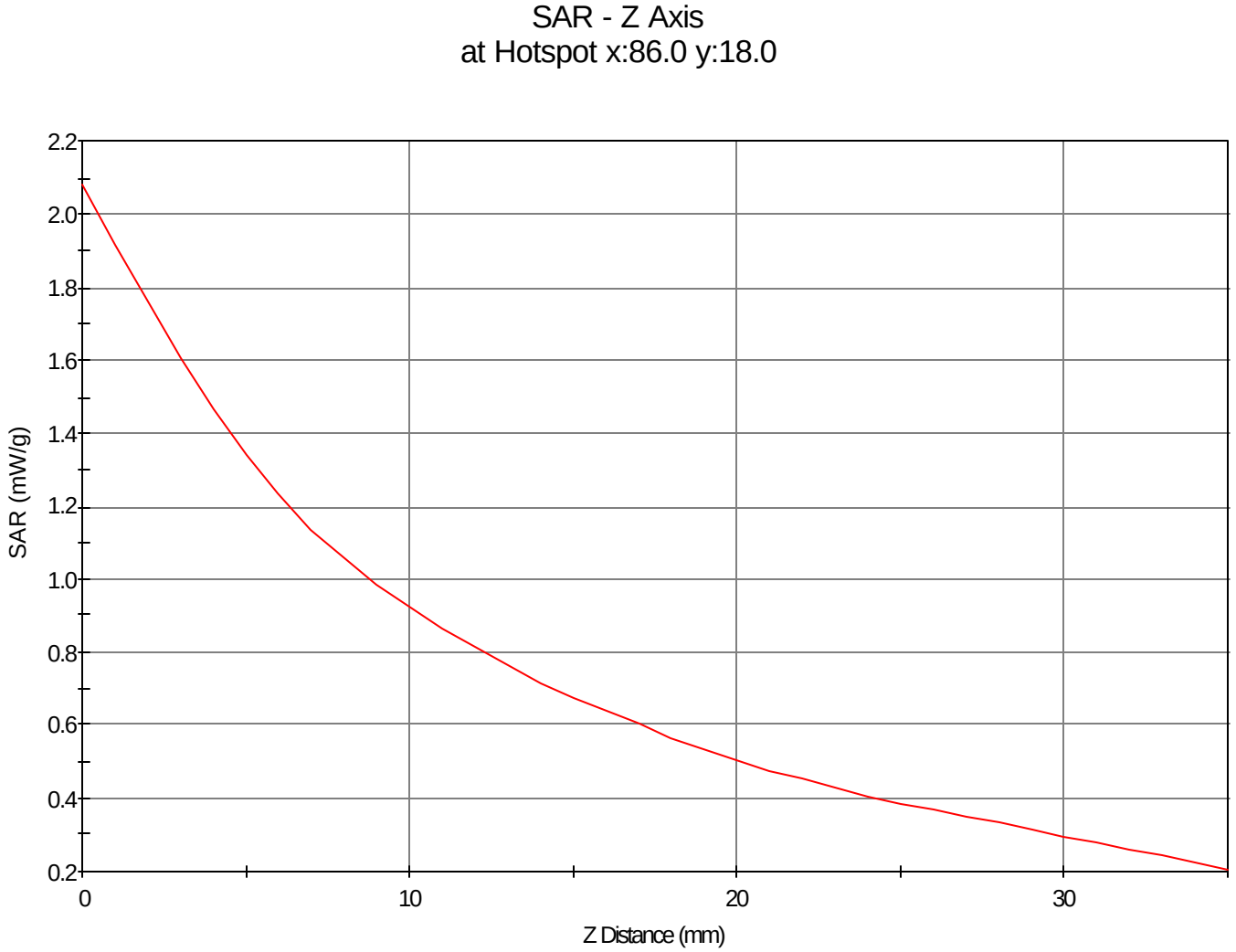
SAR - Z Axis
at Hotspot x:86.0 y:18.0
SAR (mW/g)
2.2
2.0
1.8
1.6
1.4
1.2
1.0
0.8
0.6
0.4
0.2
0
10
20
30
Z Distance (mm)

1g SAR Values

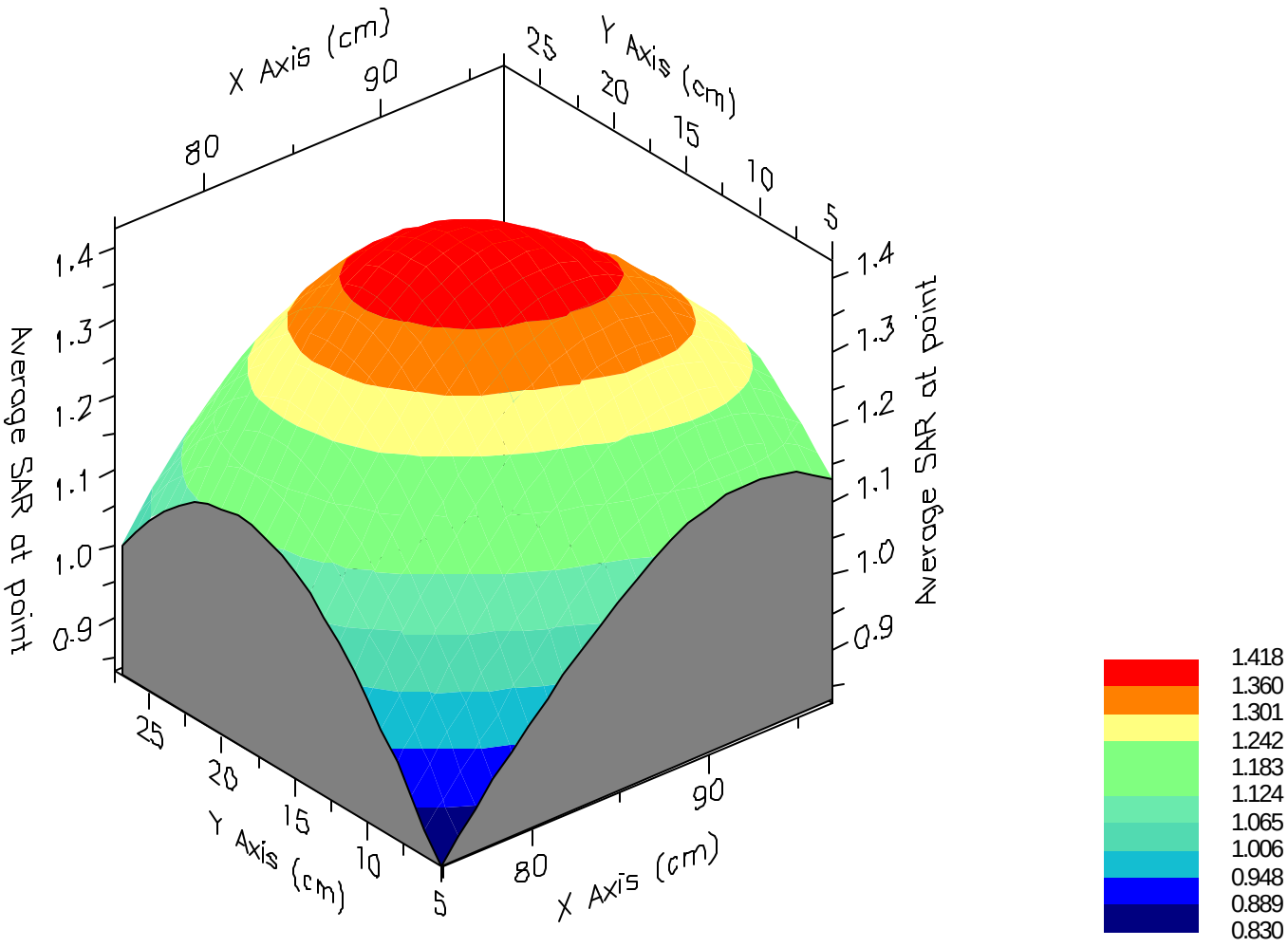

TALK
BACK
END

SAR Data Report 02110422

```
  Start        :  4-Nov-02 12:32:41 pm
  End          :  4-Nov-02 12:38:26 pm
  Code Version : 4.08
  Robot Version: 4.08

Product Data:
  Type             : SAMSUNG
  Model Number     : SCH-A600
  Serial Number    : 1
  Frequency        : 824.04 MHz
  Transmit Pwr     : 0.400 W
  Antenna Type     : Helical
  Antenna Posn.    : In

Measurement Data:
  Phantom Name        : SAM RIGHT-3
  Phantom Type        : Right Ear
  Tissue Type         : Brain
  Tissue Dielectric   : 41.040
  Tissue Conductivity : 0.910
  Tissue Density      : 1.000
  Robot Name          : CRS

Probe Data:
  Probe Name              : PCT002
  Probe Type              : E Fld Triangle
  Frequency               : 835 MHz
  Tissue Type             : Brain
  Calibrated Dielectric   : 40.700
  Calibrated Conductivity :  0.890
  Calibrated Density      :  1.000
  Probe Offset            :  2.400 mm
  Conversion Factor       :  5.800
  Probe Sensitivity :  3.597   3.474   3.049   mV/(mW/cm^2)
  Amplifier Gains   :  20.00   20.00   20.00

Sample:
  Rate:         6000 Samples/Sec
  Count:        1000 Samples
  NIDAQ Gain:   5

Comments:
  AMPS Mode CH-0991
  Tilt
  CF=1; Amb. Temp= 21.8 'C; Liq. Temp=21.5 'C
```

Area Scan - Max Peak SAR Value at x=68.0 y=15.0 = 0.39 W/kg

Zoom Scan - Max Peak SAR Value at x=65.0 y=16.0 z=0.0 = 0.57 W/kg

Max 1g SAR at x=67.0 y=16.0 z=0.0 = 0.40 W/kg

Max 10g SAR at x=68.0 y=16.0 z=0.0 = 0.28 W/kg

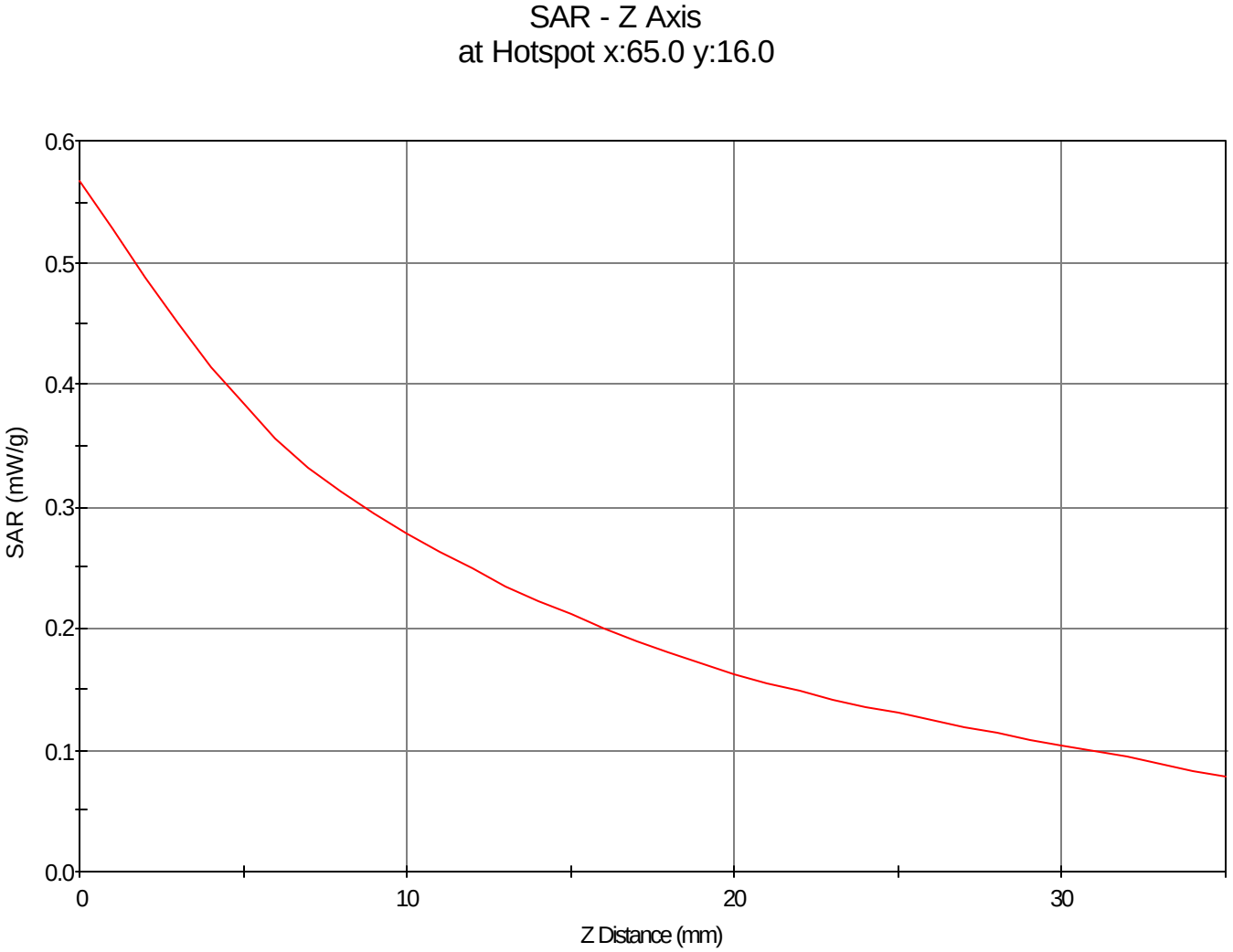
SAR - Z Axis
at Hotspot x:65.0 y:16.0
SAR (mW/g)
0.6
0.5
0.4
0.3
0.2
0.1
0.0
0
10
20
30
Z Distance (mm)

1g SAR Values

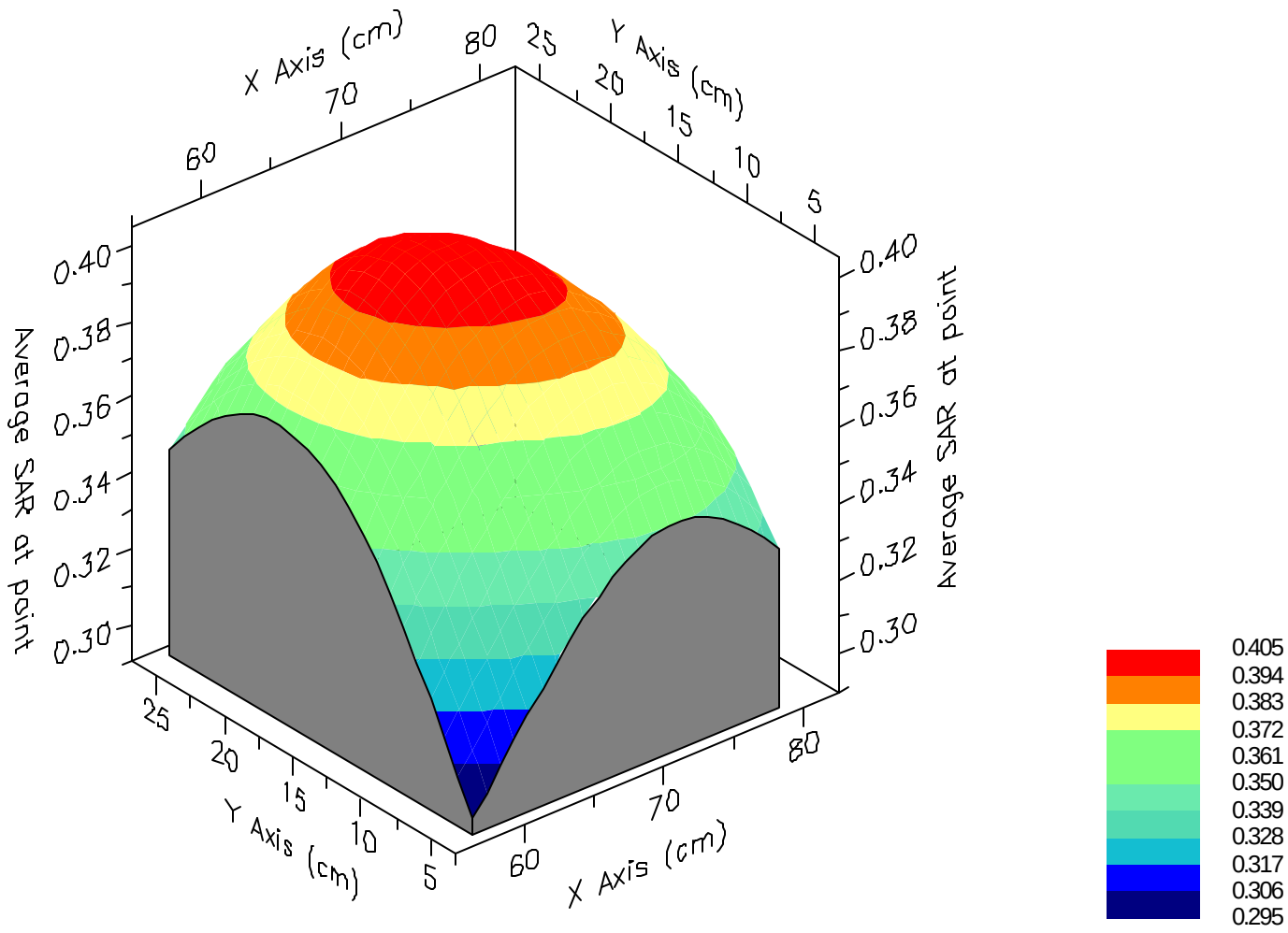

SAR Data Report 02110426

```
  Start        :  4-Nov-02 01:32:51 pm
  End          :  4-Nov-02 01:46:08 pm
  Code Version : 4.08
  Robot Version: 4.08

Product Data:
  Type             : SAMSUNG
  Model Number     : SCH-A600
  Serial Number    : 1
  Frequency        : 824.04 MHz
  Transmit Pwr     : 0.400 W
  Antenna Type     : Helical
  Antenna Posn.    : Out

Measurement Data:
  Phantom Name        : SAM LEFT-3
  Phantom Type        : Left Ear
  Tissue Type         : Brain
  Tissue Dielectric   : 41.040
  Tissue Conductivity : 0.910
  Tissue Density      : 1.000
  Robot Name          : CRS

Probe Data:
  Probe Name              : PCT002
  Probe Type              : E Fld Triangle
  Frequency               : 835 MHz
  Tissue Type             : Brain
  Calibrated Dielectric   : 40.700
  Calibrated Conductivity :  0.890
  Calibrated Density      :  1.000
  Probe Offset            :  2.400 mm
  Conversion Factor       :  5.800
  Probe Sensitivity :  3.597   3.474   3.049   mV/(mW/cm^2)
  Amplifier Gains   :  20.00   20.00   20.00

Sample:
  Rate:         6000 Samples/Sec
  Count:        1000 Samples
  NIDAQ Gain:   5

Comments:
  AMPS Mode CH-0991
  Cheek
  CF=1; Amb. Temp= 21.8 'C; Liq. Temp=21.5 'C
```

Area Scan - Max Peak SAR Value at x=83.0 y=8.0 = 1.27 W/kg

Zoom Scan - Max Peak SAR Value at x=84.0 y=9.0 z=0.0 = 1.83 W/kg

Max 1g SAR at x=84.0 y=9.0 z=0.0 = 1.29 W/kg

Max 10g SAR at x=83.0 y=9.0 z=0.0 = 0.83 W/kg

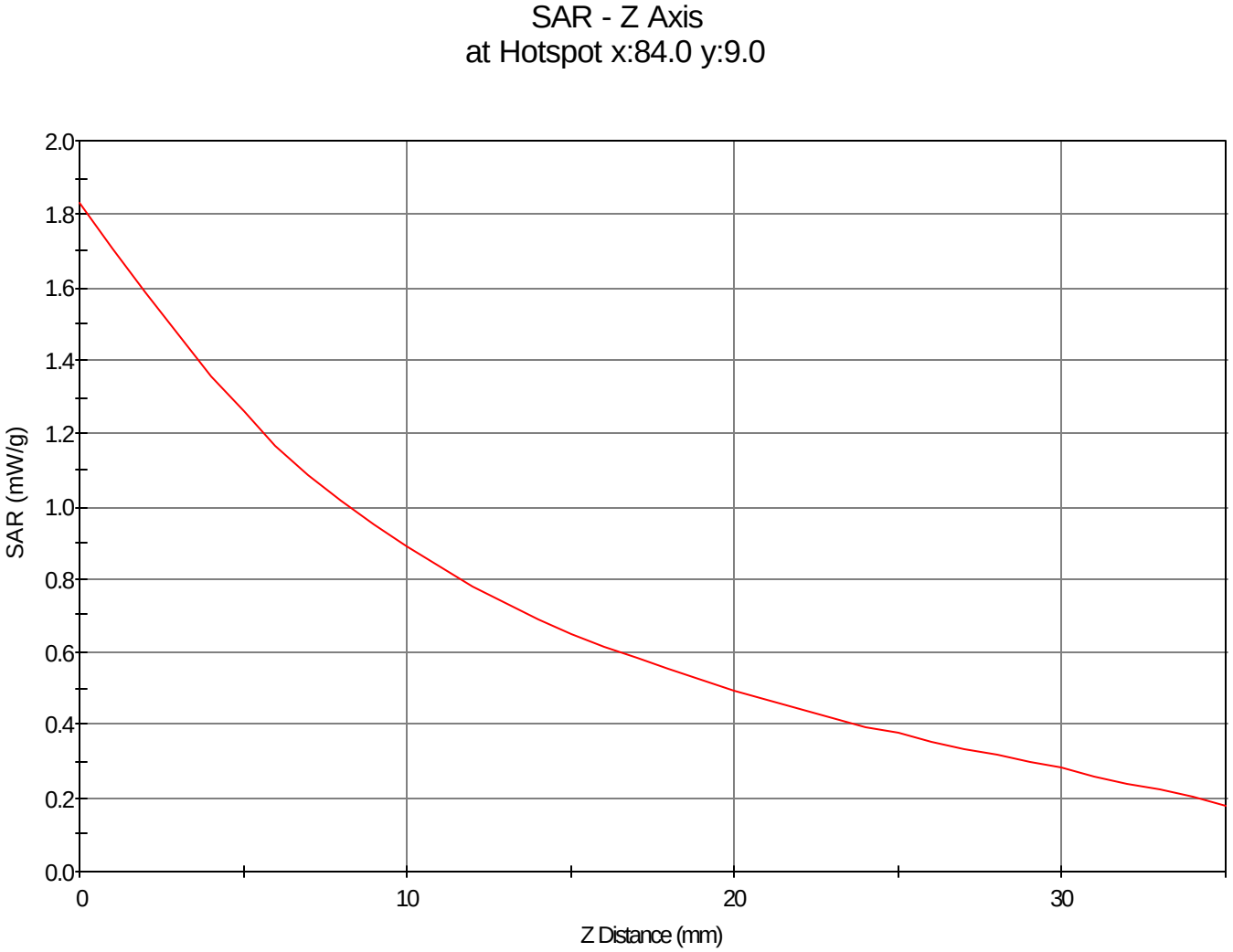
SAR - Z Axis
at Hotspot x:84.0 y:9.0
SAR (mW/g)
2.0
1.8
1.6
1.4
1.2
1.0
0.8
0.6
0.4
0.2
0.0
0
10
20
30
Z Distance (mm)

1g SAR Values

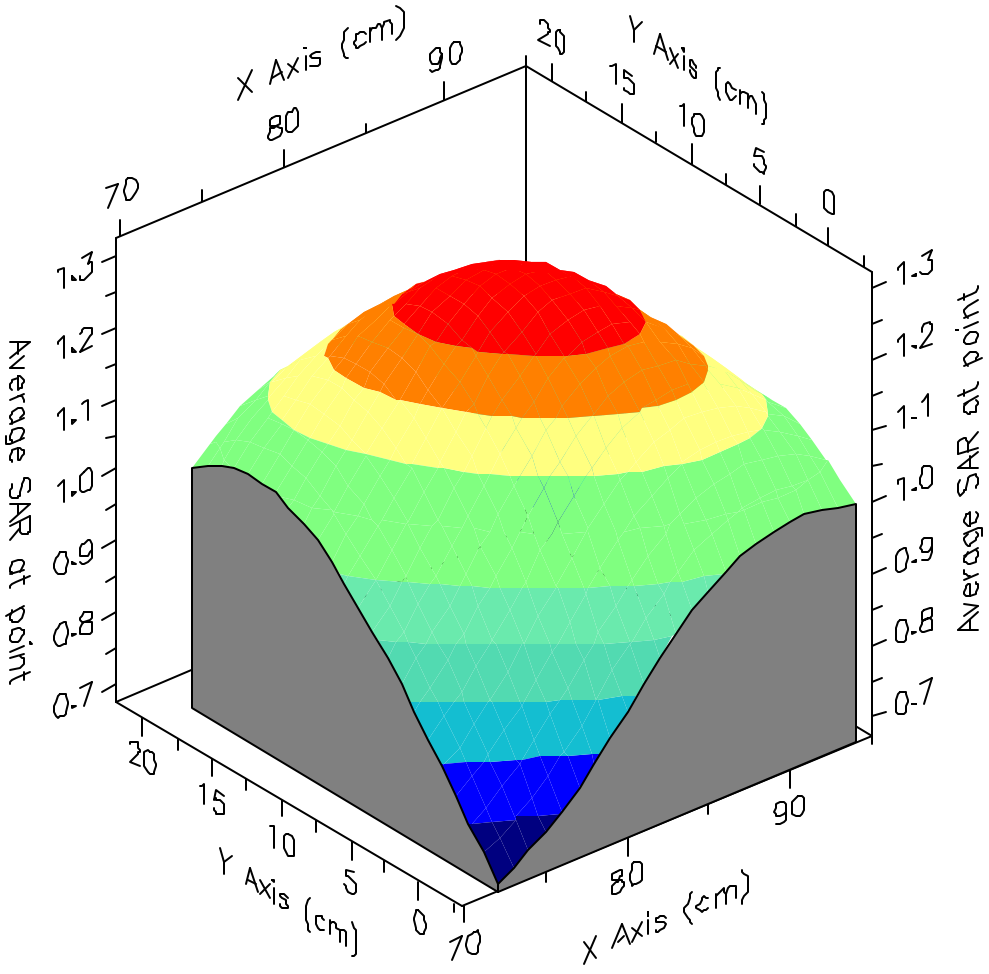

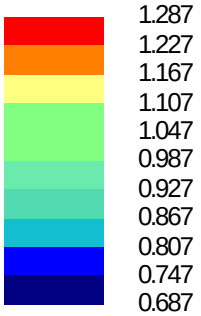

SAR Data Report 02110438

```
  Start        :  4-Nov-02 04:18:50 pm
  End          :  4-Nov-02 04:25:06 pm
  Code Version : 4.08
  Robot Version: 4.08

Product Data:
  Type             : SAMSUNG
  Model Number     : SCH-A600
  Serial Number    : 1
  Frequency        : 824.04 MHz
  Transmit Pwr     : 0.400 W
  Antenna Type     : Helical
  Antenna Posn.    : Out

Measurement Data:
  Phantom Name        : SAM LEFT-3
  Phantom Type        : Left Ear
  Tissue Type         : Brain
  Tissue Dielectric   : 41.040
  Tissue Conductivity : 0.910
  Tissue Density      : 1.000
  Robot Name          : CRS

Probe Data:
  Probe Name              : PCT002
  Probe Type              : E Fld Triangle
  Frequency               : 835 MHz
  Tissue Type             : Brain
  Calibrated Dielectric   : 40.700
  Calibrated Conductivity :  0.890
  Calibrated Density      :  1.000
  Probe Offset            :  2.400 mm
  Conversion Factor       :  5.800
  Probe Sensitivity :  3.597   3.474   3.049   mV/(mW/cm^2)
  Amplifier Gains   :  20.00   20.00   20.00

Sample:
  Rate:         6000 Samples/Sec
  Count:        1000 Samples
  NIDAQ Gain:   5

Comments:
  AMPS Mode CH-0991
  Tilt
  CF=1; Amb. Temp= 21.8 'C; Liq. Temp=21.5 'C



Area Scan - Max Peak SAR Value at x=63.0 y=10.0 = 0.30 W/kg

Zoom Scan - Max Peak SAR Value at x=56.0 y=15.0 z=0.0 = 0.43 W/kg

Max 1g SAR at x=58.0 y=14.0 z=0.0 = 0.32 W/kg

Max 10g SAR at x=58.0 y=12.0 z=0.0 = 0.23 W/kg
```

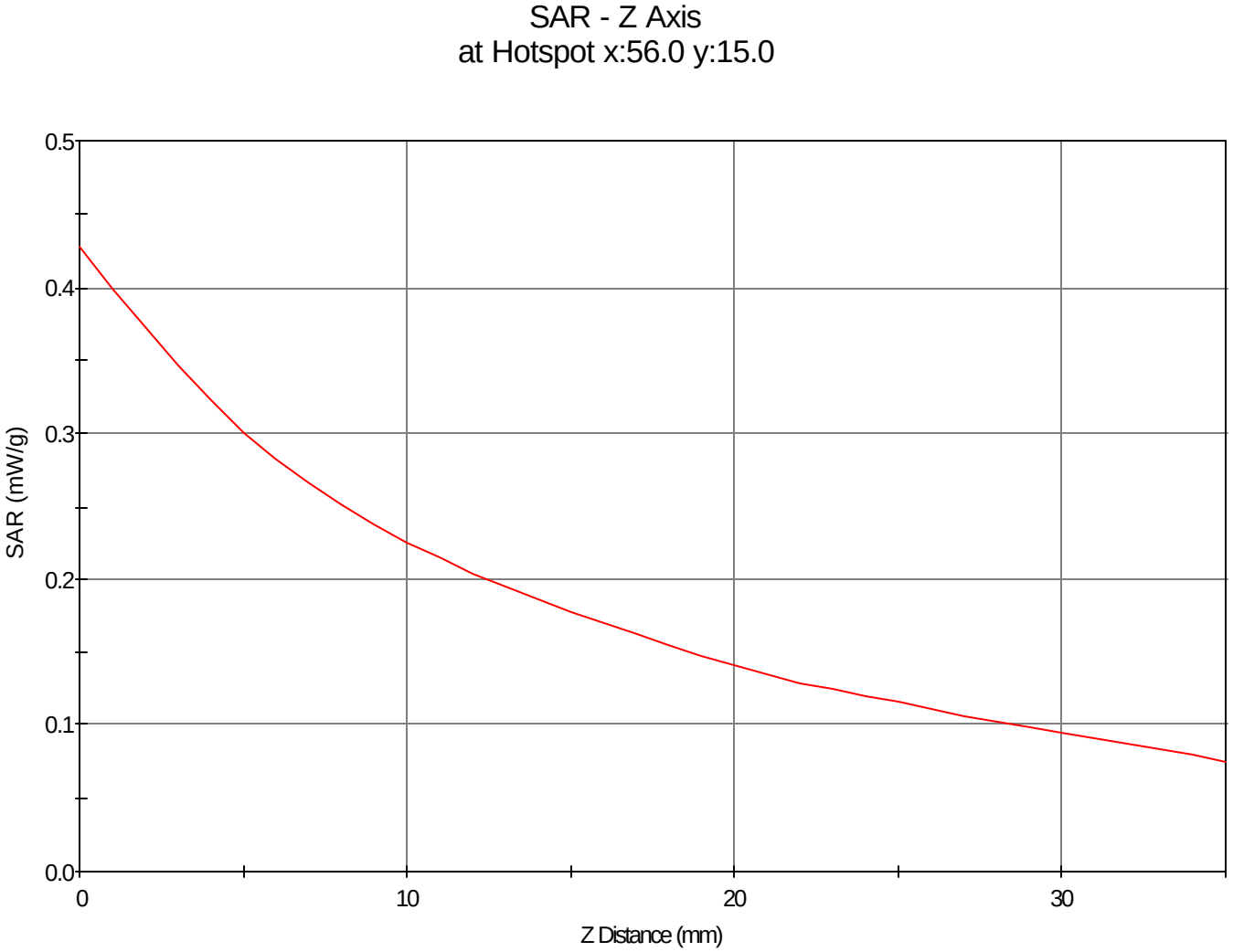
SAR - Z Axis
at Hotspot x:56.0 y:15.0
SAR (mW/g)
0.5
0.4
0.3
0.2
0.1
0.0
0
10
20
30
Z Distance (mm)

1g SAR Values

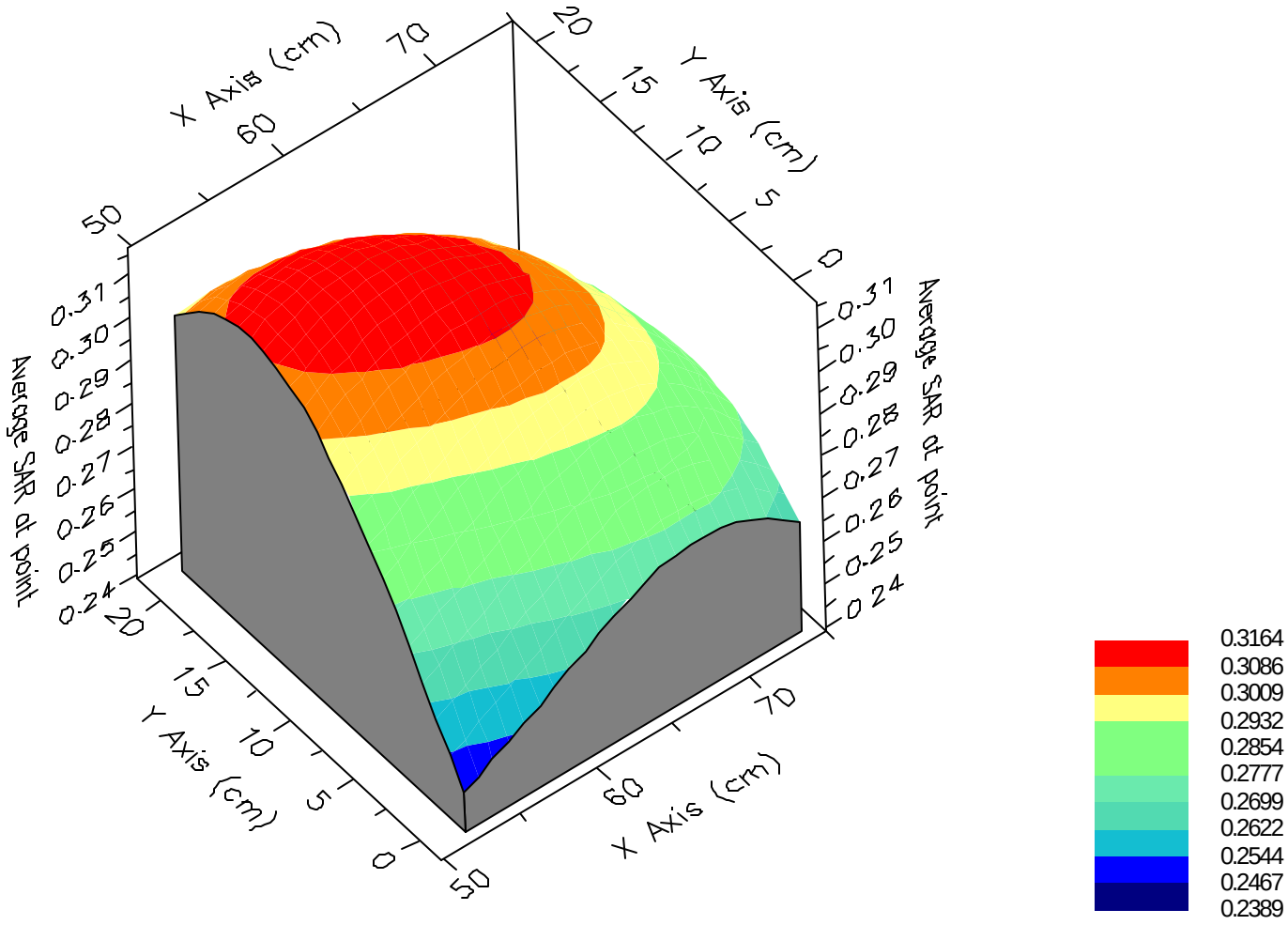

SAMSUNG

SAR Data Report 02110505

```
  Start        :  5-Nov-02 09:17:40 am
  End          :  5-Nov-02 09:23:19 am
  Code Version : 4.08
  Robot Version: 4.08

Product Data:
  Type             : SAMSUNG
  Model Number     : SCH-A600
  Serial Number    : 1
  Frequency        : 848.31 MHz
  Transmit Pwr     : 0.355 W
  Antenna Type     : Helical
  Antenna Posn.    : Out

Measurement Data:
  Phantom Name        : SAM RIGHT-3
  Phantom Type        : Right Ear
  Tissue Type         : Brain
  Tissue Dielectric   : 41.040
  Tissue Conductivity : 0.910
  Tissue Density      : 1.000
  Robot Name          : CRS

Probe Data:
  Probe Name              : PCT002
  Probe Type              : E Fld Triangle
  Frequency               : 835 MHz
  Tissue Type             : Brain
  Calibrated Dielectric   : 40.700
  Calibrated Conductivity :  0.890
  Calibrated Density      :  1.000
  Probe Offset            :  2.400 mm
  Conversion Factor       :  5.800
  Probe Sensitivity :  3.597   3.474   3.049   mV/(mW/cm^2)
  Amplifier Gains   :  20.00   20.00   20.00

Sample:
  Rate:         6000 Samples/Sec
  Count:        1000 Samples
  NIDAQ Gain:   5

Comments:
  CDMA Mode CH-777
  Cheek
  CF=1; Amb. Temp= 21.8 'C; Liq. Temp=21.5 'C



Area Scan - Max Peak SAR Value at x=85.0 y=20.0 = 1.14 W/kg

Zoom Scan - Max Peak SAR Value at x=85.0 y=19.0 z=0.0 = 1.77 W/kg

Max 1g SAR at x=86.0 y=18.0 z=0.0 = 1.19 W/kg

Max 10g SAR at x=87.0 y=18.0 z=0.0 = 0.77 W/kg
```

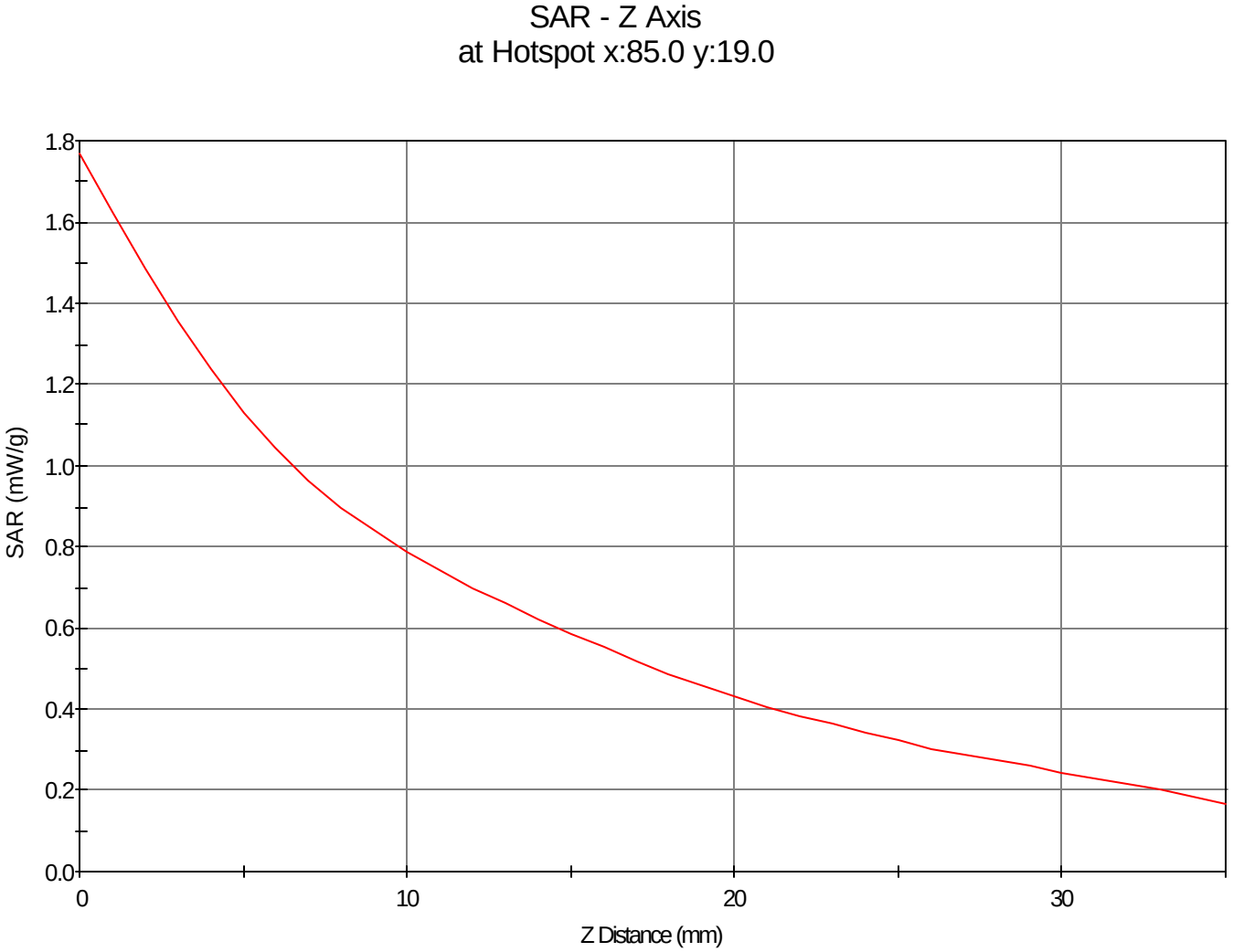
SAR - Z Axis
at Hotspot x:85.0 y:19.0
SAR (mW/g)
1.8
1.6
1.4
1.2
1.0
0.8
0.6
0.4
0.2
0.0
0
10
20
30
Z Distance (mm)

1g SAR Values

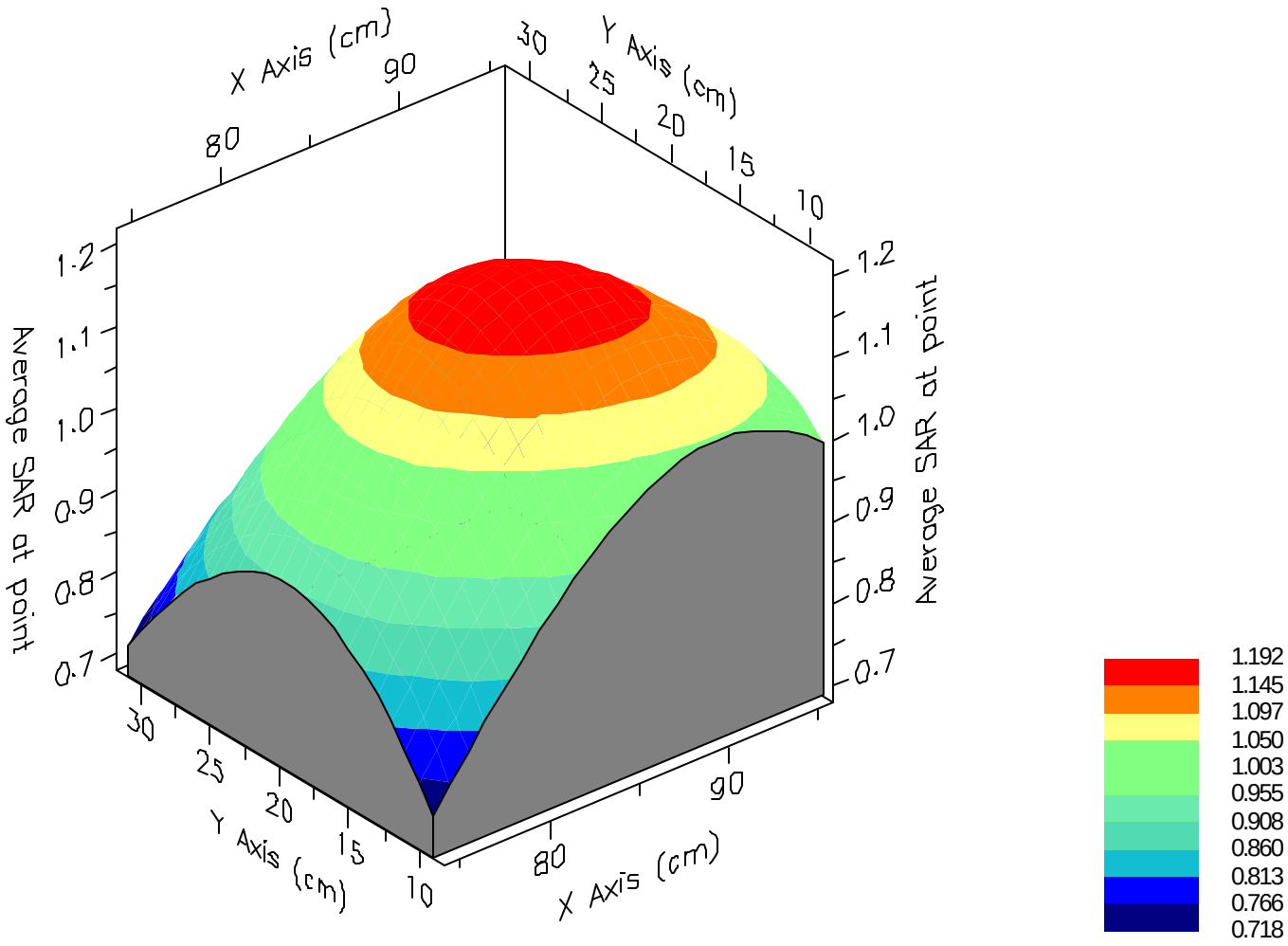



SAR Data Report 02110513

```
  Start        :  5-Nov-02 10:26:10 am
  End          :  5-Nov-02 10:31:54 am
  Code Version : 4.08
  Robot Version: 4.08

Product Data:
  Type             : SAMSUNG
  Model Number     : SCH-A600
  Serial Number    : 1
  Frequency        : 835.89 MHz
  Transmit Pwr     : 0.355 W
  Antenna Type     : Helical
  Antenna Posn.    : In

Measurement Data:
  Phantom Name        : SAM RIGHT-3
  Phantom Type        : Right Ear
  Tissue Type         : Brain
  Tissue Dielectric   : 41.040
  Tissue Conductivity : 0.910
  Tissue Density      : 1.000
  Robot Name          : CRS

Probe Data:
  Probe Name              : PCT002
  Probe Type              : E Fld Triangle
  Frequency               : 835 MHz
  Tissue Type             : Brain
  Calibrated Dielectric   : 40.700
  Calibrated Conductivity :  0.890
  Calibrated Density      :  1.000
  Probe Offset            :  2.400 mm
  Conversion Factor       :  5.800
  Probe Sensitivity :  3.597   3.474   3.049   mV/(mW/cm^2)
  Amplifier Gains   :  20.00   20.00   20.00

Sample:
  Rate:         6000 Samples/Sec
  Count:        1000 Samples
  NIDAQ Gain:   5

Comments:
  CDMA Mode CH-363
  Tilt
  CF=1; Amb. Temp= 21.8 'C; Liq. Temp=21.5 'C
```

Area Scan - Max Peak SAR Value at x=67.0 y=16.0 = 0.28 W/kg

Zoom Scan - Max Peak SAR Value at x=75.0 y=16.0 z=0.0 = 0.41 W/kg

Max 1g SAR at x=70.0 y=16.0 z=0.0 = 0.29 W/kg

Max 10g SAR at x=68.0 y=16.0 z=0.0 = 0.20 W/kg

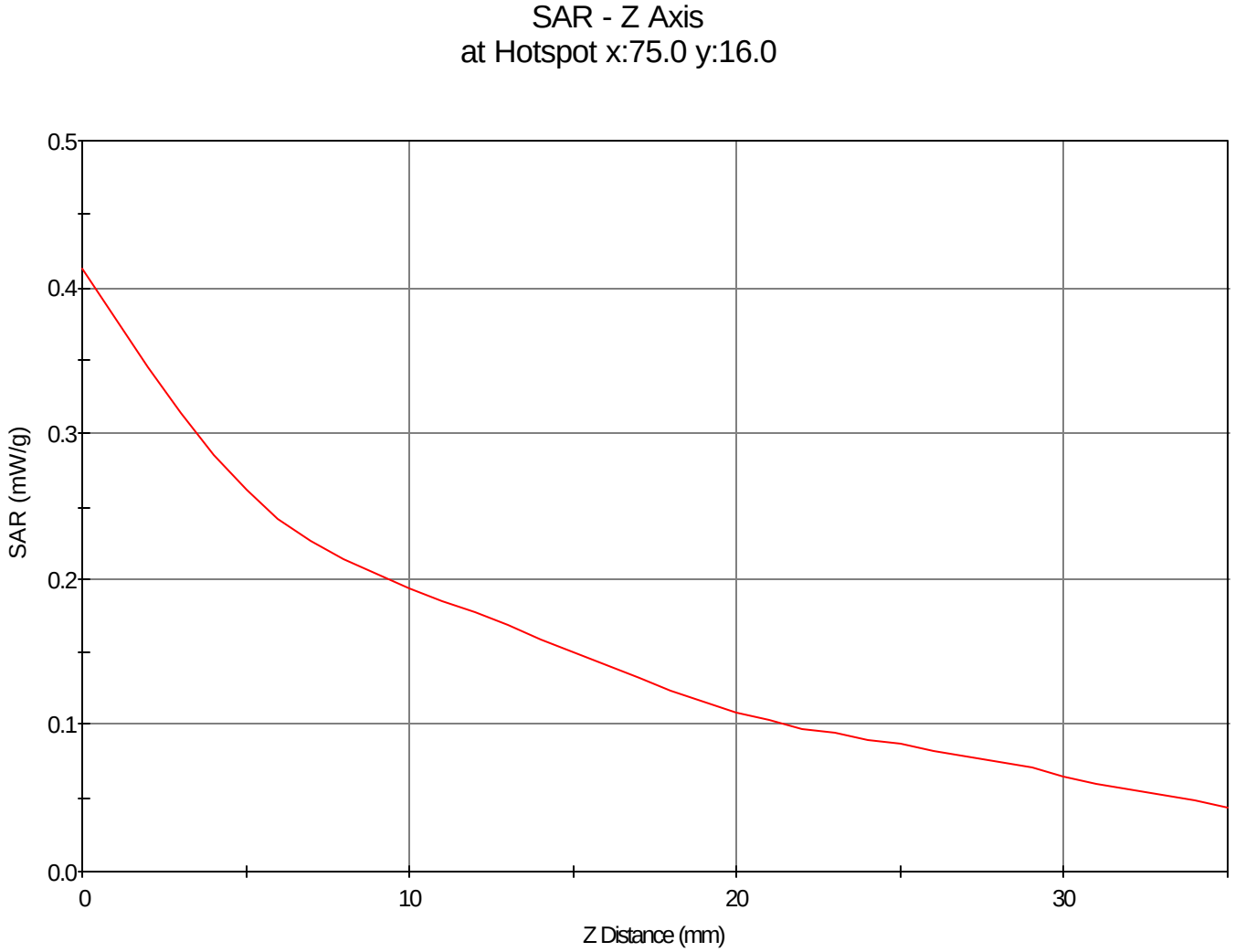
SAR - Z Axis
at Hotspot x:75.0 y:16.0
SAR (mW/g)
0.5
0.4
0.3
0.2
0.1
0.0
0
10
20
30
Z Distance (mm)

1g SAR Values

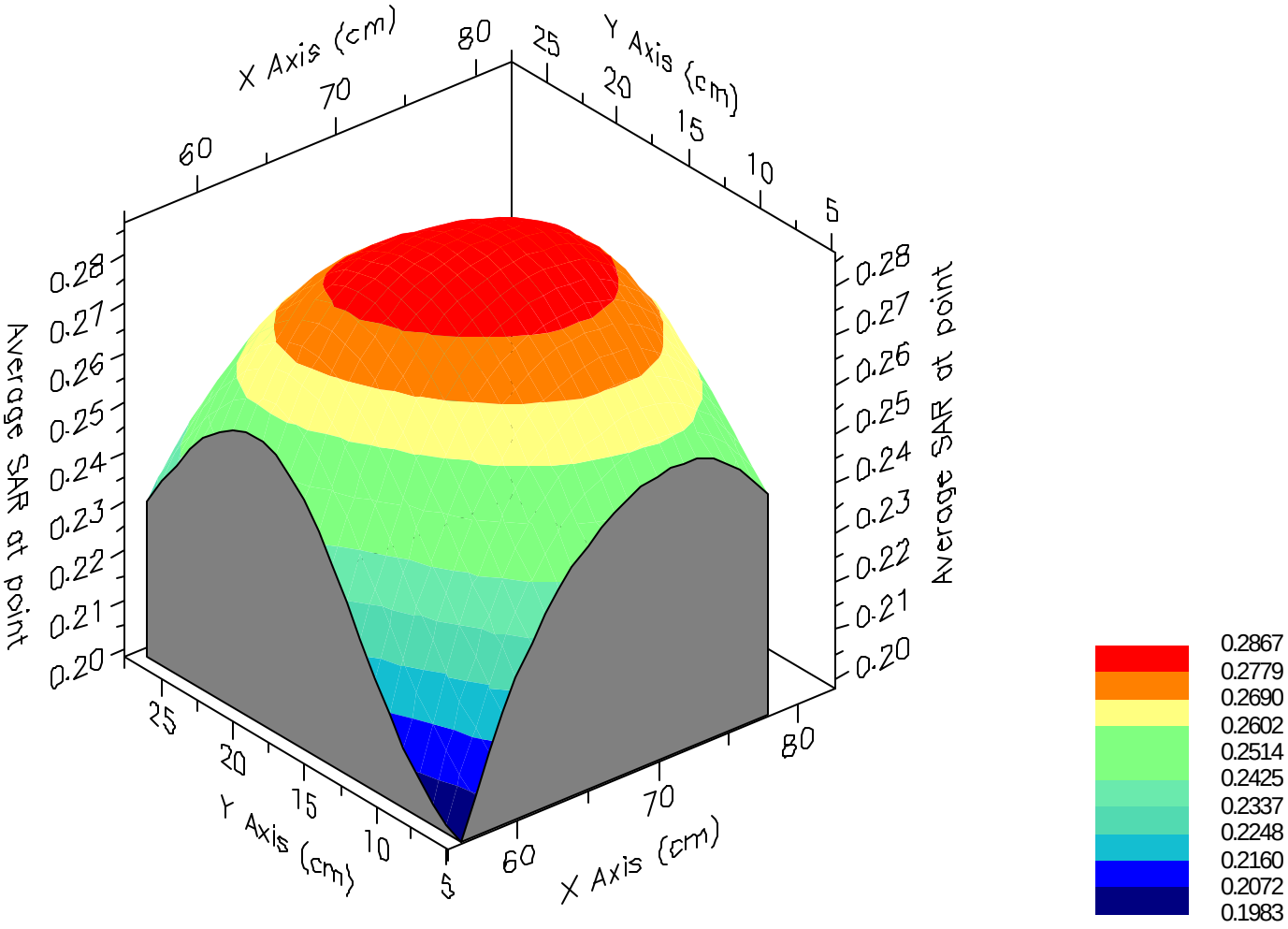



SAR Data Report 02110504

```
  Start        :  5-Nov-02 08:56:53 am
  End          :  5-Nov-02 09:14:38 am
  Code Version : 4.08
  Robot Version: 4.08

Product Data:
  Type             : SAMSUNG
  Model Number     : SCH-A600
  Serial Number    : 1
  Frequency        : 848.31 MHz
  Transmit Pwr     : 0.355 W
  Antenna Type     : Helical
  Antenna Posn.    : Out

Measurement Data:
  Phantom Name        : SAM LEFT-3
  Phantom Type        : Left Ear
  Tissue Type         : Brain
  Tissue Dielectric   : 41.040
  Tissue Conductivity : 0.910
  Tissue Density      : 1.000
  Robot Name          : CRS

Probe Data:
  Probe Name              : PCT002
  Probe Type              : E Fld Triangle
  Frequency               : 835 MHz
  Tissue Type             : Brain
  Calibrated Dielectric   : 40.700
  Calibrated Conductivity :  0.890
  Calibrated Density      :  1.000
  Probe Offset            :  2.400 mm
  Conversion Factor       :  5.800
  Probe Sensitivity :  3.597   3.474   3.049   mV/(mW/cm^2)
  Amplifier Gains   :  20.00   20.00   20.00

Sample:
  Rate:         6000 Samples/Sec
  Count:        1000 Samples
  NIDAQ Gain:   5

Comments:
  CDMA Mode CH-777
  Cheek
  CF=1; Amb. Temp= 21.8 'C; Liq. Temp=21.5 'C
```

Area Scan - Max Peak SAR Value at x=87.0 y=9.0 = 1.20 W/kg

Zoom Scan - Max Peak SAR Value at x=84.0 y=8.0 z=0.0 = 1.69 W/kg

Max 1g SAR at x=84.0 y=9.0 z=0.0 = 1.18 W/kg

Max 10g SAR at x=83.0 y=9.0 z=0.0 = 0.77 W/kg

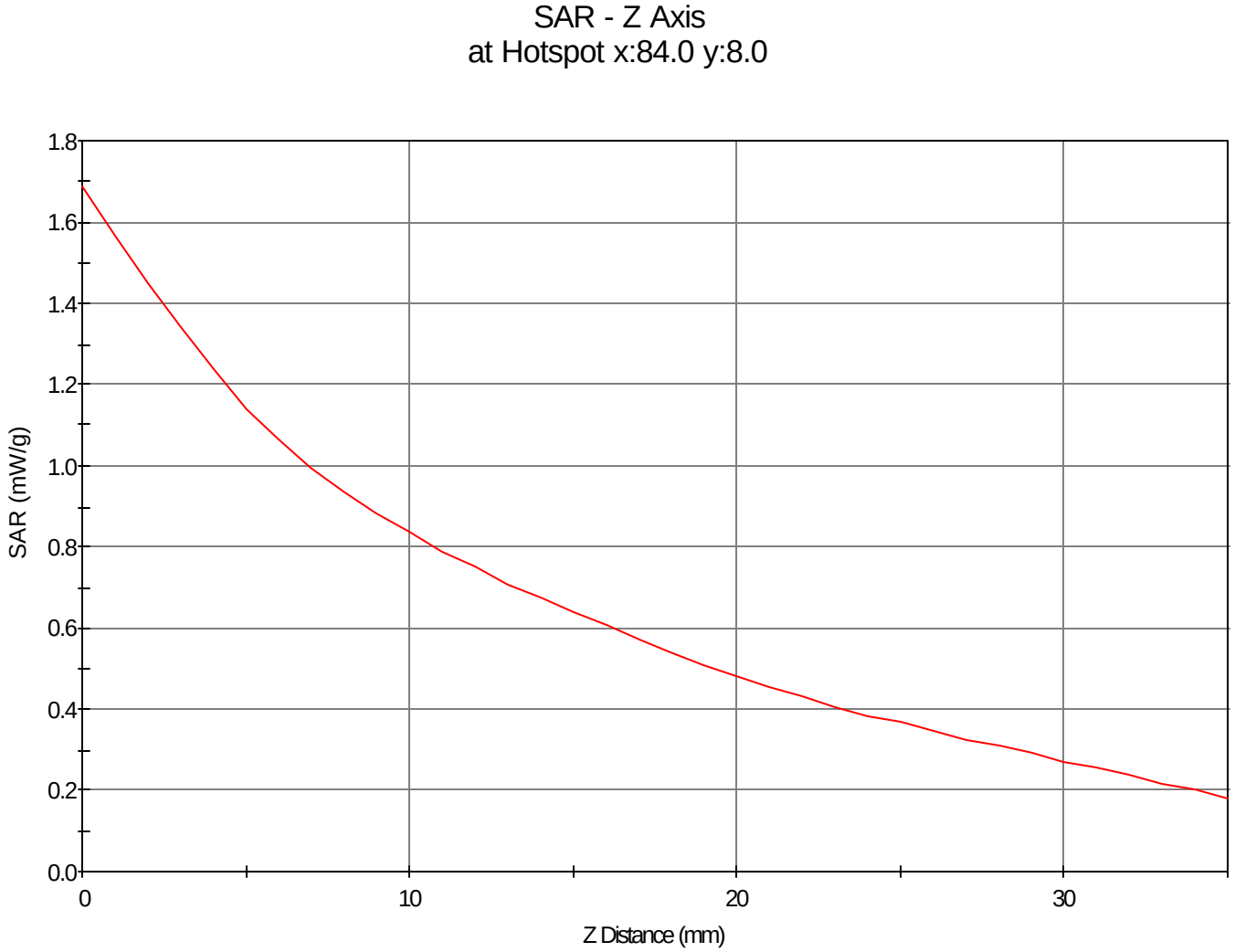
SAR - Z Axis
at Hotspot x:84.0 y:8.0
SAR (mW/g)
1.8
1.6
1.4
1.2
1.0
0.8
0.6
0.4
0.2
0.0
0
10
20
30
Z Distance (mm)

1g SAR Values

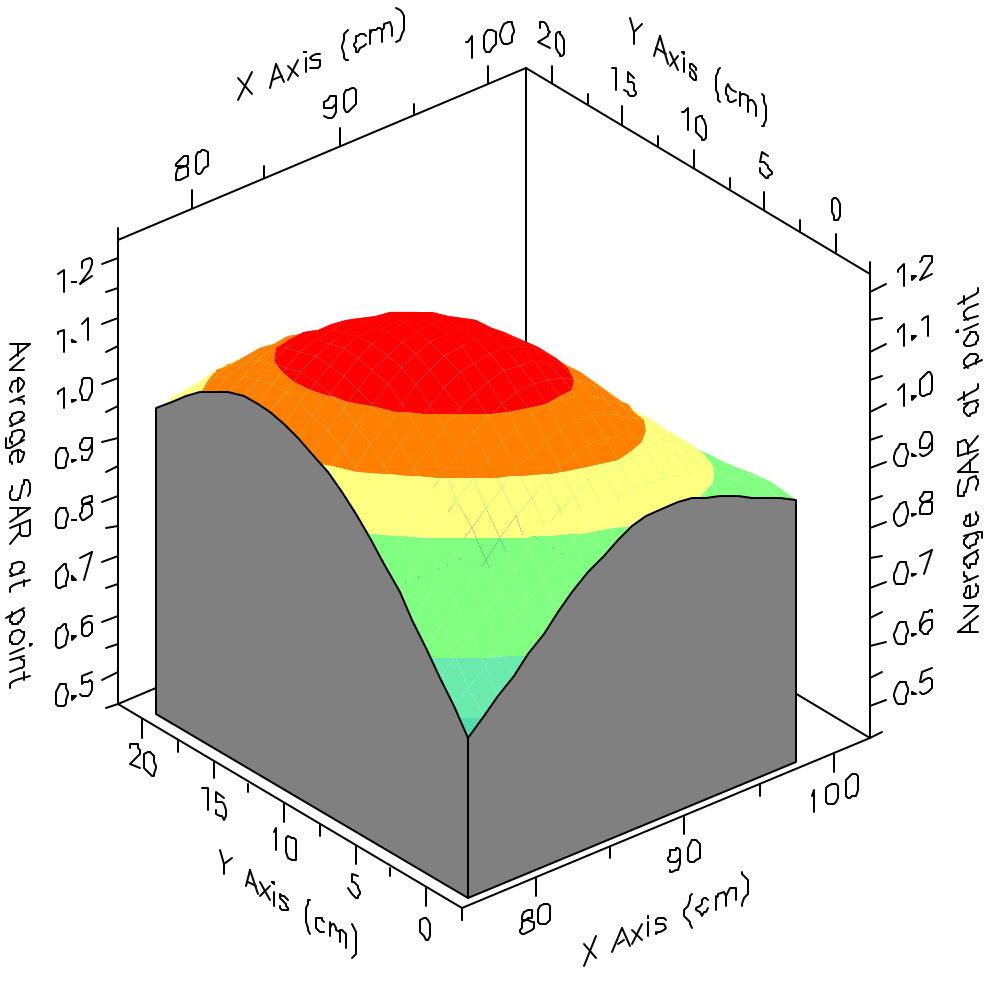



SAR Data Report 02110439

```
  Start        :  4-Nov-02 04:36:15 pm
  End          :  4-Nov-02 04:42:30 pm
  Code Version : 4.08
  Robot Version: 4.08

Product Data:
  Type             : SAMSUNG
  Model Number     : SCH-A600
  Serial Number    : 1
  Frequency        : 835.89 MHz
  Transmit Pwr     : 0.355 W
  Antenna Type     : Helical
  Antenna Posn.    : Out

Measurement Data:
  Phantom Name        : SAM LEFT-3
  Phantom Type        : Left Ear
  Tissue Type         : Brain
  Tissue Dielectric   : 41.040
  Tissue Conductivity : 0.910
  Tissue Density      : 1.000
  Robot Name          : CRS

Probe Data:
  Probe Name              : PCT002
  Probe Type              : E Fld Triangle
  Frequency               : 835 MHz
  Tissue Type             : Brain
  Calibrated Dielectric   : 40.700
  Calibrated Conductivity :  0.890
  Calibrated Density      :  1.000
  Probe Offset            :  2.400 mm
  Conversion Factor       :  5.800
  Probe Sensitivity :  3.597   3.474   3.049   mV/(mW/cm^2)
  Amplifier Gains   :  20.00   20.00   20.00

Sample:
  Rate:         6000 Samples/Sec
  Count:        1000 Samples
  NIDAQ Gain:   5

Comments:
  CDMA Mode CH-0363
  Tilt
  CF=1; Amb. Temp= 21.8 'C; Liq. Temp=21.5 'C



Area Scan - Max Peak SAR Value at x=60.0 y=9.0 = 0.20 W/kg

Zoom Scan - Max Peak SAR Value at x=69.0 y=5.0 z=0.0 = 0.27 W/kg

Max 1g SAR at x=65.0 y=7.0 z=0.0 = 0.19 W/kg

Max 10g SAR at x=59.0 y=9.0 z=0.0 = 0.14 W/kg
```

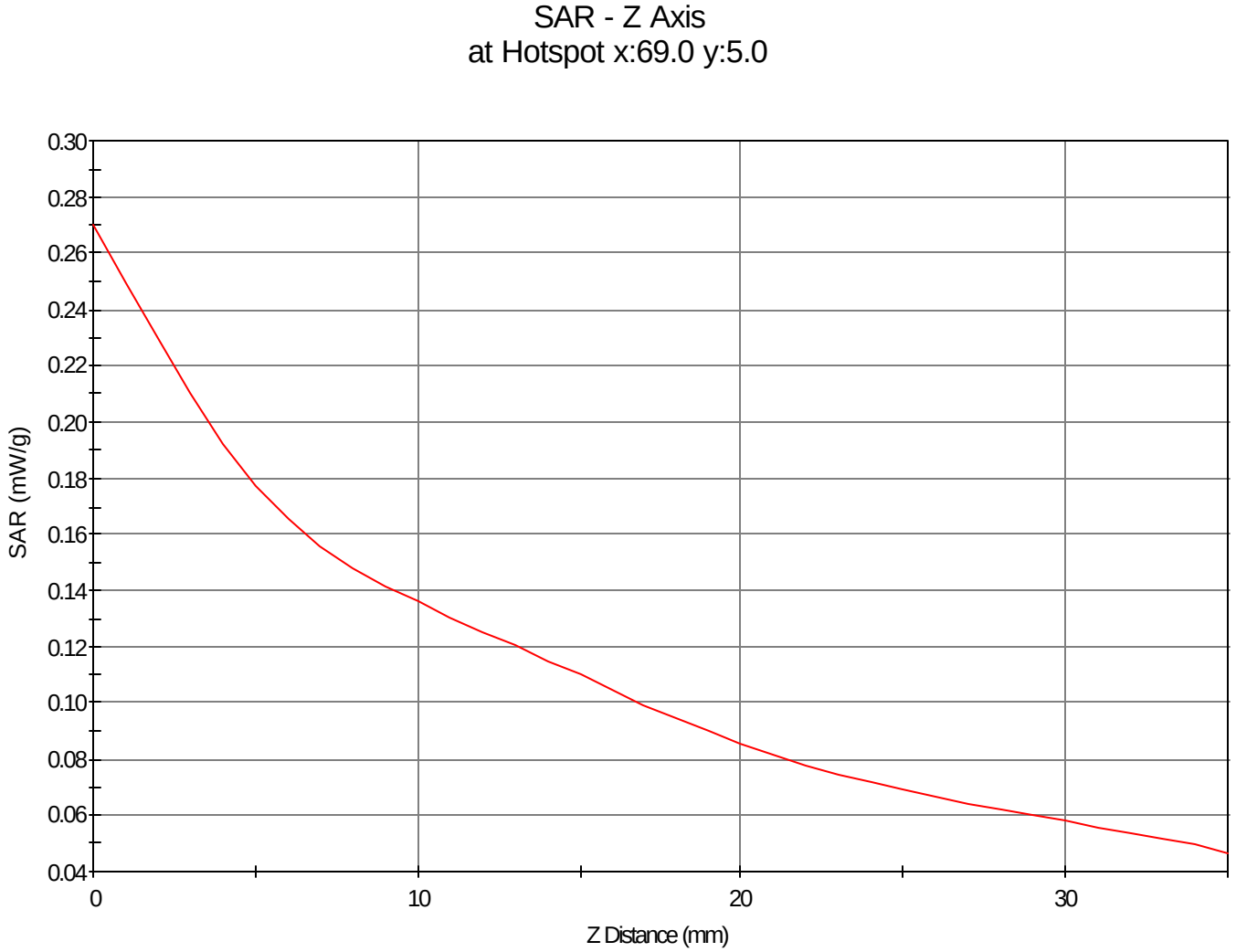
SAR - Z Axis
at Hotspot x:69.0 y:5.0
SAR (mW/g)
0.30
0.28
0.26
0.24
0.22
0.20
0.18
0.16
0.14
0.12
0.10
0.08
0.06
0.04
0
10
20
30
Z Distance (mm)

1g SAR Values

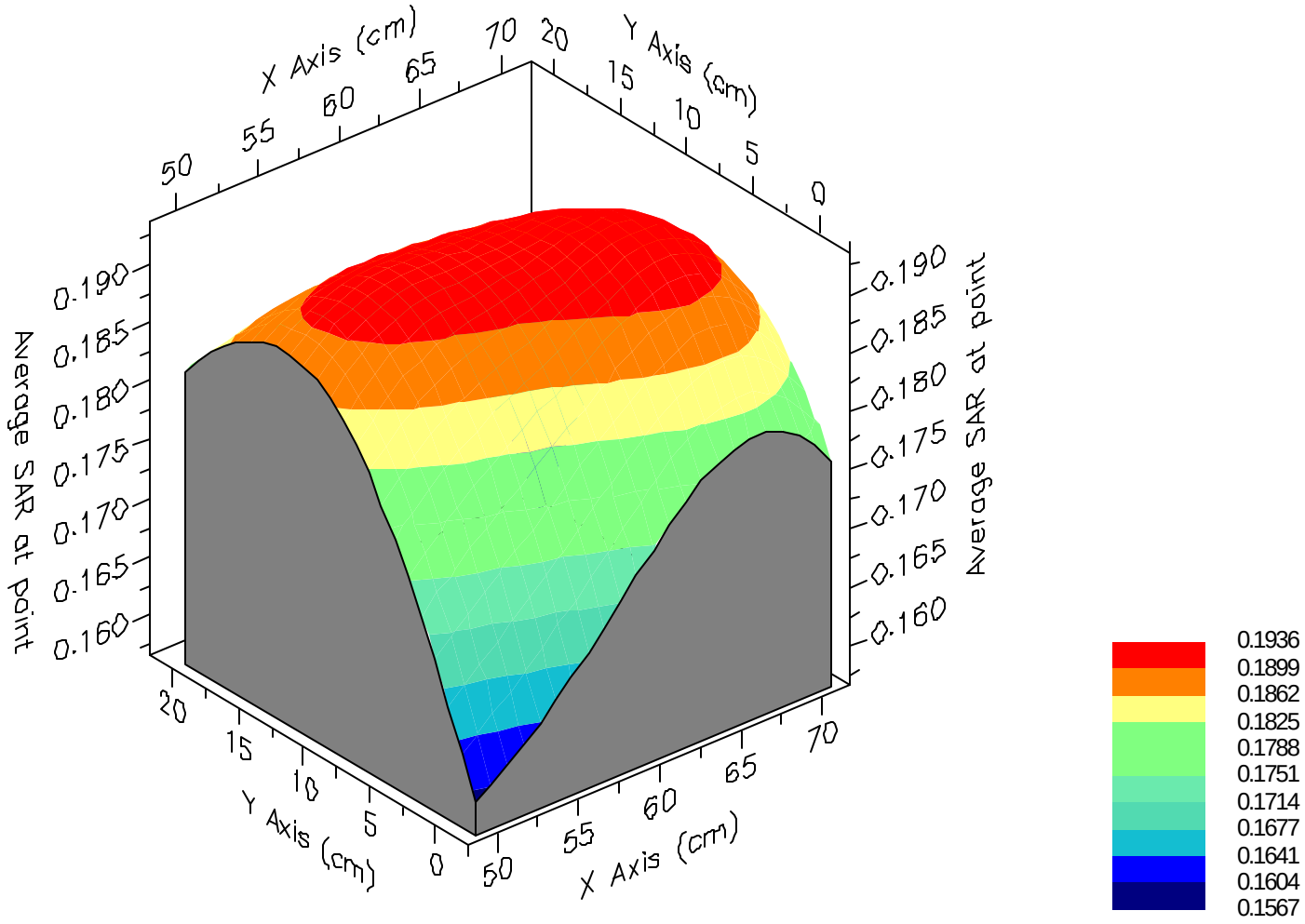



SAR Data Report 02110519

```
  Start        :  5-Nov-02 11:32:41 am
  End          :  5-Nov-02 11:38:24 am
  Code Version : 4.08
  Robot Version: 4.08

Product Data:
  Type             : SAMSUNG
  Model Number     : SCH-A600
  Serial Number    : 1
  Frequency        : 1880.00 MHz
  Transmit Pwr     : 0.320 W
  Antenna Type     : Helical
  Antenna Posn.    : In

Measurement Data:
  Phantom Name        : SAM RIGHT-3
  Phantom Type        : Right Ear
  Tissue Type         : Brain
  Tissue Dielectric   : 41.500
  Tissue Conductivity : 1.420
  Tissue Density      : 1.000
  Robot Name          : CRS

Probe Data:
  Probe Name              : PCT002
  Probe Type              : E Fld Triangle
  Frequency               : 1900 MHz
  Tissue Type             : Brain
  Calibrated Dielectric   : 40.200
  Calibrated Conductivity :  1.410
  Calibrated Density      :  1.000
  Probe Offset            :  2.400 mm
  Conversion Factor       :  4.700
  Probe Sensitivity :  3.000   2.995   2.653   mV/(mW/cm^2)
  Amplifier Gains   :  20.00   20.00   20.00

Sample:
  Rate:         6000 Samples/Sec
  Count:        1000 Samples
  NIDAQ Gain:   5

Comments:
  PCS Mode CH-600
  Cheek
  CF=1; Amb. Temp= 21.8 'C; Liq. Temp=21.5 'C



Area Scan - Max Peak SAR Value at x=77.0 y=13.0 = 1.14 W/kg

Zoom Scan - Max Peak SAR Value at x=79.0 y=13.0 z=0.0 = 1.88 W/kg

Max 1g SAR at x=79.0 y=13.0 z=0.0 = 1.18 W/kg

Max 10g SAR at x=78.0 y=13.0 z=0.0 = 0.66 W/kg
```

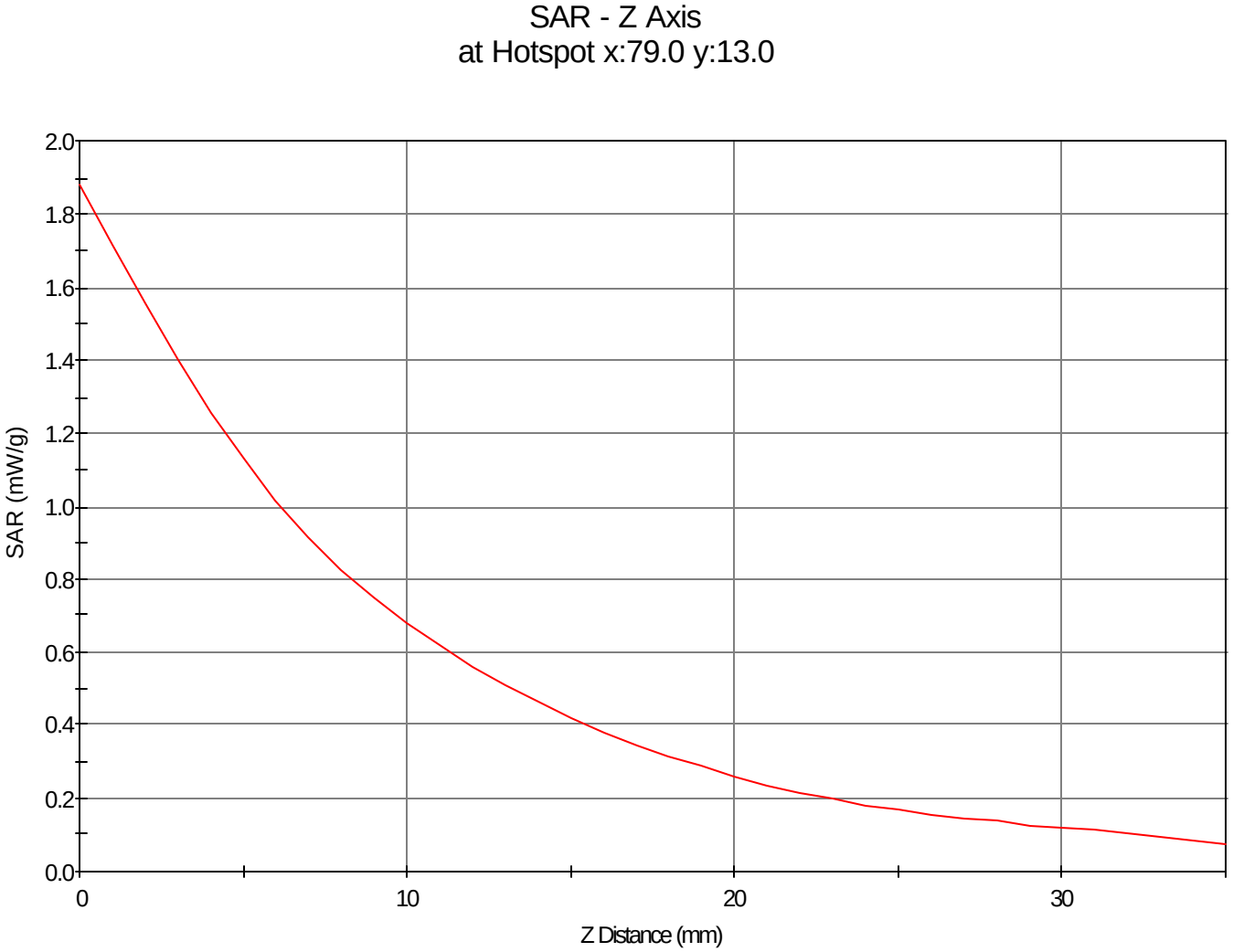
SAR - Z Axis
at Hotspot x:79.0 y:13.0
SAR (mW/g)
2.0
1.8
1.6
1.4
1.2
1.0
0.8
0.6
0.4
0.2
0.0
0
10
20
30
Z Distance (mm)

1g SAR Values

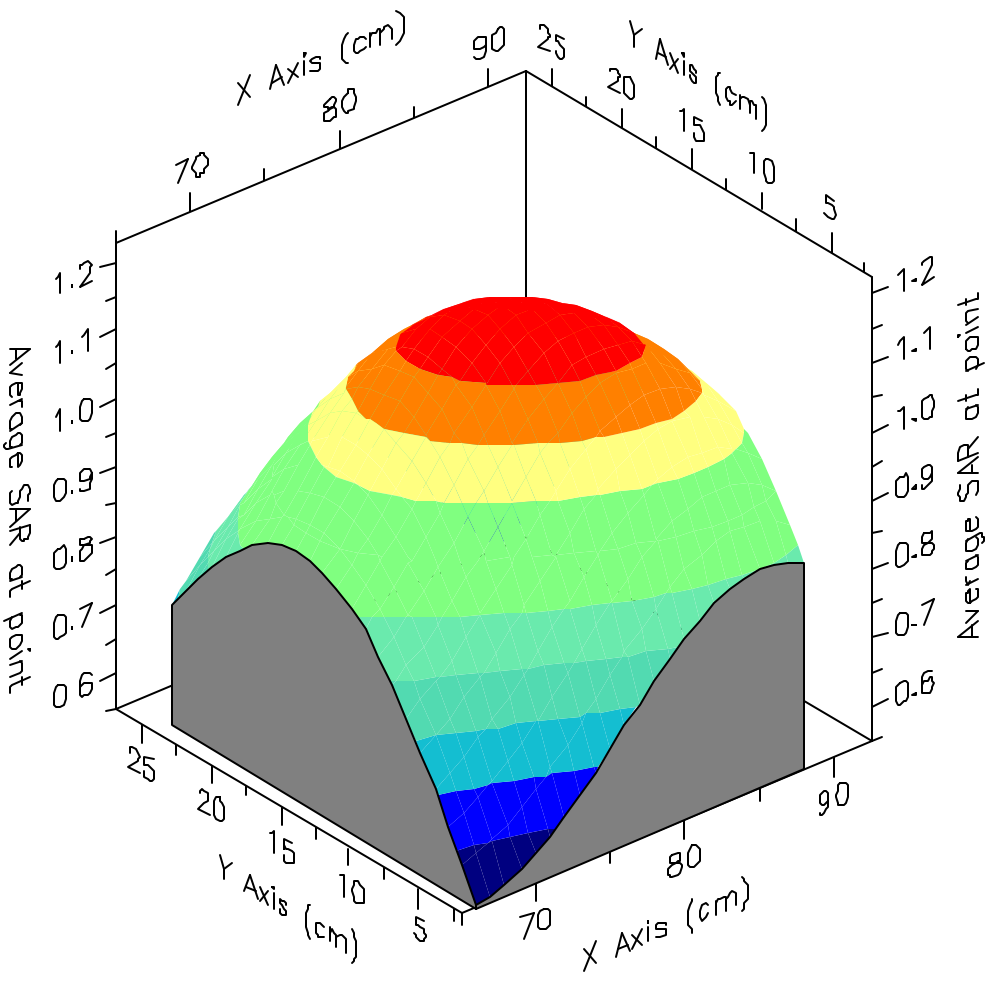


TALK
BACK
END

SAR Data Report 02110537

```
  Start        :  5-Nov-02 02:42:04 pm
  End          :  5-Nov-02 02:48:03 pm
  Code Version : 4.08
  Robot Version: 4.08

Product Data:
  Type             : SAMSUNG
  Model Number     : SCH-A600
  Serial Number    : 1
  Frequency        : 1880.00 MHz
  Transmit Pwr     : 0.320 W
  Antenna Type     : Helical
  Antenna Posn.    : Out

Measurement Data:
  Phantom Name        : SAM RIGHT-3
  Phantom Type        : Right Ear
  Tissue Type         : Brain
  Tissue Dielectric   : 41.500
  Tissue Conductivity : 1.420
  Tissue Density      : 1.000
  Robot Name          : CRS

Probe Data:
  Probe Name              : PCT002
  Probe Type              : E Fld Triangle
  Frequency               : 1900 MHz
  Tissue Type             : Brain
  Calibrated Dielectric   : 40.200
  Calibrated Conductivity :  1.410
  Calibrated Density      :  1.000
  Probe Offset            :  2.400 mm
  Conversion Factor       :  4.700
  Probe Sensitivity :  3.000   2.995   2.653   mV/(mW/cm^2)
  Amplifier Gains   :  20.00   20.00   20.00

Sample:
  Rate:         6000 Samples/Sec
  Count:        1000 Samples
  NIDAQ Gain:   5

Comments:
  PCS Mode CH-600
  Tilt
  CF=1; Amb. Temp= 21.8 'C; Liq. Temp=21.5 'C



Area Scan - Max Peak SAR Value at x=82.0 y=1.0 = 0.22 W/kg

Zoom Scan - Max Peak SAR Value at x=83.0 y=2.0 z=0.0 = 0.33 W/kg

Max 1g SAR at x=82.0 y=3.0 z=0.0 = 0.23 W/kg

Max 10g SAR at x=83.0 y=2.0 z=0.0 = 0.15 W/kg
```

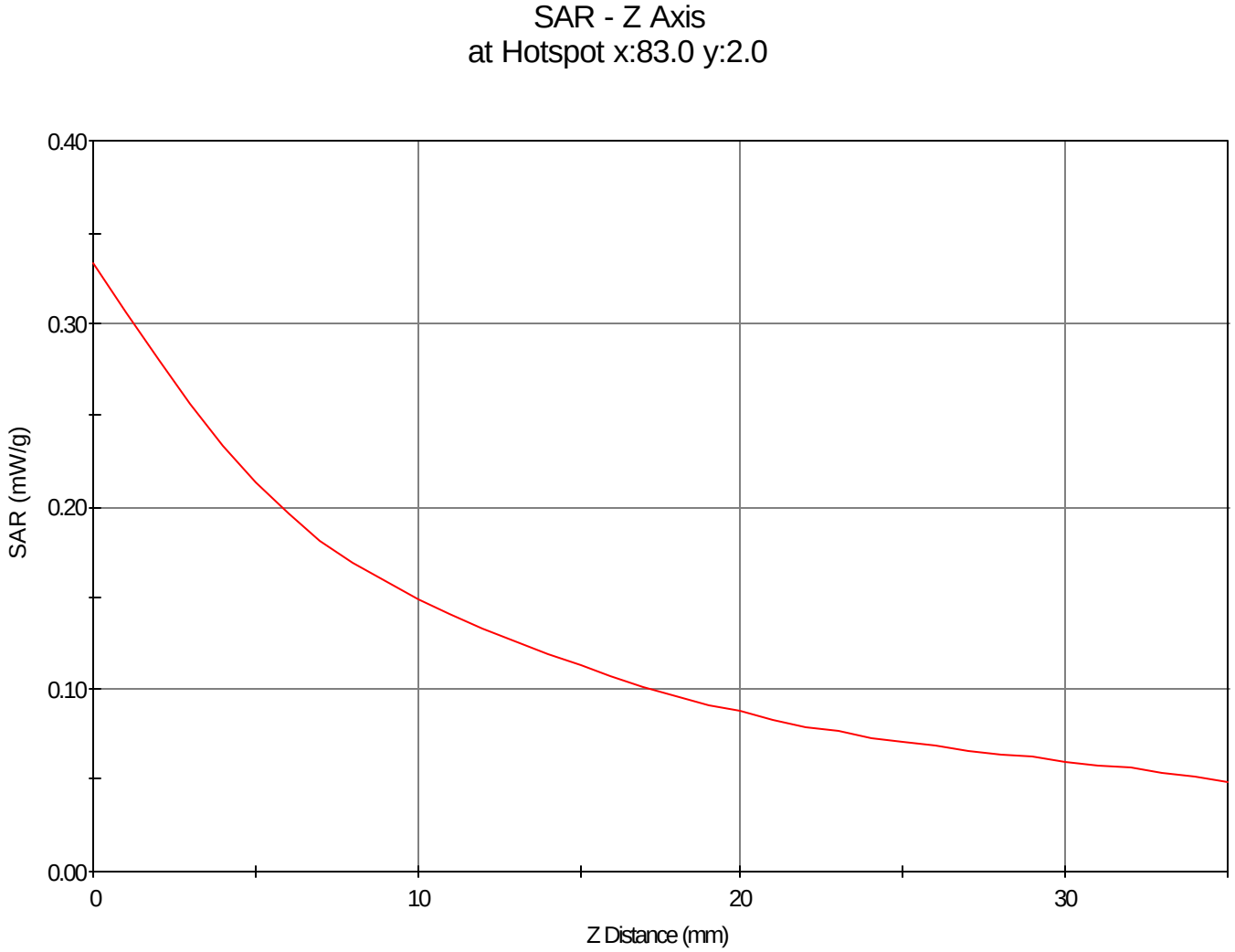
SAR - Z Axis
at Hotspot x:83.0 y:2.0
0.40
0.30
0.20
0.10
0.00
SAR (mW/g)
0
10
20
30
Z Distance (mm)

1g SAR Values

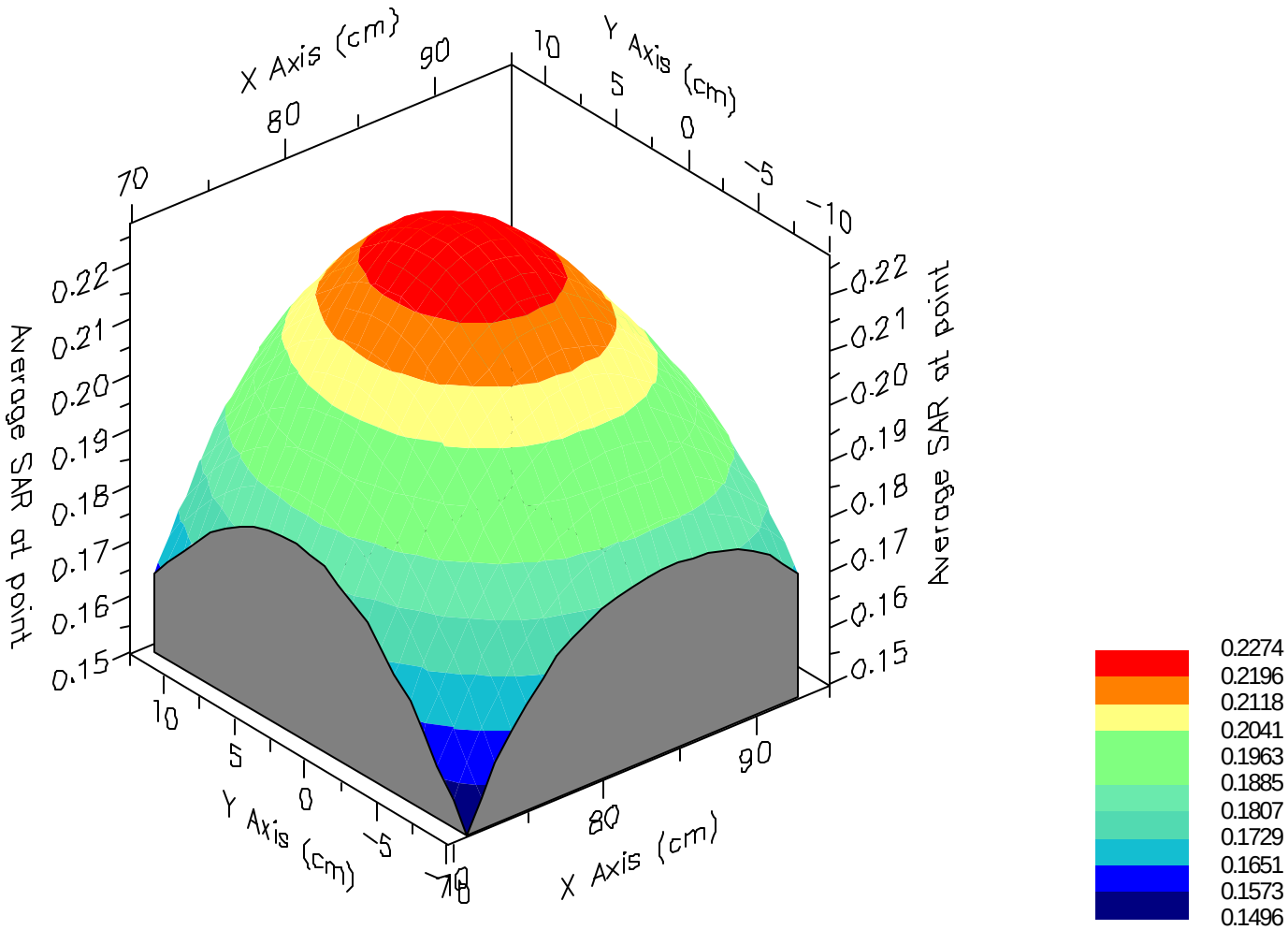



SAR Data Report 02110526

```
  Start        :  5-Nov-02 12:53:35 pm
  End          :  5-Nov-02 01:08:27 pm
  Code Version : 4.08
  Robot Version: 4.08

Product Data:
  Type             : SAMSUNG
  Model Number     : SCH-A600
  Serial Number    : 1
  Frequency        : 1880.00 MHz
  Transmit Pwr     : 0.320 W
  Antenna Type     : Helical
  Antenna Posn.    : Out

Measurement Data:
  Phantom Name        : SAM LEFT-3
  Phantom Type        : Left Ear
  Tissue Type         : Brain
  Tissue Dielectric   : 41.500
  Tissue Conductivity : 1.420
  Tissue Density      : 1.000
  Robot Name          : CRS

Probe Data:
  Probe Name              : PCT002
  Probe Type              : E Fld Triangle
  Frequency               : 1900 MHz
  Tissue Type             : Brain
  Calibrated Dielectric   : 40.200
  Calibrated Conductivity :  1.410
  Calibrated Density      :  1.000
  Probe Offset            :  2.400 mm
  Conversion Factor       :  4.700
  Probe Sensitivity :  3.000   2.995   2.653   mV/(mW/cm^2)
  Amplifier Gains   :  20.00   20.00   20.00

Sample:
  Rate:         6000 Samples/Sec
  Count:        1000 Samples
  NIDAQ Gain:   5

Comments:
  PCS Mode CH-600
  Cheek
  CF=1; Amb. Temp= 21.8 'C; Liq. Temp=21.5 'C



Area Scan - Max Peak SAR Value at x=90.0 y=-2.0 = 0.47 W/kg

Zoom Scan - Max Peak SAR Value at x=106.0 y=-10.0 z=0.0 = 1.54 W/kg

Max 1g SAR at x=101.0 y=-7.0 z=0.0 = 0.85 W/kg

Max 10g SAR at x=95.0 y=-7.0 z=0.0 = 0.48 W/kg
```

SAR - Z Axis
at Hotspot x:106.0 y:-10.0

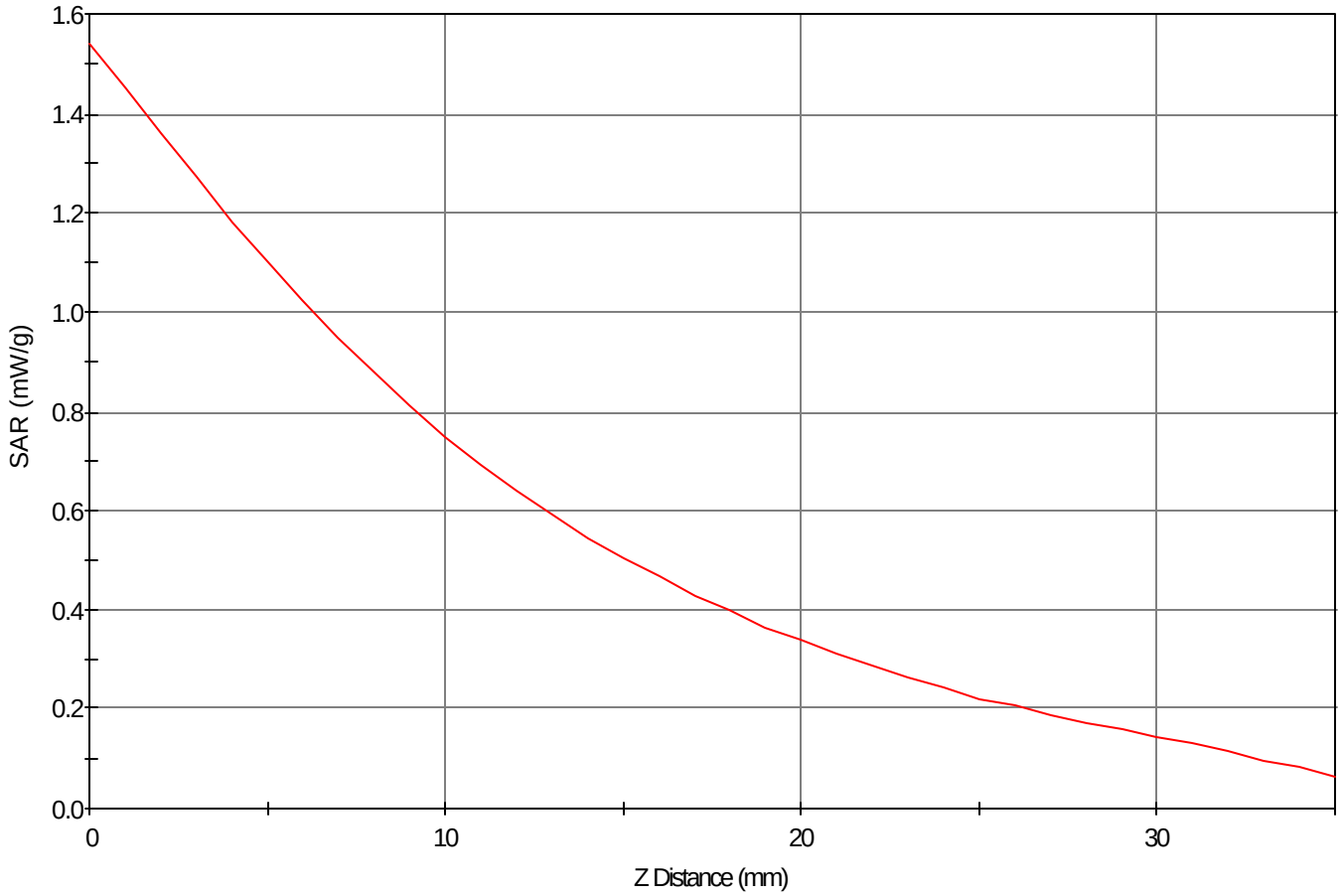

1g SAR Values

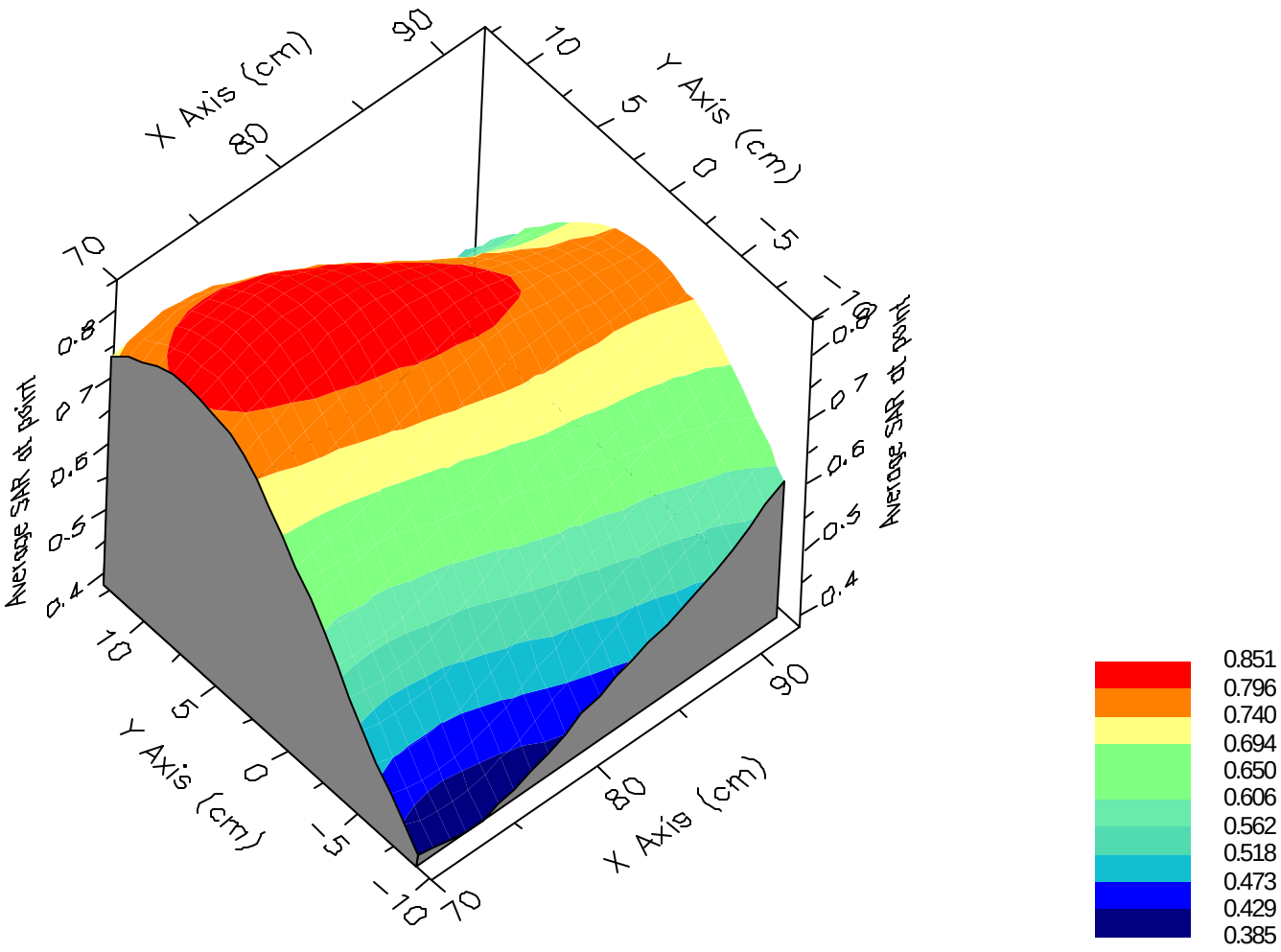


TALK
BACK
END

SAR Data Report 02110531

```
  Start        :  5-Nov-02 01:54:59 pm
  End          :  5-Nov-02 02:05:32 pm
  Code Version : 4.08
  Robot Version: 4.08

Product Data:
  Type             : SAMSUNG
  Model Number     : SCH-A600
  Serial Number    : 1
  Frequency        : 1880.00 MHz
  Transmit Pwr     : 0.320 W
  Antenna Type     : Helical
  Antenna Posn.    : Out

Measurement Data:
  Phantom Name        : SAM LEFT-3
  Phantom Type        : Left Ear
  Tissue Type         : Brain
  Tissue Dielectric   : 41.500
  Tissue Conductivity : 1.420
  Tissue Density      : 1.000
  Robot Name          : CRS

Probe Data:
  Probe Name              : PCT002
  Probe Type              : E Fld Triangle
  Frequency               : 1900 MHz
  Tissue Type             : Brain
  Calibrated Dielectric   : 40.200
  Calibrated Conductivity :  1.410
  Calibrated Density      :  1.000
  Probe Offset            :  2.400 mm
  Conversion Factor       :  4.700
  Probe Sensitivity :  3.000   2.995   2.653   mV/(mW/cm^2)
  Amplifier Gains   :  20.00   20.00   20.00

Sample:
  Rate:         6000 Samples/Sec
  Count:        1000 Samples
  NIDAQ Gain:   5

Comments:
  PCS Mode CH-600
  Tilt
  CF=1; Amb. Temp= 21.8 'C; Liq. Temp=21.5 'C
```

Area Scan - Max Peak SAR Value at x=90.0 y=-10.0 = 0.16 W/kg

Zoom Scan - Max Peak SAR Value at x=99.0 y=-13.0 z=0.0 = 0.23 W/kg

Max 1g SAR at x=97.0 y=-11.0 z=0.0 = 0.17 W/kg

Max 10g SAR at x=95.0 y=-10.0 z=0.0 = 0.12 W/kg

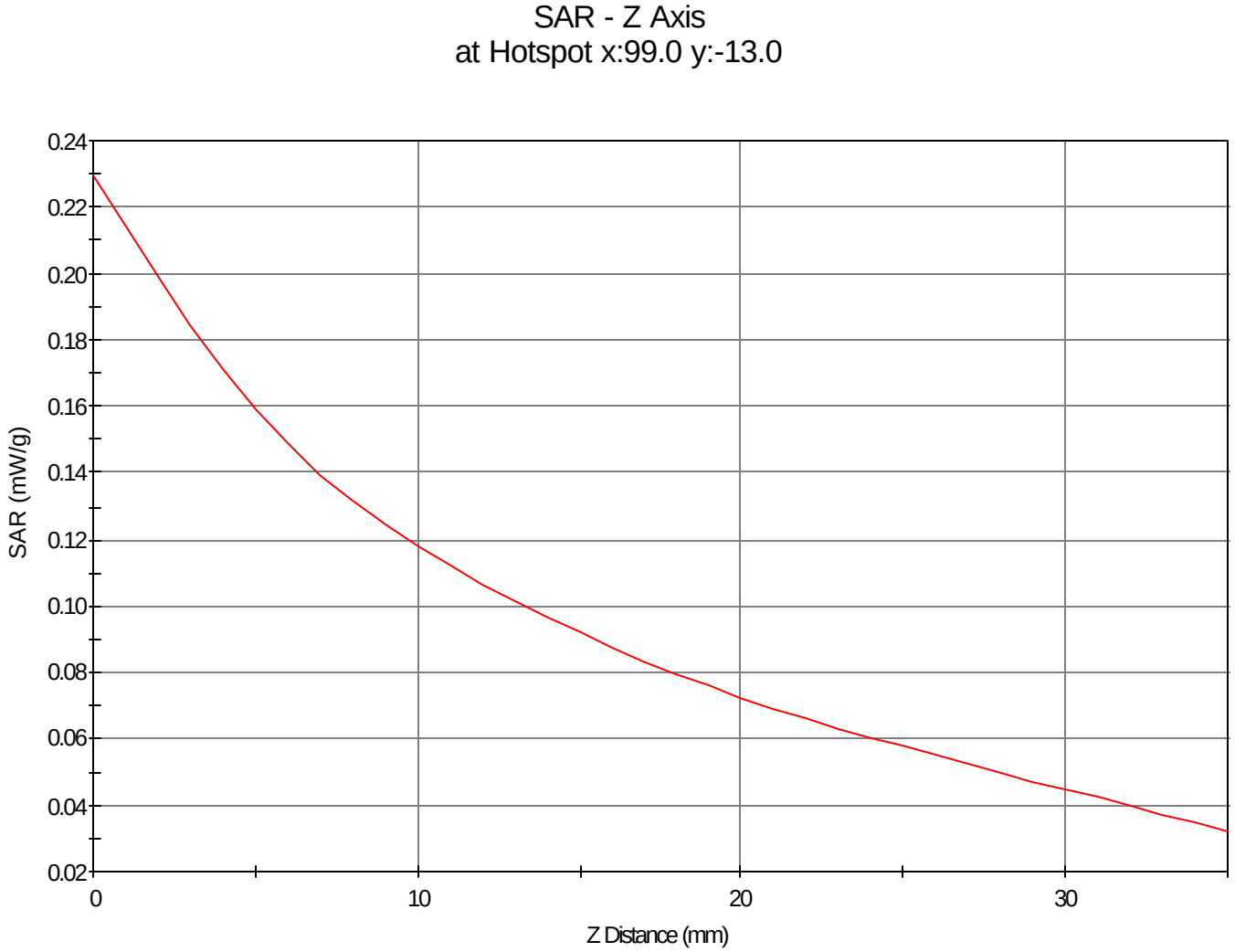
SAR - Z Axis
at Hotspot x:99.0 y:-13.0
SAR (mW/g)
0.24
0.22
0.20
0.18
0.16
0.14
0.12
0.10
0.08
0.06
0.04
0.02
0
10
20
30
Z Distance (mm)

1g SAR Values

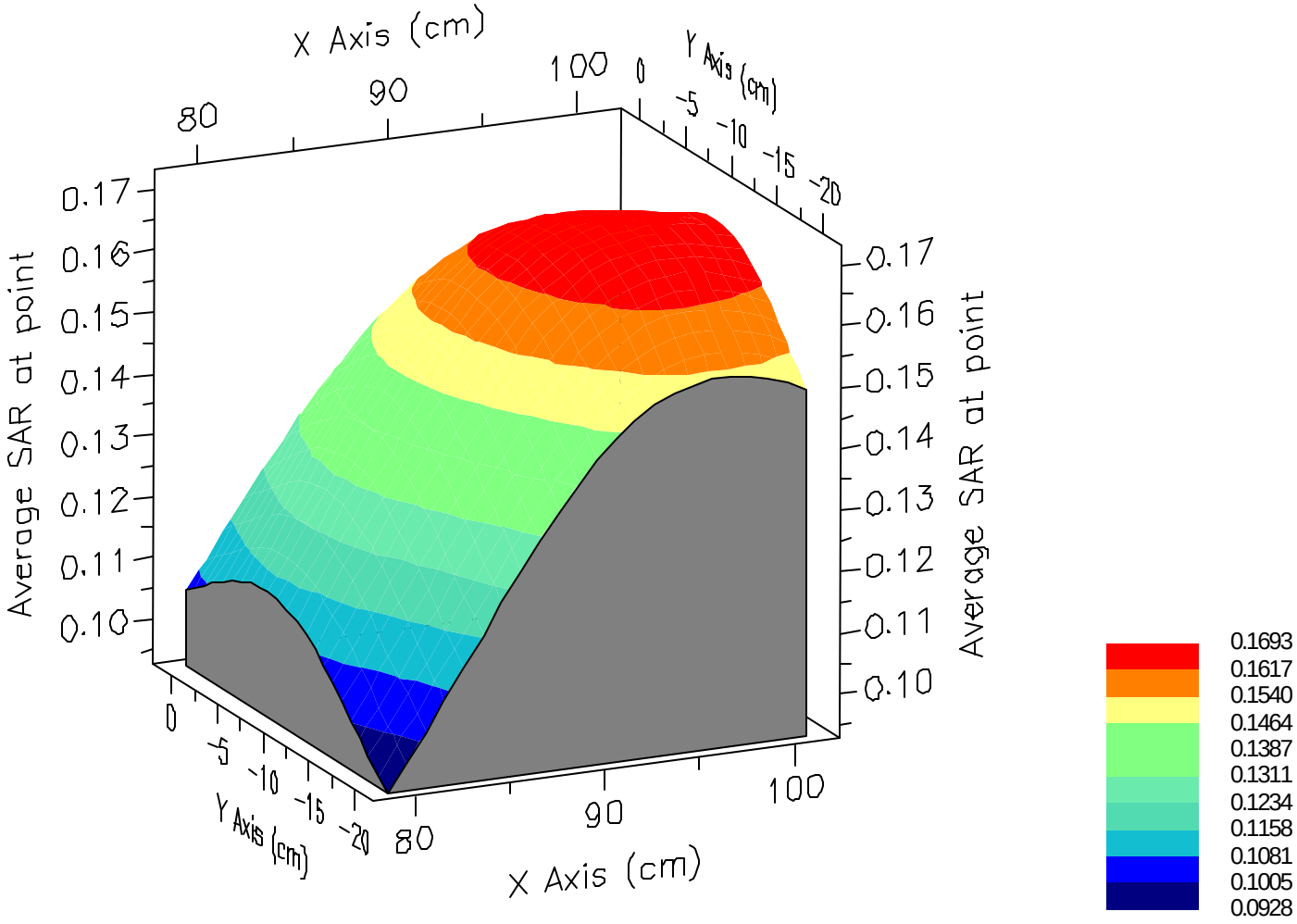

SAMSUNG

SAR Data Report 02110606

```
  Start        :  6-Nov-02 10:49:01 am
  End          :  6-Nov-02 10:55:45 am
  Code Version : 4.08
  Robot Version: 4.08

Product Data:
  Type             : SAMSUNG
  Model Number     : SCH-A600
  Serial Number    : 1
  Frequency        : 824.04 MHz
  Transmit Pwr     : 0.400 W
  Antenna Type     : Helical
  Antenna Posn.    : Out

Measurement Data:
  Phantom Name        : SAM FLAT2
  Phantom Type        : Uniphantom
  Tissue Type         : Muscle
  Tissue Dielectric   : 56.080
  Tissue Conductivity : 0.990
  Tissue Density      : 1.000
  Robot Name          : CRS

Probe Data:
  Probe Name              : PCT002
  Probe Type              : E Fld Triangle
  Frequency               : 835 MHz
  Tissue Type             : Muscle
  Calibrated Dielectric   : 55.700
  Calibrated Conductivity :  0.990
  Calibrated Density      :  1.000
  Probe Offset            :  2.400 mm
  Conversion Factor       :  4.900
  Probe Sensitivity :  3.597   3.474   3.049   mV/(mW/cm^2)
  Amplifier Gains   :  20.00   20.00   20.00

Sample:
  Rate:         6000 Samples/Sec
  Count:        1000 Samples
  NIDAQ Gain:   5

Comments:
  AMPS Mode CH-991
  Body
  CF=1; Amb. Temp= 21.8 'C; Liq. Temp=21.5 'C
```

Area Scan - Max Peak SAR Value at x=7.0 y=-16.0 = 0.86 W/kg

Zoom Scan - Max Peak SAR Value at x=5.0 y=-14.0 z=0.0 = 1.43 W/kg

Max 1g SAR at x=8.0 y=-15.0 z=0.0 = 0.90 W/kg

Max 10g SAR at x=9.0 y=-17.0 z=0.0 = 0.57 W/kg

SAR - Z Axis
at Hotspot x:5.0 y:-14.0

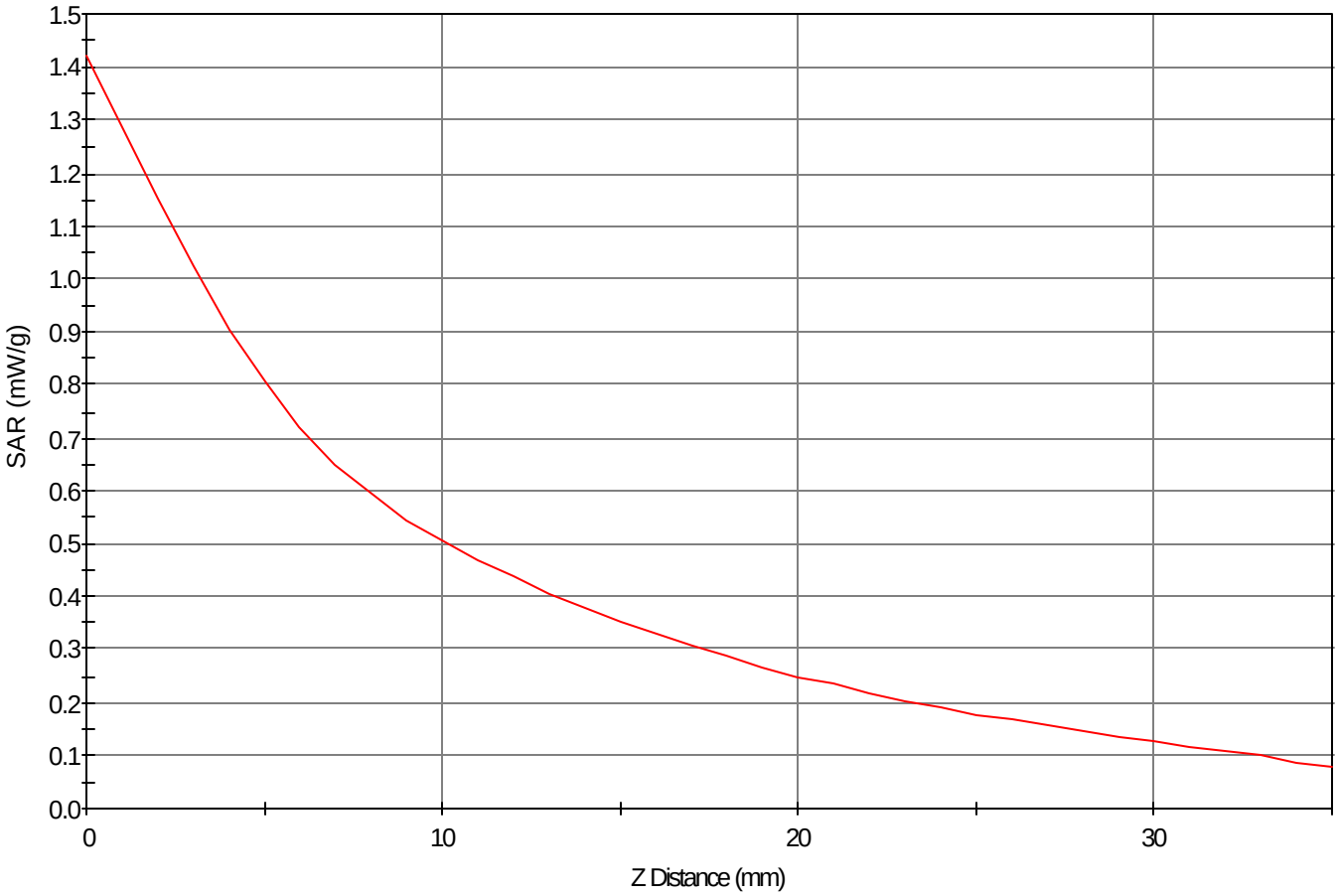

1g SAR Values

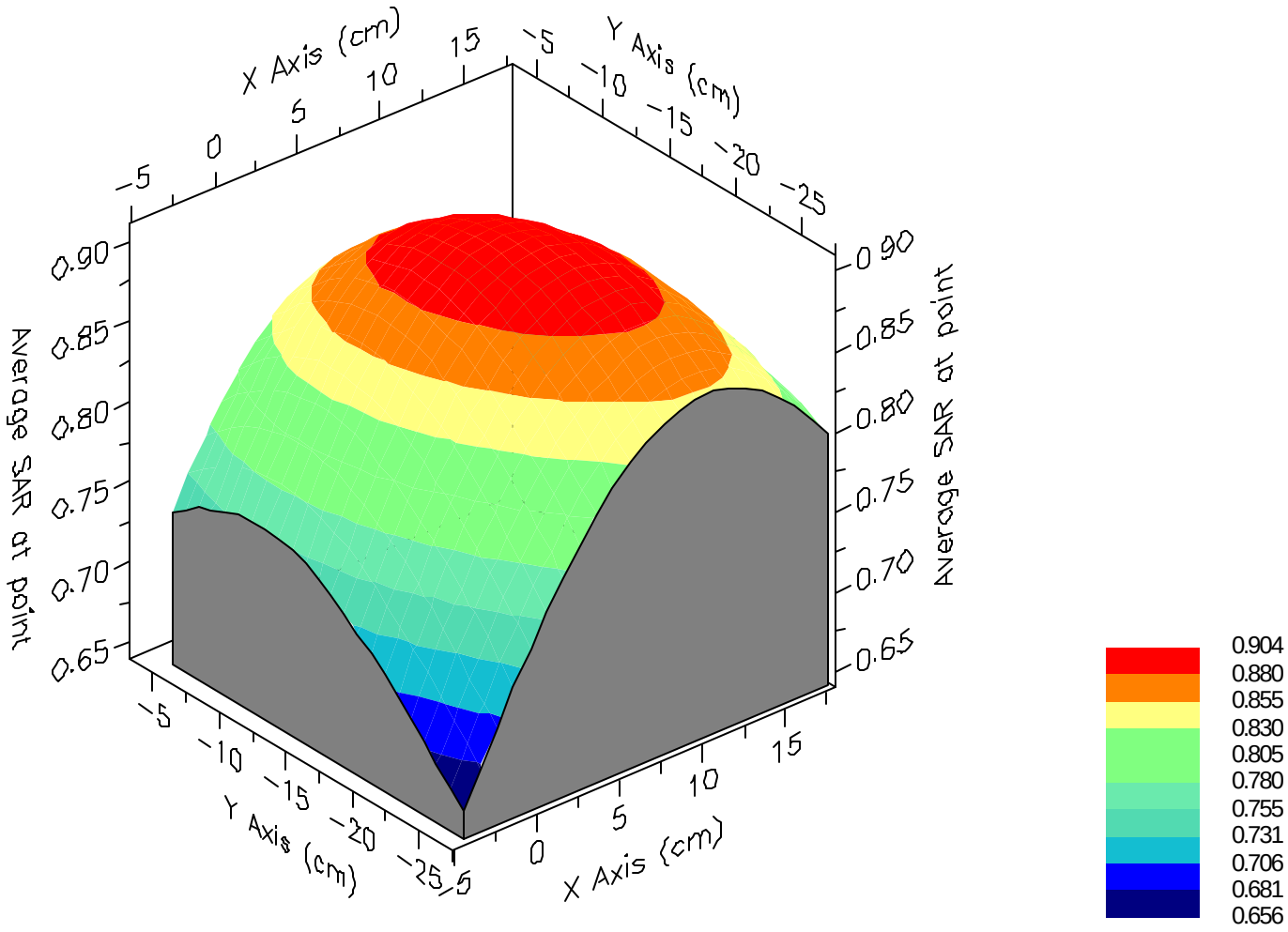

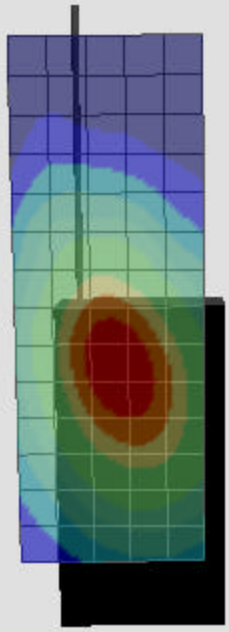

SAR Data Report 02110607

```
  Start        :  6-Nov-02 10:57:11 am
  End          :  6-Nov-02 11:03:56 am
  Code Version : 4.08
  Robot Version: 4.08

Product Data:
  Type             : SAMSUNG
  Model Number     : SCH-A600
  Serial Number    : 1
  Frequency        : 824.04 MHz
  Transmit Pwr     : 0.400 W
  Antenna Type     : Helical
  Antenna Posn.    : In

Measurement Data:
  Phantom Name        : SAM FLAT2
  Phantom Type        : Uniphantom
  Tissue Type         : Muscle
  Tissue Dielectric   : 56.080
  Tissue Conductivity : 0.990
  Tissue Density      : 1.000
  Robot Name          : CRS

Probe Data:
  Probe Name              : PCT002
  Probe Type              : E Fld Triangle
  Frequency               : 835 MHz
  Tissue Type             : Muscle
  Calibrated Dielectric   : 55.700
  Calibrated Conductivity :  0.990
  Calibrated Density      :  1.000
  Probe Offset            :  2.400 mm
  Conversion Factor       :  4.900
  Probe Sensitivity :  3.597   3.474   3.049   mV/(mW/cm^2)
  Amplifier Gains   :  20.00   20.00   20.00

Sample:
  Rate:         6000 Samples/Sec
  Count:        1000 Samples
  NIDAQ Gain:   5

Comments:
  AMPS Mode CH-991
  Body
  CF=1; Amb. Temp= 21.8 'C; Liq. Temp=21.5 'C
```

Area Scan - Max Peak SAR Value at x=5.0 y=-19.0 = 0.76 W/kg

Zoom Scan - Max Peak SAR Value at x=4.0 y=-21.0 z=0.0 = 1.27 W/kg

Max 1g SAR at x=6.0 y=-20.0 z=0.0 = 0.80 W/kg

Max 10g SAR at x=6.0 y=-20.0 z=0.0 = 0.51 W/kg

SAR - Z Axis
at Hotspot x:4.0 y:-21.0

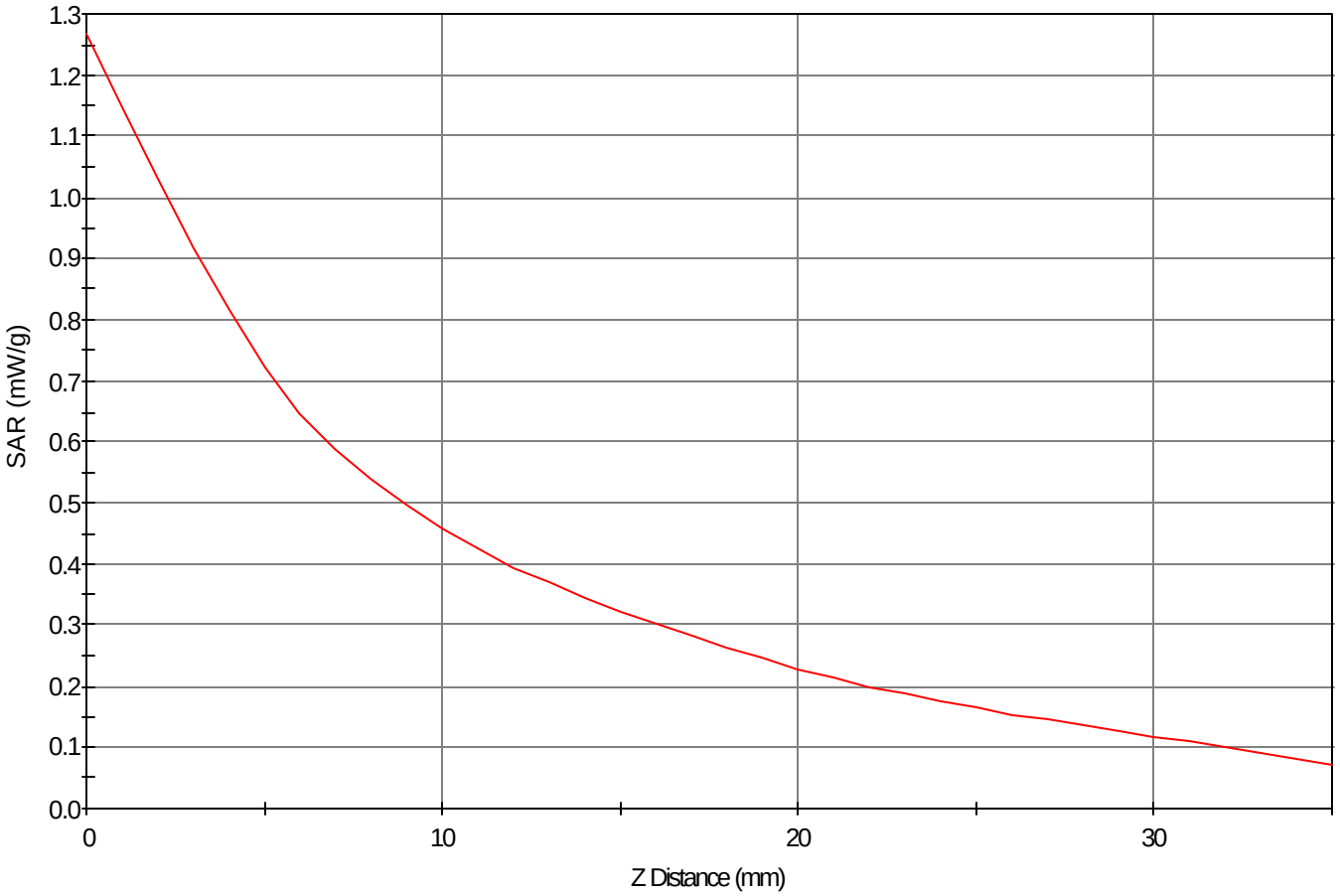

1g SAR Values

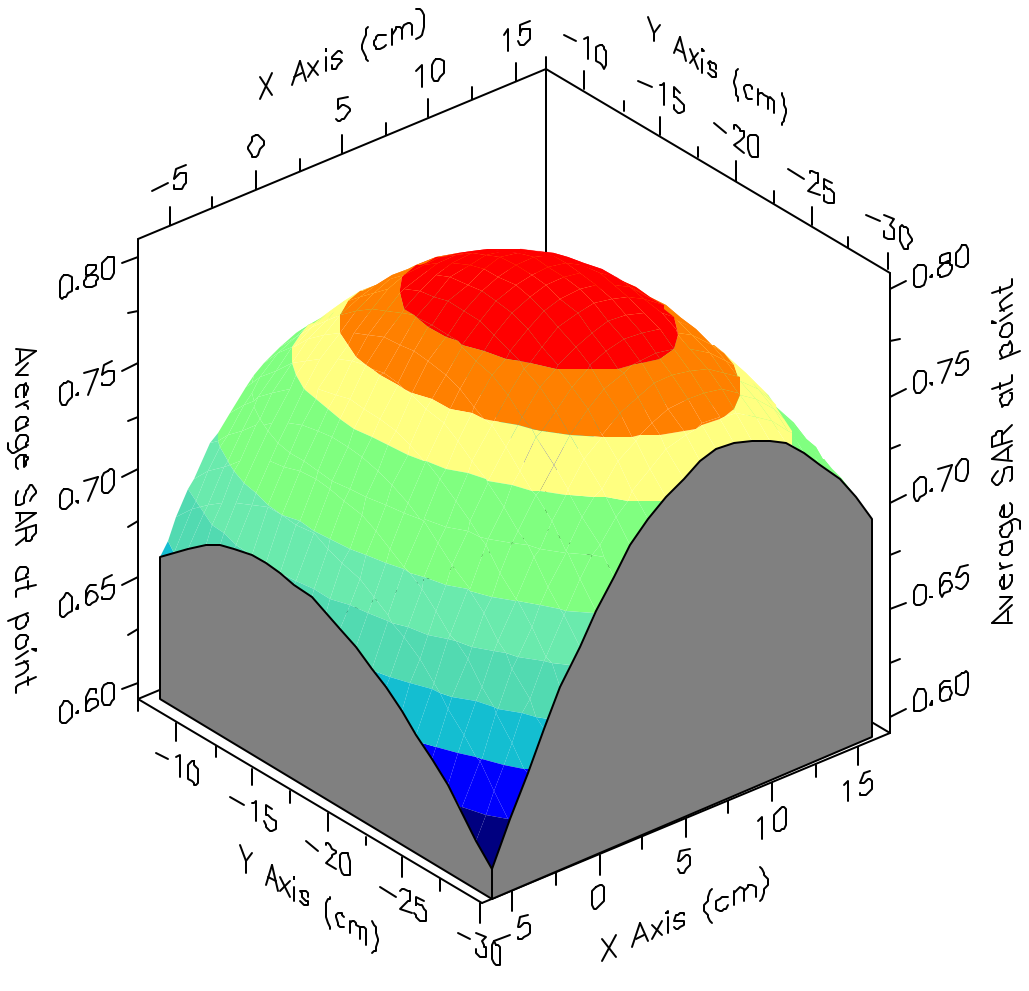

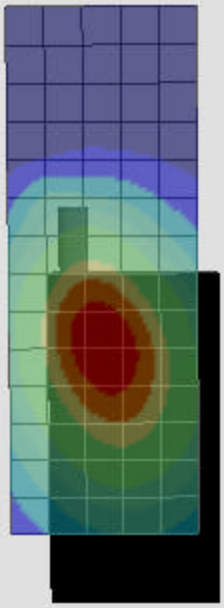

SAR Data Report 02110613

```
  Start        :  6-Nov-02 11:52:23 am
  End          :  6-Nov-02 11:59:08 am
  Code Version : 4.08
  Robot Version: 4.08

Product Data:
  Type             : SAMSUNG
  Model Number     : SCH-A600
  Serial Number    : 1
  Frequency        : 824.70 MHz
  Transmit Pwr     : 0.355 W
  Antenna Type     : Helical
  Antenna Posn.    : Out

Measurement Data:
  Phantom Name        : SAM FLAT2
  Phantom Type        : Uniphantom
  Tissue Type         : Muscle
  Tissue Dielectric   : 56.080
  Tissue Conductivity : 0.990
  Tissue Density      : 1.000
  Robot Name          : CRS

Probe Data:
  Probe Name              : PCT002
  Probe Type              : E Fld Triangle
  Frequency               : 835 MHz
  Tissue Type             : Muscle
  Calibrated Dielectric   : 55.700
  Calibrated Conductivity :  0.990
  Calibrated Density      :  1.000
  Probe Offset            :  2.400 mm
  Conversion Factor       :  4.900
  Probe Sensitivity :  3.597   3.474   3.049   mV/(mW/cm^2)
  Amplifier Gains   :  20.00   20.00   20.00

Sample:
  Rate:         6000 Samples/Sec
  Count:        1000 Samples
  NIDAQ Gain:   5

Comments:
  CDMA Mode CH-1013
  Body
  CF=1; Amb. Temp= 21.8 'C; Liq. Temp=21.5 'C
```

Area Scan - Max Peak SAR Value at x=5.0 y=-19.0 = 0.77 W/kg

Zoom Scan - Max Peak SAR Value at x=3.0 y=-19.0 z=0.0 = 1.35 W/kg

Max 1g SAR at x=5.0 y=-18.0 z=0.0 = 0.84 W/kg

Max 10g SAR at x=6.0 y=-19.0 z=0.0 = 0.53 W/kg

SAR - Z Axis
at Hotspot x:3.0 y:-19.0

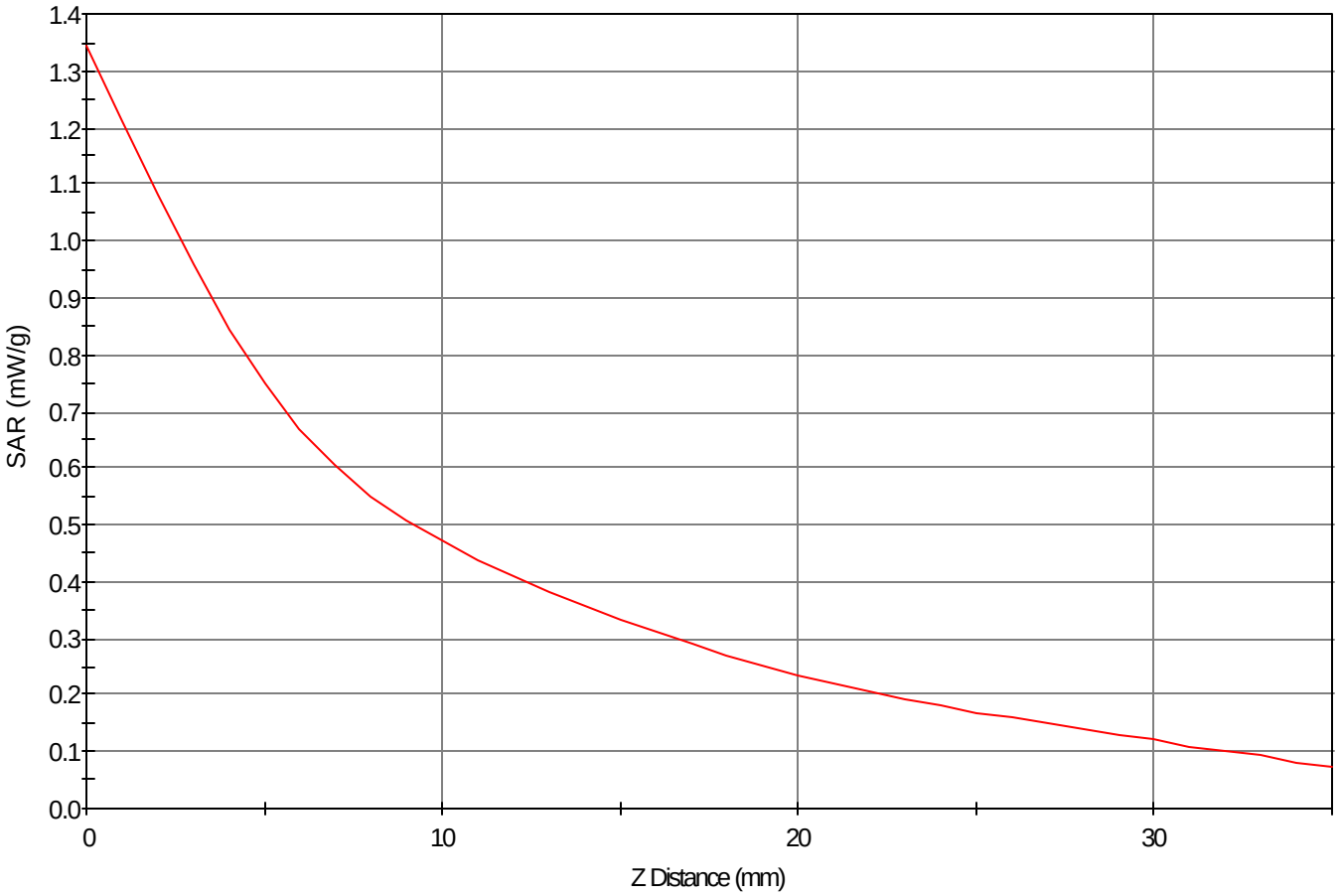

1g SAR Values

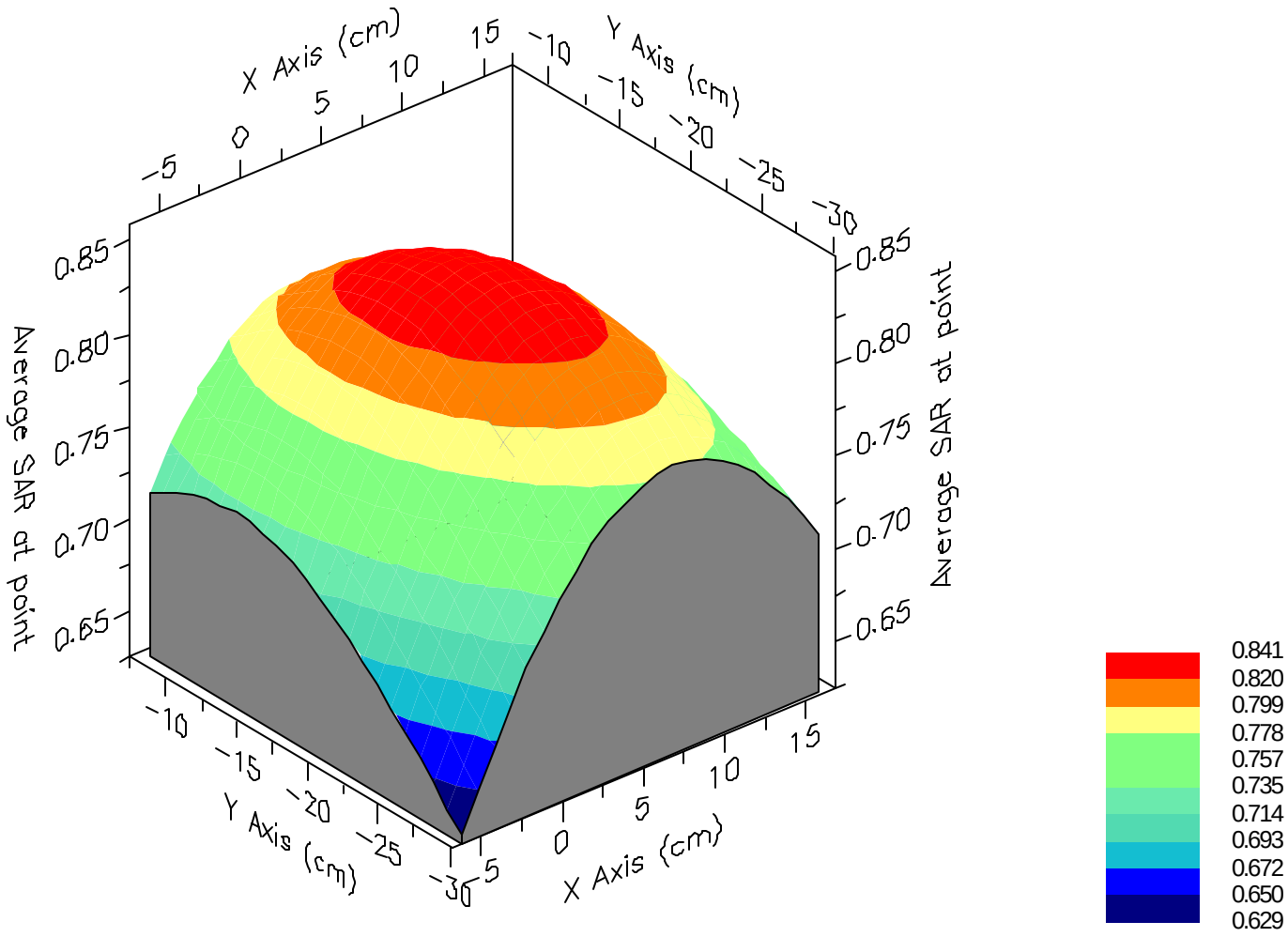

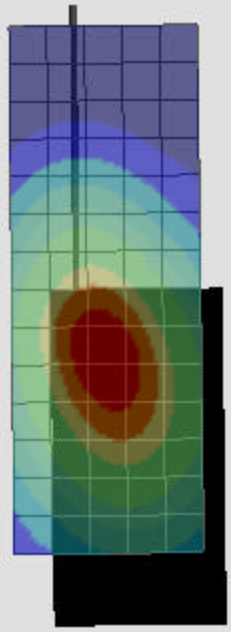

SAR Data Report 02110612

```
  Start        :  6-Nov-02 11:44:24 am
  End          :  6-Nov-02 11:51:09 am
  Code Version : 4.08
  Robot Version: 4.08

Product Data:
  Type             : SAMSUNG
  Model Number     : SCH-A600
  Serial Number    : 1
  Frequency        : 824.70 MHz
  Transmit Pwr     : 0.355 W
  Antenna Type     : Helical
  Antenna Posn.    : In

Measurement Data:
  Phantom Name        : SAM FLAT2
  Phantom Type        : Uniphantom
  Tissue Type         : Muscle
  Tissue Dielectric   : 56.080
  Tissue Conductivity : 0.990
  Tissue Density      : 1.000
  Robot Name          : CRS

Probe Data:
  Probe Name              : PCT002
  Probe Type              : E Fld Triangle
  Frequency               : 835 MHz
  Tissue Type             : Muscle
  Calibrated Dielectric   : 55.700
  Calibrated Conductivity :  0.990
  Calibrated Density      :  1.000
  Probe Offset            :  2.400 mm
  Conversion Factor       :  4.900
  Probe Sensitivity :  3.597   3.474   3.049   mV/(mW/cm^2)
  Amplifier Gains   :  20.00   20.00   20.00

Sample:
  Rate:         6000 Samples/Sec
  Count:        1000 Samples
  NIDAQ Gain:   5

Comments:
  CDMA Mode CH-1013
  Body
  CF=1; Amb. Temp= 21.8 'C; Liq. Temp=21.5 'C
```

Area Scan - Max Peak SAR Value at x=3.0 y=-20.0 = 0.69 W/kg

Zoom Scan - Max Peak SAR Value at x=3.0 y=-20.0 z=0.0 = 1.18 W/kg

Max 1g SAR at x=4.0 y=-19.0 z=0.0 = 0.73 W/kg

Max 10g SAR at x=4.0 y=-21.0 z=0.0 = 0.46 W/kg

SAR - Z Axis
at Hotspot x:3.0 y:-20.0

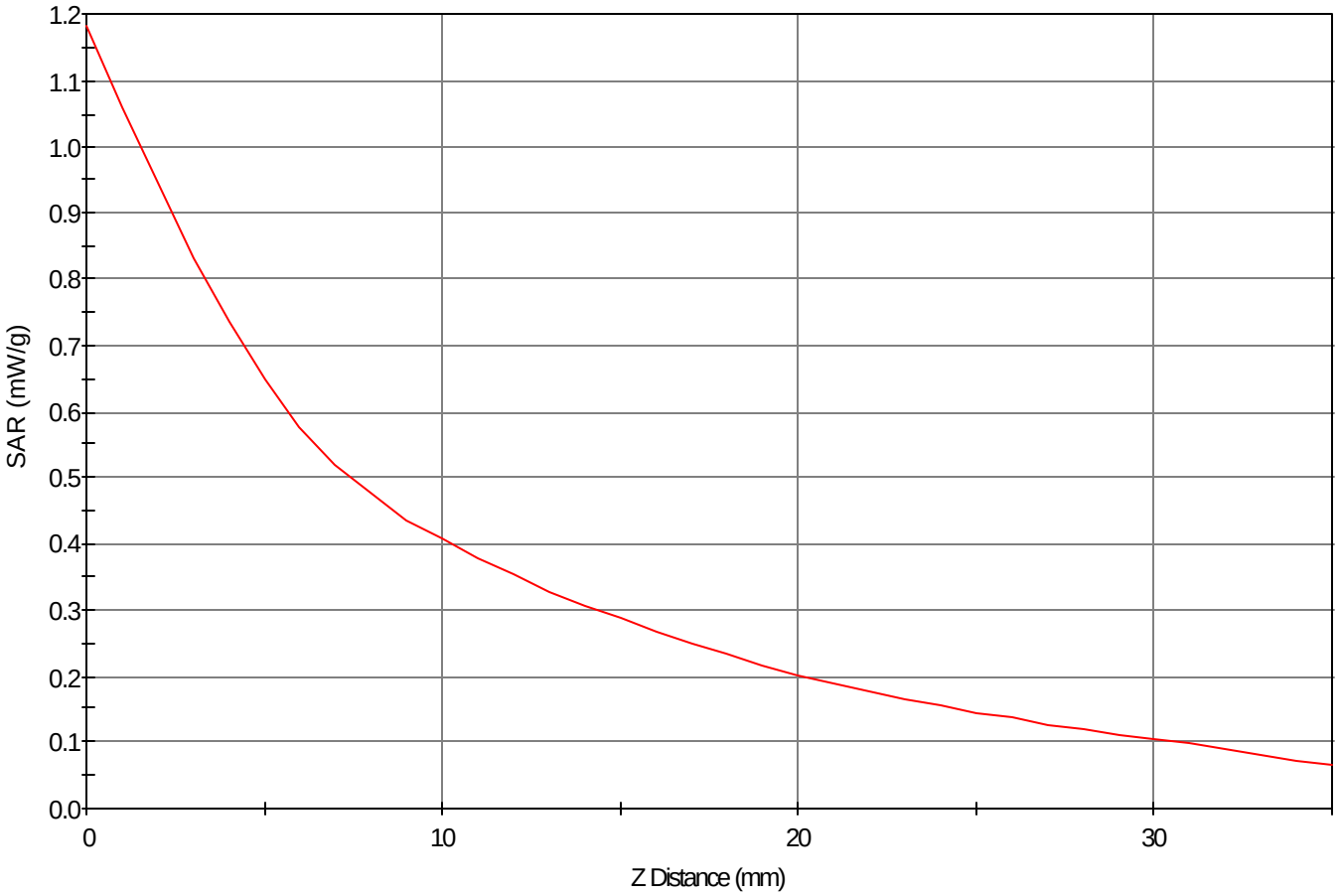

1g SAR Values

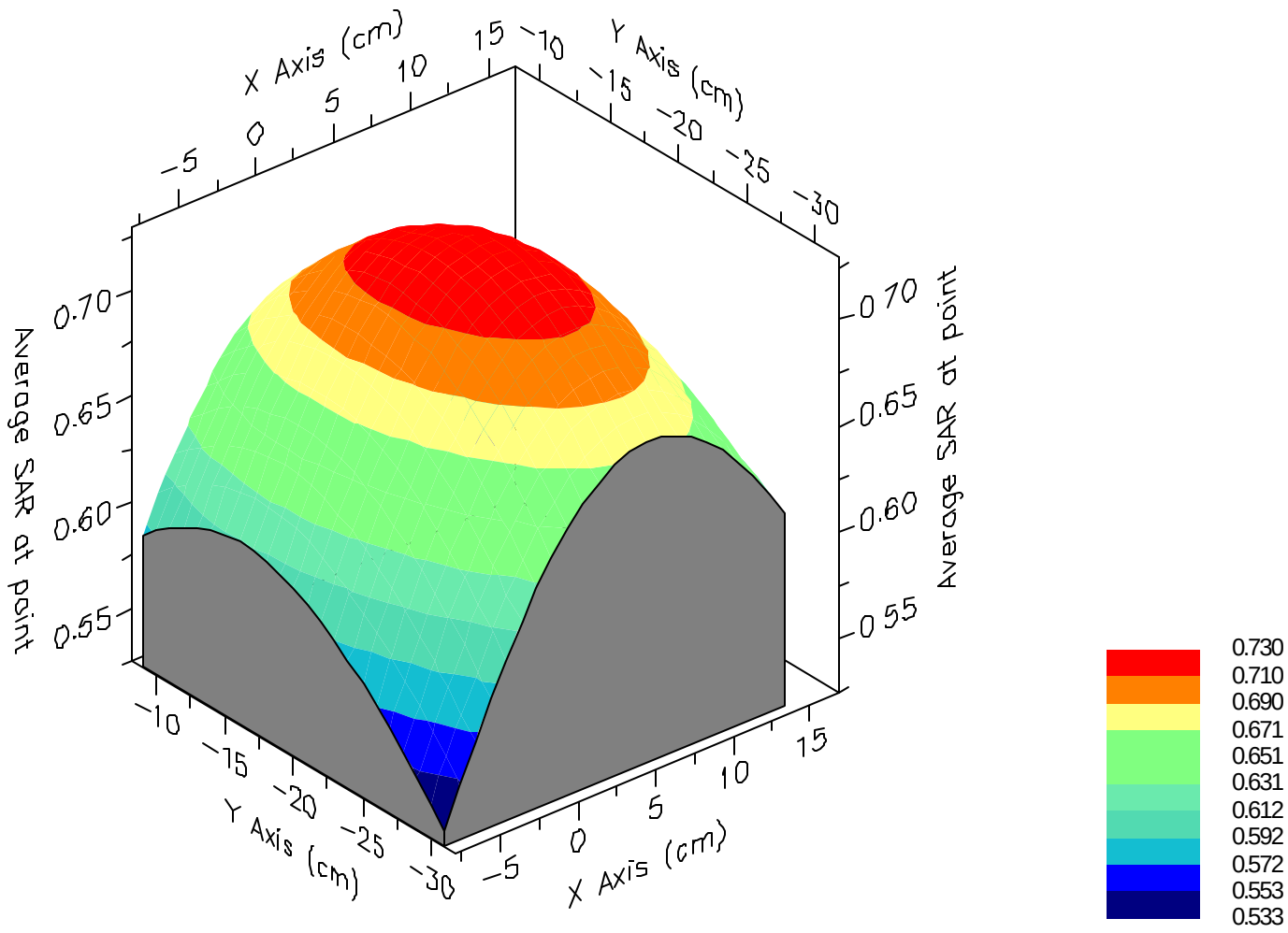

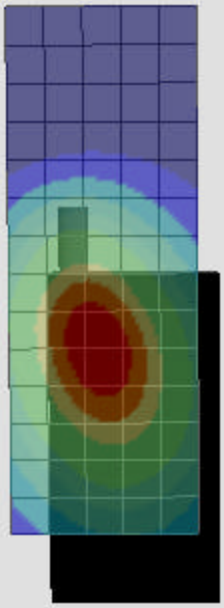

SAR Data Report 02110546

```
  Start        :  5-Nov-02 04:33:42 pm
  End          :  5-Nov-02 04:40:39 pm
  Code Version : 4.08
  Robot Version: 4.08

Product Data:
  Type             : SAMSUNG
  Model Number     : SCH-A600
  Serial Number    : 1
  Frequency        : 1908.75 MHz
  Transmit Pwr     : 0.320 W
  Antenna Type     : Helical
  Antenna Posn.    : Out

Measurement Data:
  Phantom Name        : SAM FLAT2
  Phantom Type        : Uniphantom
  Tissue Type         : Muscle
  Tissue Dielectric   : 54.500
  Tissue Conductivity : 1.530
  Tissue Density      : 1.000
  Robot Name          : CRS

Probe Data:
  Probe Name              : PCT002
  Probe Type              : E Fld Triangle
  Frequency               : 1900 MHz
  Tissue Type             : Muscle
  Calibrated Dielectric   : 53.900
  Calibrated Conductivity :  1.480
  Calibrated Density      :  1.000
  Probe Offset            :  2.400 mm
  Conversion Factor       :  4.500
  Probe Sensitivity :  3.000   2.995   2.653   mV/(mW/cm^2)
  Amplifier Gains   :  20.00   20.00   20.00

Sample:
  Rate:         6000 Samples/Sec
  Count:        1000 Samples
  NIDAQ Gain:   5

Comments:
  PCS Mode CH-1175
  Body
  CF=1; Amb. Temp= 21.8 'C; Liq. Temp=21.5 'C



Area Scan - Max Peak SAR Value at x=-1.0 y=21.0 = 1.06 W/kg

Zoom Scan - Max Peak SAR Value at x=-2.0 y=21.0 z=0.0 = 2.09 W/kg

Max 1g SAR at x=-1.0 y=22.0 z=0.0 = 1.16 W/kg

Max 10g SAR at x=-1.0 y=22.0 z=0.0 = 0.63 W/kg
```

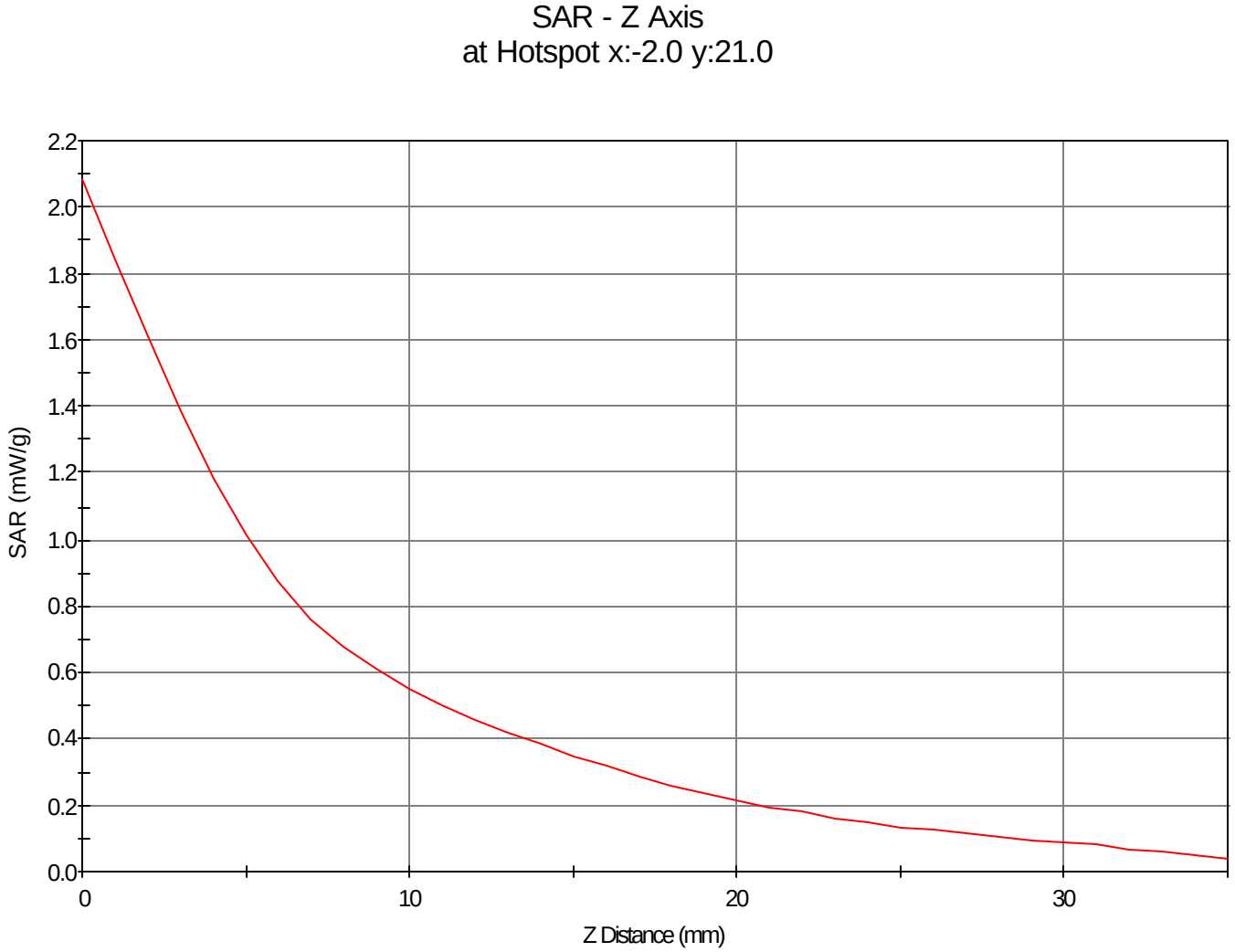
SAR - Z Axis
at Hotspot x:-2.0 y:21.0
SAR (mW/g)
2.2
2.0
1.8
1.6
1.4
1.2
1.0
0.8
0.6
0.4
0.2
0.0
0
10
20
30
Z Distance (mm)

1g SAR Values

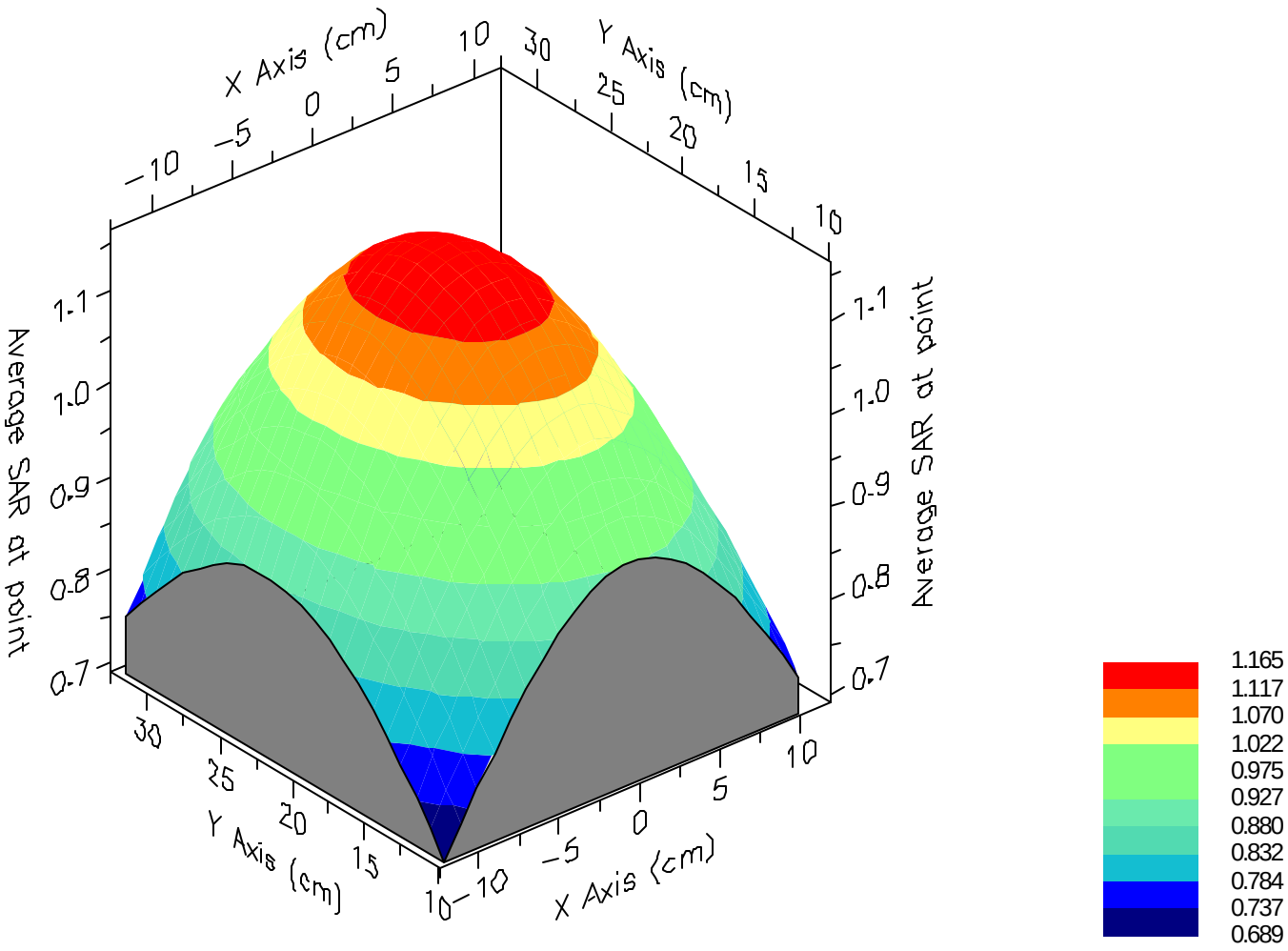

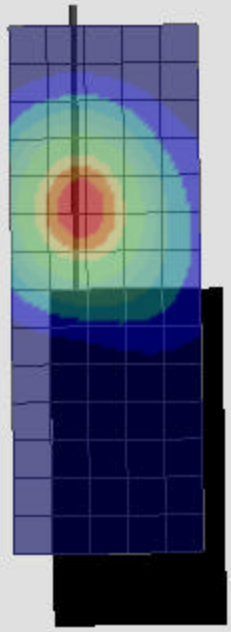

SAR Data Report 02110547

```
  Start        :  5-Nov-02 04:43:00 pm
  End          :  5-Nov-02 04:49:56 pm
  Code Version : 4.08
  Robot Version: 4.08

Product Data:
  Type             : SAMSUNG
  Model Number     : SCH-A600
  Serial Number    : 1
  Frequency        : 1908.75 MHz
  Transmit Pwr     : 0.320 W
  Antenna Type     : Helical
  Antenna Posn.    : In

Measurement Data:
  Phantom Name        : SAM FLAT2
  Phantom Type        : Uniphantom
  Tissue Type         : Muscle
  Tissue Dielectric   : 54.500
  Tissue Conductivity : 1.530
  Tissue Density      : 1.000
  Robot Name          : CRS

Probe Data:
  Probe Name              : PCT002
  Probe Type              : E Fld Triangle
  Frequency               : 1900 MHz
  Tissue Type             : Muscle
  Calibrated Dielectric   : 53.900
  Calibrated Conductivity :  1.480
  Calibrated Density      :  1.000
  Probe Offset            :  2.400 mm
  Conversion Factor       :  4.500
  Probe Sensitivity :  3.000   2.995   2.653   mV/(mW/cm^2)
  Amplifier Gains   :  20.00   20.00   20.00

Sample:
  Rate:         6000 Samples/Sec
  Count:        1000 Samples
  NIDAQ Gain:   5

Comments:
  PCS Mode CH-1175
  Body
  CF=1; Amb. Temp= 21.8 'C; Liq. Temp=21.5 'C



Area Scan - Max Peak SAR Value at x=3.0 y=-8.0 = 0.49 W/kg

Zoom Scan - Max Peak SAR Value at x=3.0 y=-8.0 z=0.0 = 0.98 W/kg

Max 1g SAR at x=4.0 y=-8.0 z=0.0 = 0.55 W/kg

Max 10g SAR at x=5.0 y=-9.0 z=0.0 = 0.31 W/kg
```

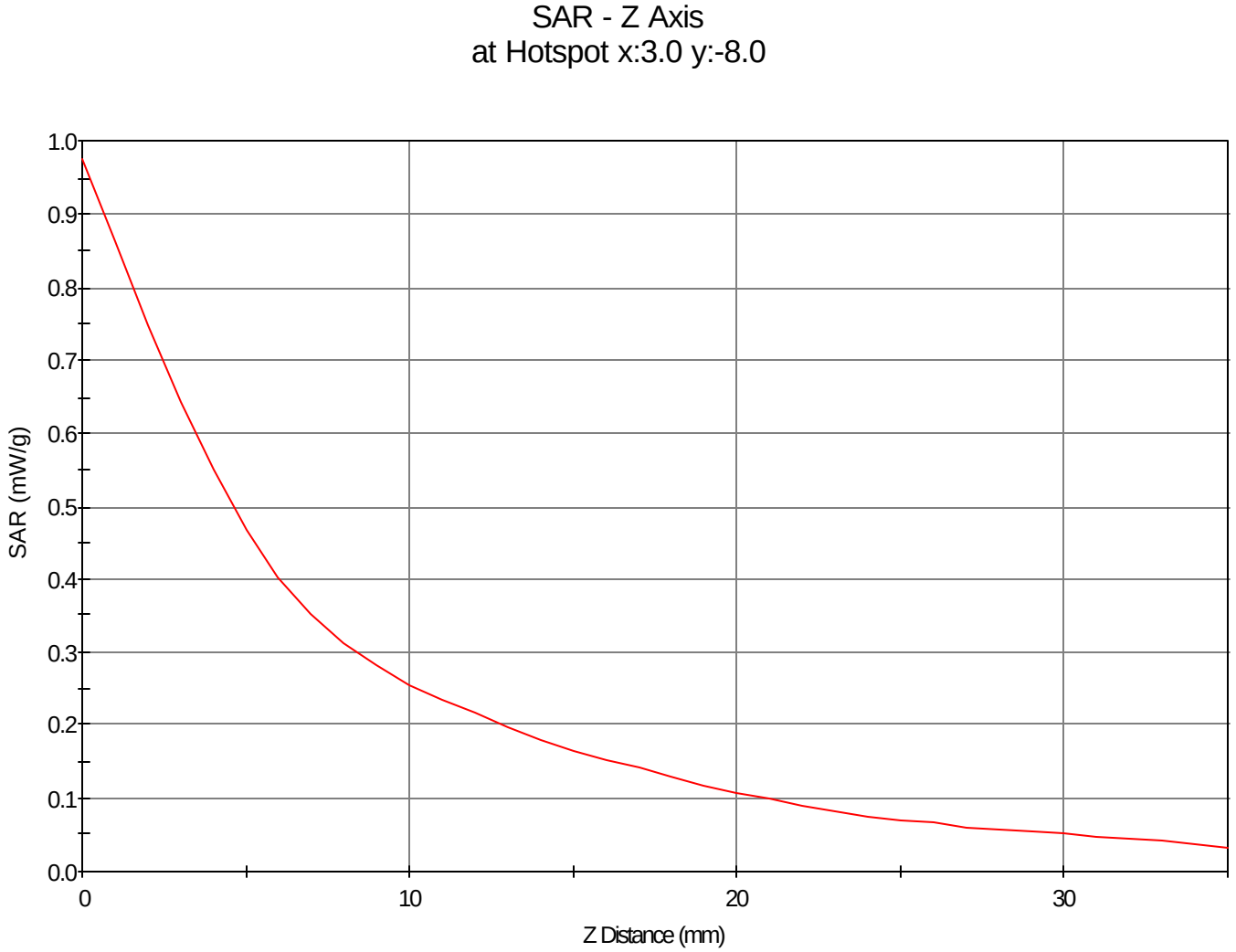
SAR - Z Axis
at Hotspot x:3.0 y:-8.0
SAR (mW/g)
1.0
0.9
0.8
0.7
0.6
0.5
0.4
0.3
0.2
0.1
0.0
0
10
20
30
Z Distance (mm)
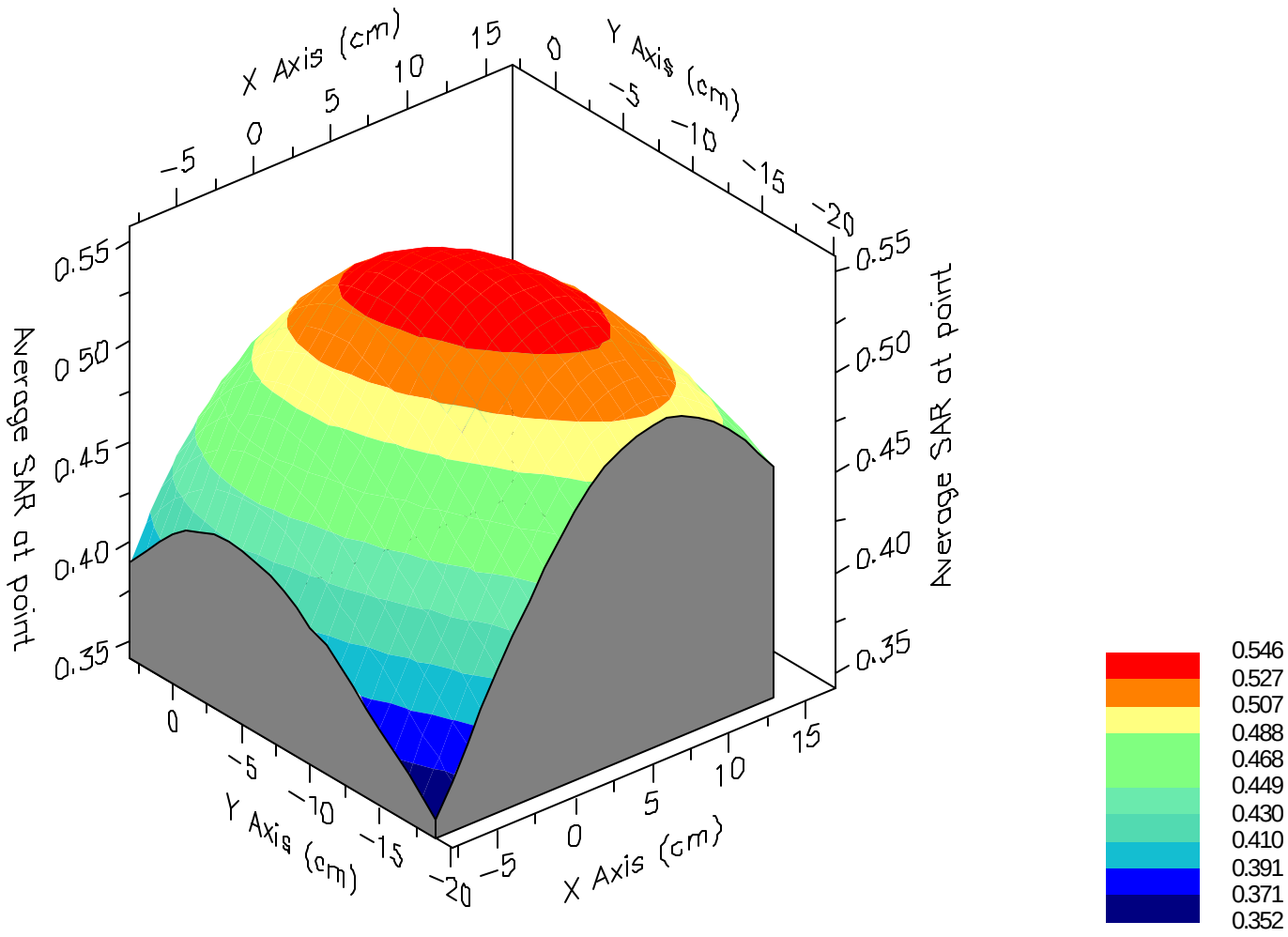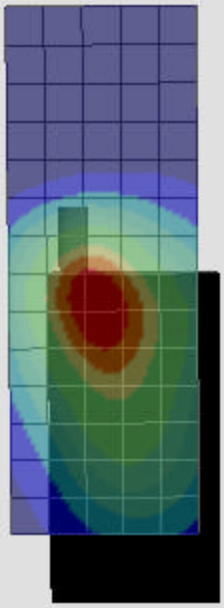
1g SAR Values