SAMSUNG FCC ID : A3LSPHA740 -- 835MHz AMPS Head SAR

DUT: SPH-A740; Serial: FB-045-C

Program Name: SPH-A740 AMPS Right (Job No. : FB-045)
Procedure Name: Cheek/Touch, Ch. 0991, Ant. OUT, Bat. Standard
Procedure Notes: Meas.Tissue Temp(celsius)-21.1; Test Date-28/Jul/2004 [OET Bulletin 65-Supplement C, July 2001]

Communication System: AMPS; Frequency: 824.04 MHz;Duty Cycle: 1:1

Medium parameters used: f = 824.04 MHz; σ = 0.89 mho/m; ε_r = 41.6; ρ = 1000 kg/m^3

Phantom section: Right Section

DASY4 Configuration:

- Probe: ET3DV6 - SN1735; ConvF(7, 7, 7); Calibrated: 2003-11-20
- Sensor-Surface: 4mm (Mechanical And Optical Surface Detection)
- Electronics: DAE3 Sn468; Calibrated: 2003-11-21
- Phantom: SAM 835/900 MHz; Type: SAM; Serial: TP-1141
- Measurement SW: DASY4, V4.2 Build 44; Postprocessing SW: SEMCAD, V1.8 Build 112

Cheek/Touch, Ch. 0991, Ant. OUT, Bat. Standard/Area Scan (51x71x1):

Measurement grid: dx=20mm, dy=20mm
Reference Value = 8.94 V/m; Power Drift = 0.0 dB
Maximum value of SAR (interpolated) = 1.32 mW/g

Cheek/Touch, Ch. 0991, Ant. OUT, Bat. Standard/Zoom Scan (5x5x7)/Cube 0:

Measurement grid: dx=8mm, dy=8mm, dz=5mm
Reference Value = 8.94 V/m; Power Drift = 0.0 dB
Maximum value of SAR (measured) = 1.35 mW/g
Peak SAR (extrapolated) = 1.87 W/kg
SAR(1 g) = 1.28 mW/g

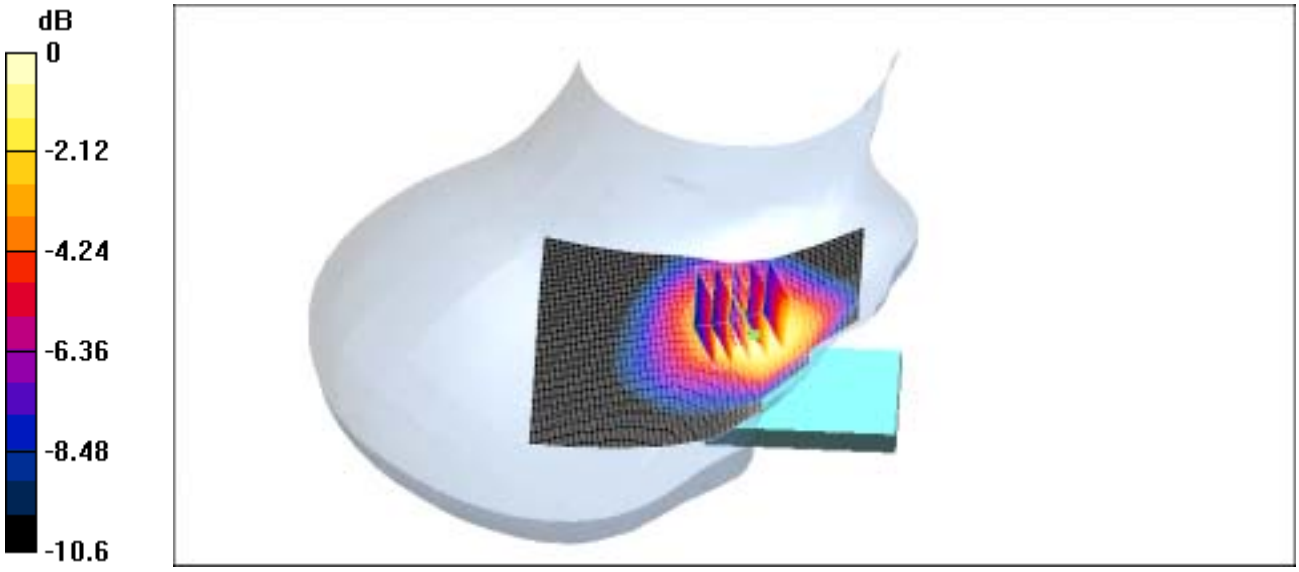

0 dB = 1.35mW/g

SAMSUNG FCC ID : A3LSPHA740 -- 835MHz AMPS Head SAR

DUT: SPH-A740; Serial: FB-045-C

Program Name: SPH-A740 AMPS Right (Job No. : FB-045)
Procedure Name: Ear/Tilt, Ch. 0383, Ant. OUT, Bat. Standard
Procedure Notes: Meas.Tissue Temp(celsius)-21.1; Test Date-28/Jul/2004 [OET Bulletin 65-Supplement C, July 2001]

Communication System: AMPS; Frequency: 836.49 MHz;Duty Cycle: 1:1

Medium parameters used: f = 836.49 MHz; σ = 0.89 mho/m; ε_r = 41.6; ρ = 1000 kg/m^3

Phantom section: Right Section

DASY4 Configuration:

- Probe: ET3DV6 - SN1735; ConvF(7, 7, 7); Calibrated: 2003-11-20
- Sensor-Surface: 4mm (Mechanical And Optical Surface Detection)
- Electronics: DAE3 Sn468; Calibrated: 2003-11-21
- Phantom: SAM 835/900 MHz; Type: SAM; Serial: TP-1141
- Measurement SW: DASY4, V4.2 Build 44; Postprocessing SW: SEMCAD, V1.8 Build 112

Ear/Tilt, Ch. 0383, Ant. OUT, Bat. Standard/Area Scan (51x71x1):

Measurement grid: dx=20mm, dy=20mm
Reference Value = 8.61 V/m; Power Drift = -0.1 dB
Maximum value of SAR (interpolated) = 0.198 mW/g

Ear/Tilt, Ch. 0383, Ant. OUT, Bat. Standard/Zoom Scan (5x5x7)/Cube 0:

Measurement grid: dx=8mm, dy=8mm, dz=5mm
Reference Value = 8.61 V/m; Power Drift = -0.1 dB
Maximum value of SAR (measured) = 0.199 mW/g
Peak SAR (extrapolated) = 0.243 W/kg
SAR(1 g) = 0.189 mW/g

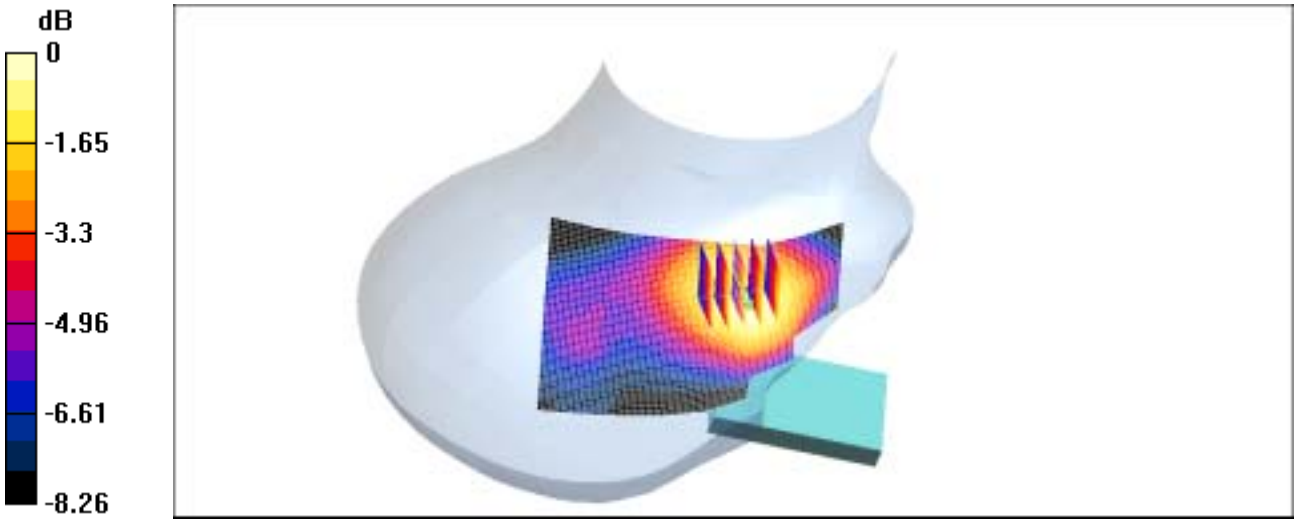

0 dB = 0.199mW/g

SAMSUNG FCC ID : A3LSPHA740 -- 835MHz AMPS Head SAR

DUT: SPH-A740; Serial: FB-045-C

Program Name: SPH-A740 AMPS Left (Job No. : FB-045)
Procedure Name: Cheek/Touch, Ch. 0991, Ant. OUT, Bat. Standard
Procedure Notes: Meas.Tissue Temp(celsius)-21.1; Test Date-28/Jul/2004 [OET Bulletin 65-Supplement C, July 2001]

Communication System: AMPS; Frequency: 824.04 MHz;Duty Cycle: 1:1

Medium parameters used: f = 824.04 MHz; σ = 0.89 mho/m; ε_r = 41.6; ρ = 1000 kg/m^3

Phantom section: Left Section

DASY4 Configuration:

- Probe: ET3DV6 - SN1735; ConvF(7, 7, 7); Calibrated: 2003-11-20
- Sensor-Surface: 4mm (Mechanical And Optical Surface Detection)
- Electronics: DAE3 Sn468; Calibrated: 2003-11-21
- Phantom: SAM 835/900 MHz; Type: SAM; Serial: TP-1141
- Measurement SW: DASY4, V4.2 Build 44; Postprocessing SW: SEMCAD, V1.8 Build 112

Cheek/Touch, Ch. 0991, Ant. OUT, Bat. Standard/Area Scan (51x71x1):

Measurement grid: dx=20mm, dy=20mm
Reference Value = 8.47 V/m; Power Drift = -0.0 dB
Maximum value of SAR (interpolated) = 1.13 mW/g

Cheek/Touch, Ch. 0991, Ant. OUT, Bat. Standard/Zoom Scan (5x5x7)/Cube 0:

Measurement grid: dx=8mm, dy=8mm, dz=5mm
Reference Value = 8.47 V/m; Power Drift = -0.0 dB
Maximum value of SAR (measured) = 1.1 mW/g
Peak SAR (extrapolated) = 1.45 W/kg
SAR(1 g) = 1.07 mW/g

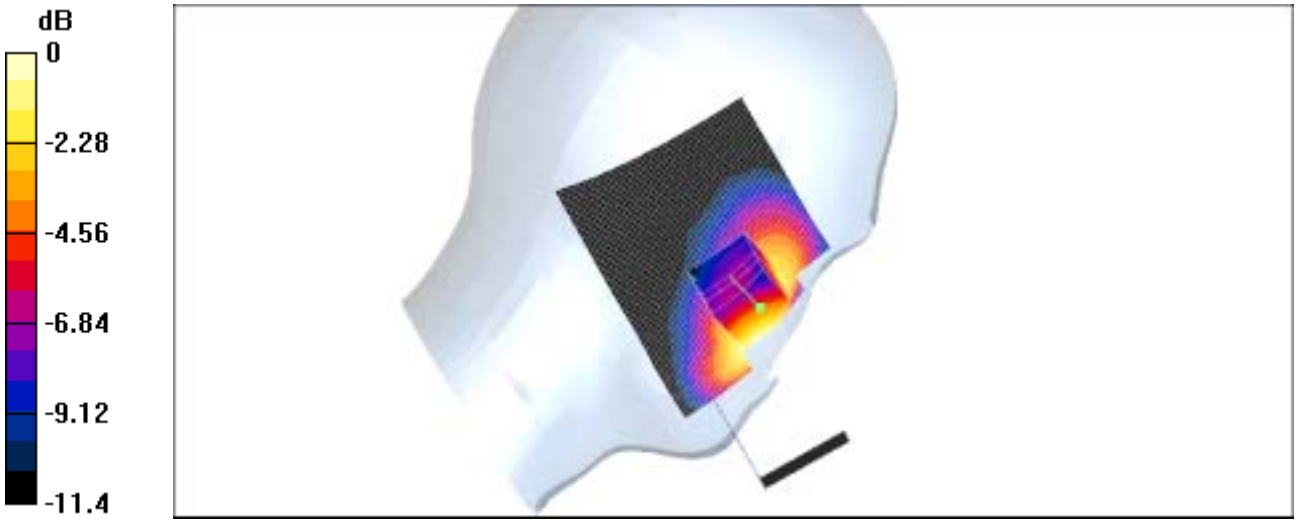

0 dB = 1.1mW/g

SAMSUNG FCC ID : A3LSPHA740 -- 835MHz AMPS Head SAR

DUT: SPH-A740; Serial: FB-045-C

Program Name: SPH-A740 AMPS Left (Job No. : FB-045)
Procedure Name: Ear/Tilt, Ch. 0383, Ant. OUT, Bat. Standard
Procedure Notes: Meas.Tissue Temp(celsius)-21.1; Test Date-28/Jul/2004 [OET Bulletin 65-Supplement C, July 2001]

Communication System: AMPS; Frequency: 836.49 MHz;Duty Cycle: 1:1

Medium parameters used: f = 836.49 MHz; σ = 0.89 mho/m; ε_r = 41.6; ρ = 1000 kg/m^3

Phantom section: Left Section

DASY4 Configuration:

- Probe: ET3DV6 - SN1735; ConvF(7, 7, 7); Calibrated: 2003-11-20
- Sensor-Surface: 4mm (Mechanical And Optical Surface Detection)
- Electronics: DAE3 Sn468; Calibrated: 2003-11-21
- Phantom: SAM 835/900 MHz; Type: SAM; Serial: TP-1141
- Measurement SW: DASY4, V4.2 Build 44; Postprocessing SW: SEMCAD, V1.8 Build 112

Ear/Tilt, Ch. 0383, Ant. OUT, Bat. Standard/Area Scan (51x71x1):

Measurement grid: dx=20mm, dy=20mm
Reference Value = 8.29 V/m; Power Drift = -0.0 dB
Maximum value of SAR (interpolated) = 0.246 mW/g

Ear/Tilt, Ch. 0383, Ant. OUT, Bat. Standard/Zoom Scan (5x5x7)/Cube 0:

Measurement grid: dx=8mm, dy=8mm, dz=5mm
Reference Value = 8.29 V/m; Power Drift = -0.0 dB
Maximum value of SAR (measured) = 0.224 mW/g
Peak SAR (extrapolated) = 0.279 W/kg
SAR(1 g) = 0.220 mW/g

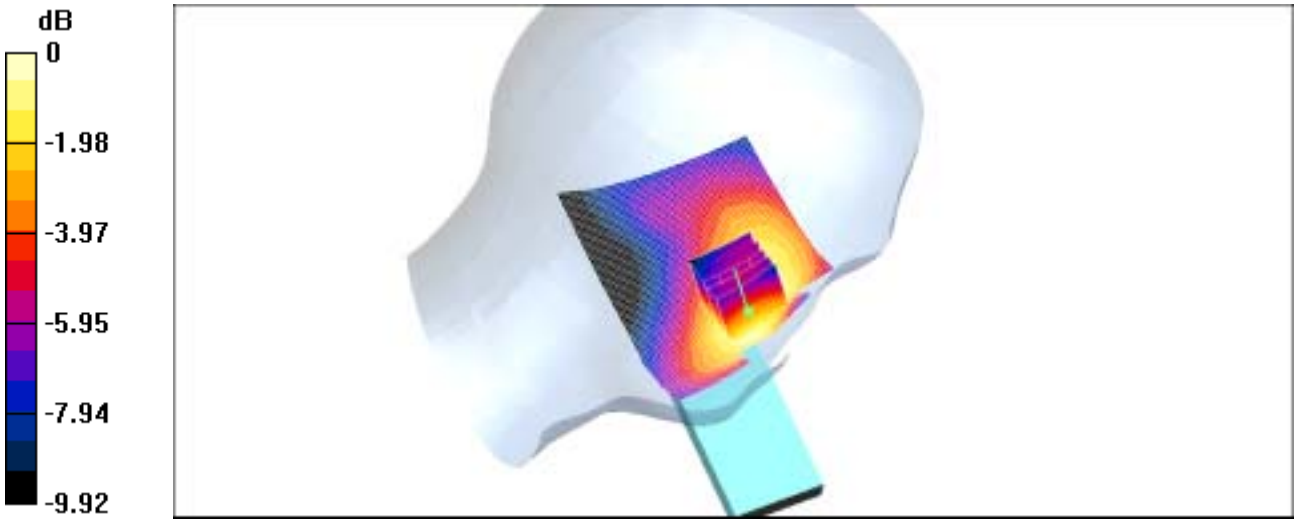

0 dB = 0.224mW/g

SAMSUNG FCC ID : A3LSPHA740 -- 835MHz CDMA Head SAR

DUT: SPH-A740; Serial: FB-045-C

Program Name: SPH-A740 CDMA Right (Job No. : FB-045)
Procedure Name: Cheek/Touch, Ch. 0777, Ant. OUT, Bat. Standard
Procedure Notes: Meas.Tissue Temp(celsius)-21.1; Test Date-28/Jul/2004 [OET Bulletin 65-Supplement C, July 2001]

Communication System: CDMA; Frequency: 848.31 MHz;Duty Cycle: 1:1
Medium parameters used: f = 848.31 MHz; σ = 0.89 mho/m; ε_r = 41.6; ρ = 1000 kg/m^3
Phantom section: Right Section

DASY4 Configuration:

- Probe: ET3DV6 - SN1735; ConvF(7, 7, 7); Calibrated: 2003-11-20
- Sensor-Surface: 4mm (Mechanical And Optical Surface Detection)
- Electronics: DAE3 Sn468; Calibrated: 2003-11-21
- Phantom: SAM 835/900 MHz; Type: SAM; Serial: TP-1141
- Measurement SW: DASY4, V4.2 Build 44; Postprocessing SW: SEMCAD, V1.8 Build 112

Cheek/Touch, Ch. 0777, Ant. OUT, Bat. Standard/Area Scan (51x71x1):

Measurement grid: dx=20mm, dy=20mm
Reference Value = 7.27 V/m; Power Drift = -0.1 dB
Maximum value of SAR (interpolated) = 1.08 mW/g

Cheek/Touch, Ch. 0777, Ant. OUT, Bat. Standard/Zoom Scan (5x5x7)/Cube 0:

Measurement grid: dx=8mm, dy=8mm, dz=5mm
Reference Value = 7.27 V/m; Power Drift = -0.1 dB
Maximum value of SAR (measured) = 1.1 mW/g
Peak SAR (extrapolated) = 1.52 W/kg
SAR(1 g) = 1.03 mW/g

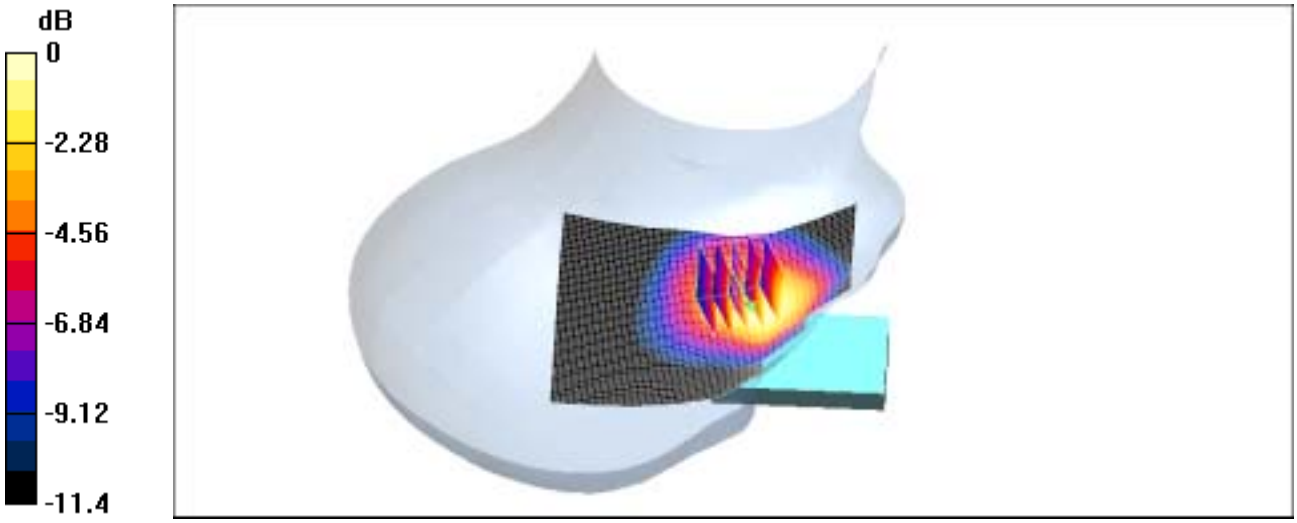

0 dB = 1.1mW/g

SAMSUNG FCC ID : A3LSPHA740 -- 835MHz CDMA Head SAR

DUT: SPH-A740; Serial: FB-045-C

Program Name: SPH-A740 CDMA Right (Job No. : FB-045)
Procedure Name: Ear/Tilt, Ch. 0363, Ant. OUT, Bat. Standard
Procedure Notes: Meas.Tissue Temp(celsius)-21.1; Test Date-28/Jul/2004 [OET Bulletin 65-Supplement C, July 2001]

Communication System: CDMA; Frequency: 835.89 MHz;Duty Cycle: 1:1

Medium parameters used: f = 835.89 MHz; σ = 0.89 mho/m; ε_r = 41.6; ρ = 1000 kg/m^3

Phantom section: Right Section

DASY4 Configuration:

- Probe: ET3DV6 - SN1735; ConvF(7, 7, 7); Calibrated: 2003-11-20
- Sensor-Surface: 4mm (Mechanical And Optical Surface Detection)
- Electronics: DAE3 Sn468; Calibrated: 2003-11-21
- Phantom: SAM 835/900 MHz; Type: SAM; Serial: TP-1141
- Measurement SW: DASY4, V4.2 Build 44; Postprocessing SW: SEMCAD, V1.8 Build 112

Ear/Tilt, Ch. 0363, Ant. OUT, Bat. Standard/Area Scan (51x71x1):

Measurement grid: dx=20mm, dy=20mm
Reference Value = 7.38 V/m; Power Drift = 0.1 dB
Maximum value of SAR (interpolated) = 0.165 mW/g

Ear/Tilt, Ch. 0363, Ant. OUT, Bat. Standard/Zoom Scan (5x5x7)/Cube 0:

Measurement grid: dx=8mm, dy=8mm, dz=5mm
Reference Value = 7.38 V/m; Power Drift = 0.1 dB
Maximum value of SAR (measured) = 0.163 mW/g
Peak SAR (extrapolated) = 0.203 W/kg
SAR(1 g) = 0.156 mW/g

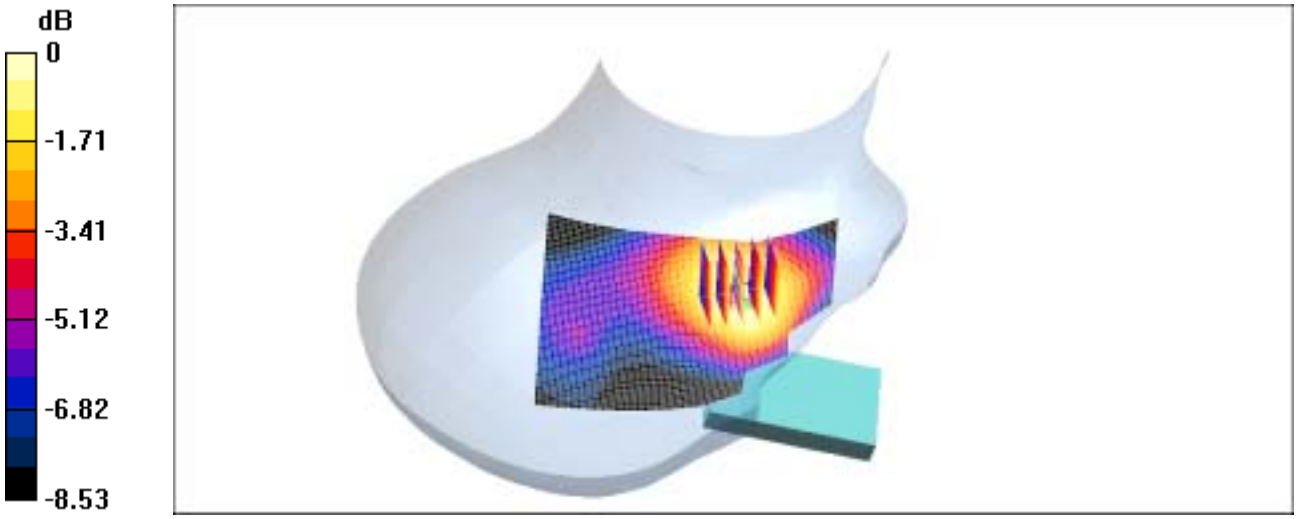

0 dB = 0.163mW/g

SAMSUNG FCC ID : A3LSPHA740 -- 835MHz CDMA Head SAR

DUT: SPH-A740; Serial: FB-045-C

Program Name: SPH-A740 CDMA Left (Job No. : FB-045)
Procedure Name: Cheek/Touch, Ch. 0777, Ant. OUT, Bat. Standard
Procedure Notes: Meas.Tissue Temp(celsius)-21.1; Test Date-28/Jul/2004 [OET Bulletin 65-Supplement C, July 2001]

Communication System: CDMA; Frequency: 848.31 MHz;Duty Cycle: 1:1

Medium parameters used: f = 848.31 MHz; σ = 0.89 mho/m; ε_r = 41.6; ρ = 1000 kg/m^3

Phantom section: Left Section

DASY4 Configuration:

- Probe: ET3DV6 - SN1735; ConvF(7, 7, 7); Calibrated: 2003-11-20
- Sensor-Surface: 4mm (Mechanical And Optical Surface Detection)
- Electronics: DAE3 Sn468; Calibrated: 2003-11-21
- Phantom: SAM 835/900 MHz; Type: SAM; Serial: TP-1141
- Measurement SW: DASY4, V4.2 Build 44; Postprocessing SW: SEMCAD, V1.8 Build 112

Cheek/Touch, Ch. 0777, Ant. OUT, Bat. Standard/Area Scan (51x71x1):

Measurement grid: dx=20mm, dy=20mm
Reference Value = 7.96 V/m; Power Drift = -0.0 dB
Maximum value of SAR (interpolated) = 0.923 mW/g

Cheek/Touch, Ch. 0777, Ant. OUT, Bat. Standard/Zoom Scan (5x5x7)/Cube 0:

Measurement grid: dx=8mm, dy=8mm, dz=5mm
Reference Value = 7.96 V/m; Power Drift = -0.0 dB
Maximum value of SAR (measured) = 0.942 mW/g
Peak SAR (extrapolated) = 1.27 W/kg
SAR(1 g) = 0.905 mW/g

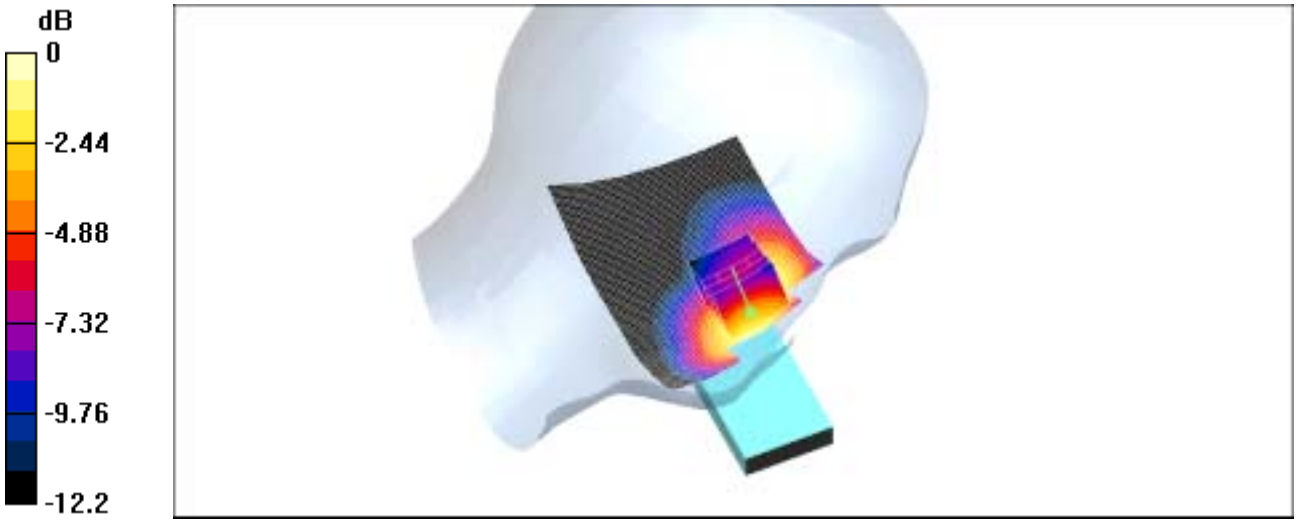

0 dB = 0.942mW/g

SAMSUNG FCC ID : A3LSPHA740 -- 835MHz CDMA Head SAR

DUT: SPH-A740; Serial: FB-045-C

Program Name: SPH-A740 CDMA Left (Job No. : FB-045)
Procedure Name: Ear/Tilt, Ch. 0363, Ant. OUT, Bat. Standard
Procedure Notes: Meas.Tissue Temp(celsius)-21.1; Test Date-28/Jul/2004 [OET Bulletin 65-Supplement C, July 2001]

Communication System: CDMA; Frequency: 835.89 MHz;Duty Cycle: 1:1
Medium parameters used: f = 835.89 MHz; σ = 0.89 mho/m; ε_r = 41.6; ρ = 1000 kg/m^3
Phantom section: Left Section

DASY4 Configuration:

- Probe: ET3DV6 - SN1735; ConvF(7, 7, 7); Calibrated: 2003-11-20
- Sensor-Surface: 4mm (Mechanical And Optical Surface Detection)
- Electronics: DAE3 Sn468; Calibrated: 2003-11-21
- Phantom: SAM 835/900 MHz; Type: SAM; Serial: TP-1141
- Measurement SW: DASY4, V4.2 Build 44; Postprocessing SW: SEMCAD, V1.8 Build 112

Ear/Tilt, Ch. 0363, Ant. OUT, Bat. Standard/Area Scan (51x71x1):

Measurement grid: dx=20mm, dy=20mm
Reference Value = 7.17 V/m; Power Drift = 0.1 dB
Maximum value of SAR (interpolated) = 0.171 mW/g

Ear/Tilt, Ch. 0363, Ant. OUT, Bat. Standard/Zoom Scan (5x5x7)/Cube 0:

Measurement grid: dx=8mm, dy=8mm, dz=5mm
Reference Value = 7.17 V/m; Power Drift = 0.1 dB
Maximum value of SAR (measured) = 0.169 mW/g
Peak SAR (extrapolated) = 0.209 W/kg
SAR(1 g) = 0.164 mW/g

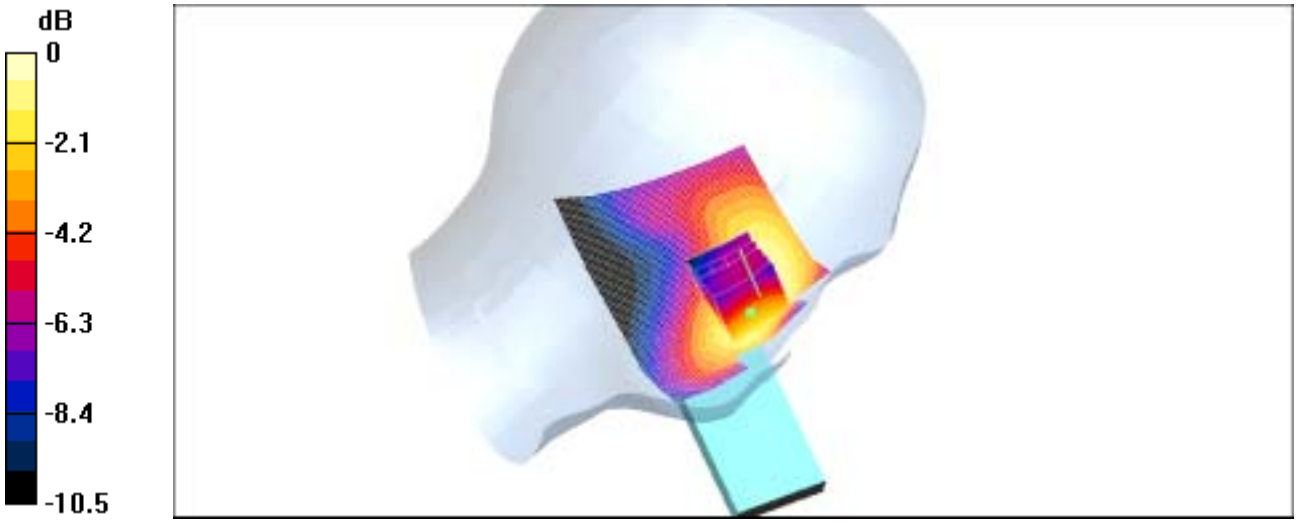

0 dB = 0.169mW/g

SAMSUNG FCC ID : A3LSPHA740 -- 1900MHz PCS CDMA Head SAR

DUT: SPH-A740; Serial: FB-045-C

Program Name: SPH-A740 PCS Right (Job No. : FB-045)
Procedure Name: Cheek/Touch, Ch. 0025, Ant. IN, Bat. Standard
Procedure Notes: Meas.Tissue Temp(celsius)-21.0; Test Date-27/Jul/2004 [OET Bulletin 65-Supplement C, July 2001]

Communication System: PCS; Frequency: 1851.25 MHz;Duty Cycle: 1:1
Medium parameters used: $\sigma = 1.4$; mho/m, $\varepsilon_r = 38.4628$; $\rho = 1000$ kg/m^3
Phantom section: Right Section

DASY4 Configuration:

- Probe: ET3DV6 - SN1735; ConvF(5.6, 5.6, 5.6); Calibrated: 2003-11-20
- Sensor-Surface: 4mm (Mechanical And Optical Surface Detection)
- Electronics: DAE3 Sn468; Calibrated: 2003-11-21
- Phantom: SAM 1800/1900 MHz; Type: SAM; Serial: TP-1143
- Measurement SW: DASY4, V4.2 Build 44; Postprocessing SW: SEMCAD, V1.8 Build 112

Cheek/Touch, Ch. 0025, Ant. IN, Bat. Standard/Area Scan (51x71x1):

Measurement grid: dx=20mm, dy=20mm
Reference Value = 5.97 V/m; Power Drift = 0.002 dB
Maximum value of SAR (interpolated) = 1.2 mW/g

Cheek/Touch, Ch. 0025, Ant. IN, Bat. Standard/Zoom Scan (5x5x7)/Cube 0:

Measurement grid: dx=8mm, dy=8mm, dz=5mm
Reference Value = 5.97 V/m; Power Drift = 0.002 dB
Maximum value of SAR (measured) = 1.2 mW/g
Peak SAR (extrapolated) = 1.78 W/kg
SAR(1 g) = 1.05 mW/g

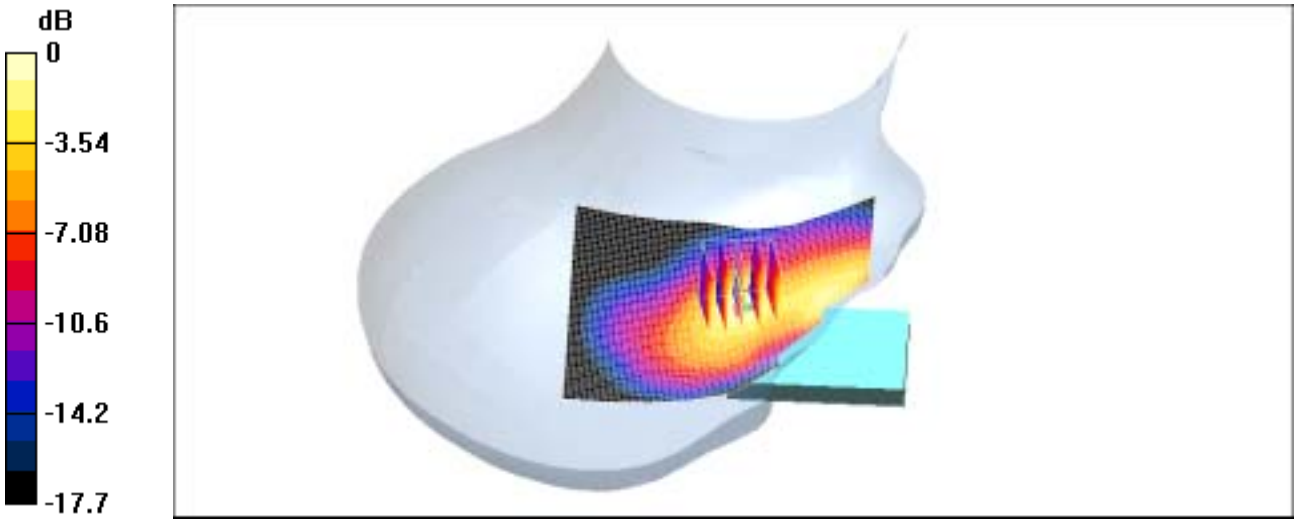

0 dB = 1.2mW/g

SAMSUNG FCC ID : A3LSPHA740 -- 1900MHz PCS CDMA Head SAR

DUT: SPH-A740; Serial: FB-045-C

Program Name: SPH-A740 PCS Right (Job No. : FB-045)
Procedure Name: Ear/Tilt, Ch. 0600, Ant. OUT, Bat. Standard
Procedure Notes: Meas.Tissue Temp(celsius)-21.0; Test Date-27/Jul/2004 [OET Bulletin 65-Supplement C, July 2001]

Communication System: PCS; Frequency: 1880 MHz;Duty Cycle: 1:1
Medium parameters used: $\sigma = 1.4$; mho/m, $\varepsilon_r = 38.4628$; $\rho = 1000$ kg/m^3
Phantom section: Right Section

DASY4 Configuration:

- Probe: ET3DV6 - SN1735; ConvF(5.6, 5.6, 5.6); Calibrated: 2003-11-20
- Sensor-Surface: 4mm (Mechanical And Optical Surface Detection)
- Electronics: DAE3 Sn468; Calibrated: 2003-11-21
- Phantom: SAM 1800/1900 MHz; Type: SAM; Serial: TP-1143
- Measurement SW: DASY4, V4.2 Build 44; Postprocessing SW: SEMCAD, V1.8 Build 112

Ear/Tilt, Ch. 0600, Ant. OUT, Bat. Standard/Area Scan (51x71x1):

Measurement grid: dx=20mm, dy=20mm
Reference Value = 10.9 V/m; Power Drift = -0.0 dB
Maximum value of SAR (interpolated) = 0.192 mW/g

Ear/Tilt, Ch. 0600, Ant. OUT, Bat. Standard/Zoom Scan (5x5x7)/Cube 0:

Measurement grid: dx=8mm, dy=8mm, dz=5mm
Reference Value = 10.9 V/m; Power Drift = -0.0 dB
Maximum value of SAR (measured) = 0.174 mW/g
Peak SAR (extrapolated) = 0.219 W/kg
SAR(1 g) = 0.165 mW/g



0 dB = 0.174mW/g

SAMSUNG FCC ID : A3LSPHA740 -- 1900MHz PCS CDMA Head SAR

DUT: SPH-A740; Serial: FB-045-C

Program Name: SPH-A740 PCS Left (Job No. : FB-045)
Procedure Name: Cheek/Touch, Ch. 0025, Ant. IN, Bat. Standard
Procedure Notes: Meas.Tissue Temp(celsius)-21.0; Test Date-27/Jul/2004 [OET Bulletin 65-Supplement C, July 2001]

Communication System: PCS; Frequency: 1851.25 MHz;Duty Cycle: 1:1
Medium parameters used: $\sigma = 1.4$; mho/m, $\varepsilon_r = 38.4628$; $\rho = 1000$ kg/m^3
Phantom section: Left Section

DASY4 Configuration:

- Probe: ET3DV6 - SN1735; ConvF(5.6, 5.6, 5.6); Calibrated: 2003-11-20
- Sensor-Surface: 4mm (Mechanical And Optical Surface Detection)
- Electronics: DAE3 Sn468; Calibrated: 2003-11-21
- Phantom: SAM 1800/1900 MHz; Type: SAM; Serial: TP-1143
- Measurement SW: DASY4, V4.2 Build 44; Postprocessing SW: SEMCAD, V1.8 Build 112

Cheek/Touch, Ch. 0025, Ant. IN, Bat. Standard/Area Scan (51x71x1):

Measurement grid: dx=20mm, dy=20mm
Reference Value = 5.69 V/m; Power Drift = 0.2 dB
Maximum value of SAR (interpolated) = 1.05 mW/g

Cheek/Touch, Ch. 0025, Ant. IN, Bat. Standard/Zoom Scan (5x5x7)/Cube 0:

Measurement grid: dx=8mm, dy=8mm, dz=5mm
Reference Value = 5.69 V/m; Power Drift = 0.2 dB
Maximum value of SAR (measured) = 0.986 mW/g
Peak SAR (extrapolated) = 1.29 W/kg
SAR(1 g) = 0.939 mW/g

Cheek/Touch, Ch. 0025, Ant. IN, Bat. Standard/Zoom Scan (5x5x7)/Cube 1:

Measurement grid: dx=8mm, dy=8mm, dz=5mm
Reference Value = 5.69 V/m; Power Drift = 0.2 dB
Maximum value of SAR (measured) = 0.836 mW/g
Peak SAR (extrapolated) = 1.32 W/kg
SAR(1 g) = 0.794 mW/g



0 dB = 0.836mW/g

SAMSUNG FCC ID : A3LSPHA740 -- 1900MHz PCS CDMA Head SAR

DUT: SPH-A740; Serial: FB-045-C

Program Name: SPH-A740 PCS Left (Job No. : FB-045)
Procedure Name: Ear/Tilt, Ch. 0600, Ant. OUT, Bat. Standard
Procedure Notes: Meas.Tissue Temp(celsius)-21.0; Test Date-27/Jul/2004 [OET Bulletin 65-Supplement C, July 2001]

Communication System: PCS; Frequency: 1880 MHz;Duty Cycle: 1:1
Medium parameters used: σ = 1.4; mho/m, ε_r = 38.4628; ρ = 1000 kg/m^3
Phantom section: Left Section

DASY4 Configuration:

- Probe: ET3DV6 - SN1735; ConvF(5.6, 5.6, 5.6); Calibrated: 2003-11-20
- Sensor-Surface: 4mm (Mechanical And Optical Surface Detection)
- Electronics: DAE3 Sn468; Calibrated: 2003-11-21
- Phantom: SAM 1800/1900 MHz; Type: SAM; Serial: TP-1143
- Measurement SW: DASY4, V4.2 Build 44; Postprocessing SW: SEMCAD, V1.8 Build 112

Ear/Tilt, Ch. 0600, Ant. OUT, Bat. Standard/Area Scan (51x71x1):

Measurement grid: dx=20mm, dy=20mm
Reference Value = 11.3 V/m; Power Drift = -0.1 dB
Maximum value of SAR (interpolated) = 0.205 mW/g

Ear/Tilt, Ch. 0600, Ant. OUT, Bat. Standard/Zoom Scan (5x5x7)/Cube 0:

Measurement grid: dx=8mm, dy=8mm, dz=5mm
Reference Value = 11.3 V/m; Power Drift = -0.1 dB
Maximum value of SAR (measured) = 0.211 mW/g
Peak SAR (extrapolated) = 0.278 W/kg
SAR(1 g) = 0.197 mW/g

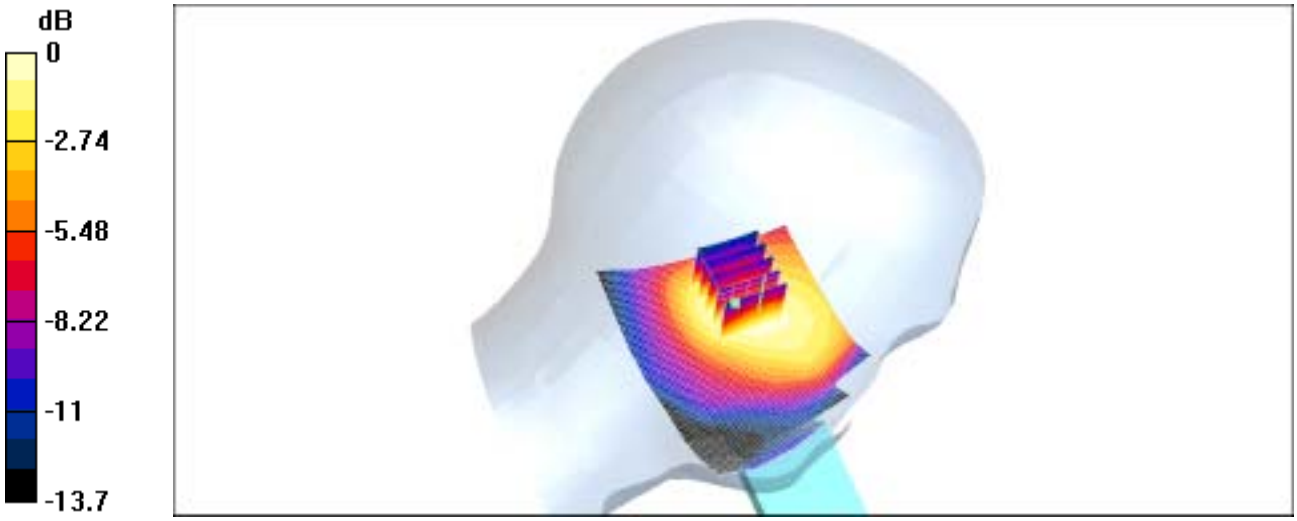

0 dB = 0.211mW/g

SAMSUNG FCC ID : A3LSPHA740 -- 835MHz AMPS Body SAR

DUT: SPH-A740(Body); Serial: FB-045-C

Program Name: SPH-A740 AMPS Body (Job No. : FB-045)
Procedure Name: Body, Ch. 0991, Ant. OUT, Bat. Standard
Procedure Notes:

Communication System: AMPS; Frequency: 824.04 MHz;Duty Cycle: 1:1
Medium parameters used: f = 824.04 MHz; σ = 0.95 mho/m; ε_r = 53.3; ρ = 1000 kg/m^3
Phantom section: Flat Section

DASY4 Configuration:

- Probe: ET3DV6 - SN1734; ConvF(6.66, 6.66, 6.66); Calibrated: 2004-02-02
- Sensor-Surface: 4mm (Mechanical And Optical Surface Detection)
- Electronics: DAE3 Sn486; Calibrated: 2003-11-17
- Phantom: SAM 900MHz with CRP; Type: SAM; Serial: TP-1141
- Measurement SW: DASY4, V4.2 Build 44; Postprocessing SW: SEMCAD, V1.8 Build 112

Body, Ch. 0991, Ant. OUT, Bat. Standard/Area Scan (51x71x1):

Measurement grid: dx=20mm, dy=20mm
Reference Value = 37 V/m; Power Drift = -0.0 dB
Maximum value of SAR (interpolated) = 1.39 mW/g

Body, Ch. 0991, Ant. OUT, Bat. Standard/Zoom Scan (5x5x7)/Cube 0:

Measurement grid: dx=8mm, dy=8mm, dz=5mm
Reference Value = 37 V/m; Power Drift = -0.0 dB
Maximum value of SAR (measured) = 1.32 mW/g
Peak SAR (extrapolated) = 1.65 W/kg
SAR(1 g) = 1.25 mW/g

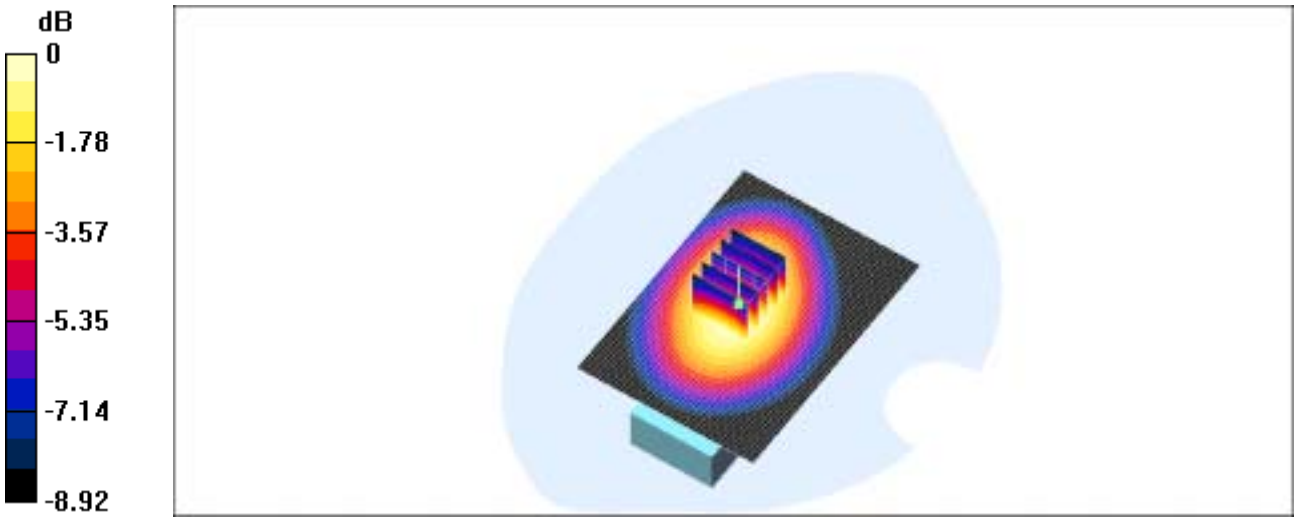

0 dB = 1.32mW/g

SAMSUNG FCC ID : A3LSPHA740 -- 835MHz CDMA Body SAR

DUT: SPH-A740(Body); Serial: FB-045-C

Program Name: SPH-A740 CDMA Body (Job No. : FB-045)
Procedure Name: Body, Ch. 0777, Ant. OUT, Bat. Standard
Procedure Notes:

Communication System: CDMA; Frequency: 848.31 MHz;Duty Cycle: 1:1
Medium parameters used: f = 848.31 MHz; σ = 0.95 mho/m; ε_r = 53.3; ρ = 1000 kg/m^3
Phantom section: Flat Section

DASY4 Configuration:

- Probe: ET3DV6 - SN1734; ConvF(6.66, 6.66, 6.66); Calibrated: 2004-02-02
- Sensor-Surface: 4mm (Mechanical And Optical Surface Detection)
- Electronics: DAE3 Sn486; Calibrated: 2003-11-17
- Phantom: SAM 900MHz with CRP; Type: SAM; Serial: TP-1141
- Measurement SW: DASY4, V4.2 Build 44; Postprocessing SW: SEMCAD, V1.8 Build 112

Body, Ch. 0777, Ant. OUT, Bat. Standard/Area Scan (51x71x1):

Measurement grid: dx=20mm, dy=20mm
Reference Value = 32.4 V/m; Power Drift = -0.1 dB
Maximum value of SAR (interpolated) = 1.17 mW/g

Body, Ch. 0777, Ant. OUT, Bat. Standard/Zoom Scan (5x5x7)/Cube 0:

Measurement grid: dx=8mm, dy=8mm, dz=5mm
Reference Value = 32.4 V/m; Power Drift = -0.1 dB
Maximum value of SAR (measured) = 1.16 mW/g
Peak SAR (extrapolated) = 1.44 W/kg
SAR(1 g) = 1.09 mW/g

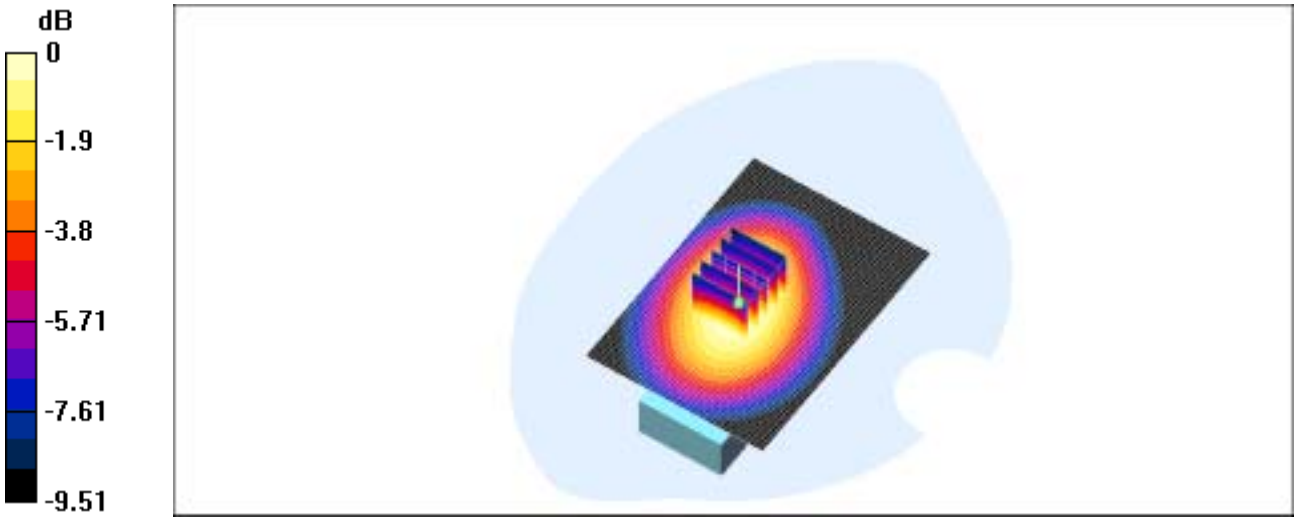

0 dB = 1.16mW/g

SAMSUNG FCC ID : A3LSPHA740 -- 1900MHz PCS CDMA Body SAR

DUT: SPH-A740(Body); Serial: FB-045-C

Program Name: SPH-A740 PCS Body (Job No. : FB-045)
Procedure Name: Body, Ch. 0025, Ant. OUT, Bat. Standard 2cm
Procedure Notes:

Communication System: PCS; Frequency: 1851.25 MHz;Duty Cycle: 1:1
Medium parameters used: σ = 1.52; mho/m, ε_r = 52.2913; ρ = 1000 kg/m^3
Phantom section: Flat Section

DASY4 Configuration:

- Probe: ET3DV6 - SN1734; ConvF(4.69, 4.69, 4.69); Calibrated: 2004-02-02
- Sensor-Surface: 4mm (Mechanical And Optical Surface Detection)
- Electronics: DAE3 Sn486; Calibrated: 2003-11-17
- Phantom: SAM 1800MHz with CRP; Type: SAM; Serial: TP-1143
- Measurement SW: DASY4, V4.2 Build 44; Postprocessing SW: SEMCAD, V1.8 Build 112

Body, Ch. 0025, Ant. OUT, Bat. Standard 2cm/Area Scan (51x71x1): Measurement grid: dx=20mm, dy=20mm

Reference Value = 15.1 V/m; Power Drift = -0.1 dB
Maximum value of SAR (interpolated) = 1.16 mW/g

Body, Ch. 0025, Ant. OUT, Bat. Standard 2cm/Zoom Scan (5x5x7)/Cube 0: Measurement grid: dx=8mm, dy=8mm, dz=5mm

Reference Value = 15.1 V/m; Power Drift = -0.1 dB
Maximum value of SAR (measured) = 1.13 mW/g
Peak SAR (extrapolated) = 1.54 W/kg
SAR(1 g) = 1.04 mW/g

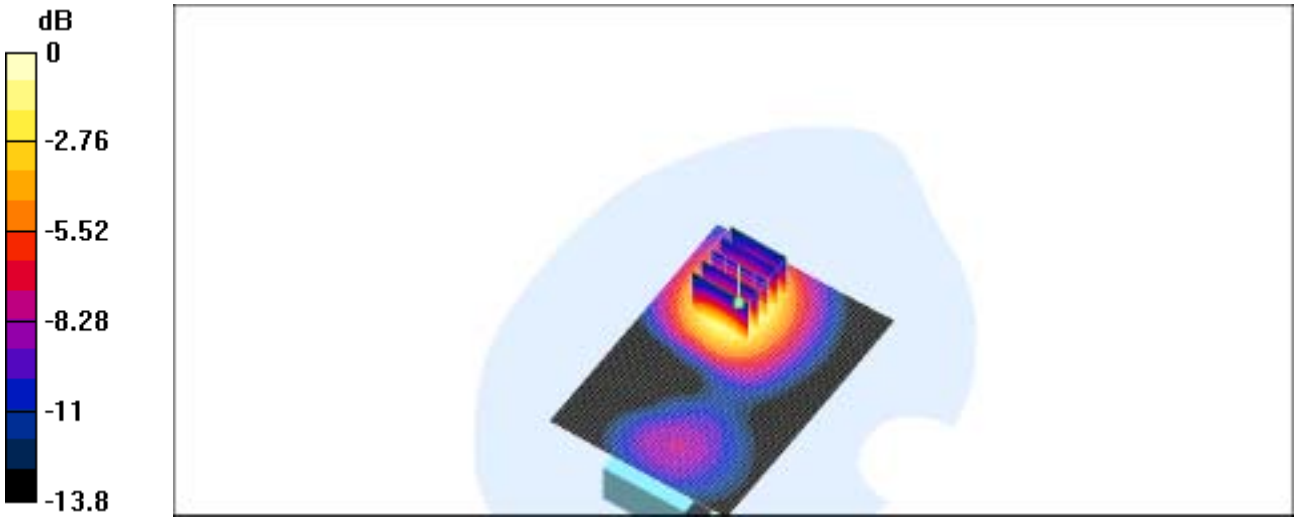

0 dB = 1.13mW/g

SAMSUNG FCC ID : A3LSPHA740 -- 835MHz AMPS Head SAR

DUT: SPH-A740; Serial: FB-045-C

Program Name: SPH-A740 AMPS Right (Job No. : FB-045)
Procedure Name: Cheek/Touch, Ch. 0991, Ant. OUT, Bat. Standard
Procedure Notes: Meas.Tissue Temp(celsius)-21.1; Test Date-28/Jul/2004 [OET Bulletin 65-Supplement C, July 2001]

Communication System: AMPS; Frequency: 824.04 MHz;Duty Cycle: 1:1
Medium parameters used: f = 824.04 MHz; σ = 0.89 mho/m; ε_r = 41.6; ρ = 1000 kg/m^3
Phantom section: Right Section

DASY4 Configuration:

- Probe: ET3DV6 - SN1735; ConvF(7, 7, 7); Calibrated: 2003-11-20
- Sensor-Surface: 4mm (Mechanical And Optical Surface Detection)
- Electronics: DAE3 Sn468; Calibrated: 2003-11-21
- Phantom: SAM 835/900 MHz; Type: SAM; Serial: TP-1141
- Measurement SW: DASY4, V4.2 Build 44; Postprocessing SW: SEMCAD, V1.8 Build 112

Cheek/Touch, Ch. 0991, Ant. OUT, Bat. Standard/Area Scan (51x71x1):

Measurement grid: dx=20mm, dy=20mm
Reference Value = 8.94 V/m; Power Drift = 0.0 dB
Maximum value of SAR (interpolated) = 1.32 mW/g

Cheek/Touch, Ch. 0991, Ant. OUT, Bat. Standard/Zoom Scan (5x5x7)/Cube 0: Measurement grid: dx=8mm, dy=8mm, dz=5mm

Reference Value = 8.94 V/m; Power Drift = 0.0 dB
Maximum value of SAR (measured) = 1.35 mW/g
Peak SAR (extrapolated) = 1.87 W/kg
SAR(1 g) = 1.28 mW/g

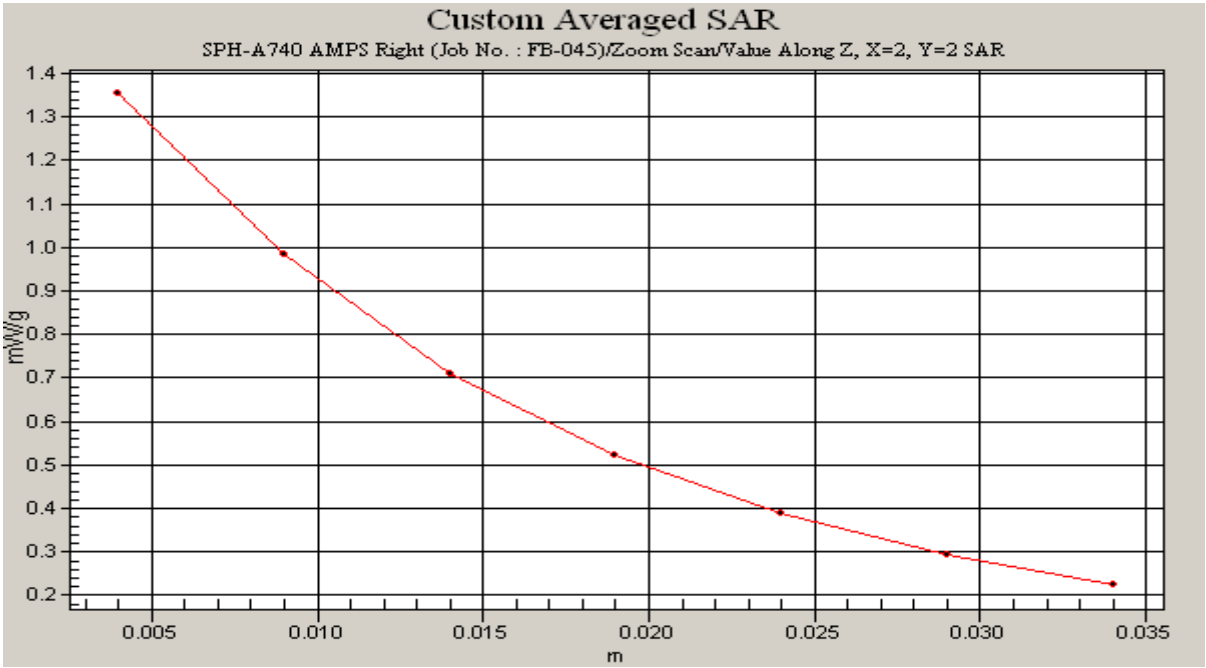

SAMSUNG FCC ID : A3LSPHA740 -- 835MHz AMPS Body SAR

DUT: SPH-A740(Body); Serial: FB-045-C

Program Name: SPH-A740 AMPS Body (Job No. : FB-045)
Procedure Name: Body, Ch. 0991, Ant. OUT, Bat. Standard
Procedure Notes:

Communication System: AMPS; Frequency: 824.04 MHz;Duty Cycle: 1:1
Medium parameters used: f = 824.04 MHz; σ = 0.95 mho/m; ε_r = 53.3; ρ = 1000 kg/m^3
Phantom section: Flat Section

DASY4 Configuration:

- Probe: ET3DV6 - SN1734; ConvF(6.66, 6.66, 6.66); Calibrated: 2004-02-02
- Sensor-Surface: 4mm (Mechanical And Optical Surface Detection)
- Electronics: DAE3 Sn486; Calibrated: 2003-11-17
- Phantom: SAM 900MHz with CRP; Type: SAM; Serial: TP-1141
- Measurement SW: DASY4, V4.2 Build 44; Postprocessing SW: SEMCAD, V1.8 Build 112

Body, Ch. 0991, Ant. OUT, Bat. Standard/Area Scan (51x71x1):

Measurement grid: dx=20mm, dy=20mm
Reference Value = 37 V/m; Power Drift = -0.0 dB
Maximum value of SAR (interpolated) = 1.39 mW/g

Body, Ch. 0991, Ant. OUT, Bat. Standard/Zoom Scan (5x5x7)/Cube 0: Measurement grid: dx=8mm, dy=8mm, dz=5mm

Reference Value = 37 V/m; Power Drift = -0.0 dB
Maximum value of SAR (measured) = 1.32 mW/g
Peak SAR (extrapolated) = 1.65 W/kg
SAR(1 g) = 1.25 mW/g

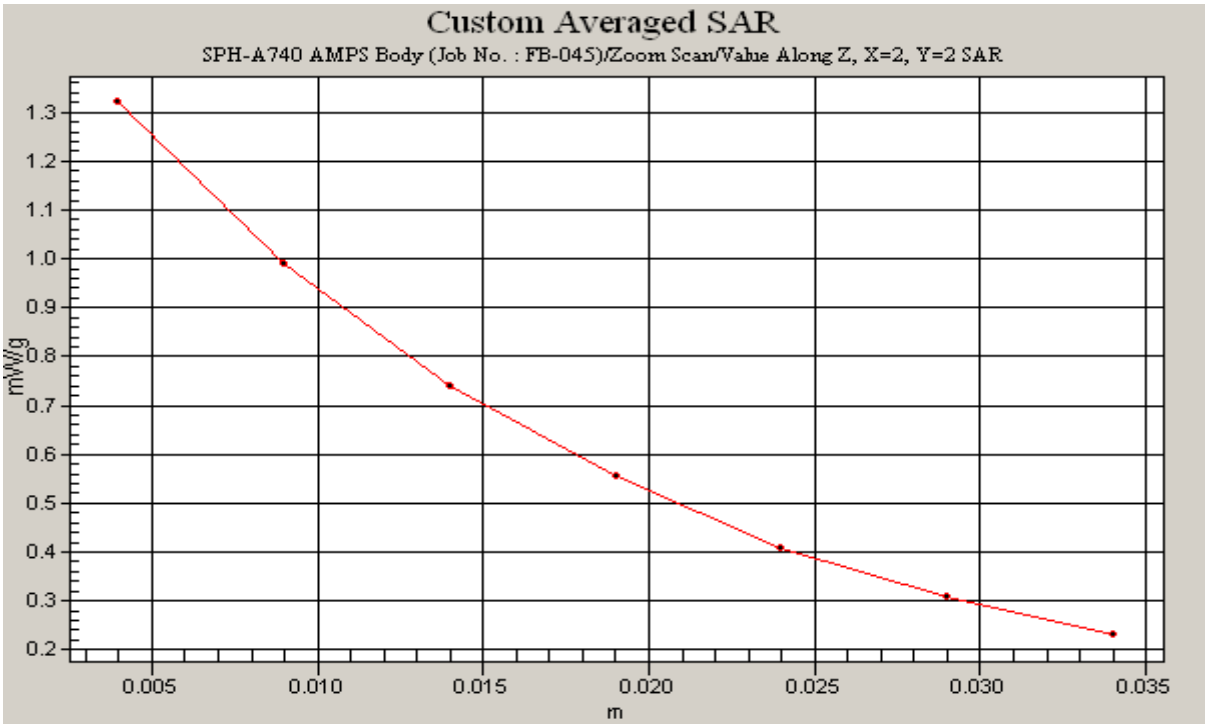

SAMSUNG FCC ID : A3LSPHA740 -- 835MHz CDMA Head SAR

DUT: SPH-A740; Serial: FB-045-C

Program Name: SPH-A740 CDMA Right (Job No. : FB-045)
Procedure Name: Cheek/Touch, Ch. 0777, Ant. OUT, Bat. Standard
Procedure Notes: Meas.Tissue Temp(celsius)-21.1; Test Date-28/Jul/2004 [OET Bulletin 65-Supplement C, July 2001]

Communication System: CDMA; Frequency: 848.31 MHz;Duty Cycle: 1:1

Medium parameters used: f = 848.31 MHz; σ = 0.89 mho/m; ε_r = 41.6; ρ = 1000 kg/m^3

Phantom section: Right Section

DASY4 Configuration:

- Probe: ET3DV6 - SN1735; ConvF(7, 7, 7); Calibrated: 2003-11-20
- Sensor-Surface: 4mm (Mechanical And Optical Surface Detection)
- Electronics: DAE3 Sn468; Calibrated: 2003-11-21
- Phantom: SAM 835/900 MHz; Type: SAM; Serial: TP-1141
- Measurement SW: DASY4, V4.2 Build 44; Postprocessing SW: SEMCAD, V1.8 Build 112

Cheek/Touch, Ch. 0777, Ant. OUT, Bat. Standard/Area Scan (51x71x1):

Measurement grid: dx=20mm, dy=20mm
Reference Value = 7.27 V/m; Power Drift = -0.1 dB
Maximum value of SAR (interpolated) = 1.08 mW/g

Cheek/Touch, Ch. 0777, Ant. OUT, Bat. Standard/Zoom Scan (5x5x7)/Cube 0:

Measurement grid: dx=8mm, dy=8mm, dz=5mm
Reference Value = 7.27 V/m; Power Drift = -0.1 dB
Maximum value of SAR (measured) = 1.1 mW/g
Peak SAR (extrapolated) = 1.52 W/kg
SAR(1 g) = 1.03 mW/g

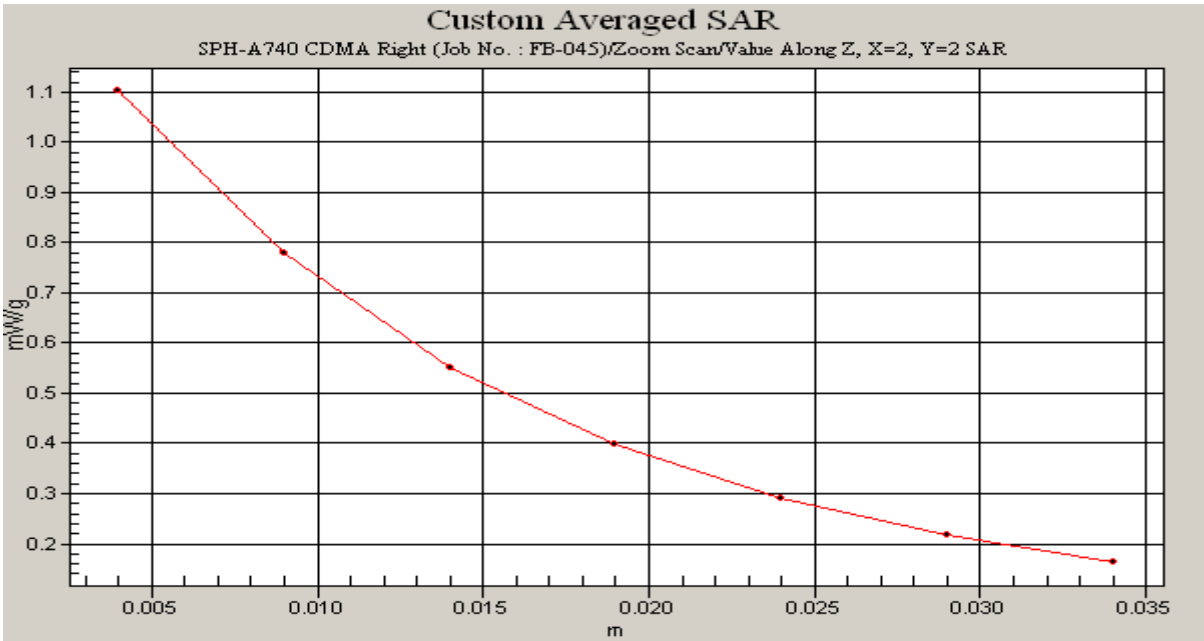

SAMSUNG FCC ID : A3LSPHA740 -- 835MHz CDMA Body SAR

DUT: SPH-A740(Body); Serial: FB-045-C

Program Name: SPH-A740 CDMA Body (Job No. : FB-045)
Procedure Name: Body, Ch. 0777, Ant. OUT, Bat. Standard
Procedure Notes:

Communication System: CDMA; Frequency: 848.31 MHz;Duty Cycle: 1:1
Medium parameters used: f = 848.31 MHz; σ = 0.95 mho/m; ε_r = 53.3; ρ = 1000 kg/m^3
Phantom section: Flat Section

DASY4 Configuration:

- Probe: ET3DV6 - SN1734; ConvF(6.66, 6.66, 6.66); Calibrated: 2004-02-02
- Sensor-Surface: 4mm (Mechanical And Optical Surface Detection)
- Electronics: DAE3 Sn486; Calibrated: 2003-11-17
- Phantom: SAM 900MHz with CRP; Type: SAM; Serial: TP-1141
- Measurement SW: DASY4, V4.2 Build 44; Postprocessing SW: SEMCAD, V1.8 Build 112

Body, Ch. 0777, Ant. OUT, Bat. Standard/Area Scan (51x71x1):

Measurement grid: dx=20mm, dy=20mm
Reference Value = 32.4 V/m; Power Drift = -0.1 dB
Maximum value of SAR (interpolated) = 1.17 mW/g

Body, Ch. 0777, Ant. OUT, Bat. Standard/Zoom Scan (5x5x7)/Cube 0: Measurement grid: dx=8mm, dy=8mm, dz=5mm

Reference Value = 32.4 V/m; Power Drift = -0.1 dB
Maximum value of SAR (measured) = 1.16 mW/g
Peak SAR (extrapolated) = 1.44 W/kg
SAR(1 g) = 1.09 mW/g

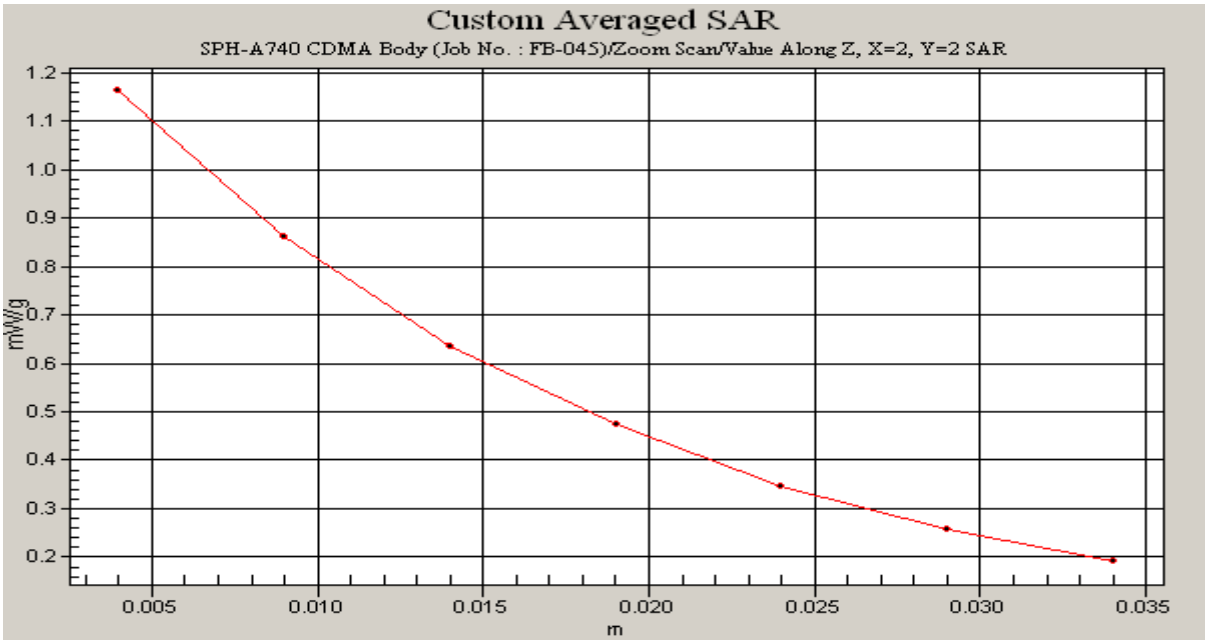

SAMSUNG FCC ID : A3LSPHA740 -- 1900MHz PCS CDMA Head SAR

DUT: SPH-A740; Serial: FB-045-C

Program Name: SPH-A740 PCS Right (Job No. : FB-045)
Procedure Name: Cheek/Touch, Ch. 0025, Ant. IN, Bat. Standard
Procedure Notes: Meas.Tissue Temp(celsius)-21.0; Test Date-27/Jul/2004 [OET Bulletin 65-Supplement C, July 2001]

Communication System: PCS; Frequency: 1851.25 MHz;Duty Cycle: 1:1
Medium parameters used: $\sigma = 1.4$; mho/m, $\varepsilon_r = 38.4628$; $\rho = 1000$ kg/m^3
Phantom section: Right Section

DASY4 Configuration:

- Probe: ET3DV6 - SN1735; ConvF(5.6, 5.6, 5.6); Calibrated: 2003-11-20
- Sensor-Surface: 4mm (Mechanical And Optical Surface Detection)
- Electronics: DAE3 Sn468; Calibrated: 2003-11-21
- Phantom: SAM 1800/1900 MHz; Type: SAM; Serial: TP-1143
- Measurement SW: DASY4, V4.2 Build 44; Postprocessing SW: SEMCAD, V1.8 Build 112

Cheek/Touch, Ch. 0025, Ant. IN, Bat. Standard/Area Scan (51x71x1):

Measurement grid: dx=20mm, dy=20mm
Reference Value = 5.97 V/m; Power Drift = 0.002 dB
Maximum value of SAR (interpolated) = 1.2 mW/g

Cheek/Touch, Ch. 0025, Ant. IN, Bat. Standard/Zoom Scan (5x5x7)/Cube 0:

Measurement grid: dx=8mm, dy=8mm, dz=5mm
Reference Value = 5.97 V/m; Power Drift = 0.002 dB
Maximum value of SAR (measured) = 1.2 mW/g
Peak SAR (extrapolated) = 1.78 W/kg
SAR(1 g) = 1.05 mW/g

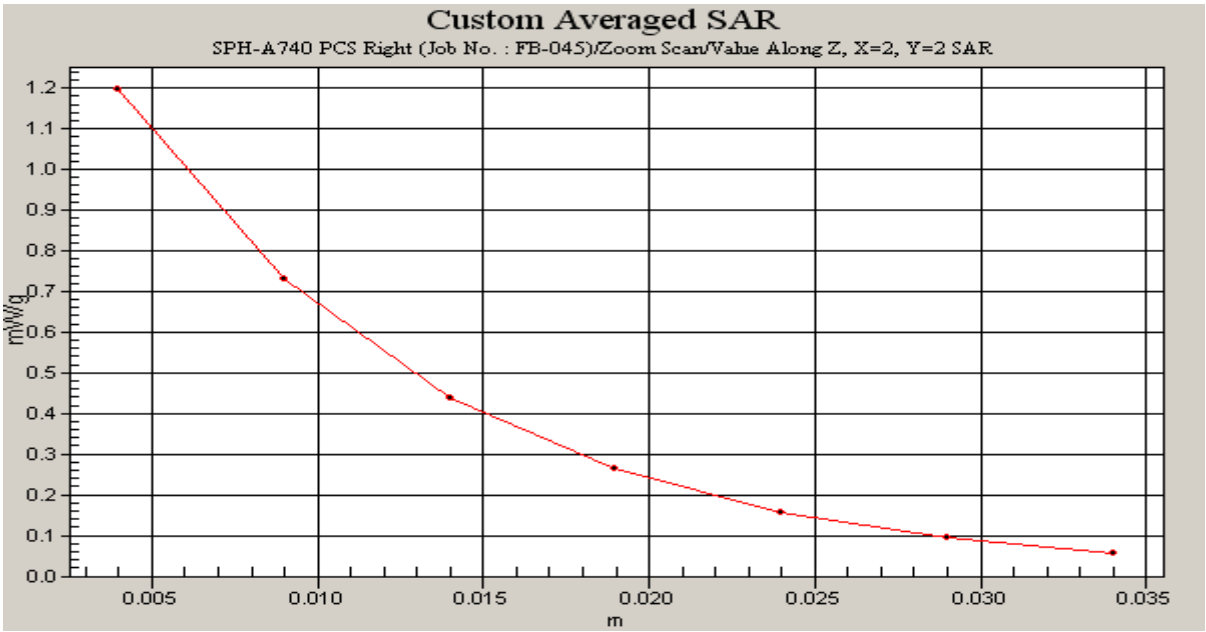

SAMSUNG FCC ID : A3LSPHA740 -- 1900MHz PCS CDMA Body SAR

DUT: SPH-A740(Body); Serial: FB-045-C

Program Name: SPH-A740 PCS Body (Job No. : FB-045)
Procedure Name: Body, Ch. 0025, Ant. OUT, Bat. Standard 2cm
Procedure Notes:

Communication System: PCS; Frequency: 1851.25 MHz;Duty Cycle: 1:1
Medium parameters used: σ = 1.52; mho/m, ε_r = 52.2913; ρ = 1000 kg/m^3
Phantom section: Flat Section

DASY4 Configuration:

- Probe: ET3DV6 - SN1734; ConvF(4.69, 4.69, 4.69); Calibrated: 2004-02-02
- Sensor-Surface: 4mm (Mechanical And Optical Surface Detection)
- Electronics: DAE3 Sn486; Calibrated: 2003-11-17
- Phantom: SAM 1800MHz with CRP; Type: SAM; Serial: TP-1143
- Measurement SW: DASY4, V4.2 Build 44; Postprocessing SW: SEMCAD, V1.8 Build 112

Body, Ch. 0025, Ant. OUT, Bat. Standard 2cm/Area Scan (51x71x1): Measurement grid: dx=20mm, dy=20mm

Reference Value = 15.1 V/m; Power Drift = -0.1 dB
Maximum value of SAR (interpolated) = 1.16 mW/g

Body, Ch. 0025, Ant. OUT, Bat. Standard 2cm/Zoom Scan (5x5x7)/Cube 0: Measurement grid: dx=8mm, dy=8mm, dz=5mm
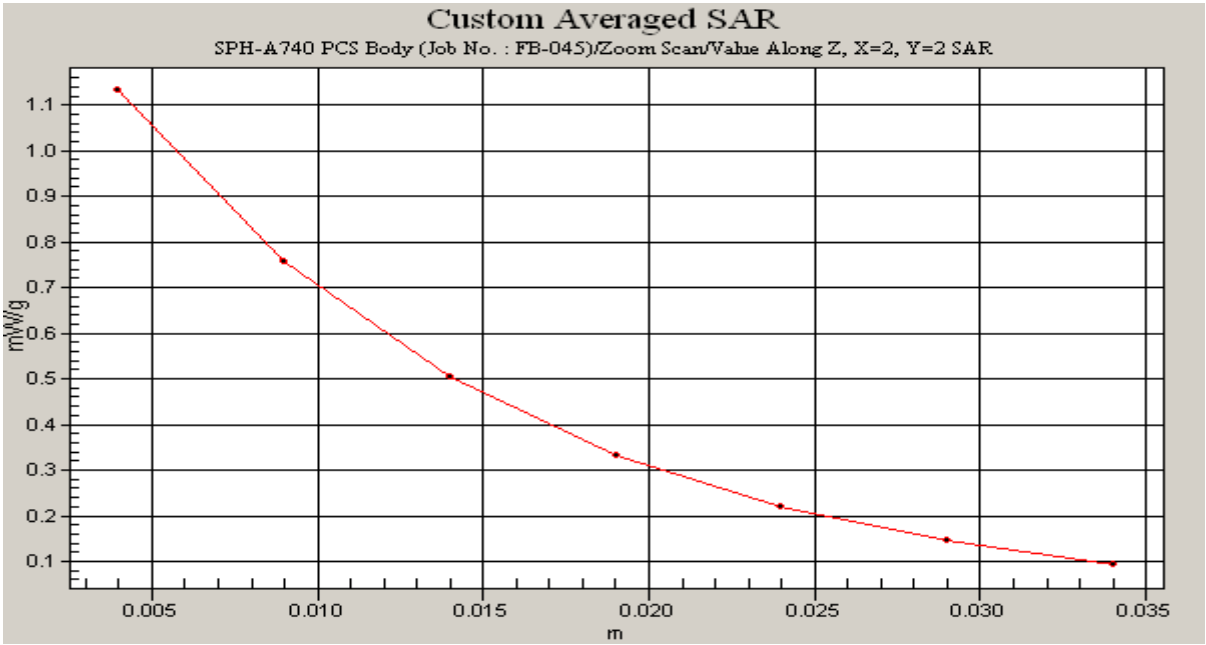
Reference Value = 15.1 V/m; Power Drift = -0.1 dB
Maximum value of SAR (measured) = 1.13 mW/g
Peak SAR (extrapolated) = 1.54 W/kg
SAR(1 g) = 1.04 mW/g