SAMSUNG FCC ID : A3LSPHA800 -- 835MHz AMPS Head SAR

DUT: SPH-A800(Down); Serial: FB-070-A

Program Name: SPH-A800 AMPS Right (Slide Down, Job No.: FB-070)
Procedure Name: Cheek/Touch, Ch.0799, Ant.Intenna, Bat.Standard
Procedure Notes: Meas.Tissue Temp(celsius)-21.6;Test Date-20/Dec/[OET Bulletin 65-Supplement C, July 2001]

Communication System: AMPS; Frequency: 848.97 MHz;Duty Cycle: 1:1
Medium parameters used: f = 848.97 MHz; σ = 0.89 mho/m; ε_r = 41.4; ρ = 1000 kg/m^3
Phantom section: Right Section

DASY4 Configuration:

- Probe: ET3DV6 - SN1551; ConvF(6.54, 6.54, 6.54); Calibrated: 2004-04-27
- Sensor-Surface: 4mm (Mechanical And Optical Surface Detection)
- Electronics: DAE3 Sn486; Calibrated: 2004-08-23
- Phantom: SAM 835/900 MHz; Type: SAM; Serial: TP-1141
- Measurement SW: DASY4, V4.4 Build 3; Postprocessing SW: SEMCAD, V1.8 Build 130

Cheek/Touch, Ch.0799, Ant.Intenna, Bat.Standard/Area Scan (51x71x1): Measurement grid: dx=20mm, dy=20mm

Maximum value of SAR (interpolated) = 1.49 mW/g

Cheek/Touch, Ch.0799, Ant.Intenna, Bat.Standard/Zoom Scan (5x5x7)/Cube 0:

Measurement grid: dx=8mm, dy=8mm, dz=5mm
Reference Value = 35.5 V/m; Power Drift = -0.2 dB
Peak SAR (extrapolated) = 1.64 W/kg
SAR(1 g) = 1.3 mW/g
Maximum value of SAR (measured) = 1.37 mW/g



0 dB = 1.37mW/g

SAMSUNG FCC ID : A3LSPHA800 -- 835MHz AMPS Head SAR

DUT: SPH-A800(Down); Serial: FB-070-A

Program Name: SPH-A800 AMPS Right (Slide Down, Job No.: FB-070)
Procedure Name: Ear/Tilt, Ch.0799, Ant.Intenna, Bat.Standard
Procedure Notes: Meas.Tissue Temp(celsius)-21.6;Test Date-20/Dec/[OET Bulletin 65-Supplement C, July 2001]

Communication System: AMPS; Frequency: 848.97 MHz;Duty Cycle: 1:1
Medium parameters used: f = 848.97 MHz; σ = 0.89 mho/m; ε_r = 41.4; ρ = 1000 kg/m^3
Phantom section: Right Section

DASY4 Configuration:

- Probe: ET3DV6 - SN1551; ConvF(6.54, 6.54, 6.54); Calibrated: 2004-04-27
- Sensor-Surface: 4mm (Mechanical And Optical Surface Detection)
- Electronics: DAE3 Sn486; Calibrated: 2004-08-23
- Phantom: SAM 835/900 MHz; Type: SAM; Serial: TP-1141
- Measurement SW: DASY4, V4.4 Build 3; Postprocessing SW: SEMCAD, V1.8 Build 130

Ear/Tilt, Ch.0799, Ant.Intenna, Bat.Standard/Area Scan (51x71x1): Measurement grid: dx=20mm, dy=20mm

Maximum value of SAR (interpolated) = 1.06 mW/g

Ear/Tilt, Ch.0799, Ant.Intenna, Bat.Standard/Zoom Scan (5x5x7)/Cube 0:

Measurement grid: dx=8mm, dy=8mm, dz=5mm
Reference Value = 32.7 V/m; Power Drift = -0.0 dB
Peak SAR (extrapolated) = 1.19 W/kg
SAR(1 g) = 0.874 mW/g
Maximum value of SAR (measured) = 0.930 mW/g



0 dB = 0.930mW/g

SAMSUNG FCC ID : A3LSPHA800 -- 835MHz AMPS Head SAR

DUT: SPH-A800(Down); Serial: FB-070-A

Program Name: SPH-A800 AMPS Left (Slide Down, Job No.: FB-070)
Procedure Name: Cheek/Touch, Ch.0799, Ant.Intenna, Bat.Standard
Procedure Notes: Meas.Tissue Temp(celsius)-21.6;Test Date-20/Dec/[OET Bulletin 65-Supplement C, July 2001]

Communication System: AMPS; Frequency: 848.97 MHz;Duty Cycle: 1:1
Medium parameters used: f = 848.97 MHz; σ = 0.89 mho/m; ε_r = 41.4; ρ = 1000 kg/m^3
Phantom section: Left Section

DASY4 Configuration:

- Probe: ET3DV6 - SN1551; ConvF(6.54, 6.54, 6.54); Calibrated: 2004-04-27
- Sensor-Surface: 4mm (Mechanical And Optical Surface Detection)
- Electronics: DAE3 Sn486; Calibrated: 2004-08-23
- Phantom: SAM 835/900 MHz; Type: SAM; Serial: TP-1141
- Measurement SW: DASY4, V4.4 Build 3; Postprocessing SW: SEMCAD, V1.8 Build 130

Cheek/Touch, Ch.0799, Ant.Intenna, Bat.Standard/Area Scan (51x71x1): Measurement grid: dx=20mm, dy=20mm

Maximum value of SAR (interpolated) = 1.6 mW/g

Cheek/Touch, Ch.0799, Ant.Intenna, Bat.Standard/Zoom Scan (5x5x7)/Cube 0:

Measurement grid: dx=8mm, dy=8mm, dz=5mm
Reference Value = 34.8 V/m; Power Drift = -0.1 dB
Peak SAR (extrapolated) = 1.82 W/kg
SAR(1 g) = 1.42 mW/g
Maximum value of SAR (measured) = 1.49 mW/g

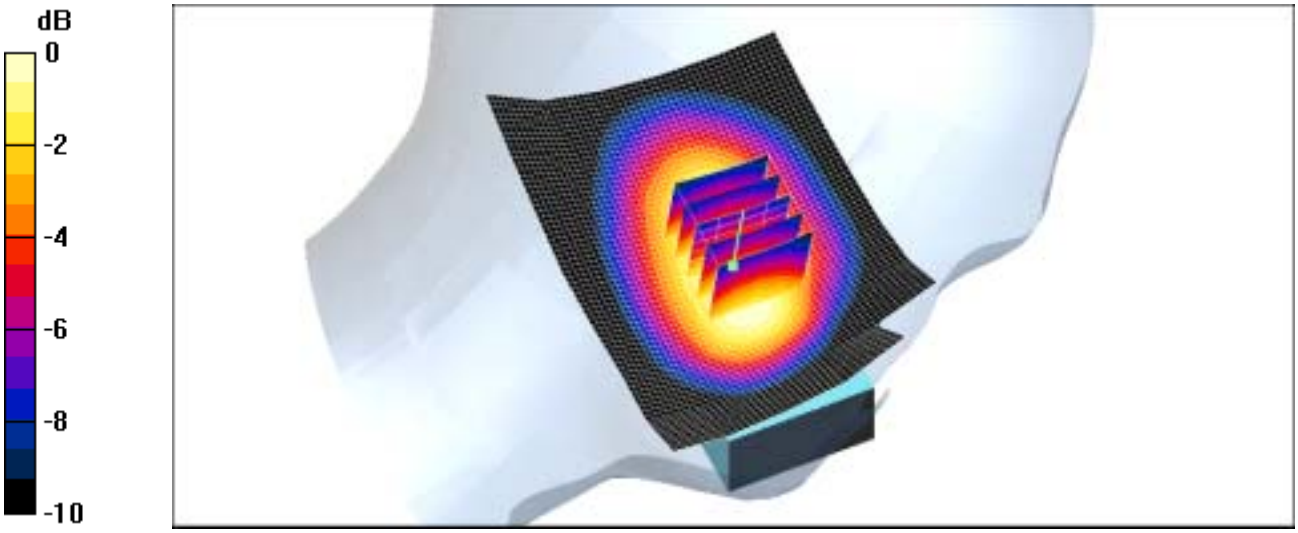

0 dB = 1.49mW/g

SAMSUNG FCC ID : A3LSPHA800 -- 835MHz AMPS Head SAR

DUT: SPH-A800(Down); Serial: FB-070-A

Program Name: SPH-A800 AMPS Left (Slide Down, Job No.: FB-070)
Procedure Name: Ear/Tilt, Ch.0799, Ant.Intenna, Bat.Standard
Procedure Notes: Meas.Tissue Temp(celsius)-21.6;Test Date-20/Dec/[OET Bulletin 65-Supplement C, July 2001]

Communication System: AMPS; Frequency: 848.97 MHz;Duty Cycle: 1:1
Medium parameters used: f = 848.97 MHz; σ = 0.89 mho/m; ε_r = 41.4; ρ = 1000 kg/m^3
Phantom section: Left Section

DASY4 Configuration:

- Probe: ET3DV6 - SN1551; ConvF(6.54, 6.54, 6.54); Calibrated: 2004-04-27
- Sensor-Surface: 4mm (Mechanical And Optical Surface Detection)
- Electronics: DAE3 Sn486; Calibrated: 2004-08-23
- Phantom: SAM 835/900 MHz; Type: SAM; Serial: TP-1141
- Measurement SW: DASY4, V4.4 Build 3; Postprocessing SW: SEMCAD, V1.8 Build 130

Ear/Tilt, Ch.0799, Ant.Intenna, Bat.Standard/Area Scan (51x71x1): Measurement grid: dx=20mm, dy=20mm

Maximum value of SAR (interpolated) = 1.16 mW/g

Ear/Tilt, Ch.0799, Ant.Intenna, Bat.Standard/Zoom Scan (5x5x7)/Cube 0:

Measurement grid: dx=8mm, dy=8mm, dz=5mm
Reference Value = 33.8 V/m; Power Drift = -0.1 dB
Peak SAR (extrapolated) = 1.4 W/kg
SAR(1 g) = 0.937 mW/g
Maximum value of SAR (measured) = 0.990 mW/g

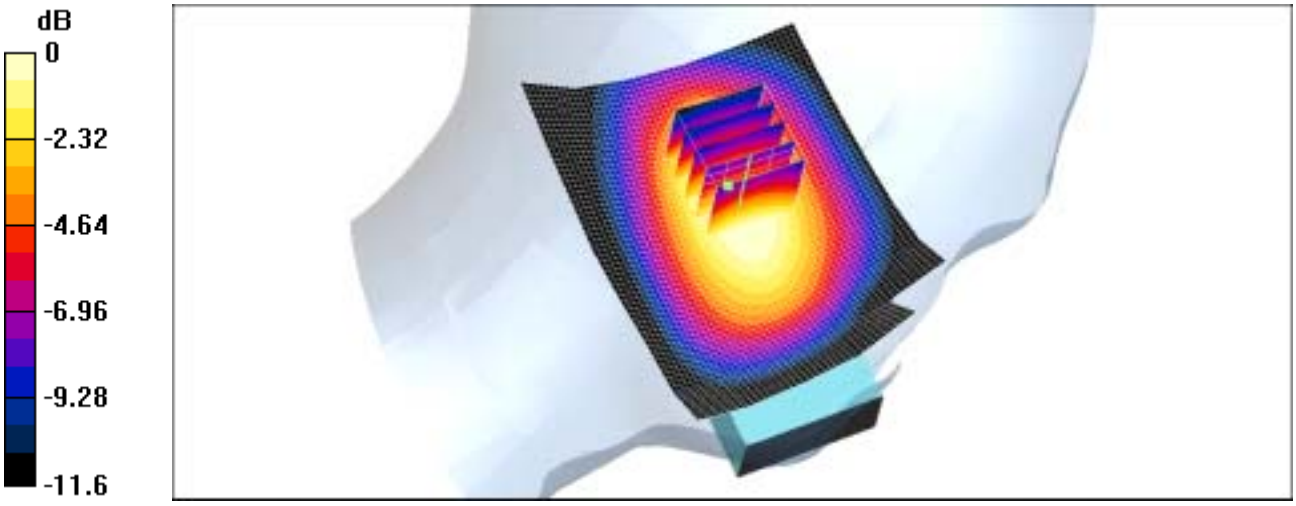

0 dB = 0.990mW/g

SAMSUNG FCC ID : A3LSPHA800 -- 835MHz CDMA Head SAR

DUT: SPH-A800(Down); Serial: FB-070-A

Program Name: SPH-A800 CDMA Right (Slide Down, Job No.: FB-070)
Procedure Name: Cheek/Touch, Ch.0777, Ant.Intenna, Bat.Standard
Procedure Notes: Meas.Tissue Temp(celsius)-21.0;Test Date-21/Dec/[OET Bulletin 65-Supplement C, July 2001]

Communication System: CDMA; Frequency: 848.31 MHz;Duty Cycle: 1:1
Medium parameters used: f = 848.31 MHz; σ = 0.89 mho/m; ε_r = 41.3; ρ = 1000 kg/m^3
Phantom section: Right Section

DASY4 Configuration:

- Probe: ET3DV6 - SN1551; ConvF(6.54, 6.54, 6.54); Calibrated: 2004-04-27
- Sensor-Surface: 4mm (Mechanical And Optical Surface Detection)
- Electronics: DAE3 Sn486; Calibrated: 2004-08-23
- Phantom: SAM 835/900 MHz; Type: SAM; Serial: TP-1141
- Measurement SW: DASY4, V4.4 Build 3; Postprocessing SW: SEMCAD, V1.8 Build 130

Cheek/Touch, Ch.0777, Ant.Intenna, Bat.Standard/Area Scan (51x71x1): Measurement grid: dx=20mm, dy=20mm

Maximum value of SAR (interpolated) = 1.18 mW/g

Cheek/Touch, Ch.0777, Ant.Intenna, Bat.Standard/Zoom Scan (5x5x7)/Cube 0:

Measurement grid: dx=8mm, dy=8mm, dz=5mm
Reference Value = 31.3 V/m; Power Drift = -0.1 dB
Peak SAR (extrapolated) = 1.29 W/kg
SAR(1 g) = 1.03 mW/g
Maximum value of SAR (measured) = 1.08 mW/g



0 dB = 1.08mW/g

SAMSUNG FCC ID : A3LSPHA800 -- 835MHz CDMA Head SAR

DUT: SPH-A800(Down); Serial: FB-070-A

Program Name: SPH-A800 CDMA Right (Slide Down, Job No.: FB-070)
Procedure Name: Ear/Tilt, Ch.0777, Ant.Intenna, Bat.Standard
Procedure Notes: Meas.Tissue Temp(celsius)-21.0;Test Date-21/Dec/[OET Bulletin 65-Supplement C, July 2001]

Communication System: CDMA; Frequency: 848.31 MHz;Duty Cycle: 1:1
Medium parameters used: f = 848.31 MHz; σ = 0.89 mho/m; ε_r = 41.3; ρ = 1000 kg/m^3
Phantom section: Right Section

DASY4 Configuration:

- Probe: ET3DV6 - SN1551; ConvF(6.54, 6.54, 6.54); Calibrated: 2004-04-27
- Sensor-Surface: 4mm (Mechanical And Optical Surface Detection)
- Electronics: DAE3 Sn486; Calibrated: 2004-08-23
- Phantom: SAM 835/900 MHz; Type: SAM; Serial: TP-1141
- Measurement SW: DASY4, V4.4 Build 3; Postprocessing SW: SEMCAD, V1.8 Build 130

Ear/Tilt, Ch.0777, Ant.Intenna, Bat.Standard/Area Scan (51x71x1): Measurement grid: dx=20mm, dy=20mm

Maximum value of SAR (interpolated) = 0.886 mW/g

Ear/Tilt, Ch.0777, Ant.Intenna, Bat.Standard/Zoom Scan (5x5x7)/Cube 0:

Measurement grid: dx=8mm, dy=8mm, dz=5mm
Reference Value = 29.7 V/m; Power Drift = -0.2 dB
Peak SAR (extrapolated) = 0.980 W/kg
SAR(1 g) = 0.722 mW/g
Maximum value of SAR (measured) = 0.765 mW/g



0 dB = 0.765mW/g

SAMSUNG FCC ID : A3LSPHA800 -- 835MHz CDMA Head SAR

DUT: SPH-A800(Down); Serial: FB-070-A

Program Name: SPH-A800 CDMA Left (Slide Down, Job No.: FB-070)
Procedure Name: Cheek/Touch, Ch.0777, Ant.Intenna, Bat.Standard
Procedure Notes: Meas.Tissue Temp(celsius)-21.0;Test Date-21/Dec/[OET Bulletin 65-Supplement C, July 2001]

Communication System: CDMA; Frequency: 848.31 MHz;Duty Cycle: 1:1
Medium parameters used: f = 848.31 MHz; σ = 0.89 mho/m; ε_r = 41.3; ρ = 1000 kg/m^3
Phantom section: Left Section

DASY4 Configuration:

- Probe: ET3DV6 - SN1551; ConvF(6.54, 6.54, 6.54); Calibrated: 2004-04-27
- Sensor-Surface: 4mm (Mechanical And Optical Surface Detection)
- Electronics: DAE3 Sn486; Calibrated: 2004-08-23
- Phantom: SAM 835/900 MHz; Type: SAM; Serial: TP-1141
- Measurement SW: DASY4, V4.4 Build 3; Postprocessing SW: SEMCAD, V1.8 Build 130

Cheek/Touch, Ch.0777, Ant.Intenna, Bat.Standard/Area Scan (51x71x1): Measurement grid: dx=20mm, dy=20mm

Maximum value of SAR (interpolated) = 1.3 mW/g

Cheek/Touch, Ch.0777, Ant.Intenna, Bat.Standard/Zoom Scan (5x5x7)/Cube 0:

Measurement grid: dx=8mm, dy=8mm, dz=5mm
Reference Value = 31.5 V/m; Power Drift = -0.2 dB
Peak SAR (extrapolated) = 1.46 W/kg
SAR(1 g) = 1.13 mW/g
Maximum value of SAR (measured) = 1.19 mW/g

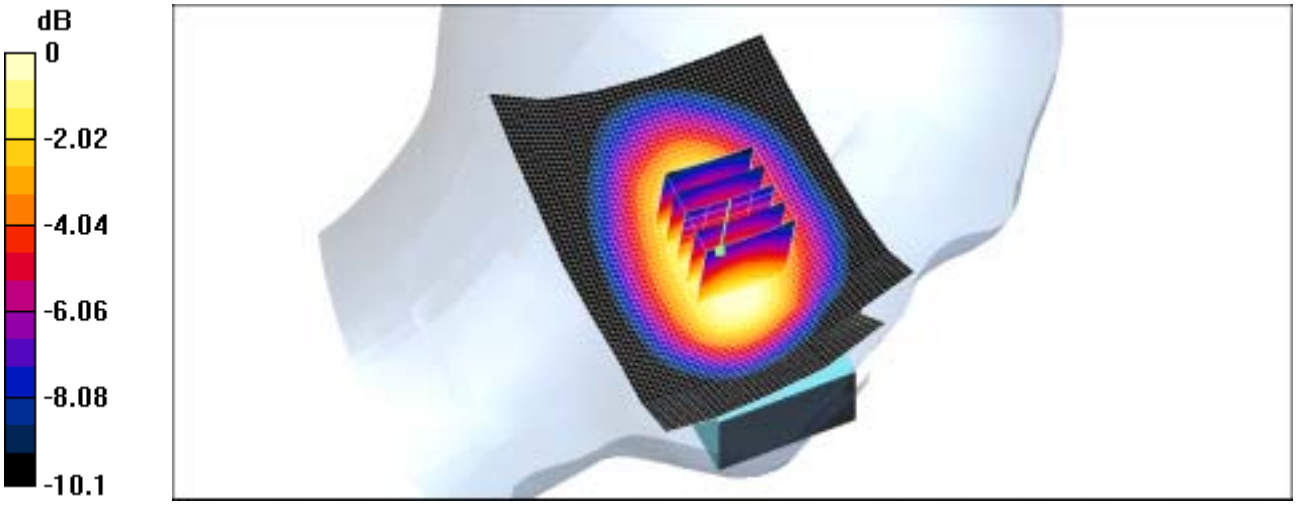

0 dB = 1.19mW/g

SAMSUNG FCC ID : A3LSPHA800 -- 835MHz CDMA Head SAR

DUT: SPH-A800(Down); Serial: FB-070-A

Program Name: SPH-A800 CDMA Left (Slide Down, Job No.: FB-070)
Procedure Name: Ear/Tilt, Ch.0777, Ant.Intenna, Bat.Standard
Procedure Notes: Meas.Tissue Temp(celsius)-21.0;Test Date-21/Dec/[OET Bulletin 65-Supplement C, July 2001]

Communication System: CDMA; Frequency: 848.31 MHz;Duty Cycle: 1:1
Medium parameters used: f = 848.31 MHz; σ = 0.89 mho/m; ε_r = 41.3; ρ = 1000 kg/m^3
Phantom section: Left Section

DASY4 Configuration:

- Probe: ET3DV6 - SN1551; ConvF(6.54, 6.54, 6.54); Calibrated: 2004-04-27
- Sensor-Surface: 4mm (Mechanical And Optical Surface Detection)
- Electronics: DAE3 Sn486; Calibrated: 2004-08-23
- Phantom: SAM 835/900 MHz; Type: SAM; Serial: TP-1141
- Measurement SW: DASY4, V4.4 Build 3; Postprocessing SW: SEMCAD, V1.8 Build 130

Ear/Tilt, Ch.0777, Ant.Intenna, Bat.Standard/Area Scan (51x71x1): Measurement grid: dx=20mm, dy=20mm

Maximum value of SAR (interpolated) = 0.936 mW/g

Ear/Tilt, Ch.0777, Ant.Intenna, Bat.Standard/Zoom Scan (5x5x7)/Cube 0:

Measurement grid: dx=8mm, dy=8mm, dz=5mm
Reference Value = 30.3 V/m; Power Drift = -0.1 dB
Peak SAR (extrapolated) = 1.15 W/kg
SAR(1 g) = 0.747 mW/g
Maximum value of SAR (measured) = 0.800 mW/g

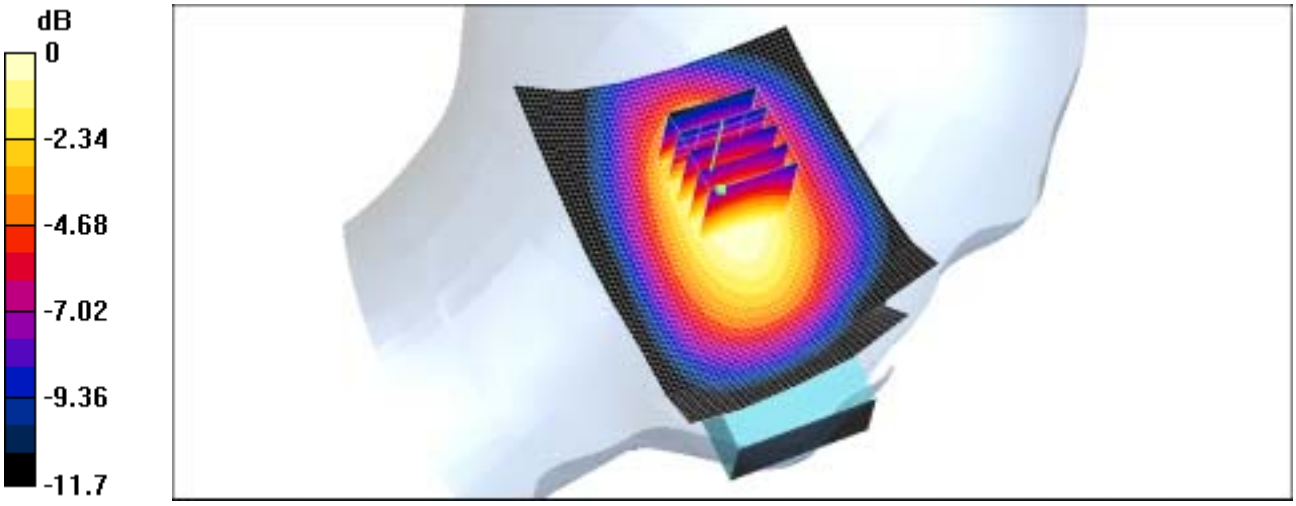

0 dB = 0.800mW/g

SAMSUNG FCC ID : A3LSPHA800 -- 1900MHz PCS CDMA Head SAR

DUT: SPH-A800(Down); Serial: FB-070-A

Program Name: SPH-A800 PCS Right (Slide Down, Job No.: FB-070)
Procedure Name: Cheek/Touch, Ch.1175, Ant.Intenna, Bat.Standard
Procedure Notes: Meas.Tissue Temp(celsius)-21.3;Test Date-22/Dec/[OET Bulletin 65-Supplement C, July 2001]

Communication System: PCS; Frequency: 1908.75 MHz;Duty Cycle: 1:1
Medium parameters used: f = 1908.75 MHz; σ = 1.4 mho/m; ε_r = 38.5; ρ = 1000 kg/m^3
Phantom section: Right Section

DASY4 Configuration:

- Probe: ET3DV6 - SN1551; ConvF(5, 5, 5); Calibrated: 2004-04-27
- Sensor-Surface: 4mm (Mechanical And Optical Surface Detection)
- Electronics: DAE3 Sn486; Calibrated: 2004-08-23
- Phantom: SAM 1800/1900 MHz; Type: SAM; Serial: TP-1143
- Measurement SW: DASY4, V4.4 Build 3; Postprocessing SW: SEMCAD, V1.8 Build 130

Cheek/Touch, Ch.1175, Ant.Intenna, Bat.Standard/Area Scan (51x71x1): Measurement grid: dx=20mm, dy=20mm

Maximum value of SAR (interpolated) = 0.618 mW/g

Cheek/Touch, Ch.1175, Ant.Intenna, Bat.Standard/Zoom Scan (5x5x7)/Cube 0:

Measurement grid: dx=8mm, dy=8mm, dz=5mm
Reference Value = 19.8 V/m; Power Drift = -0.0003 dB
Peak SAR (extrapolated) = 0.696 W/kg
SAR(1 g) = 0.471 mW/g
Maximum value of SAR (measured) = 0.515 mW/g



0 dB = 0.515mW/g

SAMSUNG FCC ID : A3LSPHA800 -- 1900MHz PCS CDMA Head SAR

DUT: SPH-A800(Down); Serial: FB-070-A

Program Name: SPH-A800 PCS Right (Slide Down, Job No.: FB-070)
Procedure Name: Ear/Tilt, Ch.1175, Ant.Intenna, Bat.Standard
Procedure Notes: Meas.Tissue Temp(celsius)-21.3;Test Date-22/Dec/[OET Bulletin 65-Supplement C, July 2001]

Communication System: PCS; Frequency: 1908.75 MHz;Duty Cycle: 1:1
Medium parameters used: f = 1908.75 MHz; σ = 1.4 mho/m; ε_r = 38.5; ρ = 1000 kg/m^3
Phantom section: Right Section

DASY4 Configuration:

- Probe: ET3DV6 - SN1551; ConvF(5, 5, 5); Calibrated: 2004-04-27
- Sensor-Surface: 4mm (Mechanical And Optical Surface Detection)
- Electronics: DAE3 Sn486; Calibrated: 2004-08-23
- Phantom: SAM 1800/1900 MHz; Type: SAM; Serial: TP-1143
- Measurement SW: DASY4, V4.4 Build 3; Postprocessing SW: SEMCAD, V1.8 Build 130

Ear/Tilt, Ch.1175, Ant.Intenna, Bat.Standard/Area Scan (51x71x1): Measurement grid: dx=20mm, dy=20mm

Maximum value of SAR (interpolated) = 0.532 mW/g

Ear/Tilt, Ch.1175, Ant.Intenna, Bat.Standard/Zoom Scan (5x5x7)/Cube 0:

Measurement grid: dx=8mm, dy=8mm, dz=5mm
Reference Value = 17.8 V/m; Power Drift = -0.1 dB
Peak SAR (extrapolated) = 0.714 W/kg
SAR(1 g) = 0.480 mW/g
Maximum value of SAR (measured) = 0.524 mW/g



0 dB = 0.524mW/g

SAMSUNG FCC ID : A3LSPHA800 -- 1900MHz PCS CDMA Head SAR

DUT: SPH-A800(Down); Serial: FB-070-A

Program Name: SPH-A800 PCS Left (Slide Down, Job No.: FB-070)
Procedure Name: Cheek/Touch, Ch.1175, Ant.Intenna, Bat.Standard
Procedure Notes: Meas.Tissue Temp(celsius)-21.3;Test Date-22/Dec/[OET Bulletin 65-Supplement C, July 2001]

Communication System: PCS; Frequency: 1908.75 MHz;Duty Cycle: 1:1
Medium parameters used: f = 1908.75 MHz; σ = 1.4 mho/m; ε_r = 38.5; ρ = 1000 kg/m^3
Phantom section: Left Section

DASY4 Configuration:

- Probe: ET3DV6 - SN1551; ConvF(5, 5, 5); Calibrated: 2004-04-27
- Sensor-Surface: 4mm (Mechanical And Optical Surface Detection)
- Electronics: DAE3 Sn486; Calibrated: 2004-08-23
- Phantom: SAM 1800/1900 MHz; Type: SAM; Serial: TP-1143
- Measurement SW: DASY4, V4.4 Build 3; Postprocessing SW: SEMCAD, V1.8 Build 130

Cheek/Touch, Ch.1175, Ant.Intenna, Bat.Standard/Area Scan (51x71x1): Measurement grid: dx=20mm, dy=20mm

Maximum value of SAR (interpolated) = 0.913 mW/g

Cheek/Touch, Ch.1175, Ant.Intenna, Bat.Standard/Zoom Scan (5x5x7)/Cube 0:

Measurement grid: dx=8mm, dy=8mm, dz=5mm
Reference Value = 23.1 V/m; Power Drift = -0.1 dB
Peak SAR (extrapolated) = 0.971 W/kg
SAR(1 g) = 0.668 mW/g
Maximum value of SAR (measured) = 0.722 mW/g

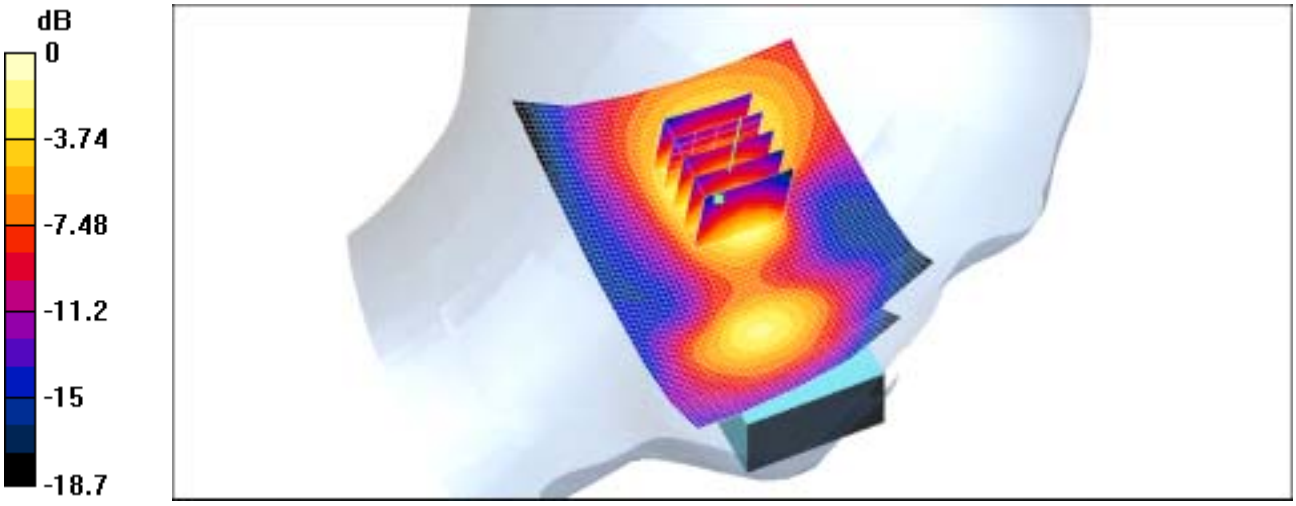

0 dB = 0.722mW/g

SAMSUNG FCC ID : A3LSPHA800 -- 1900MHz PCS CDMA Head SAR

DUT: SPH-A800(Down); Serial: FB-070-A

Program Name: SPH-A800 PCS Left (Slide Down, Job No.: FB-070)
Procedure Name: Ear/Tilt, Ch.1175, Ant.Intenna, Bat.Standard
Procedure Notes: Meas.Tissue Temp(celsius)-21.3;Test Date-22/Dec/[OET Bulletin 65-Supplement C, July 2001]

Communication System: PCS; Frequency: 1908.75 MHz;Duty Cycle: 1:1
Medium parameters used: f = 1908.75 MHz; σ = 1.4 mho/m; ε_r = 38.5; ρ = 1000 kg/m^3
Phantom section: Left Section

DASY4 Configuration:

- Probe: ET3DV6 - SN1551; ConvF(5, 5, 5); Calibrated: 2004-04-27
- Sensor-Surface: 4mm (Mechanical And Optical Surface Detection)
- Electronics: DAE3 Sn486; Calibrated: 2004-08-23
- Phantom: SAM 1800/1900 MHz; Type: SAM; Serial: TP-1143
- Measurement SW: DASY4, V4.4 Build 3; Postprocessing SW: SEMCAD, V1.8 Build 130

Ear/Tilt, Ch.1175, Ant.Intenna, Bat.Standard/Area Scan (51x71x1): Measurement grid: dx=20mm, dy=20mm

Maximum value of SAR (interpolated) = 0.713 mW/g

Ear/Tilt, Ch.1175, Ant.Intenna, Bat.Standard/Zoom Scan (5x5x7)/Cube 0:

Measurement grid: dx=8mm, dy=8mm, dz=5mm
Reference Value = 20.8 V/m; Power Drift = -0.2 dB
Peak SAR (extrapolated) = 1.03 W/kg
SAR(1 g) = 0.645 mW/g
Maximum value of SAR (measured) = 0.734 mW/g



0 dB = 0.734mW/g

SAMSUNG FCC ID : A3LSPHA800 -- 835MHz AMPS Body SAR

DUT: SPH-A800(Down); Serial: FB-070-A

Program Name: SPH-A800 AMPS Body (Job No.: FB-070)
Procedure Name: Body, Ch.0991, Ant.Intenna, Bat.Standard
Procedure Notes: Meas.Tissue Temp(celsius)-21.4;Test Date-23/Dec/[OET Bulletin 65-Supplement C, July 2001]

Communication System: AMPS; Frequency: 824.04 MHz;Duty Cycle: 1:1
Medium parameters used: f = 824.04 MHz; σ = 0.95 mho/m; ε_r = 53.8; ρ = 1000 kg/m^3
Phantom section: Flat Section

DASY4 Configuration:

- Probe: ET3DV6 - SN1551; ConvF(6.34, 6.34, 6.34); Calibrated: 2004-04-27
- Sensor-Surface: 4mm (Mechanical And Optical Surface Detection)
- Electronics: DAE3 Sn486; Calibrated: 2004-08-23
- Phantom: SAM 835/900 MHz; Type: SAM; Serial: TP-1141
- Measurement SW: DASY4, V4.4 Build 3; Postprocessing SW: SEMCAD, V1.8 Build 130

Body, Ch.0991, Ant.Intenna, Bat.Standard/Area Scan (51x71x1): Measurement grid: dx=20mm, dy=20mm
Maximum value of SAR (interpolated) = 0.909 mW/g

Body, Ch.0991, Ant.Intenna, Bat.Standard/Zoom Scan (5x5x7)/Cube 0: Measurement grid: dx=8mm, dy=8mm, dz=5mm
Reference Value = 23.9 V/m; Power Drift = -0.1 dB
Peak SAR (extrapolated) = 1.03 W/kg
SAR(1 g) = 0.848 mW/g
Maximum value of SAR (measured) = 0.898 mW/g

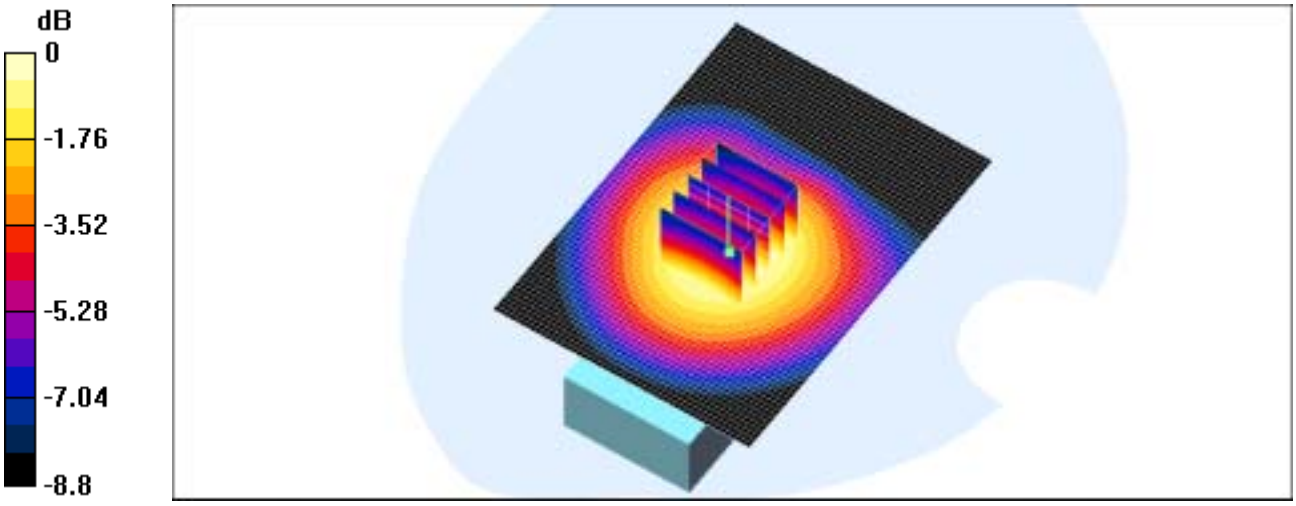

0 dB = 0.898mW/g

SAMSUNG FCC ID : A3LSPHA800 -- 835MHz CDMA Body SAR

DUT: SPH-A800(Down); Serial: FB-070-A

Program Name: SPH-A800 CDMA Body (Job No.: FB-070)
Procedure Name: Body, Ch.1013, Ant.Intenna, Bat.Standard
Procedure Notes: Meas.Tissue Temp(celsius)-21.4;Test Date-23/Dec/[OET Bulletin 65-Supplement C, July 2001]

Communication System: CDMA; Frequency: 824.7 MHz;Duty Cycle: 1:1
Medium parameters used: f = 824.7 MHz; σ = 0.95 mho/m; ε_r = 53.8; ρ = 1000 kg/m^3
Phantom section: Flat Section

DASY4 Configuration:

- Probe: ET3DV6 - SN1551; ConvF(6.34, 6.34, 6.34); Calibrated: 2004-04-27
- Sensor-Surface: 4mm (Mechanical And Optical Surface Detection)
- Electronics: DAE3 Sn486; Calibrated: 2004-08-23
- Phantom: SAM 835/900 MHz; Type: SAM; Serial: TP-1141
- Measurement SW: DASY4, V4.4 Build 3; Postprocessing SW: SEMCAD, V1.8 Build 130

Body, Ch.1013, Ant.Intenna, Bat.Standard/Area Scan (51x71x1): Measurement grid: dx=20mm, dy=20mm
Maximum value of SAR (interpolated) = 0.708 mW/g

Body, Ch.1013, Ant.Intenna, Bat.Standard/Zoom Scan (5x5x7)/Cube 0: Measurement grid: dx=8mm, dy=8mm, dz=5mm
Reference Value = 14.8 V/m; Power Drift = 0.0 dB
Peak SAR (extrapolated) = 0.772 W/kg
SAR(1 g) = 0.650 mW/g
Maximum value of SAR (measured) = 0.688 mW/g

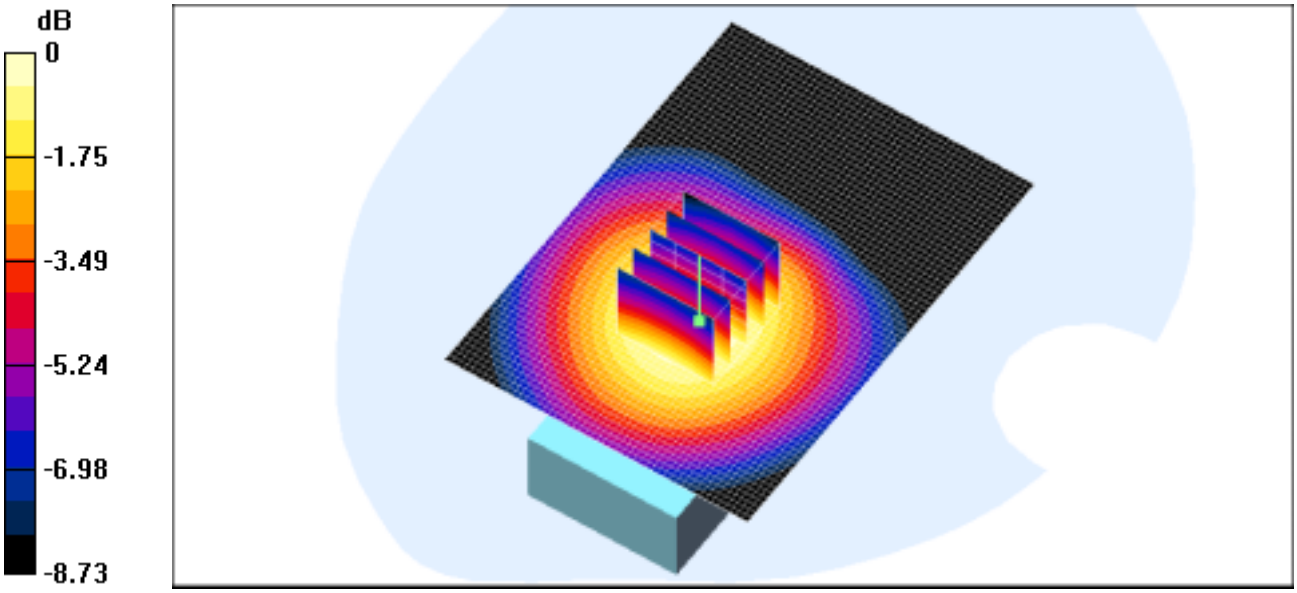

0 dB = 0.688mW/g

SAMSUNG FCC ID : A3LSPHA800 -- 1900MHz PCS CDMA Body SAR

DUT: SPH-A800(Down); Serial: FB-070-A

Program Name: SPH-A800 PCS Body(Job No.: FB-070)
Procedure Name: Body, Ch.0025, Ant.Intenna, Bat.Standard
Procedure Notes: Meas. Tissue Temp(celsius)- 21.5;Test Date-22/Dec/2004 [OET Bulletin 65-Supplement C, July 2001]

Communication System: PCS; Frequency: 1851.25 MHz;Duty Cycle: 1:1
Medium parameters used: σ = 1.54; mho/m, ε_r = 52.0; ρ = 1000 kg/m^3
Phantom section: Flat Section

DASY4 Configuration:

- Probe: ET3DV6 - SN1551; ConvF(4.51, 4.51, 4.51); Calibrated: 2004-04-27
- Sensor-Surface: 4mm (Mechanical And Optical Surface Detection)
- Electronics: DAE3 Sn486; Calibrated: 2004-08-23
- Phantom: SAM 1800/1900 MHz; Type: SAM; Serial: TP-1143
- Measurement SW: DASY4, V4.4 Build 3; Postprocessing SW: SEMCAD, V1.8 Build 130

Body, Ch.0025, Ant.Intenna, Bat.Standard/Area Scan (51x71x1): Measurement grid: dx=20mm, dy=20mm

Maximum value of SAR (interpolated) = 0.897 mW/g

Body, Ch.0025, Ant.Intenna, Bat.Standard/Zoom Scan (5x5x7)/Cube 0: Measurement grid: dx=8mm, dy=8mm, dz=5mm

Reference Value = 21.9 V/m; Power Drift = -0.2 dB
Peak SAR (extrapolated) = 1.19 W/kg
SAR(1 g) = 0.819 mW/g
Maximum value of SAR (measured) = 0.904 mW/g

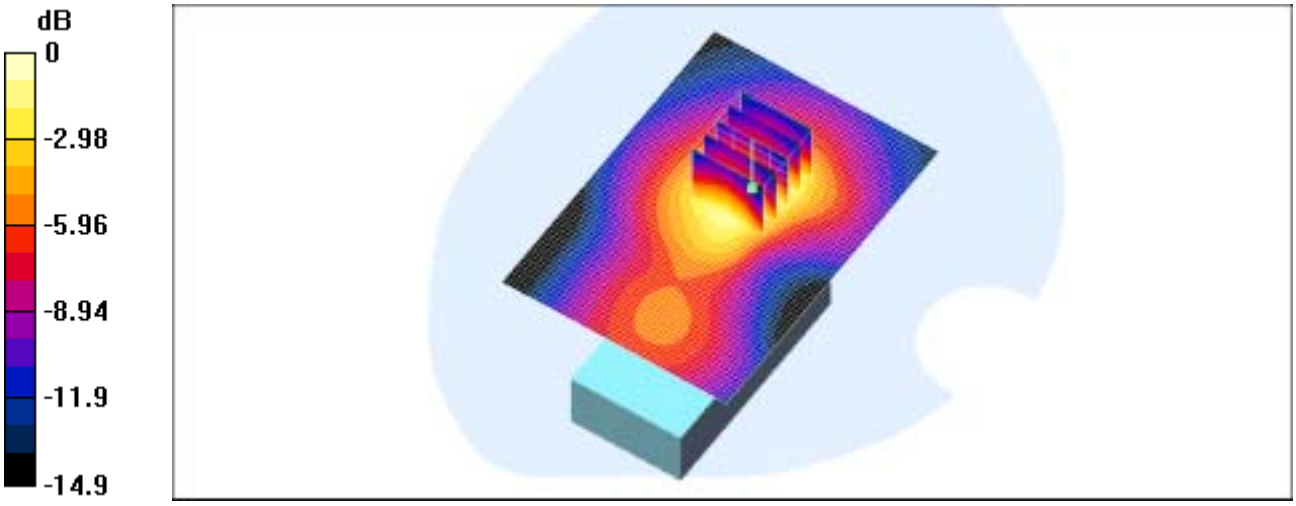

0 dB = 0.904mW/g

SAMSUNG FCC ID : A3LSPHA800 -- 835MHz AMPS Head SAR

DUT: SPH-A800(Down); Serial: FB-070-A

Program Name: SPH-A800 AMPS Left (Slide Down, Job No.: FB-070)
Procedure Name: Cheek/Touch, Ch.0799, Ant.Intenna, Bat.Standard
Procedure Notes: Meas.Tissue Temp(celsius)-21.6;Test Date-20/Dec/[OET Bulletin 65-Supplement C, July 2001]

Communication System: AMPS; Frequency: 848.97 MHz;Duty Cycle: 1:1
Medium parameters used: f = 848.97 MHz; σ = 0.89 mho/m; ε_r = 41.4; ρ = 1000 kg/m^3
Phantom section: Left Section

DASY4 Configuration:
- Probe: ET3DV6 - SN1551; ConvF(6.54, 6.54, 6.54); Calibrated: 2004-04-27
- Sensor-Surface: 4mm (Mechanical And Optical Surface Detection)
- Electronics: DAE3 Sn486; Calibrated: 2004-08-23
- Phantom: SAM 835/900 MHz; Type: SAM; Serial: TP-1141
- Measurement SW: DASY4, V4.4 Build 3; Postprocessing SW: SEMCAD, V1.8 Build 130

Cheek/Touch, Ch.0799, Ant.Intenna, Bat.Standard/Area Scan (51x71x1): Measurement grid: dx=20mm, dy=20mm

Maximum value of SAR (interpolated) = 1.6 mW/g

Cheek/Touch, Ch.0799, Ant.Intenna, Bat.Standard/Zoom Scan (5x5x7)/Cube 0:

Measurement grid: dx=8mm, dy=8mm, dz=5mm
Reference Value = 34.8 V/m; Power Drift = -0.1 dB
Peak SAR (extrapolated) = 1.82 W/kg
SAR(1 g) = 1.42 mW/g
Maximum value of SAR (measured) = 1.49 mW/g

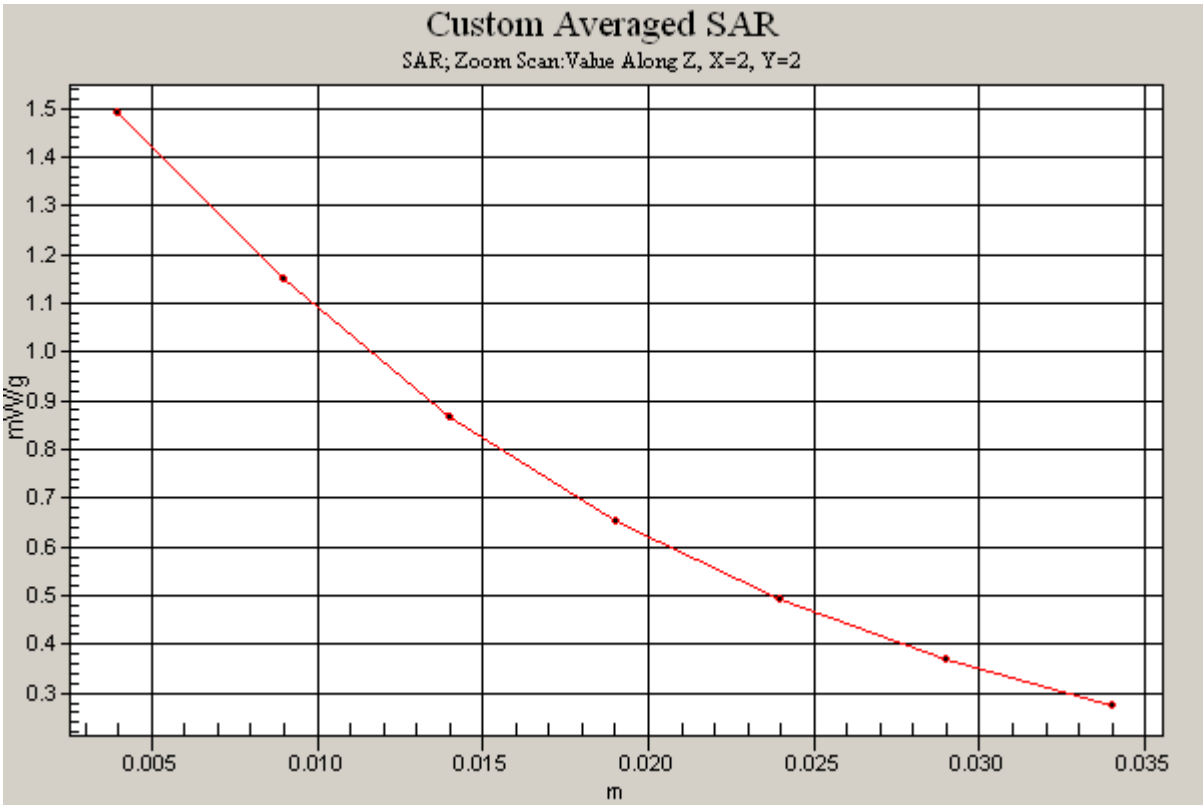

SAMSUNG FCC ID : A3LSPHA800 -- 835MHz CDMA Head SAR

DUT: SPH-A800(Down); Serial: FB-070-A

Program Name: SPH-A800 CDMA Left (Slide Down, Job No.: FB-070)
Procedure Name: Cheek/Touch, Ch.0777, Ant.Intenna, Bat.Standard
Procedure Notes: Meas.Tissue Temp(celsius)-21.0;Test Date-21/Dec/[OET Bulletin 65-Supplement C, July 2001]

Communication System: CDMA; Frequency: 848.31 MHz;Duty Cycle: 1:1
Medium parameters used: f = 848.31 MHz; σ = 0.89 mho/m; ε_r = 41.3; ρ = 1000 kg/m^3
Phantom section: Left Section

DASY4 Configuration:

- Probe: ET3DV6 - SN1551; ConvF(6.54, 6.54, 6.54); Calibrated: 2004-04-27
- Sensor-Surface: 4mm (Mechanical And Optical Surface Detection)
- Electronics: DAE3 Sn486; Calibrated: 2004-08-23
- Phantom: SAM 835/900 MHz; Type: SAM; Serial: TP-1141
- Measurement SW: DASY4, V4.4 Build 3; Postprocessing SW: SEMCAD, V1.8 Build 130

Cheek/Touch, Ch.0777, Ant.Intenna, Bat.Standard/Area Scan (51x71x1): Measurement grid: dx=20mm, dy=20mm

Maximum value of SAR (interpolated) = 1.3 mW/g

Cheek/Touch, Ch.0777, Ant.Intenna, Bat.Standard/Zoom Scan (5x5x7)/Cube 0:

Measurement grid: dx=8mm, dy=8mm, dz=5mm
Reference Value = 31.5 V/m; Power Drift = -0.2 dB
Peak SAR (extrapolated) = 1.46 W/kg
SAR(1 g) = 1.13 mW/g
Maximum value of SAR (measured) = 1.19 mW/g

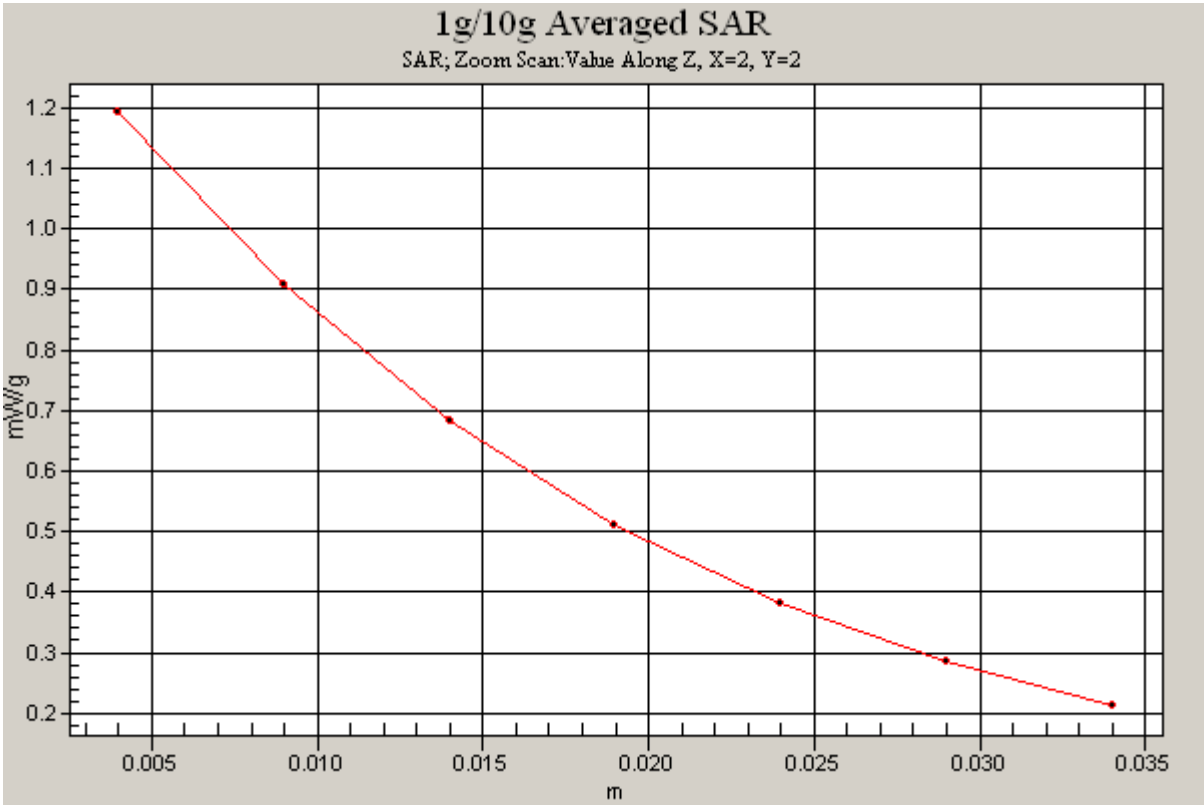

SAMSUNG FCC ID : A3LSPHA800 -- 1900MHz PCS CDMA Head SAR

DUT: SPH-A800(Down); Serial: FB-070-A

Program Name: SPH-A800 PCS Left (Slide Down, Job No.: FB-070)
Procedure Name: Cheek/Touch, Ch.1175, Ant.Intenna, Bat.Standard
Procedure Notes: Meas.Tissue Temp(celsius)-21.3;Test Date-22/Dec/[OET Bulletin 65-Supplement C, July 2001]

Communication System: PCS; Frequency: 1908.75 MHz;Duty Cycle: 1:1
Medium parameters used: f = 1908.75 MHz; σ = 1.4 mho/m; ε_r = 38.5; ρ = 1000 kg/m^3
Phantom section: Left Section

DASY4 Configuration:

- Probe: ET3DV6 - SN1551; ConvF(5, 5, 5); Calibrated: 2004-04-27
- Sensor-Surface: 4mm (Mechanical And Optical Surface Detection)
- Electronics: DAE3 Sn486; Calibrated: 2004-08-23
- Phantom: SAM 1800/1900 MHz; Type: SAM; Serial: TP-1143
- Measurement SW: DASY4, V4.4 Build 3; Postprocessing SW: SEMCAD, V1.8 Build 130

Cheek/Touch, Ch.1175, Ant.Intenna, Bat.Standard/Area Scan (51x71x1): Measurement grid: dx=20mm, dy=20mm

Maximum value of SAR (interpolated) = 0.913 mW/g

Cheek/Touch, Ch.1175, Ant.Intenna, Bat.Standard/Zoom Scan (5x5x7)/Cube 0:

Measurement grid: dx=8mm, dy=8mm, dz=5mm
Reference Value = 23.1 V/m; Power Drift = -0.1 dB
Peak SAR (extrapolated) = 0.971 W/kg
SAR(1 g) = 0.668 mW/g
Maximum value of SAR (measured) = 0.722 mW/g

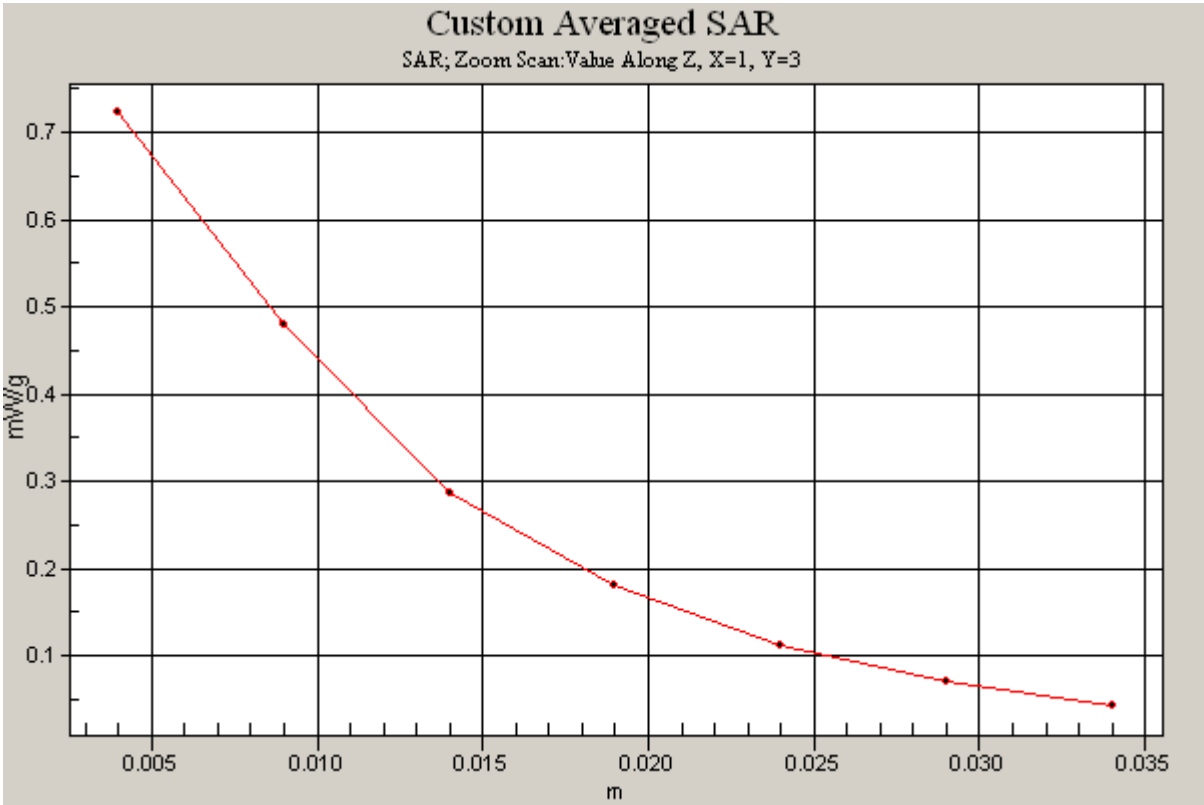

SAMSUNG FCC ID : A3LSPHA800 -- 835MHz AMPS Body SAR

DUT: SPH-A800(Down); Serial: FB-070-A

Program Name: SPH-A800 AMPS Body (Job No.: FB-070)
Procedure Name: Body, Ch.0991, Ant.Intenna, Bat.Standard
Procedure Notes: Meas.Tissue Temp(celsius)-21.4;Test Date-23/Dec/[OET Bulletin 65-Supplement C, July 2001]

Communication System: AMPS; Frequency: 824.04 MHz;Duty Cycle: 1:1
Medium parameters used: f = 824.04 MHz; σ = 0.95 mho/m; ε_r = 53.8; ρ = 1000 kg/m^3
Phantom section: Flat Section

DASY4 Configuration:

- Probe: ET3DV6 - SN1551; ConvF(6.34, 6.34, 6.34); Calibrated: 2004-04-27
- Sensor-Surface: 4mm (Mechanical And Optical Surface Detection)
- Electronics: DAE3 Sn486; Calibrated: 2004-08-23
- Phantom: SAM 835/900 MHz; Type: SAM; Serial: TP-1141
- Measurement SW: DASY4, V4.4 Build 3; Postprocessing SW: SEMCAD, V1.8 Build 130

Body, Ch.0991, Ant.Intenna, Bat.Standard/Area Scan (51x71x1): Measurement grid: dx=20mm, dy=20mm

Maximum value of SAR (interpolated) = 0.909 mW/g

Body, Ch.0991, Ant.Intenna, Bat.Standard/Zoom Scan (5x5x7)/Cube 0: Measurement grid: dx=8mm, dy=8mm, dz=5mm

Reference Value = 23.9 V/m; Power Drift = -0.1 dB
Peak SAR (extrapolated) = 1.03 W/kg
SAR(1 g) = 0.848 mW/g
Maximum value of SAR (measured) = 0.898 mW/g

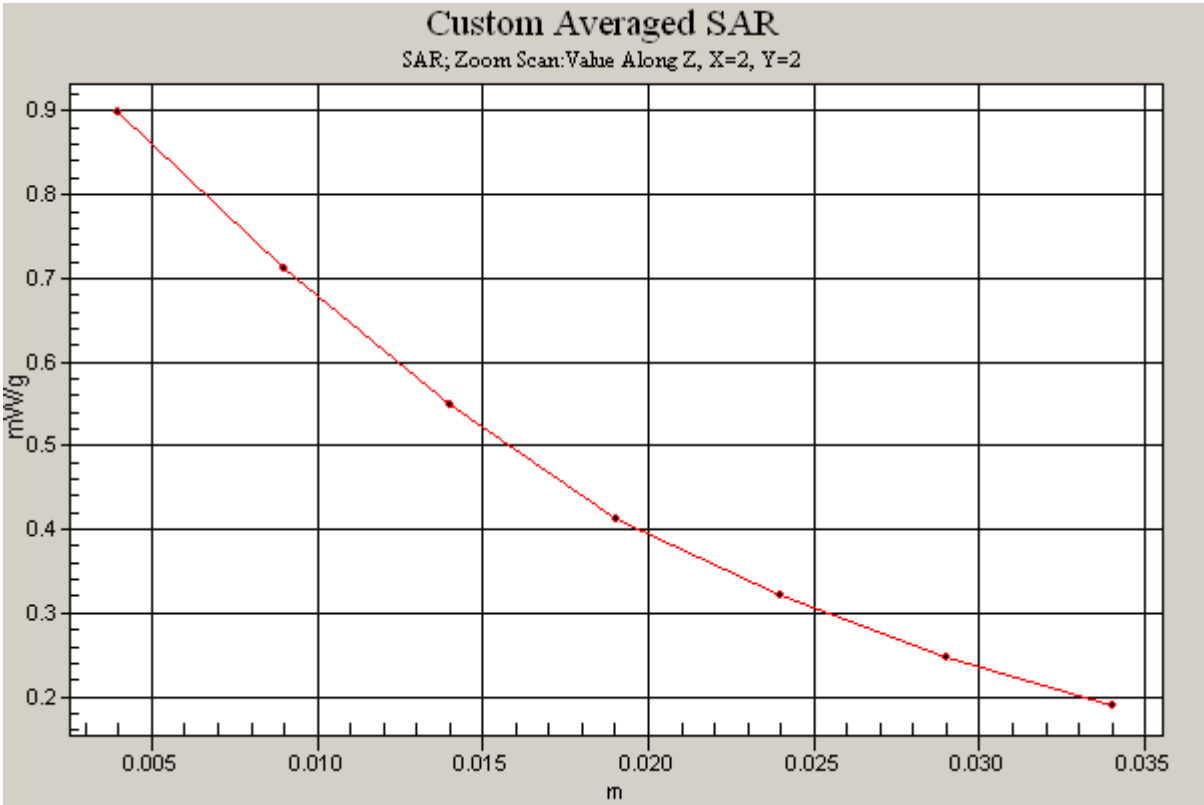

SAMSUNG FCC ID : A3LSPHA800 -- 835MHz CDMA Body SAR

DUT: SPH-A800(Down); Serial: FB-070-A

Program Name: SPH-A800 CDMA Body (Job No.: FB-070)
Procedure Name: Body, Ch.1013, Ant.Intenna, Bat.Standard
Procedure Notes: Meas.Tissue Temp(celsius)-21.4;Test Date-23/Dec/[OET Bulletin 65-Supplement C, July 2001]

Communication System: CDMA; Frequency: 824.7 MHz;Duty Cycle: 1:1
Medium parameters used: f = 824.7 MHz; σ = 0.95 mho/m; ε_r = 53.8; ρ = 1000 kg/m^3
Phantom section: Flat Section

DASY4 Configuration:

- Probe: ET3DV6 - SN1551; ConvF(6.34, 6.34, 6.34); Calibrated: 2004-04-27
- Sensor-Surface: 4mm (Mechanical And Optical Surface Detection)
- Electronics: DAE3 Sn486; Calibrated: 2004-08-23
- Phantom: SAM 835/900 MHz; Type: SAM; Serial: TP-1141
- Measurement SW: DASY4, V4.4 Build 3; Postprocessing SW: SEMCAD, V1.8 Build 130

Body, Ch.1013, Ant.Intenna, Bat.Standard/Area Scan (51x71x1): Measurement grid: dx=20mm, dy=20mm

Maximum value of SAR (interpolated) = 0.708 mW/g

Body, Ch.1013, Ant.Intenna, Bat.Standard/Zoom Scan (5x5x7)/Cube 0: Measurement grid: dx=8mm, dy=8mm, dz=5mm

Reference Value = 14.8 V/m; Power Drift = 0.0 dB
Peak SAR (extrapolated) = 0.772 W/kg
SAR(1 g) = 0.650 mW/g
Maximum value of SAR (measured) = 0.688 mW/g

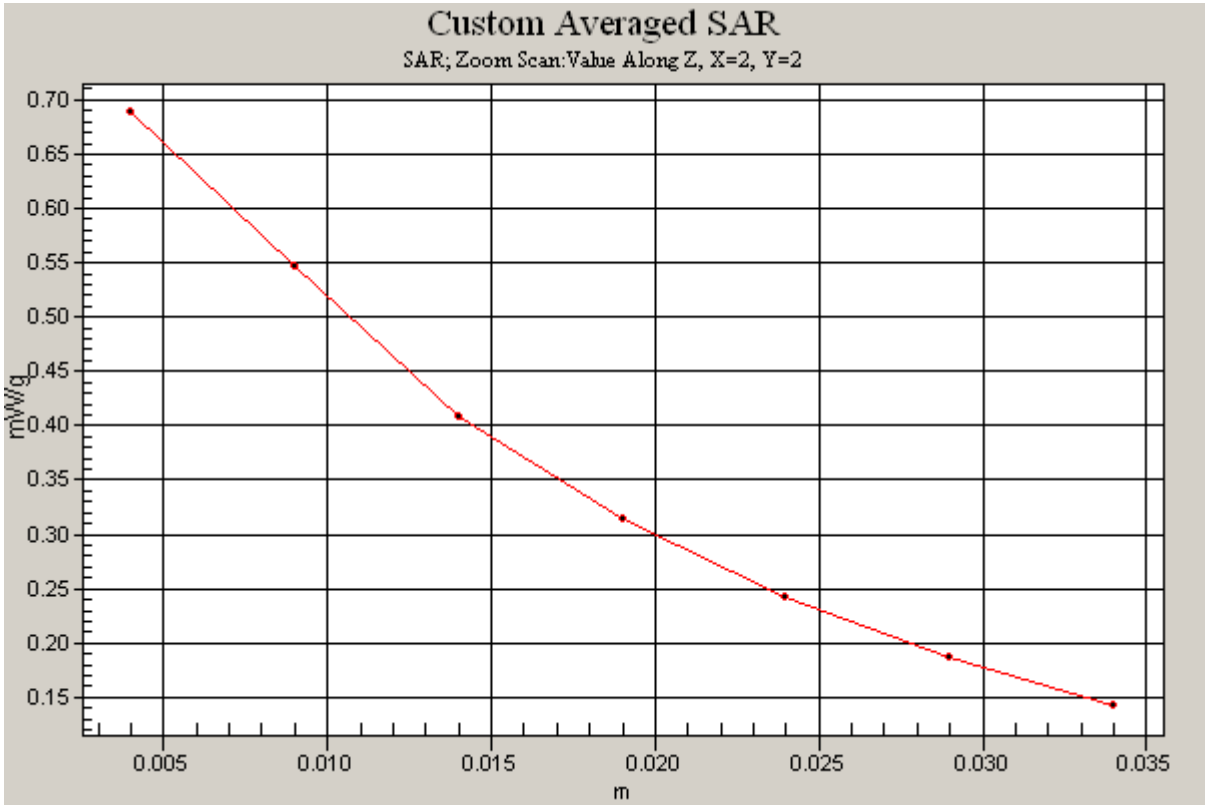

SAMSUNG FCC ID : A3LSPHA800 -- 1900MHz PCS CDMA Body SAR

DUT: SPH-A800(Down); Serial: FB-070-A

Program Name: SPH-A800 PCS Body(Job No.: FB-070)
Procedure Name: Body, Ch.0025, Ant.Intenna, Bat.Standard
Procedure Notes: Meas. Tissue Temp(celsius)- 21.5;Test Date-22/Dec/2004 [OET Bulletin 65-Supplement C, July 2001]

Communication System: PCS; Frequency: 1851.25 MHz;Duty Cycle: 1:1
Medium parameters used: σ = 1.54; mho/m, ε_r = 52.0; ρ = 1000 kg/m^3
Phantom section: Flat Section

DASY4 Configuration:

- Probe: ET3DV6 - SN1551; ConvF(4.51, 4.51, 4.51); Calibrated: 2004-04-27
- Sensor-Surface: 4mm (Mechanical And Optical Surface Detection)
- Electronics: DAE3 Sn486; Calibrated: 2004-08-23
- Phantom: SAM 1800/1900 MHz; Type: SAM; Serial: TP-1143
- Measurement SW: DASY4, V4.4 Build 3; Postprocessing SW: SEMCAD, V1.8 Build 130

Body, Ch.0025, Ant.Intenna, Bat.Standard/Area Scan (51x71x1): Measurement grid: dx=20mm, dy=20mm

Maximum value of SAR (interpolated) = 0.897 mW/g

Body, Ch.0025, Ant.Intenna, Bat.Standard/Zoom Scan (5x5x7)/Cube 0: Measurement grid: dx=8mm, dy=8mm, dz=5mm
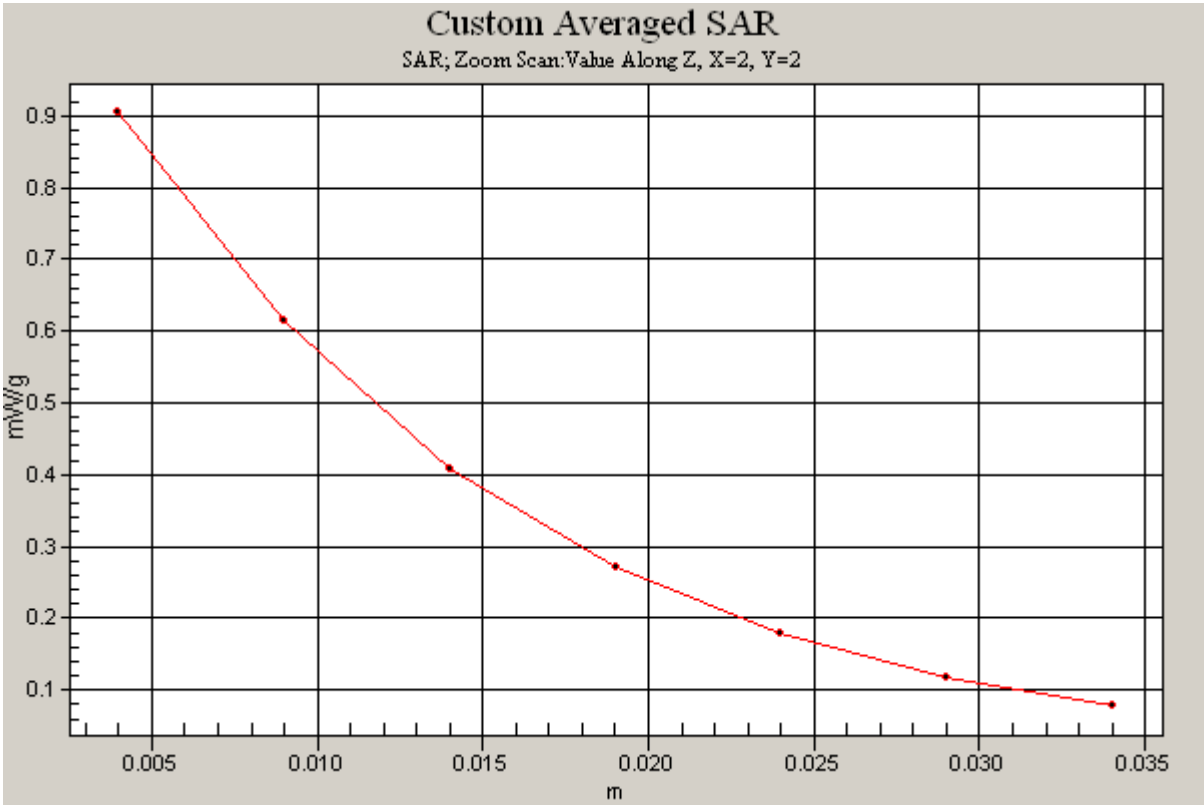
Reference Value = 21.9 V/m; Power Drift = -0.2 dB
Peak SAR (extrapolated) = 1.19 W/kg
SAR(1 g) = 0.819 mW/g
Maximum value of SAR (measured) = 0.904 mW/g