SAMSUNG FCC ID : A3LSPHA860 -- 835MHz AMPS Head SAR

DUT: SPH-A860; Serial: FC-008-B

Program Name: SPH-A860 AMPS Right (Job No.: FC-008)
Procedure Name: Cheek/Touch, Ch.0799, Out, Bat.Extended
Procedure Notes: Meas.Tissue Temp(celsius)-21.3;Test Date-24/Jan/2005[OET Bulletin 65-Supplement C, July 2001]

Communication System: AMPS; Frequency: 848.97 MHz;Duty Cycle: 1:1
Medium parameters used: f = 848.97 MHz; σ = 0.89 mho/m; ε_r = 40.7; ρ = 1000 kg/m^3
Phantom section: Right Section

DASY4 Configuration:

- Probe: ES3DV2 - SN3017; ConvF(6.33, 6.33, 6.33); Calibrated: 2004-09-24
- Sensor-Surface: 4mm (Mechanical Surface Detection)
- Electronics: DAE3 Sn486; Calibrated: 2004-08-23
- Phantom: SAM 835/900 MHz; Type: SAM; Serial: TP-1141
- Measurement SW: DASY4, V4.4 Build 3; Postprocessing SW: SEMCAD, V1.8 Build 130

Cheek/Touch, Ch.0799, Out, Bat.Extended/Area Scan (51x71x1): Measurement grid: dx=20mm, dy=20mm
Maximum value of SAR (interpolated) = 1.52 mW/g

Cheek/Touch, Ch.0799, Out, Bat.Extended/Zoom Scan (5x5x7)/Cube 0: Measurement grid: dx=8mm, dy=8mm, dz=5mm
Reference Value = 5.76 V/m; Power Drift = -0.0 dB
Peak SAR (extrapolated) = 2.15 W/kg
SAR(1 g) = 1.35 mW/g
Maximum value of SAR (measured) = 1.42 mW/g

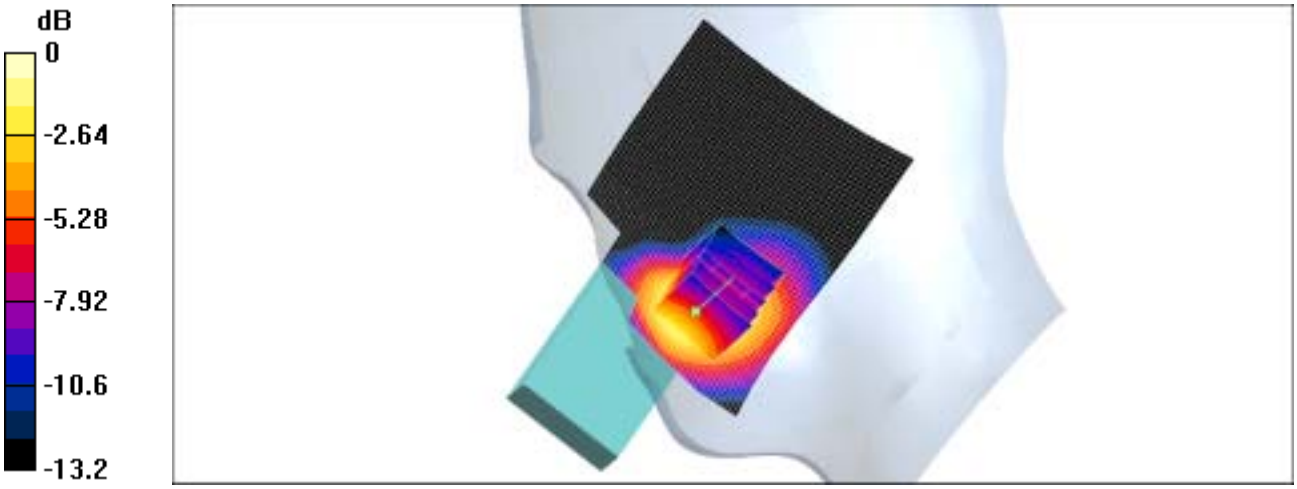

0 dB = 1.42mW/g

SAMSUNG FCC ID : A3LSPHA860 -- 835MHz AMPS Head SAR

DUT: SPH-A860; Serial: FC-008-B

Program Name: SPH-A860 AMPS Right (Job No.: FC-008)
Procedure Name: Ear/Tilt, Ch.0383, Out, Bat.Extended
Procedure Notes: Meas.Tissue Temp(celsius)-21.3;Test Date-24/Jan/2005[OET Bulletin 65-Supplement C, July 2001]

Communication System: AMPS; Frequency: 836.49 MHz;Duty Cycle: 1:1
Medium parameters used: f = 836.49 MHz; σ = 0.89 mho/m; ε_r = 40.7; ρ = 1000 kg/m^3
Phantom section: Right Section

DASY4 Configuration:

- Probe: ES3DV2 - SN3017; ConvF(6.33, 6.33, 6.33); Calibrated: 2004-09-24
- Sensor-Surface: 4mm (Mechanical Surface Detection)
- Electronics: DAE3 Sn486; Calibrated: 2004-08-23
- Phantom: SAM 835/900 MHz; Type: SAM; Serial: TP-1141
- Measurement SW: DASY4, V4.4 Build 3; Postprocessing SW: SEMCAD, V1.8 Build 130

Ear/Tilt, Ch.0383, Out, Bat.Extended/Area Scan (51x71x1): Measurement grid: dx=20mm, dy=20mm
Maximum value of SAR (interpolated) = 0.184 mW/g

Ear/Tilt, Ch.0383, Out, Bat.Extended/Zoom Scan (5x5x7)/Cube 0: Measurement grid: dx=8mm, dy=8mm, dz=5mm
Reference Value = 6.03 V/m; Power Drift = 0.1 dB
Peak SAR (extrapolated) = 0.241 W/kg
SAR(1 g) = 0.180 mW/g
Maximum value of SAR (measured) = 0.189 mW/g

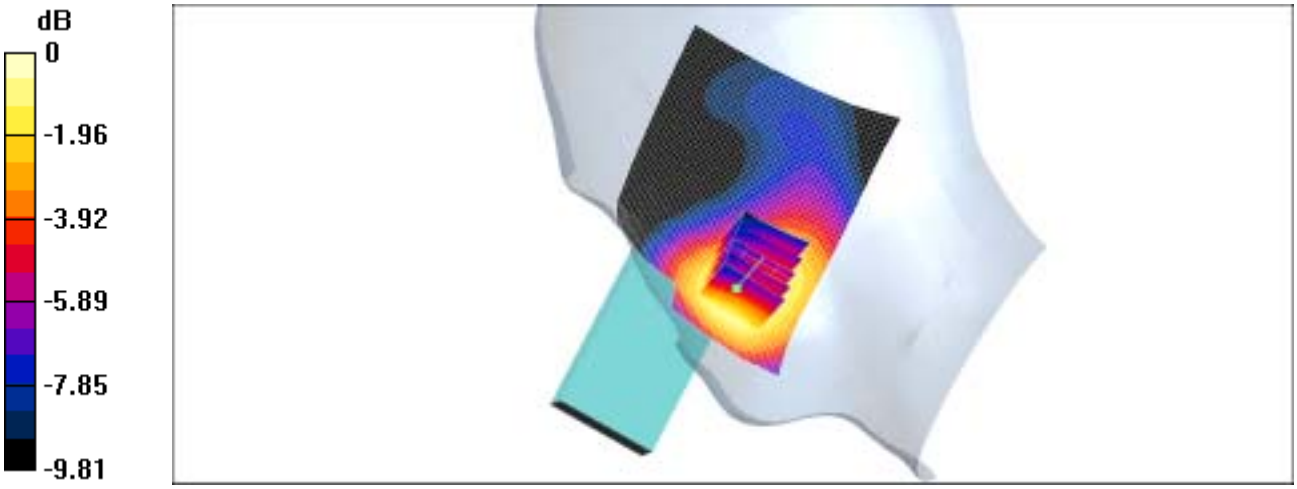

0 dB = 0.189mW/g

SAMSUNG FCC ID : A3LSPHA860 -- 835MHz AMPS Head SAR

DUT: SPH-A860; Serial: FC-008-B

Program Name: SPH-A860 AMPS Left (Job No.: FC-008)
Procedure Name: Cheek/Touch, Ch.0799, Out, Bat.Extended
Procedure Notes: Meas.Tissue Temp(celsius)-21.3;Test Date-24/Jan/2005[OET Bulletin 65-Supplement C, July 2001]

Communication System: AMPS; Frequency: 848.97 MHz;Duty Cycle: 1:1
Medium parameters used: f = 848.97 MHz; σ = 0.89 mho/m; ε_r = 40.7; ρ = 1000 kg/m^3
Phantom section: Left Section

DASY4 Configuration:

- Probe: ES3DV2 - SN3017; ConvF(6.33, 6.33, 6.33); Calibrated: 2004-09-24
- Sensor-Surface: 4mm (Mechanical Surface Detection)
- Electronics: DAE3 Sn486; Calibrated: 2004-08-23
- Phantom: SAM 835/900 MHz; Type: SAM; Serial: TP-1141
- Measurement SW: DASY4, V4.4 Build 3; Postprocessing SW: SEMCAD, V1.8 Build 130

Cheek/Touch, Ch.0799, Out, Bat.Extended/Area Scan (51x71x1): Measurement grid: dx=20mm, dy=20mm
Maximum value of SAR (interpolated) = 1.17 mW/g

Cheek/Touch, Ch.0799, Out, Bat.Extended/Zoom Scan (5x5x7)/Cube 0: Measurement grid: dx=8mm, dy=8mm, dz=5mm
Reference Value = 5.86 V/m; Power Drift = -0.1 dB
Peak SAR (extrapolated) = 1.66 W/kg
SAR(1 g) = 1.17 mW/g
Maximum value of SAR (measured) = 1.18 mW/g

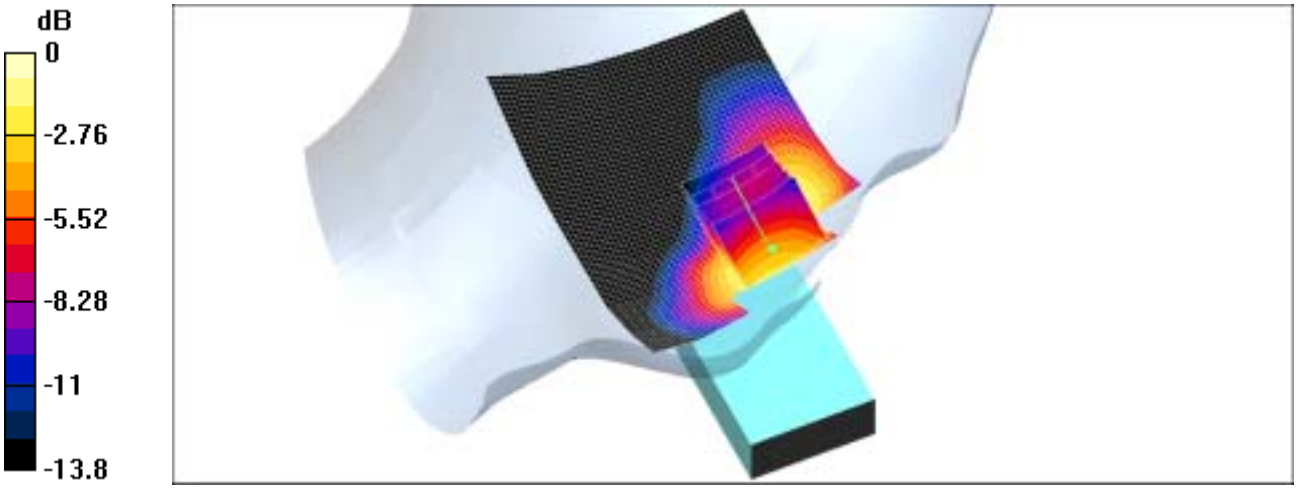

0 dB = 1.18mW/g

SAMSUNG FCC ID : A3LSPHA860 -- 835MHz AMPS Head SAR

DUT: SPH-A860; Serial: FC-008-B

Program Name: SPH-A860 AMPS Left (Job No.: FC-008)
Procedure Name: Ear/Tilt, Ch.0383, Out, Bat.Extended
Procedure Notes: Meas.Tissue Temp(celsius)-21.3;Test Date-24/Jan/2005[OET Bulletin 65-Supplement C, July 2001]

Communication System: AMPS; Frequency: 836.49 MHz;Duty Cycle: 1:1
Medium parameters used: f = 836.49 MHz; σ = 0.89 mho/m; ε_r = 40.7; ρ = 1000 kg/m^3
Phantom section: Left Section

DASY4 Configuration:

- Probe: ES3DV2 - SN3017; ConvF(6.33, 6.33, 6.33); Calibrated: 2004-09-24
- Sensor-Surface: 4mm (Mechanical Surface Detection)
- Electronics: DAE3 Sn486; Calibrated: 2004-08-23
- Phantom: SAM 835/900 MHz; Type: SAM; Serial: TP-1141
- Measurement SW: DASY4, V4.4 Build 3; Postprocessing SW: SEMCAD, V1.8 Build 130

Ear/Tilt, Ch.0383, Out, Bat.Extended/Area Scan (51x71x1): Measurement grid: dx=20mm, dy=20mm

Maximum value of SAR (interpolated) = 0.221 mW/g

Ear/Tilt, Ch.0383, Out, Bat.Extended/Zoom Scan (5x5x7)/Cube 0: Measurement grid: dx=8mm, dy=8mm, dz=5mm

Reference Value = 5.77 V/m; Power Drift = -0.0 dB
Peak SAR (extrapolated) = 0.242 W/kg
SAR(1 g) = 0.182 mW/g
Maximum value of SAR (measured) = 0.189 mW/g

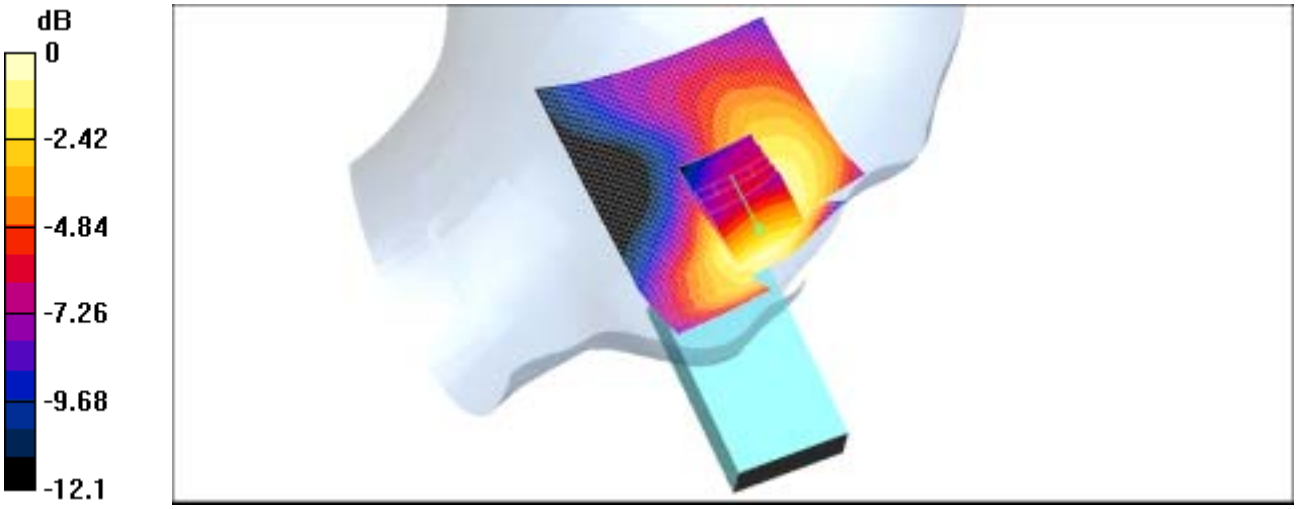

0 dB = 0.189mW/g

SAMSUNG FCC ID : A3LSPHA860 -- 835MHz CDMA Head SAR

DUT: SPH-A860; Serial: FC-008-B

Program Name: SPH-A860 CDMA Right (Job No.: FC-008)
Procedure Name: Cheek/Touch, Ch.0777, Out, Bat.Extended
Procedure Notes: Meas.Tissue Temp(celsius)-21.3;Test Date-24/Jan/2005[OET Bulletin 65-Supplement C, July 2001]

Communication System: CDMA; Frequency: 848.31 MHz;Duty Cycle: 1:1
Medium parameters used: f = 848.31 MHz; σ = 0.89 mho/m; ε_r = 40.7; ρ = 1000 kg/m^3
Phantom section: Right Section

DASY4 Configuration:

- Probe: ES3DV2 - SN3017; ConvF(6.33, 6.33, 6.33); Calibrated: 2004-09-24
- Sensor-Surface: 4mm (Mechanical Surface Detection)
- Electronics: DAE3 Sn486; Calibrated: 2004-08-23
- Phantom: SAM 835/900 MHz; Type: SAM; Serial: TP-1141
- Measurement SW: DASY4, V4.4 Build 3; Postprocessing SW: SEMCAD, V1.8 Build 130

Cheek/Touch, Ch.0777, Out, Bat.Extended/Area Scan (51x71x1): Measurement grid: dx=20mm, dy=20mm
Maximum value of SAR (interpolated) = 1.39 mW/g

Cheek/Touch, Ch.0777, Out, Bat.Extended/Zoom Scan (5x5x7)/Cube 0: Measurement grid: dx=8mm, dy=8mm, dz=5mm
Reference Value = 5.71 V/m; Power Drift = -0.1 dB
Peak SAR (extrapolated) = 1.98 W/kg
SAR(1 g) = 1.24 mW/g
Maximum value of SAR (measured) = 1.3 mW/g

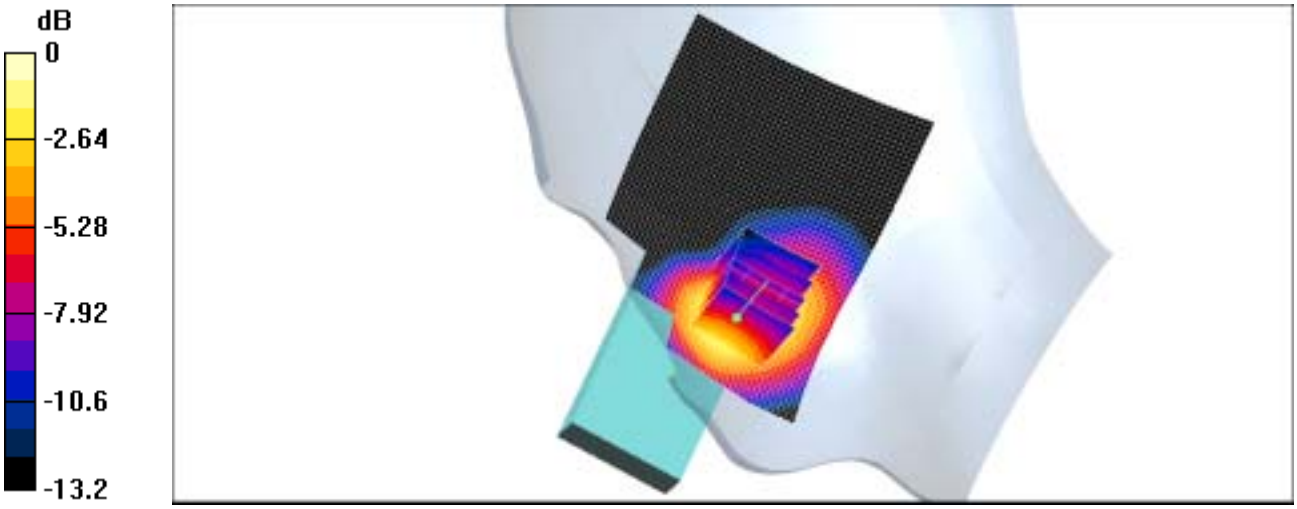

0 dB = 1.3mW/g

SAMSUNG FCC ID : A3LSPHA860 -- 835MHz CDMA Head SAR

DUT: SPH-A860; Serial: FC-008-B

Program Name: SPH-A860 CDMA Right (Job No.: FC-008)
Procedure Name: Ear/Tilt, Ch.0363, Out, Bat.Extended
Procedure Notes: Meas.Tissue Temp(celsius)-21.3;Test Date-24/Jan/2005[OET Bulletin 65-Supplement C, July 2001]

Communication System: CDMA; Frequency: 835.89 MHz;Duty Cycle: 1:1
Medium parameters used: f = 835.89 MHz; σ = 0.89 mho/m; ε_r = 40.7; ρ = 1000 kg/m^3
Phantom section: Right Section

DASY4 Configuration:

- Probe: ES3DV2 - SN3017; ConvF(6.33, 6.33, 6.33); Calibrated: 2004-09-24
- Sensor-Surface: 4mm (Mechanical Surface Detection)
- Electronics: DAE3 Sn486; Calibrated: 2004-08-23
- Phantom: SAM 835/900 MHz; Type: SAM; Serial: TP-1141
- Measurement SW: DASY4, V4.4 Build 3; Postprocessing SW: SEMCAD, V1.8 Build 130

Ear/Tilt, Ch.0363, Out, Bat.Extended/Area Scan (51x71x1): Measurement grid: dx=20mm, dy=20mm
Maximum value of SAR (interpolated) = 0.163 mW/g

Ear/Tilt, Ch.0363, Out, Bat.Extended/Zoom Scan (5x5x7)/Cube 0: Measurement grid: dx=8mm, dy=8mm, dz=5mm
Reference Value = 5.49 V/m; Power Drift = -0.1 dB
Peak SAR (extrapolated) = 0.209 W/kg
SAR(1 g) = 0.156 mW/g
Maximum value of SAR (measured) = 0.165 mW/g

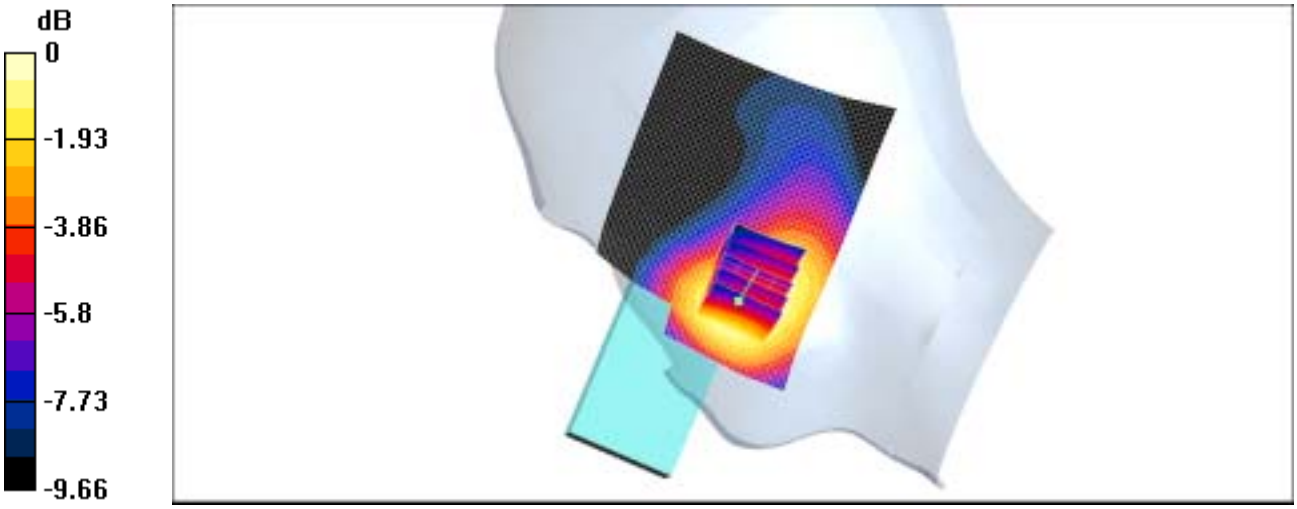

0 dB = 0.165mW/g

SAMSUNG FCC ID : A3LSPHA860 -- 835MHz CDMA Head SAR

DUT: SPH-A860; Serial: FC-008-B

Program Name: SPH-A860 CDMA Left (Job No.: FC-008)
Procedure Name: Cheek/Touch, Ch.0777, Out, Bat.Standard
Procedure Notes: Meas.Tissue Temp(celsius)-21.3;Test Date-24/Jan/2005[OET Bulletin 65-Supplement C, July 2001]

Communication System: CDMA; Frequency: 848.31 MHz;Duty Cycle: 1:1
Medium parameters used: f = 848.31 MHz; σ = 0.89 mho/m; ε_r = 40.7; ρ = 1000 kg/m^3
Phantom section: Left Section

DASY4 Configuration:

- Probe: ES3DV2 - SN3017; ConvF(6.33, 6.33, 6.33); Calibrated: 2004-09-24
- Sensor-Surface: 4mm (Mechanical Surface Detection)
- Electronics: DAE3 Sn486; Calibrated: 2004-08-23
- Phantom: SAM 835/900 MHz; Type: SAM; Serial: TP-1141
- Measurement SW: DASY4, V4.4 Build 3; Postprocessing SW: SEMCAD, V1.8 Build 130

Cheek/Touch, Ch.0777, Out, Bat.Standard/Area Scan (51x71x1): Measurement grid: dx=20mm, dy=20mm
Maximum value of SAR (interpolated) = 1.05 mW/g

Cheek/Touch, Ch.0777, Out, Bat.Standard/Zoom Scan (5x5x7)/Cube 0: Measurement grid: dx=8mm, dy=8mm, dz=5mm
Reference Value = 5.12 V/m; Power Drift = 0.0004 dB
Peak SAR (extrapolated) = 1.47 W/kg
SAR(1 g) = 1.02 mW/g
Maximum value of SAR (measured) = 1.03 mW/g

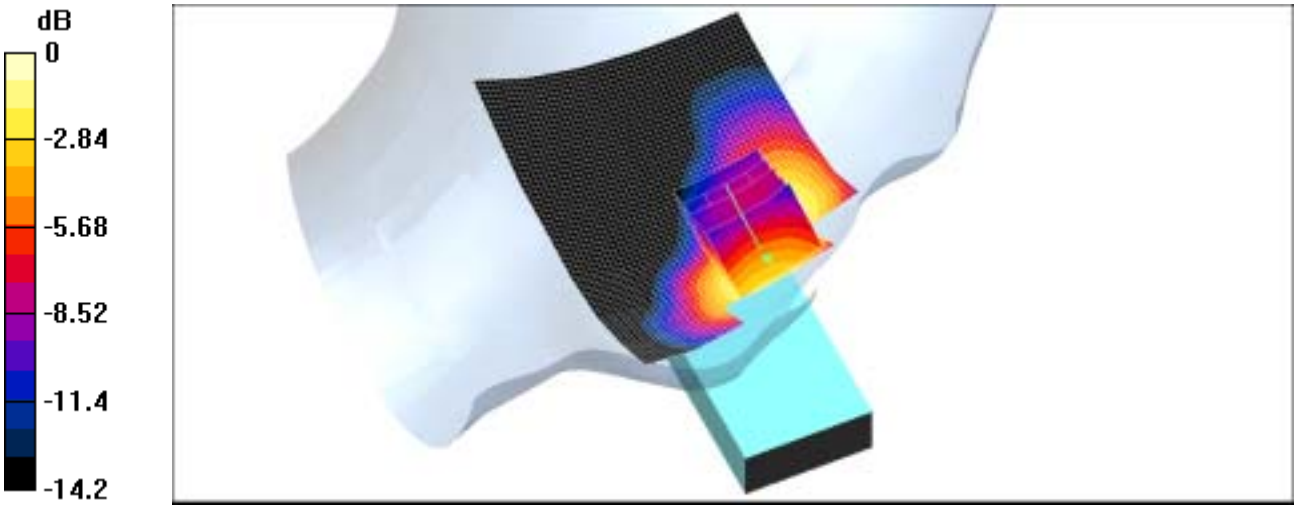

0 dB = 1.03mW/g

SAMSUNG FCC ID : A3LSPHA860 -- 835MHz CDMA Head SAR

DUT: SPH-A860; Serial: FC-008-B

Program Name: SPH-A860 CDMA Left (Job No.: FC-008)
Procedure Name: Ear/Tilt, Ch.0363, Out, Bat.Extended
Procedure Notes: Meas.Tissue Temp(celsius)-21.3;Test Date-24/Jan/2005[OET Bulletin 65-Supplement C, July 2001]

Communication System: CDMA; Frequency: 835.89 MHz;Duty Cycle: 1:1
Medium parameters used: f = 835.89 MHz; σ = 0.89 mho/m; ε_r = 40.7; ρ = 1000 kg/m^3
Phantom section: Left Section

DASY4 Configuration:

- Probe: ES3DV2 - SN3017; ConvF(6.33, 6.33, 6.33); Calibrated: 2004-09-24
- Sensor-Surface: 4mm (Mechanical Surface Detection)
- Electronics: DAE3 Sn486; Calibrated: 2004-08-23
- Phantom: SAM 835/900 MHz; Type: SAM; Serial: TP-1141
- Measurement SW: DASY4, V4.4 Build 3; Postprocessing SW: SEMCAD, V1.8 Build 130

Ear/Tilt, Ch.0363, Out, Bat.Extended/Area Scan (51x71x1): Measurement grid: dx=20mm, dy=20mm
Maximum value of SAR (interpolated) = 0.164 mW/g

Ear/Tilt, Ch.0363, Out, Bat.Extended/Zoom Scan (5x5x7)/Cube 0: Measurement grid: dx=8mm, dy=8mm, dz=5mm
Reference Value = 5.26 V/m; Power Drift = -0.1 dB
Peak SAR (extrapolated) = 0.185 W/kg
SAR(1 g) = 0.139 mW/g
Maximum value of SAR (measured) = 0.146 mW/g

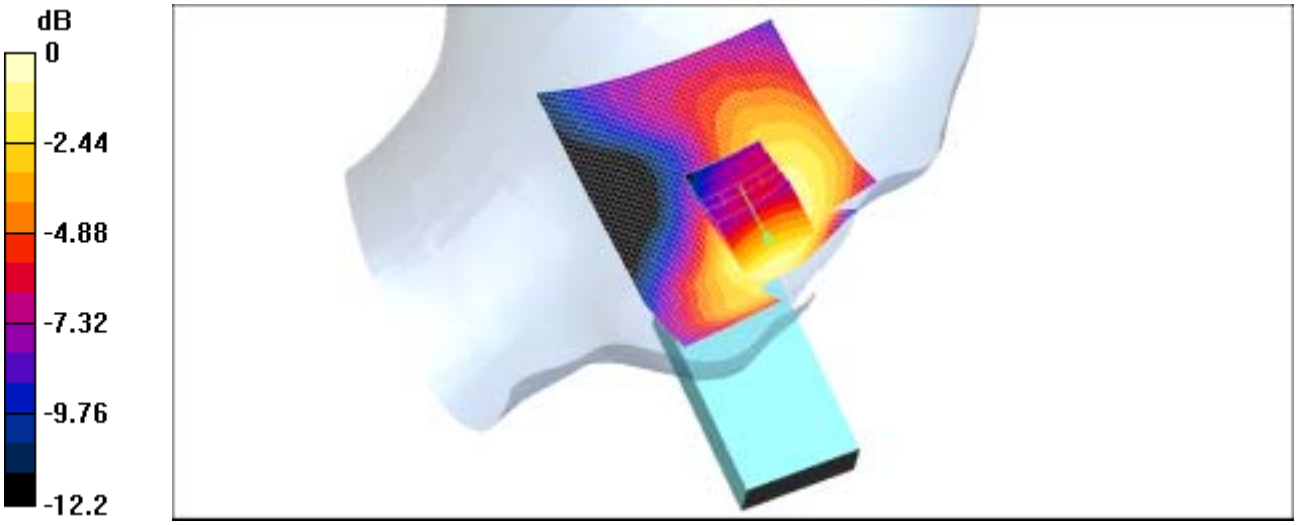

0 dB = 0.146mW/g

SAMSUNG FCC ID : A3LSPHA860 -- 1900MHz PCS CDMA Head SAR

DUT: SPH-A860; Serial: FC-008-B

Program Name: SPH-A860 PCS Right (Job No.: FC-008)
Procedure Name: Cheek/Touch, Ch.0600, In, Bat.Extended
Procedure Notes: Meas.Tissue Temp(celsius)-21.5;Test Date-25/Jan/2005[OET Bulletin 65-Supplement C, July 2001]

Communication System: PCS; Frequency: 1880 MHz;Duty Cycle: 1:1
Medium parameters used: $\sigma = 1.42$; mho/m, $\varepsilon_r = 39.3017$; $\rho = 1000$ kg/m^3
Phantom section: Right Section

DASY4 Configuration:

- Probe: ES3DV2 - SN3017; ConvF(5.11, 5.11, 5.11); Calibrated: 2004-09-24
- Sensor-Surface: 4mm (Mechanical Surface Detection)
- Electronics: DAE3 Sn486; Calibrated: 2004-08-23
- Phantom: SAM 1800/1900 MHz; Type: SAM; Serial: TP-1143
- Measurement SW: DASY4, V4.4 Build 3; Postprocessing SW: SEMCAD, V1.8 Build 130

Cheek/Touch, Ch.0600, In, Bat.Extended/Area Scan (51x71x1): Measurement grid: dx=20mm, dy=20mm

Maximum value of SAR (interpolated) = 1.42 mW/g

Cheek/Touch, Ch.0600, In, Bat.Extended/Zoom Scan (5x5x7)/Cube 0: Measurement grid: dx=8mm, dy=8mm, dz=5mm

Reference Value = 7.3 V/m; Power Drift = 0.0 dB
Peak SAR (extrapolated) = 2.31 W/kg
SAR(1 g) = 1.39 mW/g
Maximum value of SAR (measured) = 1.49 mW/g



0 dB = 1.49mW/g

SAMSUNG FCC ID : A3LSPHA860 -- 1900MHz PCS CDMA Head SAR

DUT: SPH-A860; Serial: FC-008-B

Program Name: SPH-A860 PCS Right (Job No.: FC-008)
Procedure Name: Ear/Tilt, Ch.0600, In, Bat.Extended
Procedure Notes: Meas.Tissue Temp(celsius)-21.5;Test Date-25/Jan/2005[OET Bulletin 65-Supplement C, July 2001]

Communication System: PCS; Frequency: 1880 MHz;Duty Cycle: 1:1
Medium parameters used: $\sigma = 1.42$; mho/m, $\varepsilon_r = 39.3$; $\rho = 1000$ kg/m^3
Phantom section: Right Section

DASY4 Configuration:

- Probe: ES3DV2 - SN3017; ConvF(5.11, 5.11, 5.11); Calibrated: 2004-09-24
- Sensor-Surface: 4mm (Mechanical Surface Detection)
- Electronics: DAE3 Sn486; Calibrated: 2004-08-23
- Phantom: SAM 1800/1900 MHz; Type: SAM; Serial: TP-1143
- Measurement SW: DASY4, V4.4 Build 3; Postprocessing SW: SEMCAD, V1.8 Build 130

Ear/Tilt, Ch.0600, In, Bat.Extended/Area Scan (51x71x1): Measurement grid: dx=20mm, dy=20mm

Maximum value of SAR (interpolated) = 0.747 mW/g

Ear/Tilt, Ch.0600, In, Bat.Extended/Zoom Scan (5x5x7)/Cube 0: Measurement grid: dx=8mm, dy=8mm, dz=5mm

Reference Value = 17.2 V/m; Power Drift = -0.0 dB
Peak SAR (extrapolated) = 0.819 W/kg
SAR(1 g) = 0.553 mW/g
Maximum value of SAR (measured) = 0.584 mW/g



0 dB = 0.584mW/g

SAMSUNG FCC ID : A3LSPHA860 -- 1900MHz PCS CDMA Head SAR

DUT: SPH-A860; Serial: FC-008-B

Program Name: SPH-A860 PCS Left (Job No.: FC-008)
Procedure Name: Cheek/Touch, Ch.0600, In, Bat.Extended
Procedure Notes: Meas.Tissue Temp(celsius)-21.5;Test Date-25/Jan/2005[OET Bulletin 65-Supplement C, July 2001]

Communication System: PCS; Frequency: 1880 MHz;Duty Cycle: 1:1
Medium parameters used: σ = 1.42; mho/m, ε_r = 39.3; ρ = 1000 kg/m^3
Phantom section: Left Section

DASY4 Configuration:

- Probe: ES3DV2 - SN3017; ConvF(5.11, 5.11, 5.11); Calibrated: 2004-09-24
- Sensor-Surface: 4mm (Mechanical Surface Detection)
- Electronics: DAE3 Sn486; Calibrated: 2004-08-23
- Phantom: SAM 1800/1900 MHz; Type: SAM; Serial: TP-1143
- Measurement SW: DASY4, V4.4 Build 3; Postprocessing SW: SEMCAD, V1.8 Build 130

Cheek/Touch, Ch.0600, In, Bat.Extended/Area Scan (51x71x1): Measurement grid: dx=20mm, dy=20mm
Maximum value of SAR (interpolated) = 1.15 mW/g

Cheek/Touch, Ch.0600, In, Bat.Extended/Zoom Scan (5x5x7)/Cube 0: Measurement grid: dx=8mm, dy=8mm, dz=5mm
Reference Value = 8.12 V/m; Power Drift = -0.0 dB
Peak SAR (extrapolated) = 1.95 W/kg
SAR(1 g) = 1.22 mW/g
Maximum value of SAR (measured) = 1.34 mW/g

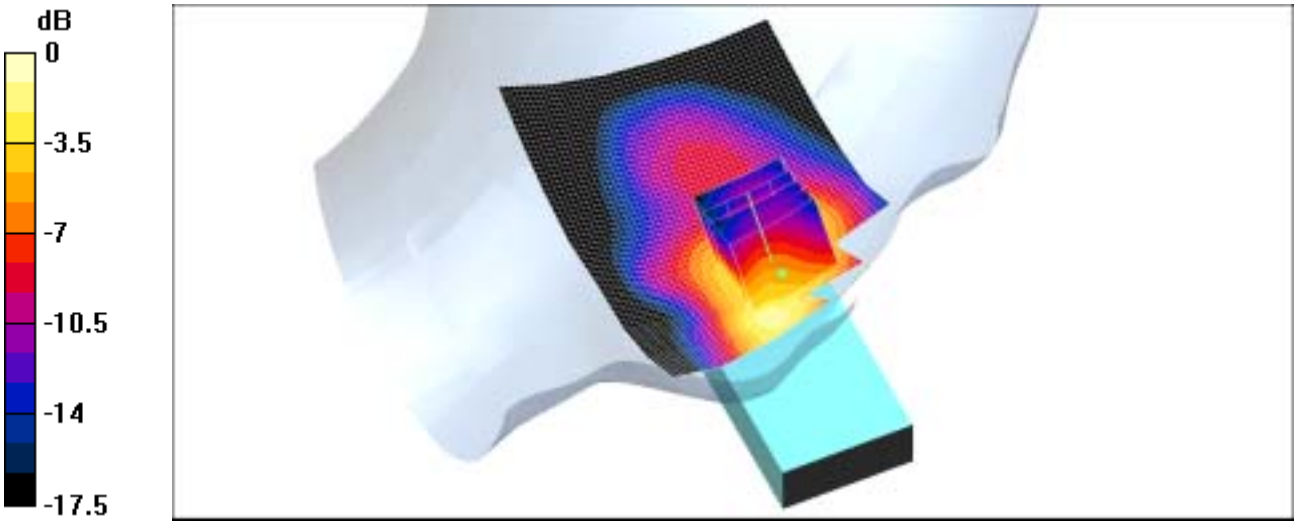

0 dB = 1.34mW/g

SAMSUNG FCC ID : A3LSPHA860 -- 1900MHz PCS CDMA Head SAR

DUT: SPH-A860; Serial: FC-008-B

Program Name: SPH-A860 PCS Left (Job No.: FC-008)
Procedure Name: Ear/Tilt, Ch.0600, In, Bat.Extended
Procedure Notes: Meas.Tissue Temp(celsius)-21.5;Test Date-25/Jan/2005[OET Bulletin 65-Supplement C, July 2001]

Communication System: PCS; Frequency: 1880 MHz;Duty Cycle: 1:1
Medium parameters used: $\sigma = 1.42$; mho/m, $\varepsilon_r = 39.3$; $\rho = 1000$ kg/m^3
Phantom section: Left Section

DASY4 Configuration:

- Probe: ES3DV2 - SN3017; ConvF(5.11, 5.11, 5.11); Calibrated: 2004-09-24
- Sensor-Surface: 4mm (Mechanical Surface Detection)
- Electronics: DAE3 Sn486; Calibrated: 2004-08-23
- Phantom: SAM 1800/1900 MHz; Type: SAM; Serial: TP-1143
- Measurement SW: DASY4, V4.4 Build 3; Postprocessing SW: SEMCAD, V1.8 Build 130

Ear/Tilt, Ch.0600, In, Bat.Extended/Area Scan (51x71x1): Measurement grid: dx=20mm, dy=20mm

Maximum value of SAR (interpolated) = 0.622 mW/g

Ear/Tilt, Ch.0600, In, Bat.Extended/Zoom Scan (5x5x7)/Cube 0: Measurement grid: dx=8mm, dy=8mm, dz=5mm

Reference Value = 16.1 V/m; Power Drift = 0.0 dB
Peak SAR (extrapolated) = 0.761 W/kg
SAR(1 g) = 0.535 mW/g
Maximum value of SAR (measured) = 0.568 mW/g



0 dB = 0.568mW/g

SAMSUNG FCC ID : A3LSPHA860 -- 835MHz AMPS Body SAR

DUT: SPH-A860 (Body); Serial: FC-008-B

Program Name: SPH-A860 AMPS Body (Job No.: FC-008)
Procedure Name: Body, Ch.799, Ant.Out, Bat.Extended
Procedure Notes: Meas.Tissue Temp(celsius)-21.8;Test Date-26/Jan/2005[OET Bulletin 65-Supplement C, July 2001]

Communication System: AMPS; Frequency: 848.97 MHz;Duty Cycle: 1:1
Medium parameters used: f = 848.97 MHz; σ = 0.95 mho/m; ε_r = 53.3; ρ = 1000 kg/m^3
Phantom section: Flat Section

DASY4 Configuration:

- Probe: ES3DV2 - SN3017; ConvF(6.28, 6.28, 6.28); Calibrated: 2004-09-24
- Sensor-Surface: 4mm (Mechanical Surface Detection)
- Electronics: DAE3 Sn486; Calibrated: 2004-08-23
- Phantom: SAM 835/900 MHz; Type: SAM; Serial: TP-1141
- Measurement SW: DASY4, V4.4 Build 3; Postprocessing SW: SEMCAD, V1.8 Build 130

Body, Ch.799, Ant.Out, Bat.Extended/Area Scan (51x71x1): Measurement grid: dx=20mm, dy=20mm
Maximum value of SAR (interpolated) = 1.33 mW/g

Body, Ch.799, Ant.Out, Bat.Extended/Zoom Scan (5x5x7)/Cube 0: Measurement grid: dx=8mm, dy=8mm, dz=5mm
Reference Value = 32.4 V/m; Power Drift = -0.2 dB
Peak SAR (extrapolated) = 1.61 W/kg
SAR(1 g) = 1.21 mW/g
Maximum value of SAR (measured) = 1.28 mW/g

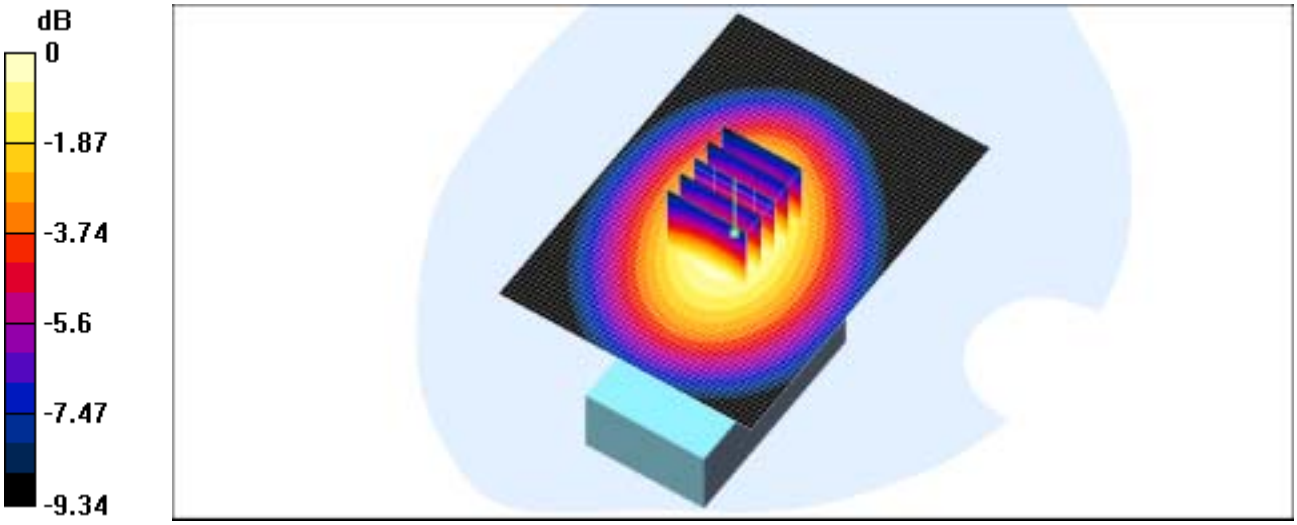

0 dB = 1.28mW/g

SAMSUNG FCC ID : A3LSPHA860 -- 835MHz CDMA Body SAR

DUT: SPH-A860 (Body); Serial: FC-008-B

Program Name: SPH-A860 CDMA Body (Job No.: FC-008)
Procedure Name: Body, Ch.0777, Ant.Out, Bat.Extended
Procedure Notes: Meas.Tissue Temp(celsius)-21.8;Test Date-26/Jan/2005[OET Bulletin 65-Supplement C, July 2001]

Communication System: CDMA; Frequency: 848.31 MHz;Duty Cycle: 1:1
Medium parameters used: f = 848.31 MHz; σ = 0.95 mho/m; ε_r = 53.3; ρ = 1000 kg/m^3
Phantom section: Flat Section

DASY4 Configuration:

- Probe: ES3DV2 - SN3017; ConvF(6.28, 6.28, 6.28); Calibrated: 2004-09-24
- Sensor-Surface: 4mm (Mechanical Surface Detection)
- Electronics: DAE3 Sn486; Calibrated: 2004-08-23
- Phantom: SAM 835/900 MHz; Type: SAM; Serial: TP-1141
- Measurement SW: DASY4, V4.4 Build 3; Postprocessing SW: SEMCAD, V1.8 Build 130

Body, Ch.0777, Ant.Out, Bat.Extended/Area Scan (51x71x1): Measurement grid: dx=20mm, dy=20mm
Maximum value of SAR (interpolated) = 1.03 mW/g

Body, Ch.0777, Ant.Out, Bat.Extended/Zoom Scan (5x5x7)/Cube 0: Measurement grid: dx=8mm, dy=8mm, dz=5mm
Reference Value = 31.5 V/m; Power Drift = -0.1 dB
Peak SAR (extrapolated) = 1.25 W/kg
SAR(1 g) = 0.939 mW/g
Maximum value of SAR (measured) = 0.995 mW/g

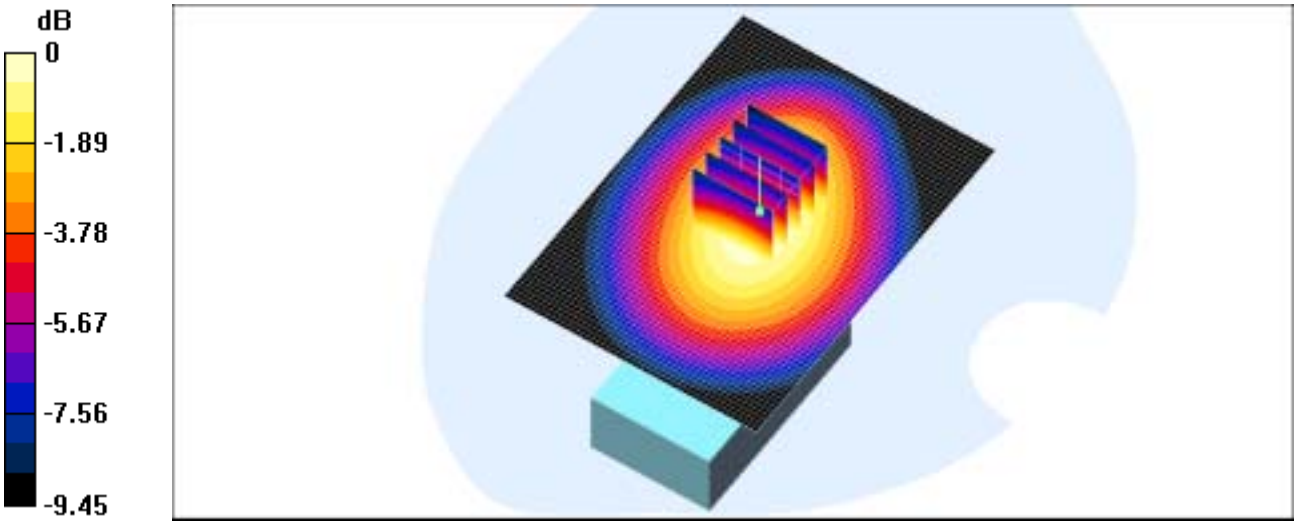

0 dB = 0.995mW/g

SAMSUNG FCC ID : A3LSPHA860 -- 1900MHz PCS CDMA Body SAR

DUT: SPH-A860 (Body); Serial: FC-008-B

Program Name: SPH-A860 PCS Body (Job No.: FC-008)
Procedure Name: Body, Ch.0025, Ant.Out, Bat.Extended
Procedure Notes: Meas.Tissue Temp(celsius)-21.7;Test Date-25/Jan/2005[OET Bulletin 65-Supplement C, July 2001]

Communication System: PCS; Frequency: 1851.25 MHz;Duty Cycle: 1:1
Medium parameters used: $\sigma = 1.55$; mho/m, $\varepsilon_r = 50.8$; $\rho = 1000$ kg/m^3
Phantom section: Flat Section

DASY4 Configuration:

- Probe: ES3DV2 - SN3017; ConvF(4.46, 4.46, 4.46); Calibrated: 2004-09-24
- Sensor-Surface: 4mm (Mechanical Surface Detection)
- Electronics: DAE3 Sn486; Calibrated: 2004-08-23
- Phantom: SAM 1800/1900 MHz; Type: SAM; Serial: TP-1143
- Measurement SW: DASY4, V4.4 Build 3; Postprocessing SW: SEMCAD, V1.8 Build 130

Body, Ch.0025, Ant.Out, Bat.Extended/Area Scan (51x71x1): Measurement grid: dx=20mm, dy=20mm
Maximum value of SAR (interpolated) = 1.03 mW/g

Body, Ch.0025, Ant.Out, Bat.Extended/Zoom Scan (5x5x7)/Cube 0: Measurement grid: dx=8mm, dy=8mm, dz=5mm
Reference Value = 14.2 V/m; Power Drift = -0.1 dB
Peak SAR (extrapolated) = 1.34 W/kg
SAR(1 g) = 0.917 mW/g
Maximum value of SAR (measured) = 1 mW/g

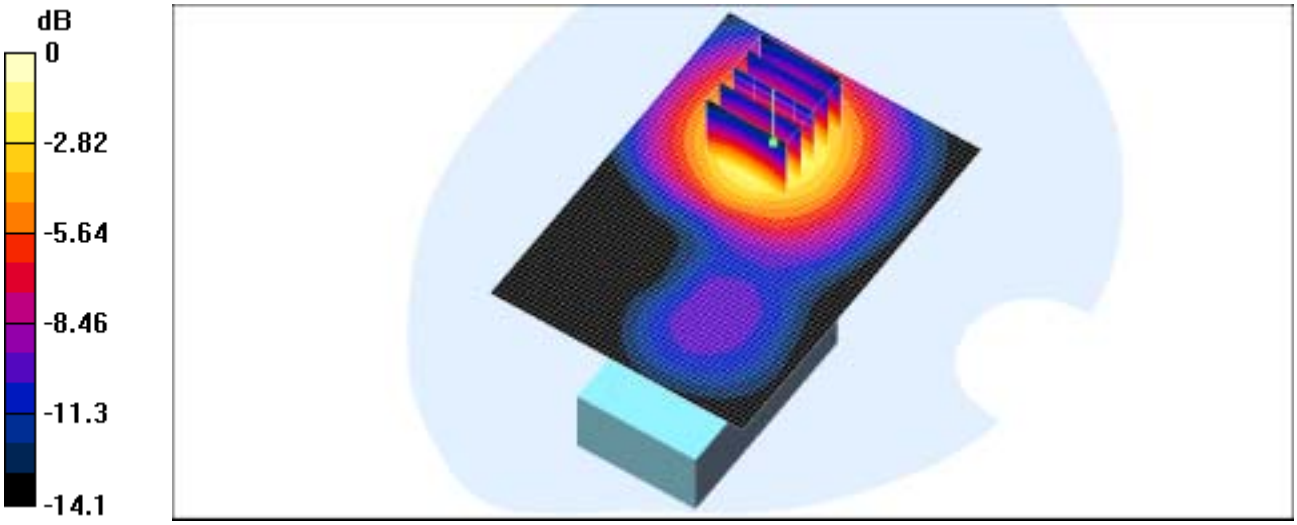

0 dB = 1mW/g

SAMSUNG FCC ID : A3LSPHA860 -- 835MHz AMPS Head SAR

DUT: SPH-A860; Serial: FC-008-B

Program Name: SPH-A860 AMPS Right (Job No.: FC-008)
Procedure Name: Cheek/Touch, Ch.0799, Out, Bat.Extended
Procedure Notes: Meas.Tissue Temp(celsius)-21.3;Test Date-24/Jan/2005[OET Bulletin 65-Supplement C, July 2001]

Communication System: AMPS; Frequency: 848.97 MHz;Duty Cycle: 1:1
Medium parameters used: f = 848.97 MHz; σ = 0.89 mho/m; ε_r = 40.7; ρ = 1000 kg/m^3
Phantom section: Right Section

DASY4 Configuration:

- Probe: ES3DV2 - SN3017; ConvF(6.33, 6.33, 6.33); Calibrated: 2004-09-24
- Sensor-Surface: 4mm (Mechanical Surface Detection)
- Electronics: DAE3 Sn486; Calibrated: 2004-08-23
- Phantom: SAM 835/900 MHz; Type: SAM; Serial: TP-1141
- Measurement SW: DASY4, V4.4 Build 3; Postprocessing SW: SEMCAD, V1.8 Build 130

Cheek/Touch, Ch.0799, Out, Bat.Extended/Area Scan (51x71x1): Measurement grid: dx=20mm, dy=20mm
Maximum value of SAR (interpolated) = 1.52 mW/g

Cheek/Touch, Ch.0799, Out, Bat.Extended/Zoom Scan (5x5x7)/Cube 0: Measurement grid: dx=8mm, dy=8mm, dz=5mm
Reference Value = 5.76 V/m; Power Drift = -0.0 dB
Peak SAR (extrapolated) = 2.15 W/kg
SAR(1 g) = 1.35 mW/g
Maximum value of SAR (measured) = 1.42 mW/g

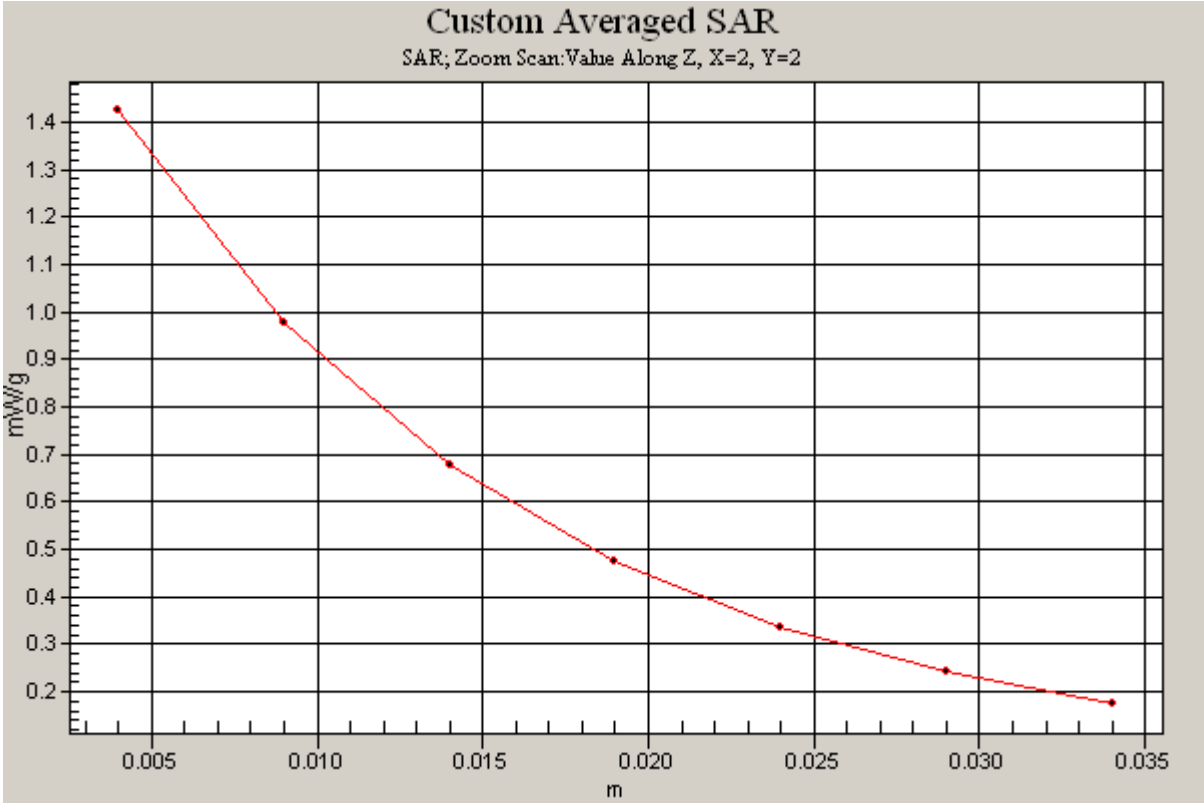

SAMSUNG FCC ID : A3LSPHA860 -- 835MHz CDMA Head SAR

DUT: SPH-A860; Serial: FC-008-B

Program Name: SPH-A860 CDMA Right (Job No.: FC-008)
Procedure Name: Cheek/Touch, Ch.0777, Out, Bat.Extended
Procedure Notes: Meas.Tissue Temp(celsius)-21.3;Test Date-24/Jan/2005[OET Bulletin 65-Supplement C, July 2001]

Communication System: CDMA; Frequency: 848.31 MHz;Duty Cycle: 1:1
Medium parameters used: f = 848.31 MHz; σ = 0.89 mho/m; ε_r = 40.7; ρ = 1000 kg/m^3
Phantom section: Right Section

DASY4 Configuration:

- Probe: ES3DV2 - SN3017; ConvF(6.33, 6.33, 6.33); Calibrated: 2004-09-24
- Sensor-Surface: 4mm (Mechanical Surface Detection)
- Electronics: DAE3 Sn486; Calibrated: 2004-08-23
- Phantom: SAM 835/900 MHz; Type: SAM; Serial: TP-1141
- Measurement SW: DASY4, V4.4 Build 3; Postprocessing SW: SEMCAD, V1.8 Build 130

Cheek/Touch, Ch.0777, Out, Bat.Extended/Area Scan (51x71x1): Measurement grid: dx=20mm, dy=20mm
Maximum value of SAR (interpolated) = 1.39 mW/g

Cheek/Touch, Ch.0777, Out, Bat.Extended/Zoom Scan (5x5x7)/Cube 0: Measurement grid: dx=8mm, dy=8mm, dz=5mm
Reference Value = 5.71 V/m; Power Drift = -0.1 dB
Peak SAR (extrapolated) = 1.98 W/kg
SAR(1 g) = 1.24 mW/g
Maximum value of SAR (measured) = 1.3 mW/g

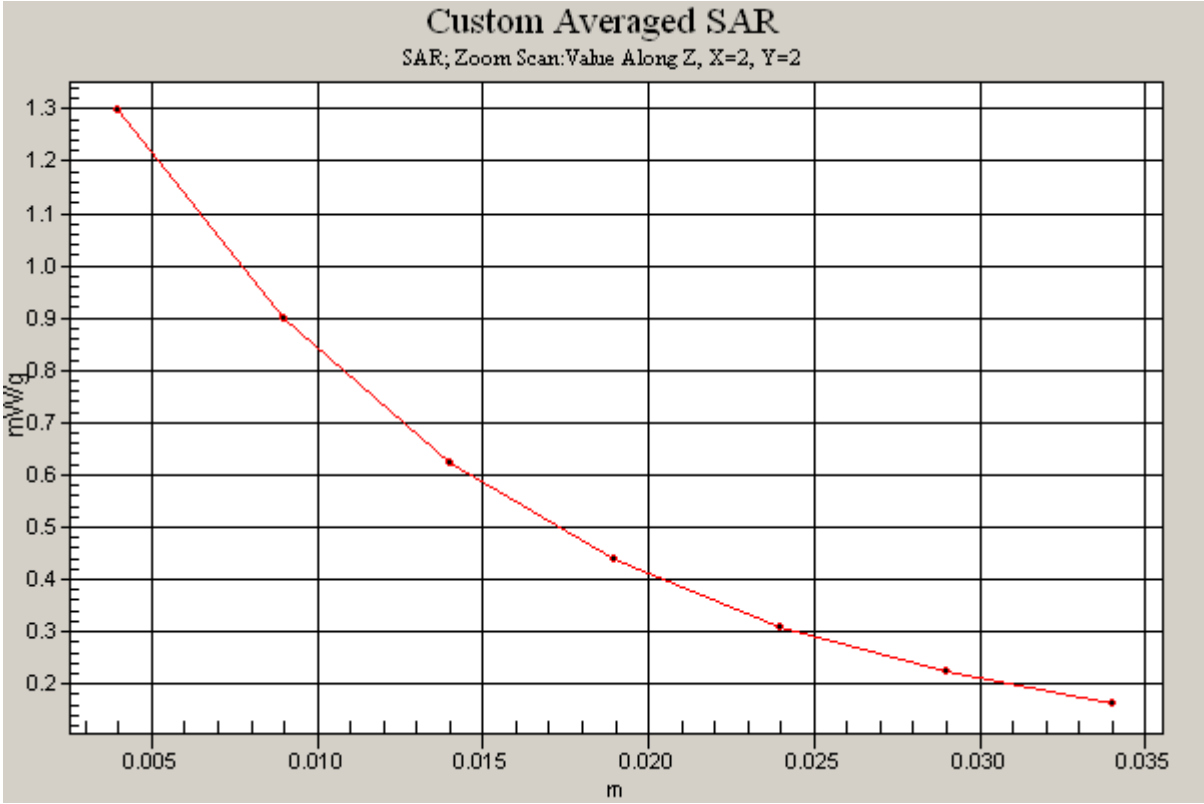

SAMSUNG FCC ID : A3LSPHA860 -- 1900MHz PCS CDMA Head SAR

DUT: SPH-A860; Serial: FC-008-B

Program Name: SPH-A860 PCS Right (Job No.: FC-008)
Procedure Name: Cheek/Touch, Ch.0600, In, Bat.Extended
Procedure Notes: Meas.Tissue Temp(celsius)-21.5;Test Date-25/Jan/2005[OET Bulletin 65-Supplement C, July 2001]

Communication System: PCS; Frequency: 1880 MHz;Duty Cycle: 1:1
Medium parameters used: σ = 1.42; mho/m, ε_r = 39.3; ρ = 1000 kg/m^3
Phantom section: Right Section

DASY4 Configuration:

- Probe: ES3DV2 - SN3017; ConvF(5.11, 5.11, 5.11); Calibrated: 2004-09-24
- Sensor-Surface: 4mm (Mechanical Surface Detection)
- Electronics: DAE3 Sn486; Calibrated: 2004-08-23
- Phantom: SAM 1800/1900 MHz; Type: SAM; Serial: TP-1143
- Measurement SW: DASY4, V4.4 Build 3; Postprocessing SW: SEMCAD, V1.8 Build 130

Cheek/Touch, Ch.0600, In, Bat.Extended/Area Scan (51x71x1): Measurement grid: dx=20mm, dy=20mm
Maximum value of SAR (interpolated) = 1.42 mW/g

Cheek/Touch, Ch.0600, In, Bat.Extended/Zoom Scan (5x5x7)/Cube 0: Measurement grid: dx=8mm, dy=8mm, dz=5mm
Reference Value = 7.3 V/m; Power Drift = 0.0 dB
Peak SAR (extrapolated) = 2.31 W/kg
SAR(1 g) = 1.39 mW/g
Maximum value of SAR (measured) = 1.49 mW/g

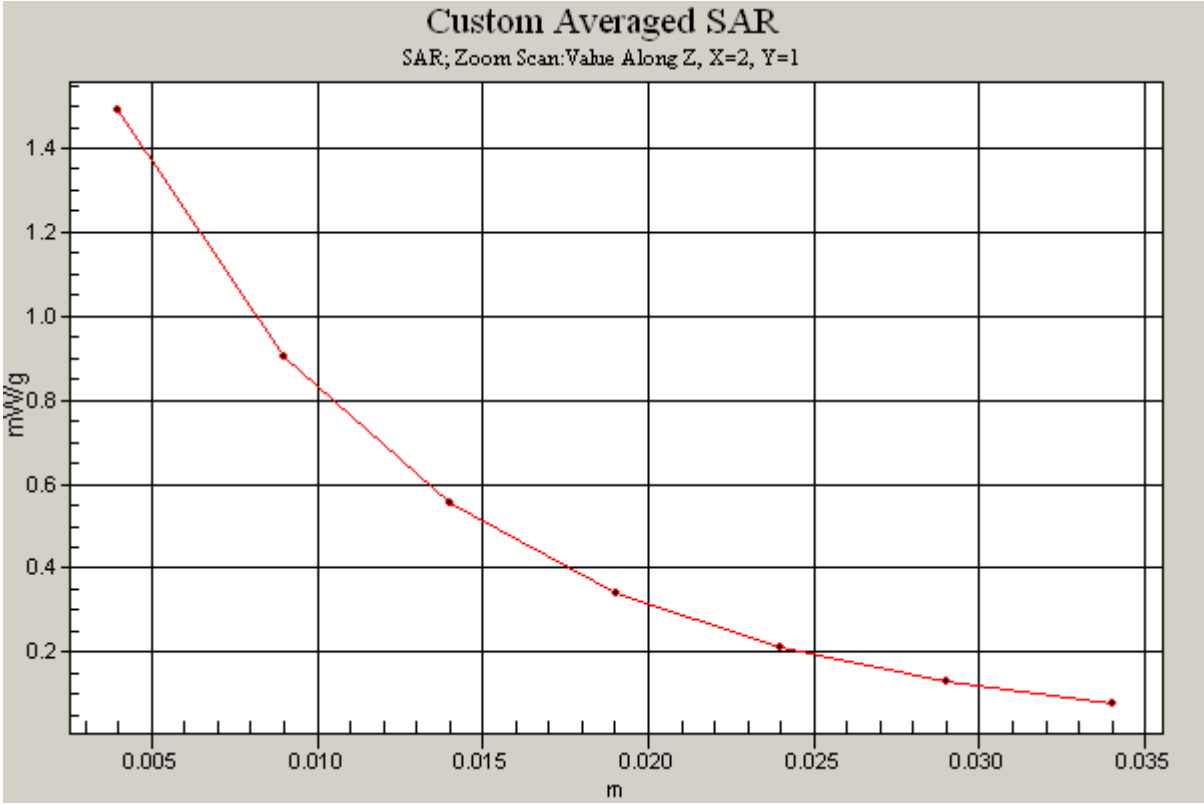

SAMSUNG FCC ID : A3LSPHA860 -- 835MHz AMPS Body SAR

DUT: SPH-A860 (Body); Serial: FC-008-B

Program Name: SPH-A860 AMPS Body (Job No.: FC-008)
Procedure Name: Body, Ch.799, Ant.Out, Bat.Extended
Procedure Notes: Meas.Tissue Temp(celsius)-21.8;Test Date-26/Jan/2005[OET Bulletin 65-Supplement C, July 2001]

Communication System: AMPS; Frequency: 848.97 MHz;Duty Cycle: 1:1
Medium parameters used: f = 848.97 MHz; σ = 0.95 mho/m; ε_r = 53.3; ρ = 1000 kg/m^3
Phantom section: Flat Section

DASY4 Configuration:

- Probe: ES3DV2 - SN3017; ConvF(6.28, 6.28, 6.28); Calibrated: 2004-09-24
- Sensor-Surface: 4mm (Mechanical Surface Detection)
- Electronics: DAE3 Sn486; Calibrated: 2004-08-23
- Phantom: SAM 835/900 MHz; Type: SAM; Serial: TP-1141
- Measurement SW: DASY4, V4.4 Build 3; Postprocessing SW: SEMCAD, V1.8 Build 130

Body, Ch.799, Ant.Out, Bat.Extended/Area Scan (51x71x1): Measurement grid: dx=20mm, dy=20mm
Maximum value of SAR (interpolated) = 1.33 mW/g

Body, Ch.799, Ant.Out, Bat.Extended/Zoom Scan (5x5x7)/Cube 0: Measurement grid: dx=8mm, dy=8mm, dz=5mm
Reference Value = 32.4 V/m; Power Drift = -0.2 dB
Peak SAR (extrapolated) = 1.61 W/kg
SAR(1 g) = 1.21 mW/g
Maximum value of SAR (measured) = 1.28 mW/g

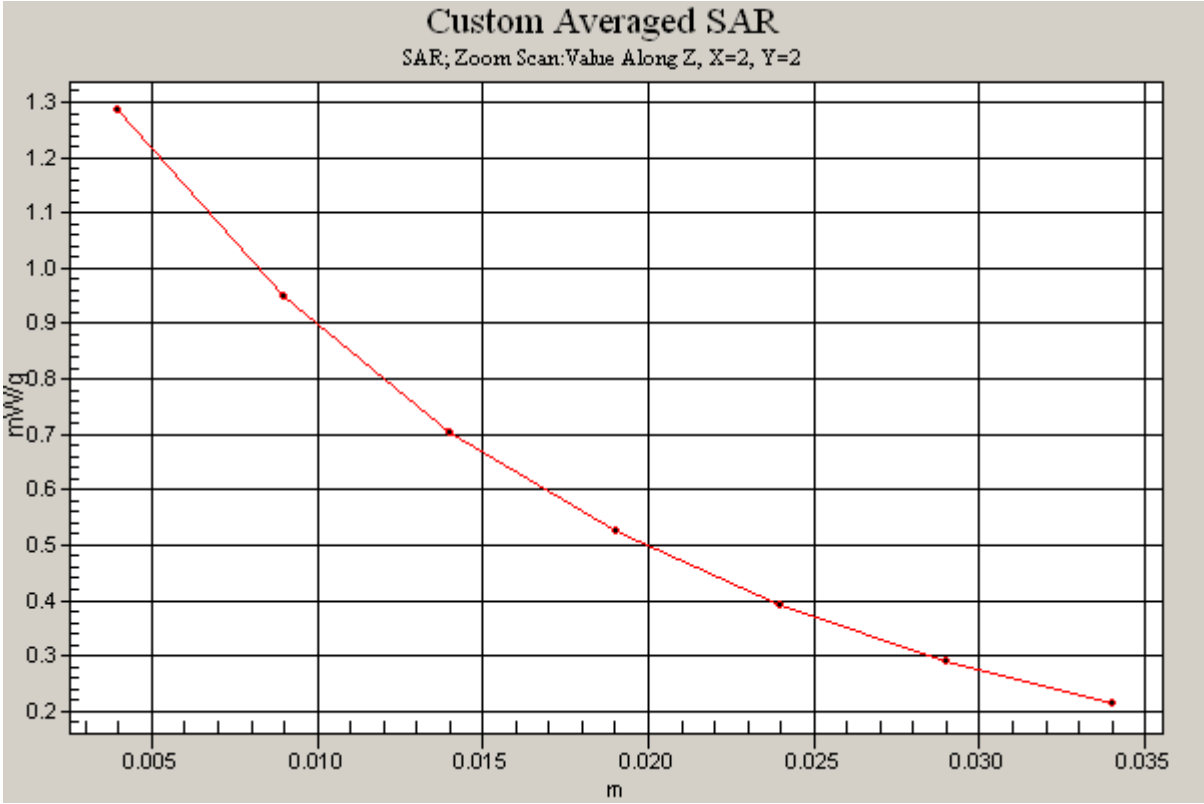

SAMSUNG FCC ID : A3LSPHA860 -- 835MHz CDMA Body SAR

DUT: SPH-A860 (Body); Serial: FC-008-B

Program Name: SPH-A860 CDMA Body (Job No.: FC-008)
Procedure Name: Body, Ch.0777, Ant.Out, Bat.Extended
Procedure Notes: Meas.Tissue Temp(celsius)-21.8;Test Date-26/Jan/2005[OET Bulletin 65-Supplement C, July 2001]

Communication System: CDMA; Frequency: 848.31 MHz;Duty Cycle: 1:1
Medium parameters used: f = 848.31 MHz; σ = 0.95 mho/m; ε_r = 53.3; ρ = 1000 kg/m^3
Phantom section: Flat Section

DASY4 Configuration:

- Probe: ES3DV2 - SN3017; ConvF(6.28, 6.28, 6.28); Calibrated: 2004-09-24
- Sensor-Surface: 4mm (Mechanical Surface Detection)
- Electronics: DAE3 Sn486; Calibrated: 2004-08-23
- Phantom: SAM 835/900 MHz; Type: SAM; Serial: TP-1141
- Measurement SW: DASY4, V4.4 Build 3; Postprocessing SW: SEMCAD, V1.8 Build 130

Body, Ch.0777, Ant.Out, Bat.Extended/Area Scan (51x71x1): Measurement grid: dx=20mm, dy=20mm
Maximum value of SAR (interpolated) = 1.03 mW/g

Body, Ch.0777, Ant.Out, Bat.Extended/Zoom Scan (5x5x7)/Cube 0: Measurement grid: dx=8mm, dy=8mm, dz=5mm
Reference Value = 31.5 V/m; Power Drift = -0.1 dB
Peak SAR (extrapolated) = 1.25 W/kg
SAR(1 g) = 0.939 mW/g
Maximum value of SAR (measured) = 0.995 mW/g

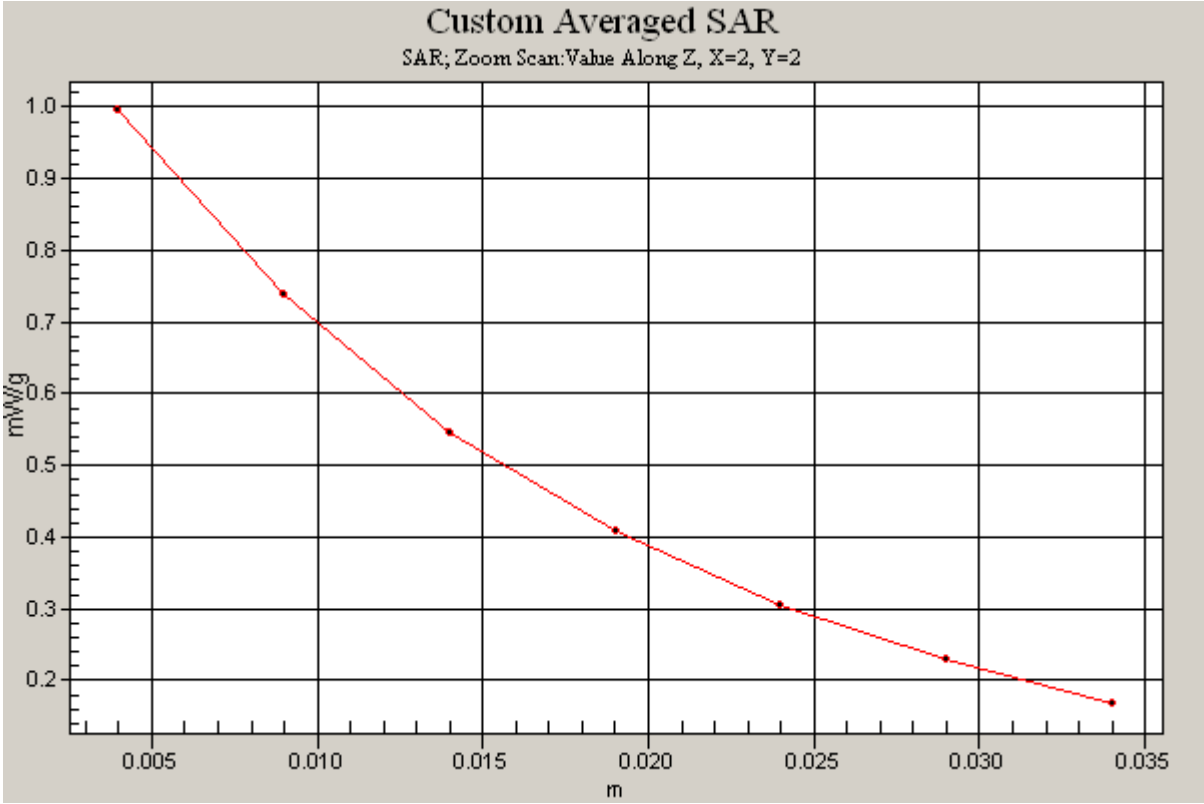

SAMSUNG FCC ID : A3LSPHA860 -- 1900MHz PCS CDMA Body SAR

DUT: SPH-A860 (Body); Serial: FC-008-B

Program Name: SPH-A860 PCS Body (Job No.: FC-008)
Procedure Name: Body, Ch.0025, Ant.Out, Bat.Extended
Procedure Notes: Meas.Tissue Temp(celsius)-21.7;Test Date-25/Jan/2005[OET Bulletin 65-Supplement C, July 2001]

Communication System: PCS; Frequency: 1851.25 MHz;Duty Cycle: 1:1
Medium parameters used: σ = 1.55; mho/m, ε_r = 50.8; ρ = 1000 kg/m^3
Phantom section: Flat Section

DASY4 Configuration:

- Probe: ES3DV2 - SN3017; ConvF(4.46, 4.46, 4.46); Calibrated: 2004-09-24
- Sensor-Surface: 4mm (Mechanical Surface Detection)
- Electronics: DAE3 Sn486; Calibrated: 2004-08-23
- Phantom: SAM 1800/1900 MHz; Type: SAM; Serial: TP-1143
- Measurement SW: DASY4, V4.4 Build 3; Postprocessing SW: SEMCAD, V1.8 Build 130

Body, Ch.0025, Ant.Out, Bat.Extended/Area Scan (51x71x1): Measurement grid: dx=20mm, dy=20mm
Maximum value of SAR (interpolated) = 1.03 mW/g
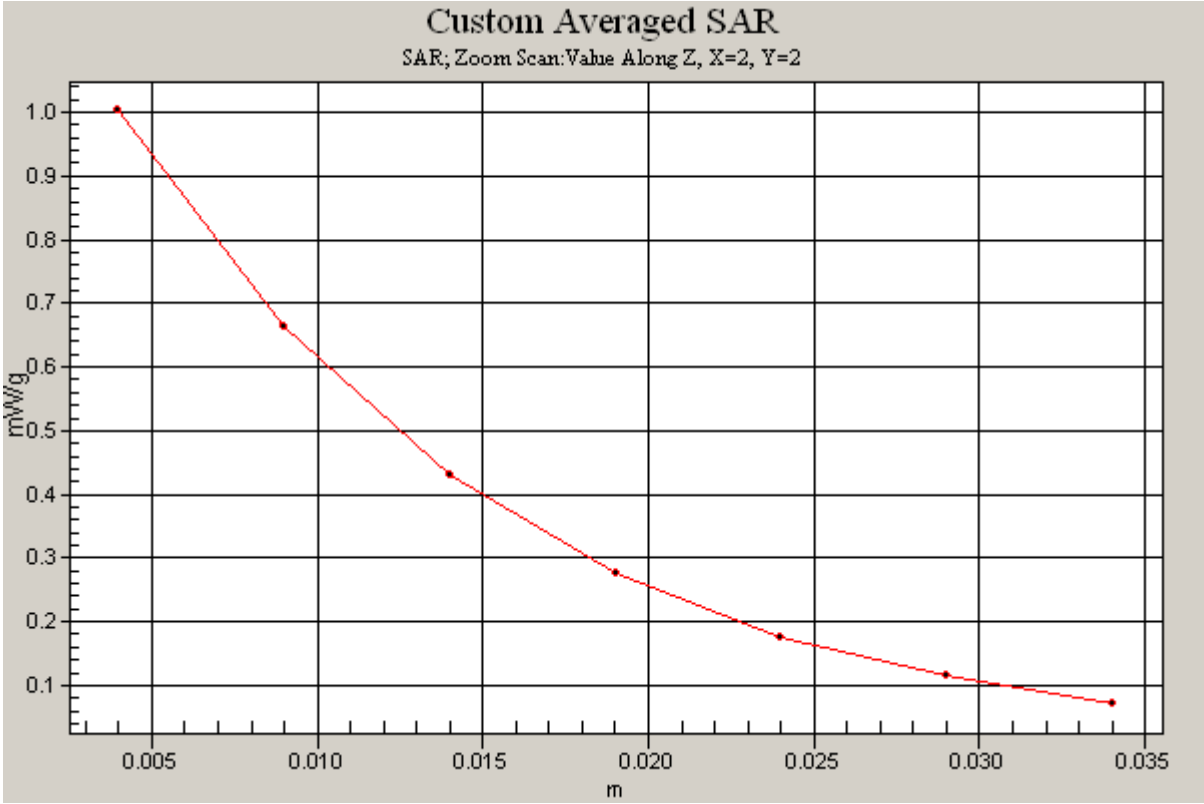
Body, Ch.0025, Ant.Out, Bat.Extended/Zoom Scan (5x5x7)/Cube 0: Measurement grid: dx=8mm, dy=8mm, dz=5mm
Reference Value = 14.2 V/m; Power Drift = -0.1 dB
Peak SAR (extrapolated) = 1.34 W/kg
SAR(1 g) = 0.917 mW/g
Maximum value of SAR (measured) = 1 mW/g