SAMSUNG FCC ID : A3LSPHA900 -- 835MHz CDMA Head SAR

DUT: SPH-A900; Serial: FC-125-E
Program Name: SPH-A900 CDMA Right (Job No. : FC-125)
Procedure Name: Cheek/Touch, Ch.0363, Intenna, Bat. Standard
Procedure Notes: Meas.Tissue Temp(celsius)-21.6;Test Date-22/Sep/2005[OET Bulletin 65-Supplement C, July 2001]

Communication System: CDMA; Frequency: 835.89 MHz;Duty Cycle: 1:1
Medium parameters used: f = 835.89 MHz; σ = 0.89 mho/m; ε_r = 40.9; ρ = 1000 kg/m^3
Phantom section: Right Section

DASY4 Configuration:
- Probe: EX3DV4 - SN3537; ConvF(9.24, 9.24, 9.24); Calibrated: 2004-12-15
- Sensor-Surface: 4mm (Mechanical Surface Detection)
- Electronics: DAE3 Sn468; Calibrated: 2004-12-07
- Phantom: SAM 835/900 MHz; Type: SAM; Serial: TP-1247
- Measurement SW: DASY4, V4.5 Build 19; Postprocessing SW: SEMCAD, V1.8 Build 146

Cheek/Touch, Ch.0363, Intenna, Bat. Standard/Zoom Scan (5x5x7)/Cube 0:

Measurement grid: dx=8mm, dy=8mm, dz=5mm
Reference Value = 9.72 V/m; Power Drift = -0.111 dB
Peak SAR (extrapolated) = 1.51 W/kg
SAR(1 g) = 0.839 mW/g
Maximum value of SAR (measured) = 0.941 mW/g

Cheek/Touch, Ch.0363, Intenna, Bat. Standard/Area Scan (51x71x1): Measurement grid: dx=20mm, dy=20mm
Maximum value of SAR (interpolated) = 0.662 mW/g

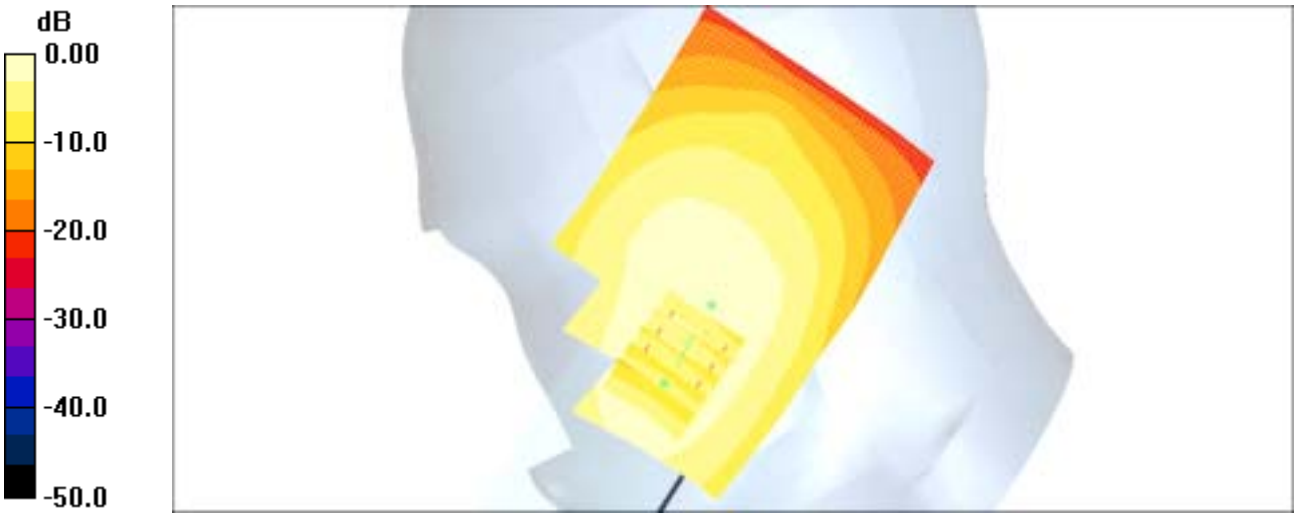

0 dB = 0.662mW/g

SAMSUNG FCC ID : A3LSPHA900 -- 835MHz CDMA Head SAR

DUT: SPH-A900; Serial: FC-125-E
Program Name: SPH-A900 CDMA Left (Job No. : FC-125)
Procedure Name: Ear/Tilt, Ch.0363, Intenna, Bat. Standard
Procedure Notes: Meas.Tissue Temp(celsius)-21.6;Test Date-22/Sep/2005[OET Bulletin 65-Supplement C, July 2001]

Communication System: CDMA; Frequency: 835.89 MHz;Duty Cycle: 1:1
Medium parameters used: f = 835.89 MHz; σ = 0.89 mho/m; ε_r = 40.9; ρ = 1000 kg/m^3
Phantom section: Left Section

DASY4 Configuration:
- Probe: EX3DV4 - SN3537; ConvF(9.24, 9.24, 9.24); Calibrated: 2004-12-15
- Sensor-Surface: 4mm (Mechanical Surface Detection)
- Electronics: DAE3 Sn468; Calibrated: 2004-12-07
- Phantom: SAM 835/900 MHz; Type: SAM; Serial: TP-1247
- Measurement SW: DASY4, V4.5 Build 19; Postprocessing SW: SEMCAD, V1.8 Build 146

Ear/Tilt, Ch.0363, Intenna, Bat. Standard/Area Scan (51x71x1): Measurement grid: dx=20mm, dy=20mm
Maximum value of SAR (interpolated) = 0.388 mW/g

Ear/Tilt, Ch.0363, Intenna, Bat. Standard/Zoom Scan (5x5x7)/Cube 0: Measurement grid: dx=8mm, dy=8mm, dz=5mm
Reference Value = 16.4 V/m; Power Drift = -0.043 dB
Peak SAR (extrapolated) = 0.476 W/kg
SAR(1 g) = 0.367 mW/g

Maximum value of SAR (measured) = 0.380 mW/g



0 dB = 0.380mW/g

SAMSUNG FCC ID : A3LSPHA900 -- 835MHz CDMA Head SAR

DUT: SPH-A900; Serial: FC-125-E
Program Name: SPH-A900 CDMA Right (Job No. : FC-125)
Procedure Name: Ear/Tilt, Ch.0363, Intenna, Bat. Standard
Procedure Notes: Meas.Tissue Temp(celsius)-21.6;Test Date-22/Sep/2005[OET Bulletin 65-Supplement C, July 2001]

Communication System: CDMA; Frequency: 835.89 MHz;Duty Cycle: 1:1
Medium parameters used: f = 835.89 MHz; σ = 0.89 mho/m; ε_r = 40.9; ρ = 1000 kg/m^3
Phantom section: Right Section

DASY4 Configuration:
- Probe: EX3DV4 - SN3537; ConvF(9.24, 9.24, 9.24); Calibrated: 2004-12-15
- Sensor-Surface: 4mm (Mechanical Surface Detection)
- Electronics: DAE3 Sn468; Calibrated: 2004-12-07
- Phantom: SAM 835/900 MHz; Type: SAM; Serial: TP-1247
- Measurement SW: DASY4, V4.5 Build 19; Postprocessing SW: SEMCAD, V1.8 Build 146

Ear/Tilt, Ch.0363, Intenna, Bat. Standard/Area Scan (51x71x1): Measurement grid: dx=20mm, dy=20mm
Maximum value of SAR (interpolated) = 0.326 mW/g

Ear/Tilt, Ch.0363, Intenna, Bat. Standard/Zoom Scan (5x5x7)/Cube 0: Measurement grid: dx=8mm, dy=8mm, dz=5mm
Reference Value = 14.7 V/m; Power Drift = 0.01 dB
Peak SAR (extrapolated) = 0.403 W/kg
SAR(1 g) = 0.317 mW/g

Maximum value of SAR (measured) = 0.331 mW/g



0 dB = 0.331mW/g

SAMSUNG FCC ID : A3LSPHA900 -- 835MHz CDMA Head SAR

DUT: SPH-A900; Serial: FC-125-E
Program Name: SPH-A900 CDMA Left (Job No. : FC-125)
Procedure Name: Cheek/Touch, Ch.0363, Intenna, Bat. Standard
Procedure Notes: Meas.Tissue Temp(celsius)-21.6;Test Date-22/Sep/2005[OET Bulletin 65-Supplement C, July 2001]

Communication System: CDMA; Frequency: 835.89 MHz;Duty Cycle: 1:1
Medium parameters used: f = 835.89 MHz; σ = 0.89 mho/m; ε_r = 40.9; ρ = 1000 kg/m^3
Phantom section: Left Section

DASY4 Configuration:
- Probe: EX3DV4 - SN3537; ConvF(9.24, 9.24, 9.24); Calibrated: 2004-12-15
- Sensor-Surface: 4mm (Mechanical Surface Detection)
- Electronics: DAE3 Sn468; Calibrated: 2004-12-07
- Phantom: SAM 835/900 MHz; Type: SAM; Serial: TP-1247
- Measurement SW: DASY4, V4.5 Build 19; Postprocessing SW: SEMCAD, V1.8 Build 146

Cheek/Touch, Ch.0363, Intenna, Bat. Standard/Zoom Scan (5x5x7)/Cube 0:

Measurement grid: dx=8mm, dy=8mm, dz=5mm
Reference Value = 11.6 V/m; Power Drift = -0.150 dB
Peak SAR (extrapolated) = 0.660 W/kg
SAR(1 g) = 0.534 mW/g

Maximum value of SAR (measured) = 0.561 mW/g

Cheek/Touch, Ch.0363, Intenna, Bat. Standard/Area Scan (51x71x1): Measurement grid: dx=20mm, dy=20mm
Maximum value of SAR (interpolated) = 0.571 mW/g

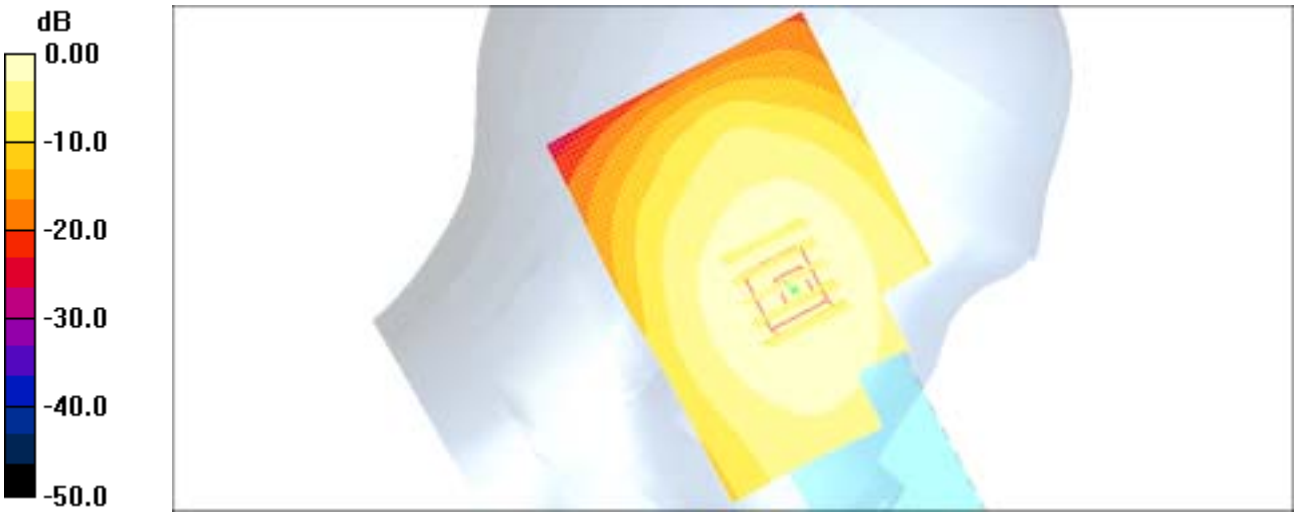

0 dB = 0.571mW/g

SAMSUNG FCC ID : A3LSPHA900 -- 1900MHz PCS Head SAR

DUT: SPH-A900; Serial: FC-125-E
Program Name: SPH-A900 PCS Right (Job No. : FC-125)
Procedure Name: Cheek/Touch, Ch.1175, Intenna, Bat. Standard
Procedure Notes: Meas.Tissue Temp(celsius)-21.9;Test Date-21/Sep/2005[OET Bulletin 65-Supplement C, July 2001]

Communication System: PCS; Frequency: 1908.75 MHz;Duty Cycle: 1:1
Medium parameters used: f = 1908.75 MHz; σ = 1.41 mho/m; ε_r = 38.8; ρ = 1000 kg/m^3
Phantom section: Right Section

DASY4 Configuration:
- Probe: EX3DV4 - SN3537; ConvF(8.29, 8.29, 8.29); Calibrated: 2004-12-15
- Sensor-Surface: 4mm (Mechanical Surface Detection)
- Electronics: DAE3 Sn468; Calibrated: 2004-12-07
- Phantom: SAM 1800/1900 MHz; Type: SAM; Serial: TP-1248
- Measurement SW: DASY4, V4.5 Build 19; Postprocessing SW: SEMCAD, V1.8 Build 146

Cheek/Touch, Ch.1175, Intenna, Bat. Standard/Area Scan (51x71x1): Measurement grid: dx=20mm, dy=20mm
Maximum value of SAR (interpolated) = 0.412 mW/g

Cheek/Touch, Ch.1175, Intenna, Bat. Standard/Zoom Scan (5x5x7)/Cube 0:
Measurement grid: dx=8mm, dy=8mm, dz=5mm
Reference Value = 8.30 V/m; Power Drift = -0.054 dB
Peak SAR (extrapolated) = 0.956 W/kg
SAR(1 g) = 0.514 mW/g

Maximum value of SAR (measured) = 0.579 mW/g



0 dB = 0.579mW/g

SAMSUNG FCC ID : A3LSPHA900 -- 1900MHz PCS Head SAR

DUT: SPH-A900; Serial: FC-125-E
Program Name: SPH-A900 PCS Right (Job No. : FC-125)
Procedure Name: Ear/Tilt, Ch.0600, Intenna, Bat. Standard
Procedure Notes: Meas.Tissue Temp(celsius)-21.9;Test Date-21/Sep/2005[OET Bulletin 65-Supplement C, July 2001]

Communication System: PCS; Frequency: 1880 MHz;Duty Cycle: 1:1
Medium parameters used: f = 1880 MHz; σ = 1.41 mho/m; ε_r = 38.8; ρ = 1000 kg/m^3
Phantom section: Right Section

DASY4 Configuration:
- Probe: EX3DV4 - SN3537; ConvF(8.29, 8.29, 8.29); Calibrated: 2004-12-15
- Sensor-Surface: 4mm (Mechanical Surface Detection)
- Electronics: DAE3 Sn468; Calibrated: 2004-12-07
- Phantom: SAM 1800/1900 MHz; Type: SAM; Serial: TP-1248
- Measurement SW: DASY4, V4.5 Build 19; Postprocessing SW: SEMCAD, V1.8 Build 146

Ear/Tilt, Ch.0600, Intenna, Bat. Standard/Area Scan (51x71x1): Measurement grid: dx=20mm, dy=20mm
Maximum value of SAR (interpolated) = 0.296 mW/g

Ear/Tilt, Ch.0600, Intenna, Bat. Standard/Zoom Scan (5x5x7)/Cube 0: Measurement grid: dx=8mm, dy=8mm, dz=5mm
Reference Value = 13.4 V/m; Power Drift = 0.00 dB
Peak SAR (extrapolated) = 0.360 W/kg
SAR(1 g) = 0.244 mW/g

Maximum value of SAR (measured) = 0.255 mW/g



0 dB = 0.255mW/g

SAMSUNG FCC ID : A3LSPHA900 -- 1900MHz PCS Head SAR

DUT: SPH-A900; Serial: FC-125-E
Program Name: SPH-A900 PCS Left (Job No. : FC-125)
Procedure Name: Cheek/Touch, Ch.0025, Intenna, Bat. Standard
Procedure Notes: Meas.Tissue Temp(celsius)-21.9;Test Date-21/Sep/2005[OET Bulletin 65-Supplement C, July 2001]

Communication System: PCS; Frequency: 1851.25 MHz;Duty Cycle: 1:1
Medium parameters used: f = 1851.25 MHz; σ = 1.41 mho/m; ε_r = 38.8; ρ = 1000 kg/m^3
Phantom section: Left Section

DASY4 Configuration:
- Probe: EX3DV4 - SN3537; ConvF(8.29, 8.29, 8.29); Calibrated: 2004-12-15
- Sensor-Surface: 4mm (Mechanical Surface Detection)
- Electronics: DAE3 Sn468; Calibrated: 2004-12-07
- Phantom: SAM 1800/1900 MHz; Type: SAM; Serial: TP-1248
- Measurement SW: DASY4, V4.5 Build 19; Postprocessing SW: SEMCAD, V1.8 Build 146

Cheek/Touch, Ch.0025, Intenna, Bat. Standard/Area Scan (51x71x1): Measurement grid: dx=20mm, dy=20mm
Maximum value of SAR (interpolated) = 0.326 mW/g

Cheek/Touch, Ch.0025, Intenna, Bat. Standard/Zoom Scan (5x5x7)/Cube 0:
Measurement grid: dx=8mm, dy=8mm, dz=5mm
Reference Value = 5.47 V/m; Power Drift = -0.046 dB
Peak SAR (extrapolated) = 0.726 W/kg
SAR(1 g) = 0.420 mW/g

Maximum value of SAR (measured) = 0.457 mW/g



0 dB = 0.457mW/g

SAMSUNG FCC ID : A3LSPHA900 -- 1900MHz PCS Head SAR

DUT: SPH-A900; Serial: FC-125-E
Program Name: SPH-A900 PCS Left (Job No. : FC-125)
Procedure Name: Ear/Tilt, Ch.0600, Intenna, Bat. Standard
Procedure Notes: Meas.Tissue Temp(celsius)-21.9;Test Date-21/Sep/2005[OET Bulletin 65-Supplement C, July 2001]

Communication System: PCS; Frequency: 1880 MHz;Duty Cycle: 1:1
Medium parameters used: f = 1880 MHz; σ = 1.41 mho/m; ε_r = 38.8; ρ = 1000 kg/m^3
Phantom section: Left Section

DASY4 Configuration:
- Probe: EX3DV4 - SN3537; ConvF(8.29, 8.29, 8.29); Calibrated: 2004-12-15
- Sensor-Surface: 4mm (Mechanical Surface Detection)
- Electronics: DAE3 Sn468; Calibrated: 2004-12-07
- Phantom: SAM 1800/1900 MHz; Type: SAM; Serial: TP-1248
- Measurement SW: DASY4, V4.5 Build 19; Postprocessing SW: SEMCAD, V1.8 Build 146

Ear/Tilt, Ch.0600, Intenna, Bat. Standard/Zoom Scan (5x5x7)/Cube 0: Measurement grid: dx=8mm, dy=8mm, dz=5mm
Reference Value = 11.1 V/m; Power Drift = -0.196 dB
Peak SAR (extrapolated) = 0.402 W/kg
SAR(1 g) = 0.269 mW/g

Maximum value of SAR (measured) = 0.283 mW/g

Ear/Tilt, Ch.0600, Intenna, Bat. Standard/Area Scan (51x71x1): Measurement grid: dx=20mm, dy=20mm
Maximum value of SAR (interpolated) = 0.387 mW/g



0 dB = 0.387mW/g

SAMSUNG FCC ID : A3LSPHA900 -- 1900MHz PCS Head SAR

DUT: SPH-A900; Serial: FC-125-E
Program Name: SPH-A900 PCS Right (Job No. : FC-125)
Procedure Name: Cheek/Touch, Ch.1175, Intenna, Bat. Standard With BT on
Procedure Notes: Meas.Tissue Temp(celsius)-21.9;Test Date-21/Sep/2005[OET Bulletin 65-Supplement C, July 2001]

Communication System: PCS; Frequency: 1908.75 MHz;Duty Cycle: 1:1
Medium parameters used: f = 1908.75 MHz; σ = 1.41 mho/m; ε_r = 38.8; ρ = 1000 kg/m^3
Phantom section: Right Section

DASY4 Configuration:
- Probe: EX3DV4 - SN3537; ConvF(8.29, 8.29, 8.29); Calibrated: 2004-12-15
- Sensor-Surface: 4mm (Mechanical Surface Detection)
- Electronics: DAE3 Sn468; Calibrated: 2004-12-07
- Phantom: SAM 1800/1900 MHz; Type: SAM; Serial: TP-1248
- Measurement SW: DASY4, V4.5 Build 19; Postprocessing SW: SEMCAD, V1.8 Build 146

Cheek/Touch, Ch.1175, Intenna, Bat. Standard With BT on/Area Scan (51x71x1):
Measurement grid: dx=20mm, dy=20mm
Maximum value of SAR (interpolated) = 0.368 mW/g

Cheek/Touch, Ch.1175, Intenna, Bat. Standard With BT on/Zoom Scan (5x5x7)/Cube 0:
Measurement grid: dx=8mm, dy=8mm, dz=5mm
Reference Value = 7.89 V/m; Power Drift = 0.056 dB
Peak SAR (extrapolated) = 0.807 W/kg
SAR(1 g) = 0.452 mW/g

Maximum value of SAR (measured) = 0.488 mW/g



0 dB = 0.488mW/g

SAMSUNG FCC ID : A3LSPHA900 -- 835MHz CDMA Body SAR

DUT: SPH-A900(Body); Serial: FC-125-E
Program Name: SPH-A900 CDMA Body (Job No. : FC-125)
Procedure Name: Body, Ch. 1013, Ant. Intenna, Bat. Standard
Procedure Notes: Meas.Tissue Temp(celsius)-21.6;Test Date-22/Sep/2005[OET Bulletin 65-Supplement C, July 2001]

Communication System: CDMA; Frequency: 824.7 MHz;Duty Cycle: 1:1
Medium parameters used: f = 824.7 MHz; σ = 0.98 mho/m; ε_r = 55.3; ρ = 1000 kg/m^3
Phantom section: Flat Section

DASY4 Configuration:
- Probe: EX3DV4 - SN3537; ConvF(9.83, 9.83, 9.83); Calibrated: 2004-12-15
- Sensor-Surface: 4mm (Mechanical Surface Detection)
- Electronics: DAE3 Sn468; Calibrated: 2004-12-07
- Phantom: SAM 1800/1900 MHz; Type: SAM; Serial: TP-1248
- Measurement SW: DASY4, V4.5 Build 19; Postprocessing SW: SEMCAD, V1.8 Build 146

Body, Ch. 1013, Ant. Intenna, Bat. Standard/Zoom Scan (5x5x7)/Cube 0:

Measurement grid: dx=8mm, dy=8mm, dz=5mm
Reference Value = 13.4 V/m; Power Drift = -0.038 dB
Peak SAR (extrapolated) = 0.671 W/kg
SAR(1 g) = 0.485 mW/g
Maximum value of SAR (measured) = 0.513 mW/g

Body, Ch. 1013, Ant. Intenna, Bat. Standard/Area Scan (51x71x1): Measurement grid: dx=20mm, dy=20mm
Maximum value of SAR (interpolated) = 0.527 mW/g

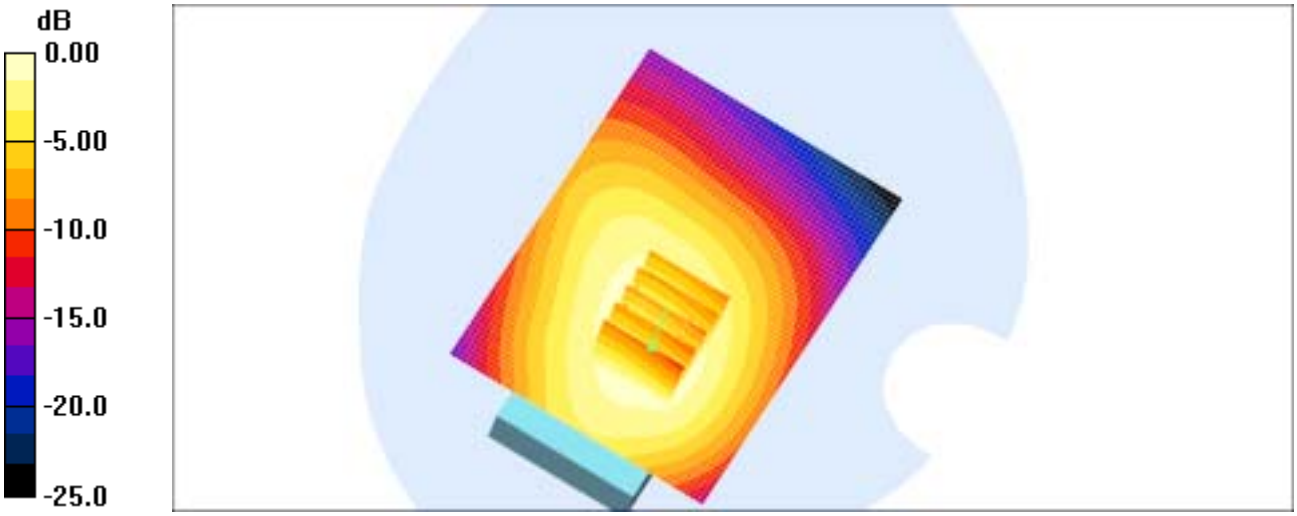

0 dB = 0.527mW/g

SAMSUNG FCC ID : A3LSPHA900 -- 835MHz CDMA Body SAR

DUT: SPH-A900(Body); Serial: FC-125-E
Program Name: SPH-A900 CDMA Body (Job No. : FC-125)
Procedure Name: Body, Ch. 1013, Ant. Intenna, Bat. Standard With BT ON
Procedure Notes: Meas.Tissue Temp(celsius)-21.6;Test Date-22/Sep/2005[OET Bulletin 65-Supplement C, July 2001]

Communication System: CDMA; Frequency: 824.7 MHz;Duty Cycle: 1:1
Medium parameters used: f = 824.7 MHz; σ = 0.98 mho/m; ε_r = 55.3; ρ = 1000 kg/m^3
Phantom section: Flat Section

DASY4 Configuration:
- Probe: EX3DV4 - SN3537; ConvF(9.83, 9.83, 9.83); Calibrated: 2004-12-15
- Sensor-Surface: 4mm (Mechanical Surface Detection)
- Electronics: DAE3 Sn468; Calibrated: 2004-12-07
- Phantom: SAM 1800/1900 MHz; Type: SAM; Serial: TP-1248
- Measurement SW: DASY4, V4.5 Build 19; Postprocessing SW: SEMCAD, V1.8 Build 146

Body, Ch. 1013, Ant. Intenna, Bat. Standard With BT ON/Zoom Scan (5x5x7)/Cube 0:

Measurement grid: dx=8mm, dy=8mm, dz=5mm
Reference Value = 14.5 V/m; Power Drift = -0.011 dB
Peak SAR (extrapolated) = 0.940 W/kg
SAR(1 g) = 0.660 mW/g

Maximum value of SAR (measured) = 0.702 mW/g

Body, Ch. 1013, Ant. Intenna, Bat. Standard With BT ON/Area Scan (51x71x1):

Measurement grid: dx=20mm, dy=20mm
Maximum value of SAR (interpolated) = 0.710 mW/g



0 dB = 0.710mW/g

SAMSUNG FCC ID : A3LSPHA900 -- 835MHz CDMA Head SAR

DUT: SPH-A900; Serial: FC-125-E
Program Name: SPH-A900 CDMA Right (Job No. : FC-125)
Procedure Name: Cheek/Touch, Ch.0363, Intenna, Bat. Standard With BT ON
Procedure Notes: Meas.Tissue Temp(celsius)-21.6;Test Date-22/Sep/2005[OET Bulletin 65-Supplement C, July 2001]

Communication System: CDMA; Frequency: 835.89 MHz;Duty Cycle: 1:1
Medium parameters used: f = 835.89 MHz; σ = 0.89 mho/m; ε_r = 40.9; ρ = 1000 kg/m^3
Phantom section: Right Section

DASY4 Configuration:
- Probe: EX3DV4 - SN3537; ConvF(9.24, 9.24, 9.24); Calibrated: 2004-12-15
- Sensor-Surface: 4mm (Mechanical Surface Detection)
- Electronics: DAE3 Sn468; Calibrated: 2004-12-07
- Phantom: SAM 835/900 MHz; Type: SAM; Serial: TP-1247
- Measurement SW: DASY4, V4.5 Build 19; Postprocessing SW: SEMCAD, V1.8 Build 146

Cheek/Touch, Ch.0363, Intenna, Bat. Standard With BT ON/Zoom Scan (6x6x7)/Cube 0:

Measurement grid: dx=8mm, dy=8mm, dz=5mm
Reference Value = 9.54 V/m; Power Drift = -0.158 dB
Peak SAR (extrapolated) = 1.47 W/kg
SAR(1 g) = 0.616 mW/g
Maximum value of SAR (measured) = 0.934 mW/g

Cheek/Touch, Ch.0363, Intenna, Bat. Standard With BT ON/Area Scan (51x71x1):

Measurement grid: dx=20mm, dy=20mm
Maximum value of SAR (interpolated) = 0.620 mW/g

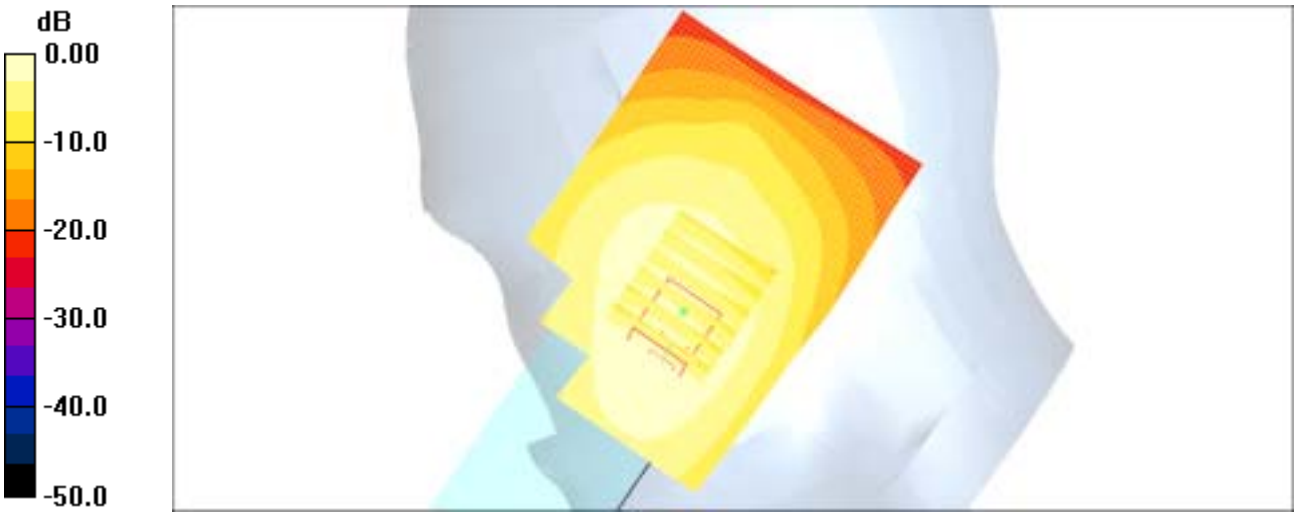

0 dB = 0.620mW/g

SAMSUNG FCC ID : A3LSPHA900 -- 1900MHz PCS Body SAR

DUT: SPH-A900(Body); Serial: FC-125-E
Program Name: SPH-A900 PCS Body (Job No. : FC-125)
Procedure Name: Body, Ch. 1175, Ant. Intenna, Bat. Standard
Procedure Notes: Meas.Tissue Temp(celsius)-22.1;Test Date-21/Sep/2005[OET Bulletin 65-Supplement C, July 2001]

Communication System: PCS; Frequency: 1908.75 MHz;Duty Cycle: 1:1
Medium parameters used: f = 1908.75 MHz; σ = 1.54 mho/m; ε_r = 51.8; ρ = 1000 kg/m^3
Phantom section: Flat Section

DASY4 Configuration:
- Probe: EX3DV4 - SN3537; ConvF(7.76, 7.76, 7.76); Calibrated: 2004-12-15
- Sensor-Surface: 4mm (Mechanical Surface Detection)
- Electronics: DAE3 Sn468; Calibrated: 2004-12-07
- Phantom: SAM 1800/1900 MHz; Type: SAM; Serial: TP-1248
- Measurement SW: DASY4, V4.5 Build 19; Postprocessing SW: SEMCAD, V1.8 Build 146

Body, Ch. 1175, Ant. Intenna, Bat. Standard/Zoom Scan (5x5x7)/Cube 0:

Measurement grid: dx=8mm, dy=8mm, dz=5mm
Reference Value = 15.5 V/m; Power Drift = -0.148 dB
Peak SAR (extrapolated) = 1.33 W/kg
SAR(1 g) = 0.871 mW/g

Maximum value of SAR (measured) = 0.909 mW/g

Body, Ch. 1175, Ant. Intenna, Bat. Standard/Area Scan (51x71x1): Measurement grid: dx=20mm, dy=20mm
Maximum value of SAR (interpolated) = 1.11 mW/g

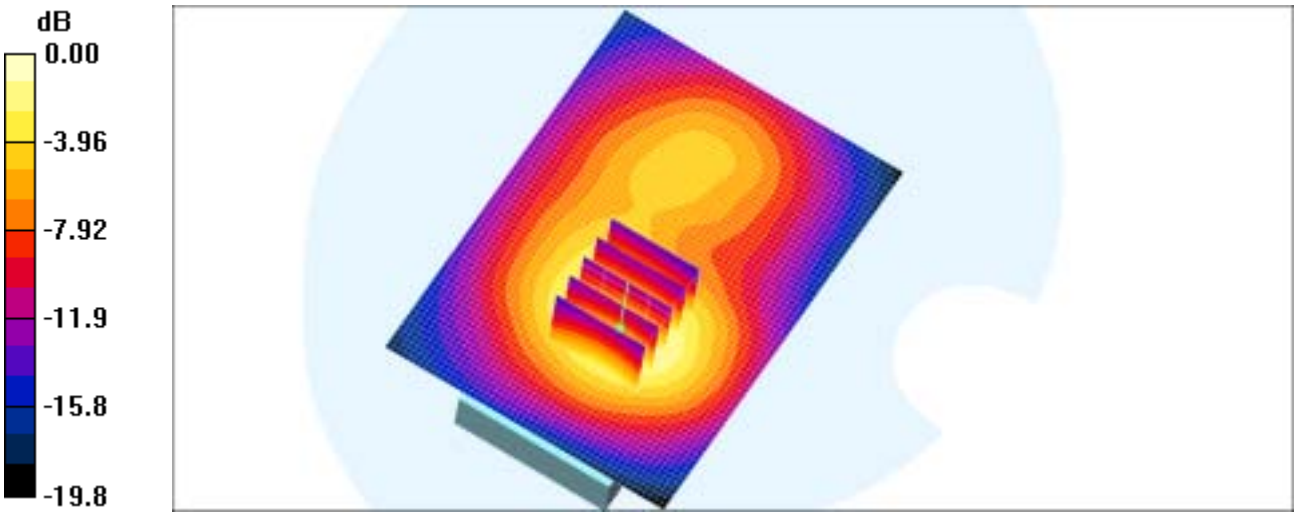

0 dB = 1.11mW/g

SAMSUNG FCC ID : A3LSPHA900 -- 1900MHz PCS Body SAR

DUT: SPH-A900(Body); Serial: FC-125-E
Program Name: SPH-A900 PCS Body (Job No. : FC-125)
Procedure Name: Body, Ch. 1175, Ant. Intenna, Bat. Standard With BT ON
Procedure Notes: Meas.Tissue Temp(celsius)-22.1;Test Date-21/Sep/2005[OET Bulletin 65-Supplement C, July 2001]

Communication System: PCS; Frequency: 1908.75 MHz;Duty Cycle: 1:1
Medium parameters used: f = 1908.75 MHz; σ = 1.54 mho/m; ε_r = 51.8; ρ = 1000 kg/m^3
Phantom section: Flat Section

DASY4 Configuration:
- Probe: EX3DV4 - SN3537; ConvF(7.76, 7.76, 7.76); Calibrated: 2004-12-15
- Sensor-Surface: 4mm (Mechanical Surface Detection)
- Electronics: DAE3 Sn468; Calibrated: 2004-12-07
- Phantom: SAM 1800/1900 MHz; Type: SAM; Serial: TP-1248
- Measurement SW: DASY4, V4.5 Build 19; Postprocessing SW: SEMCAD, V1.8 Build 146

Body, Ch. 1175, Ant. Intenna, Bat. Standard With BT ON/Area Scan (51x71x1):
Measurement grid: dx=20mm, dy=20mm
Maximum value of SAR (interpolated) = 1.27 mW/g

Body, Ch. 1175, Ant. Intenna, Bat. Standard With BT ON/Zoom Scan (5x5x7)/Cube 0:
Measurement grid: dx=8mm, dy=8mm, dz=5mm
Reference Value = 13.6 V/m; Power Drift = -0.01 dB
Peak SAR (extrapolated) = 1.46 W/kg
SAR(1 g) = 0.962 mW/g

Maximum value of SAR (measured) = 1.01 mW/g



0 dB = 1.01mW/g

SAMSUNG FCC ID : A3LSPHA900 -- 835MHz CDMA Head SAR

DUT: SPH-A900; Serial: FC-125-E
Program Name: SPH-A900 CDMA Right (Job No. : FC-125)
Procedure Name: Cheek/Touch, Ch.0363, Intenna, Bat. Standard
Procedure Notes: Meas.Tissue Temp(celsius)-21.6;Test Date-22/Sep/2005[OET Bulletin 65-Supplement C, July 2001]

Communication System: CDMA; Frequency: 835.89 MHz;Duty Cycle: 1:1
Medium parameters used: f = 835.89 MHz; σ = 0.89 mho/m; ε_r = 40.9; ρ = 1000 kg/m^3
Phantom section: Right Section

DASY4 Configuration:
- Probe: EX3DV4 - SN3537; ConvF(9.24, 9.24, 9.24); Calibrated: 2004-12-15
- Sensor-Surface: 4mm (Mechanical Surface Detection)
- Electronics: DAE3 Sn468; Calibrated: 2004-12-07
- Phantom: SAM 835/900 MHz; Type: SAM; Serial: TP-1247
- Measurement SW: DASY4, V4.5 Build 19; Postprocessing SW: SEMCAD, V1.8 Build 146

Cheek/Touch, Ch.0363, Intenna, Bat. Standard/Zoom Scan (5x5x7)/Cube 0:

Measurement grid: dx=8mm, dy=8mm, dz=5mm
Reference Value = 9.72 V/m; Power Drift = -0.111 dB
Peak SAR (extrapolated) = 1.51 W/kg
SAR(1 g) = 0.839 mW/g
Maximum value of SAR (measured) = 0.941 mW/g

Cheek/Touch, Ch.0363, Intenna, Bat. Standard/Area Scan (51x71x1): Measurement grid: dx=20mm, dy=20mm
Maximum value of SAR (interpolated) = 0.662 mW/g

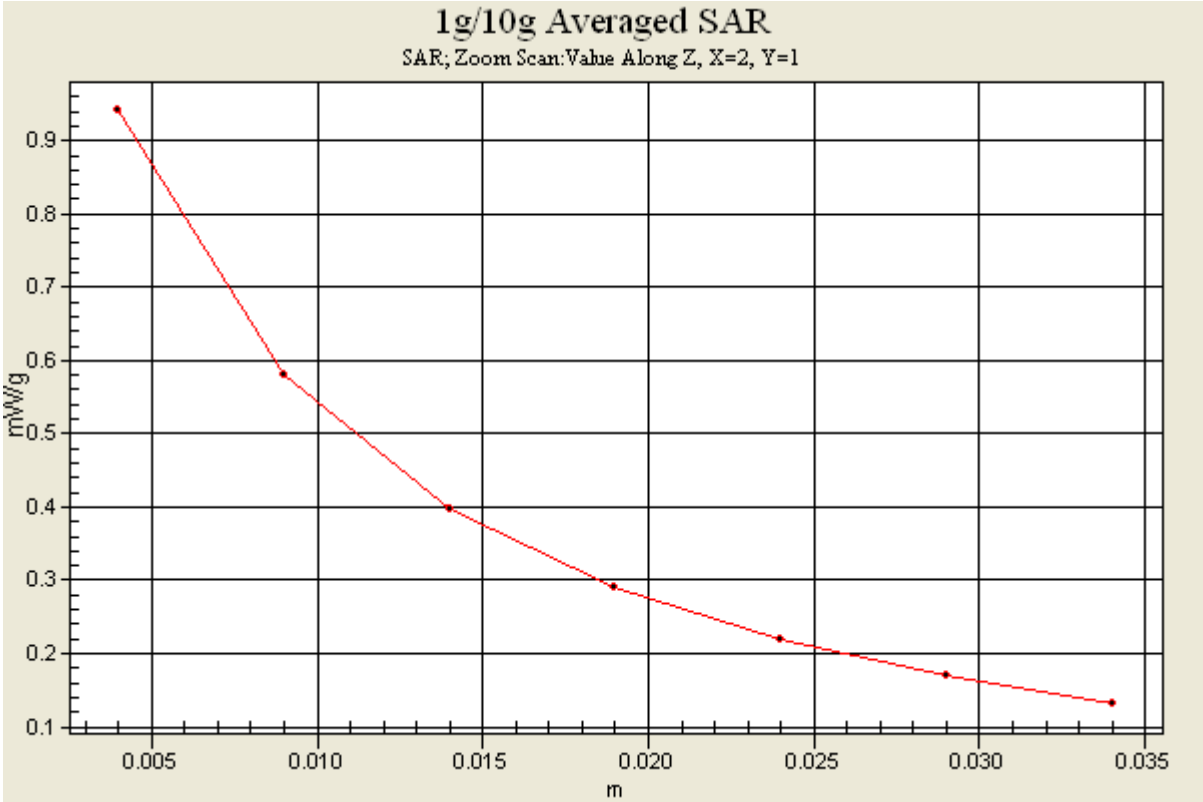

SAMSUNG FCC ID : A3LSPHA900 -- 835MHz CDMA Head SAR

DUT: SPH-A900; Serial: FC-125-E
Program Name: SPH-A900 CDMA Right (Job No. : FC-125)
Procedure Name: Cheek/Touch, Ch.0363, Intenna, Bat. Standard With BT ON
Procedure Notes: Meas.Tissue Temp(celsius)-21.6;Test Date-22/Sep/2005[OET Bulletin 65-Supplement C, July 2001]

Communication System: CDMA; Frequency: 835.89 MHz;Duty Cycle: 1:1
Medium parameters used: f = 835.89 MHz; σ = 0.89 mho/m; ε_r = 40.9; ρ = 1000 kg/m^3
Phantom section: Right Section

DASY4 Configuration:
- Probe: EX3DV4 - SN3537; ConvF(9.24, 9.24, 9.24); Calibrated: 2004-12-15
- Sensor-Surface: 4mm (Mechanical Surface Detection)
- Electronics: DAE3 Sn468; Calibrated: 2004-12-07
- Phantom: SAM 835/900 MHz; Type: SAM; Serial: TP-1247
- Measurement SW: DASY4, V4.5 Build 19; Postprocessing SW: SEMCAD, V1.8 Build 146

Cheek/Touch, Ch.0363, Intenna, Bat. Standard With BT ON/Zoom Scan (6x6x7)/Cube 0:

Measurement grid: dx=8mm, dy=8mm, dz=5mm
Reference Value = 9.54 V/m; Power Drift = -0.158 dB
Peak SAR (extrapolated) = 1.47 W/kg
SAR(1 g) = 0.616 mW/g
Maximum value of SAR (measured) = 0.934 mW/g

Cheek/Touch, Ch.0363, Intenna, Bat. Standard With BT ON/Area Scan (51x71x1):

Measurement grid: dx=20mm, dy=20mm
Maximum value of SAR (interpolated) = 0.620 mW/g

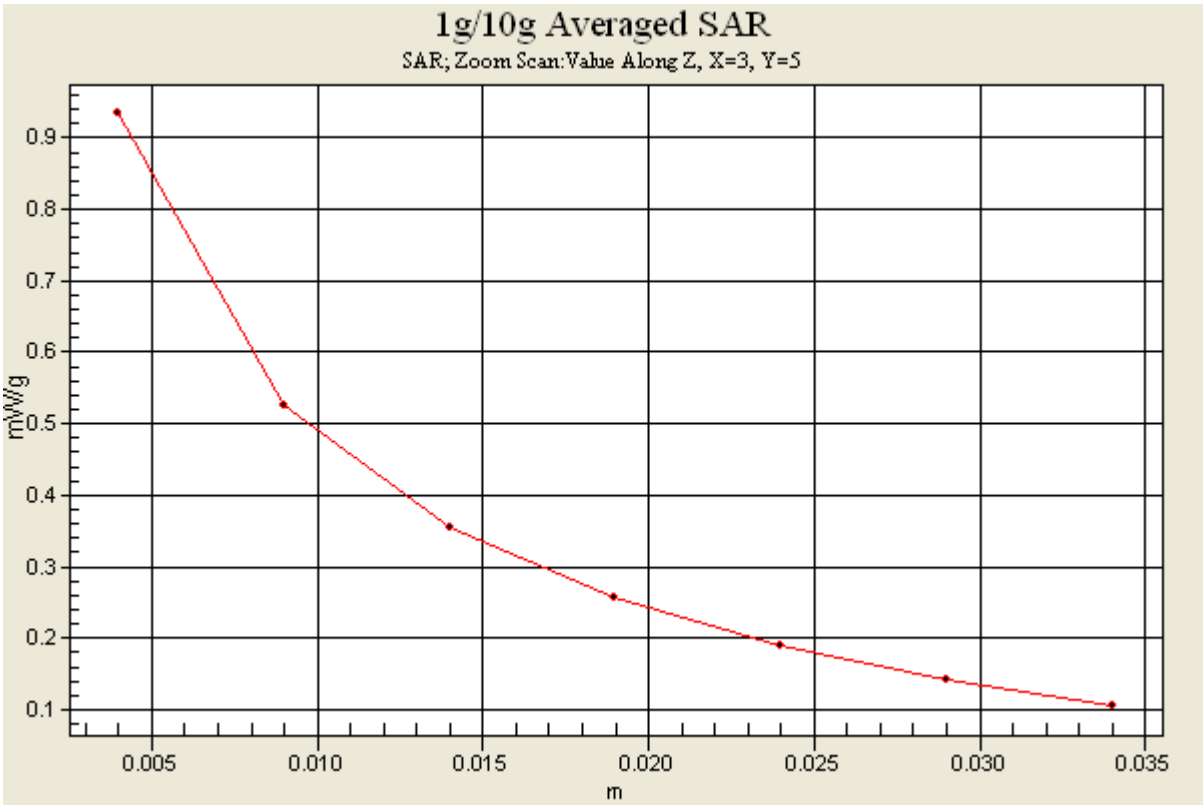

SAMSUNG FCC ID : A3LSPHA900 -- 835MHz CDMA Body SAR

DUT: SPH-A900(Body); Serial: FC-125-E
Program Name: SPH-A900 CDMA Body (Job No. : FC-125)
Procedure Name: Body, Ch. 1013, Ant. Intenna, Bat. Standard
Procedure Notes: Meas.Tissue Temp(celsius)-21.6;Test Date-22/Sep/2005[OET Bulletin 65-Supplement C, July 2001]

Communication System: CDMA; Frequency: 824.7 MHz;Duty Cycle: 1:1
Medium parameters used: f = 824.7 MHz; σ = 0.98 mho/m; ε_r = 55.3; ρ = 1000 kg/m^3
Phantom section: Flat Section

DASY4 Configuration:
- Probe: EX3DV4 - SN3537; ConvF(9.83, 9.83, 9.83); Calibrated: 2004-12-15
- Sensor-Surface: 4mm (Mechanical Surface Detection)
- Electronics: DAE3 Sn468; Calibrated: 2004-12-07
- Phantom: SAM 1800/1900 MHz; Type: SAM; Serial: TP-1248
- Measurement SW: DASY4, V4.5 Build 19; Postprocessing SW: SEMCAD, V1.8 Build 146

Body, Ch. 1013, Ant. Intenna, Bat. Standard/Zoom Scan (5x5x7)/Cube 0:
Measurement grid: dx=8mm, dy=8mm, dz=5mm
Reference Value = 13.4 V/m; Power Drift = -0.038 dB
Peak SAR (extrapolated) = 0.671 W/kg
SAR(1 g) = 0.485 mW/g

Maximum value of SAR (measured) = 0.513 mW/g

Body, Ch. 1013, Ant. Intenna, Bat. Standard/Area Scan (51x71x1): Measurement grid: dx=20mm, dy=20mm
Maximum value of SAR (interpolated) = 0.527 mW/g

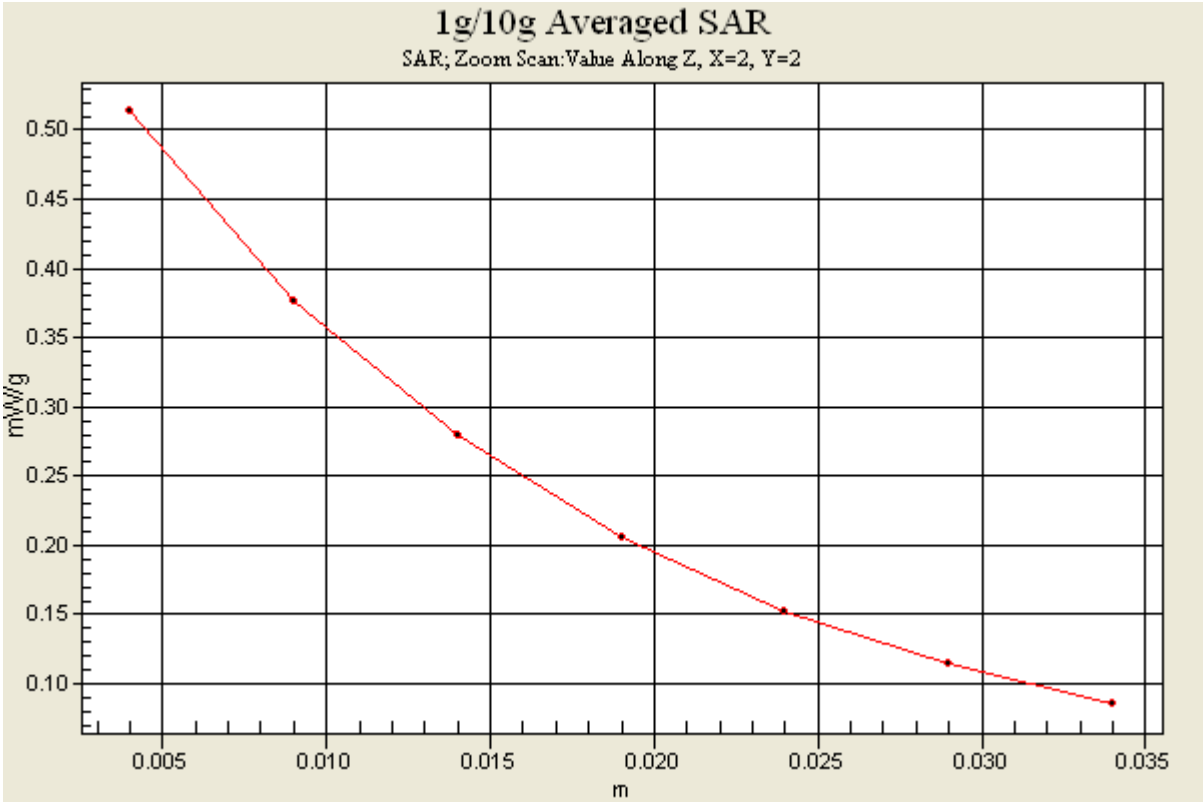

SAMSUNG FCC ID : A3LSPHA900 -- 835MHz CDMA Body SAR

DUT: SPH-A900(Body); Serial: FC-125-E
Program Name: SPH-A900 CDMA Body (Job No. : FC-125)
Procedure Name: Body, Ch. 1013, Ant. Intenna, Bat. Standard With BT ON
Procedure Notes: Meas.Tissue Temp(celsius)-21.6;Test Date-22/Sep/2005[OET Bulletin 65-Supplement C, July 2001]

Communication System: CDMA; Frequency: 824.7 MHz;Duty Cycle: 1:1
Medium parameters used: f = 824.7 MHz; σ = 0.98 mho/m; ε_r = 55.3; ρ = 1000 kg/m^3
Phantom section: Flat Section

DASY4 Configuration:
- Probe: EX3DV4 - SN3537; ConvF(9.83, 9.83, 9.83); Calibrated: 2004-12-15
- Sensor-Surface: 4mm (Mechanical Surface Detection)
- Electronics: DAE3 Sn468; Calibrated: 2004-12-07
- Phantom: SAM 1800/1900 MHz; Type: SAM; Serial: TP-1248
- Measurement SW: DASY4, V4.5 Build 19; Postprocessing SW: SEMCAD, V1.8 Build 14

Body, Ch. 1013, Ant. Intenna, Bat. Standard With BT ON/Zoom Scan (5x5x7)/Cube 0: Measurement grid: dx=8mm, dy=8mm, dz=5mm
Reference Value = 14.5 V/m; Power Drift = -0.011 dB
Peak SAR (extrapolated) = 0.940 W/kg
SAR(1 g) = 0.660 mW/g

Maximum value of SAR (measured) = 0.702 mW/g

Body, Ch. 1013, Ant. Intenna, Bat. Standard With BT ON/Area Scan (51x71x1):
Measurement grid: dx=20mm, dy=20mm
Maximum value of SAR (interpolated) = 0.710 mW/g

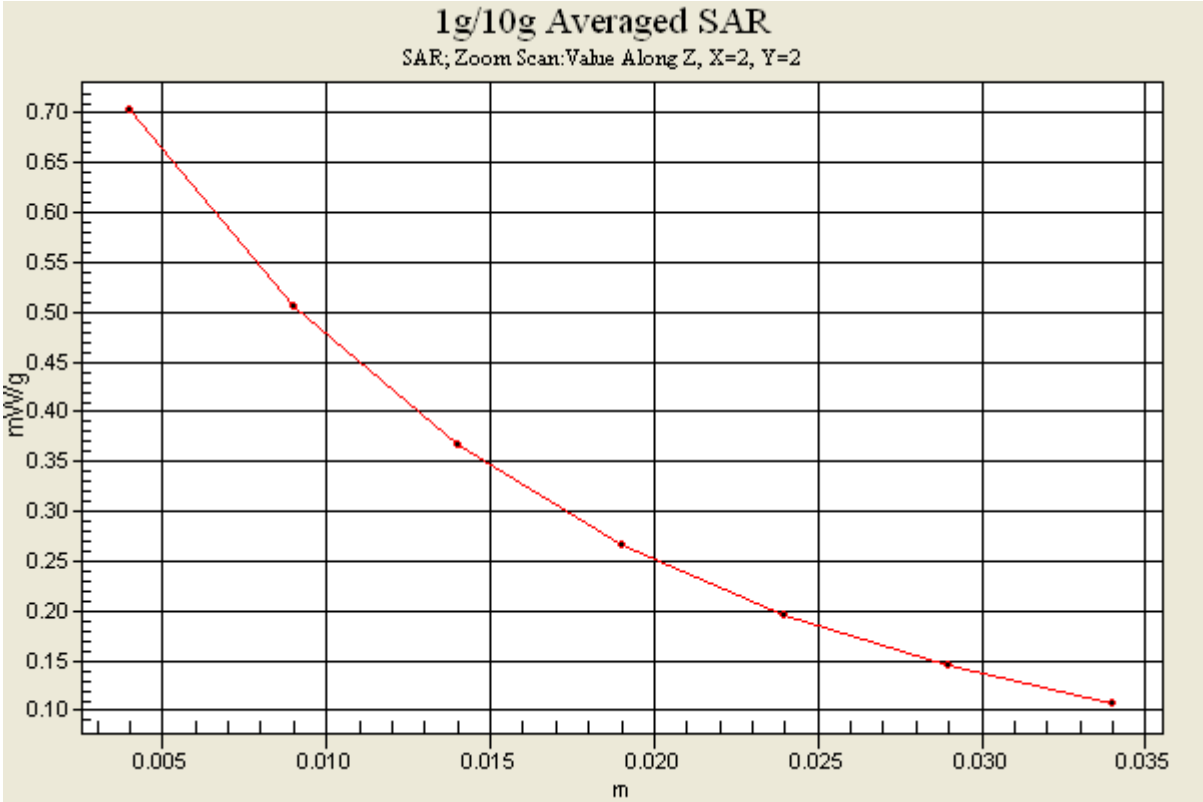

SAMSUNG FCC ID : A3LSPHA900 -- 1900MHz PCS Head SAR

DUT: SPH-A900; Serial: FC-125-E
Program Name: SPH-A900 PCS Right (Job No. : FC-125)
Procedure Name: Cheek/Touch, Ch.1175, Intenna, Bat. Standard
Procedure Notes: Meas.Tissue Temp(celsius)-21.9;Test Date-21/Sep/2005[OET Bulletin 65-Supplement C, July 2001]

Communication System: PCS; Frequency: 1908.75 MHz;Duty Cycle: 1:1
Medium parameters used: f = 1908.75 MHz; σ = 1.41 mho/m; ε_r = 38.8; ρ = 1000 kg/m^3
Phantom section: Right Section

DASY4 Configuration:
- Probe: EX3DV4 - SN3537; ConvF(8.29, 8.29, 8.29); Calibrated: 2004-12-15
- Sensor-Surface: 4mm (Mechanical Surface Detection)
- Electronics: DAE3 Sn468; Calibrated: 2004-12-07
- Phantom: SAM 1800/1900 MHz; Type: SAM; Serial: TP-1248
- Measurement SW: DASY4, V4.5 Build 19; Postprocessing SW: SEMCAD, V1.8 Build 146

Cheek/Touch, Ch.1175, Intenna, Bat. Standard/Area Scan (51x71x1): Measurement grid: dx=20mm, dy=20mm
Maximum value of SAR (interpolated) = 0.412 mW/g

Cheek/Touch, Ch.1175, Intenna, Bat. Standard/Zoom Scan (5x5x7)/Cube 0:
Measurement grid: dx=8mm, dy=8mm, dz=5mm
Reference Value = 8.30 V/m; Power Drift = -0.054 dB
Peak SAR (extrapolated) = 0.956 W/kg
SAR(1 g) = 0.514 mW/g

Maximum value of SAR (measured) = 0.579 mW/g

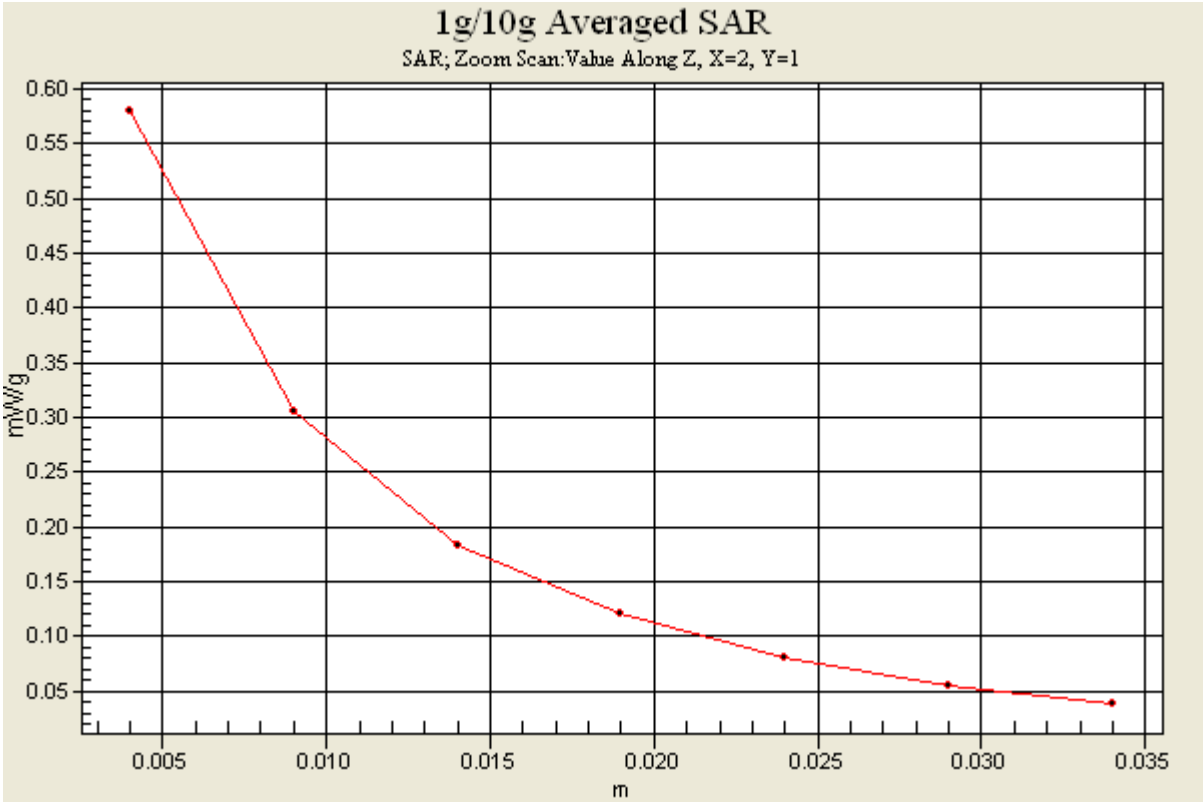

SAMSUNG FCC ID : A3LSPHA900 -- 1900MHz PCS Head SAR

DUT: SPH-A900; Serial: FC-125-E
Program Name: SPH-A900 PCS Right (Job No. : FC-125)
Procedure Name: Cheek/Touch, Ch.1175, Intenna, Bat. Standard With BT on
Procedure Notes: Meas.Tissue Temp(celsius)-21.9;Test Date-21/Sep/2005[OET Bulletin 65-Supplement C, July 2001]

Communication System: PCS; Frequency: 1908.75 MHz;Duty Cycle: 1:1
Medium parameters used: f = 1908.75 MHz; σ = 1.41 mho/m; ε_r = 38.8; ρ = 1000 kg/m^3
Phantom section: Right Section

DASY4 Configuration:
- Probe: EX3DV4 - SN3537; ConvF(8.29, 8.29, 8.29); Calibrated: 2004-12-15
- Sensor-Surface: 4mm (Mechanical Surface Detection)
- Electronics: DAE3 Sn468; Calibrated: 2004-12-07
- Phantom: SAM 1800/1900 MHz; Type: SAM; Serial: TP-1248
- Measurement SW: DASY4, V4.5 Build 19; Postprocessing SW: SEMCAD, V1.8 Build 146

Cheek/Touch, Ch.1175, Intenna, Bat. Standard With BT on/Area Scan (51x71x1):
Measurement grid: dx=20mm, dy=20mm
Maximum value of SAR (interpolated) = 0.368 mW/g

Cheek/Touch, Ch.1175, Intenna, Bat. Standard With BT on/Zoom Scan (5x5x7)/Cube 0: Measurement grid: dx=8mm, dy=8mm, dz=5mm
Reference Value = 7.89 V/m; Power Drift = 0.056 dB
Peak SAR (extrapolated) = 0.807 W/kg
SAR(1 g) = 0.452 mW/g

Maximum value of SAR (measured) = 0.488 mW/g

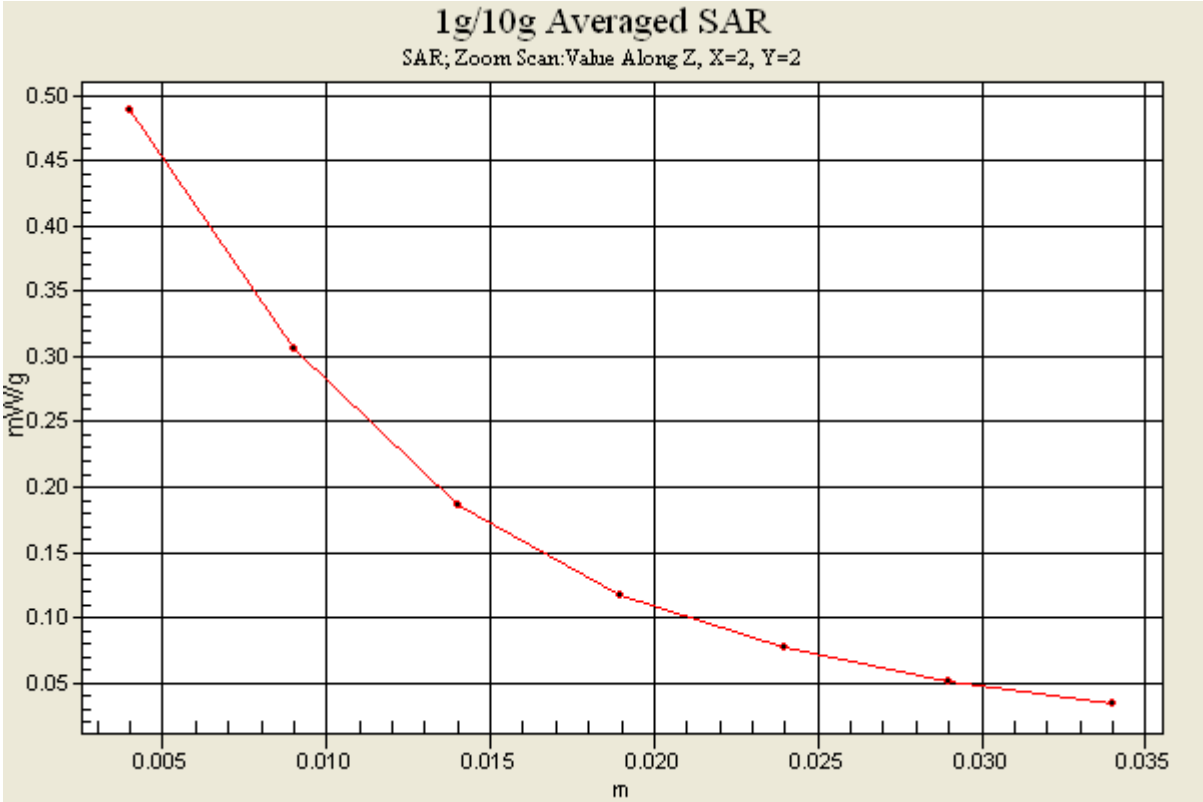

SAMSUNG FCC ID : A3LSPHA900 -- 1900MHz PCS Body SAR

DUT: SPH-A900(Body); Serial: FC-125-E
Program Name: SPH-A900 PCS Body (Job No. : FC-125)
Procedure Name: Body, Ch. 1175, Ant. Intenna, Bat. Standard
Procedure Notes: Meas.Tissue Temp(celsius)-22.1;Test Date-21/Sep/2005[OET Bulletin 65-Supplement C, July 2001]

Communication System: PCS; Frequency: 1908.75 MHz;Duty Cycle: 1:1
Medium parameters used: f = 1908.75 MHz; σ = 1.54 mho/m; ε_r = 51.8; ρ = 1000 kg/m^3
Phantom section: Flat Section

DASY4 Configuration:
- Probe: EX3DV4 - SN3537; ConvF(7.76, 7.76, 7.76); Calibrated: 2004-12-15
- Sensor-Surface: 4mm (Mechanical Surface Detection)
- Electronics: DAE3 Sn468; Calibrated: 2004-12-07
- Phantom: SAM 1800/1900 MHz; Type: SAM; Serial: TP-1248
- Measurement SW: DASY4, V4.5 Build 19; Postprocessing SW: SEMCAD, V1.8 Build 146

Body, Ch. 1175, Ant. Intenna, Bat. Standard/Zoom Scan (5x5x7)/Cube 0:
Measurement grid: dx=8mm, dy=8mm, dz=5mm
Reference Value = 15.5 V/m; Power Drift = -0.148 dB
Peak SAR (extrapolated) = 1.33 W/kg
SAR(1 g) = 0.871 mW/g

Maximum value of SAR (measured) = 0.909 mW/g

Body, Ch. 1175, Ant. Intenna, Bat. Standard/Area Scan (51x71x1): Measurement grid: dx=20mm, dy=20mm
Maximum value of SAR (interpolated) = 1.11 mW/g

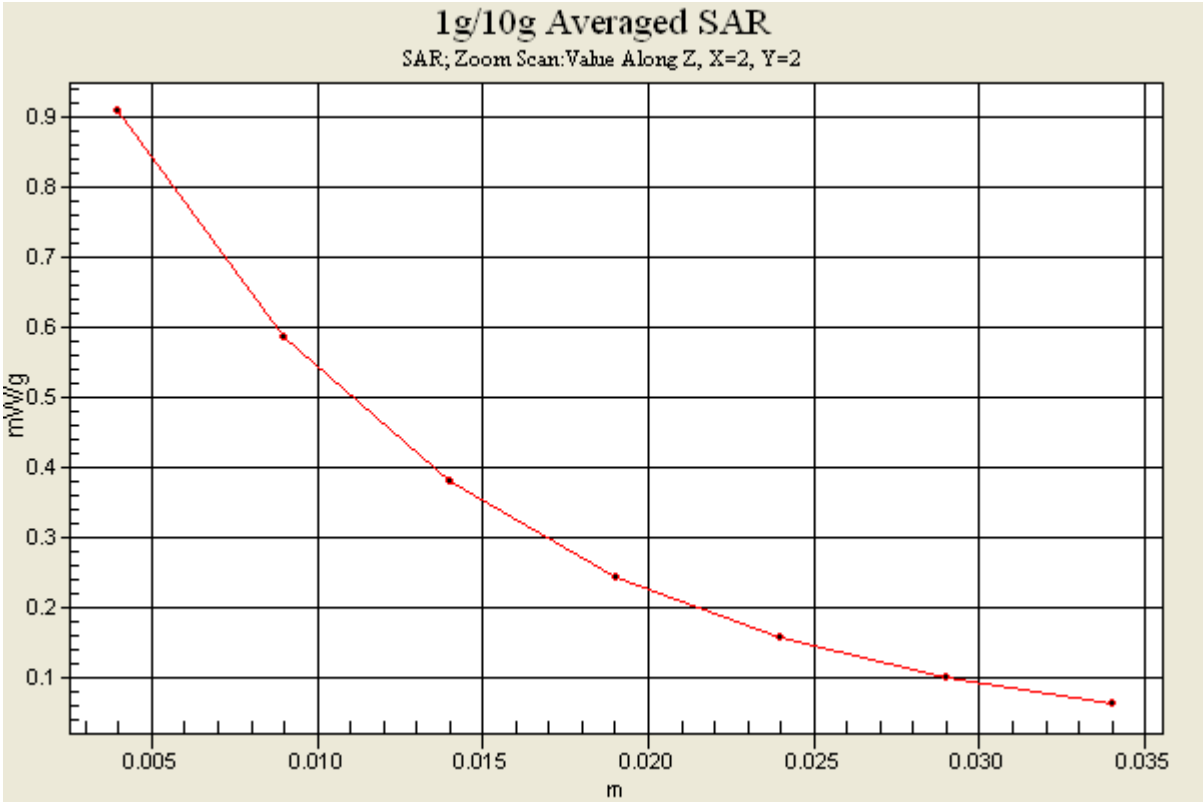

SAMSUNG FCC ID : A3LSPHA900 -- 1900MHz PCS Body SAR

DUT: SPH-A900(Body); Serial: FC-125-E
Program Name: SPH-A900 PCS Body (Job No. : FC-125)
Procedure Name: Body, Ch. 1175, Ant. Intenna, Bat. Standard With BT ON
Procedure Notes: Meas.Tissue Temp(celsius)-22.1;Test Date-21/Sep/2005[OET Bulletin 65-Supplement C, July 2001]

Communication System: PCS; Frequency: 1908.75 MHz;Duty Cycle: 1:1
Medium parameters used: f = 1908.75 MHz; σ = 1.54 mho/m; ε_r = 51.8; ρ = 1000 kg/m^3
Phantom section: Flat Section

DASY4 Configuration:
- Probe: EX3DV4 - SN3537; ConvF(7.76, 7.76, 7.76); Calibrated: 2004-12-15
- Sensor-Surface: 4mm (Mechanical Surface Detection)
- Electronics: DAE3 Sn468; Calibrated: 2004-12-07
- Phantom: SAM 1800/1900 MHz; Type: SAM; Serial: TP-1248
- Measurement SW: DASY4, V4.5 Build 19; Postprocessing SW: SEMCAD, V1.8 Build 146

Body, Ch. 1175, Ant. Intenna, Bat. Standard With BT ON/Area Scan (51x71x1):
Measurement grid: dx=20mm, dy=20mm
Maximum value of SAR (interpolated) = 1.27 mW/g

Body, Ch. 1175, Ant. Intenna, Bat. Standard With BT ON/Zoom Scan (5x5x7)/Cube 0: Measurement grid: dx=8mm, dy=8mm, dz=5mm
Reference Value = 13.6 V/m; Power Drift = -0.01 dB
Peak SAR (extrapolated) = 1.46 W/kg
SAR(1 g) = 0.962 mW/g
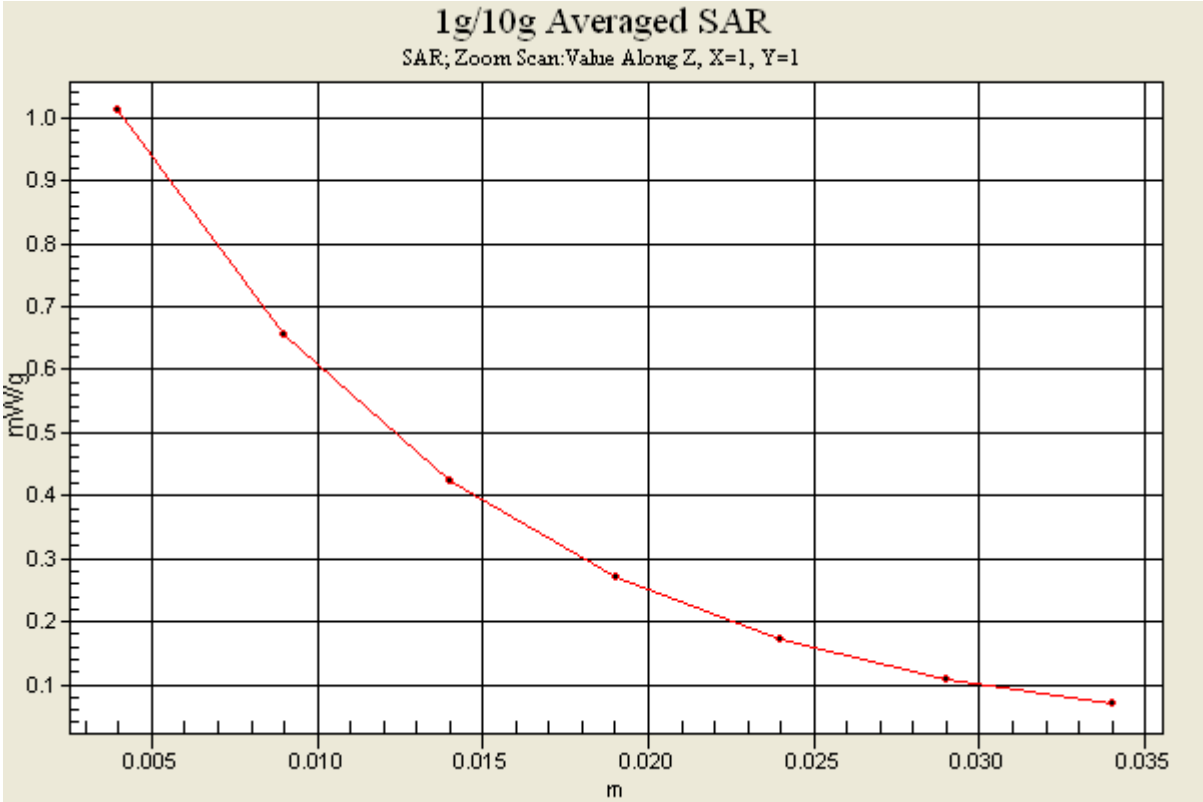
Maximum value of SAR (measured) = 1.01 mW/g