SAMSUNG FCC ID : A3LSPHA960 835MHz CDMA Head SAR
DUT: SPH-A960; Serial: FC-169-M
Program Name: SPH-A960 CDMA Right (Job No.:FC-169)
Procedure Name: Cheek, 777ch, Ant.Intenna, Bat.Standard (Camera Cover Closed)
Procedure Notes: Meas. Ambient Temp-21.6; Tissue Temp(celsius)-21.5; Test Date-07/Feb/2006 [OET Bulletin 65-Supplement C, July 2001]
Communication System: CDMA; Frequency: 848.31 MHz;Duty Cycle: 1:1
Medium parameters used: f = 848.31 MHz; σ = 0.88 mho/m; ε_r = 40.5; ρ = 1000 kg/m^3
Phantom section: Right Section
DASY4 Configuration:
- Probe: EX3DV4 - SN3537; ConvF(9.31, 9.31, 9.31); Calibrated: 2005-11-22
- Sensor-Surface: 4mm (Mechanical Surface Detection)
- Electronics: DAE4 Sn670; Calibrated: 2005-04-05
- Phantom: SAM ALL BAND; Type: SAM; Serial: TP-1141
- Measurement SW: DASY4, V4.6 Build 23; Postprocessing SW: SEMCAD, V1.8 Build 160

Cheek, 777ch, Ant.Intenna, Bat.Standard /Area Scan (51x71x1): Measurement grid: dx=20mm, dy=20mm
Maximum value of SAR (interpolated) = 1.33 mW/g

Cheek, 777ch, Ant.Intenna, Bat.Standard /Zoom Scan (5x5x7)/Cube 0: Measurement grid: dx=8mm, dy=8mm, dz=5mm
Reference Value = 13.2 V/m; Power Drift = 0.011 dB
Peak SAR (extrapolated) = 1.98 W/kg
SAR(1 g) = 1.3 mW/g
Maximum value of SAR (measured) = 1.40 mW/g

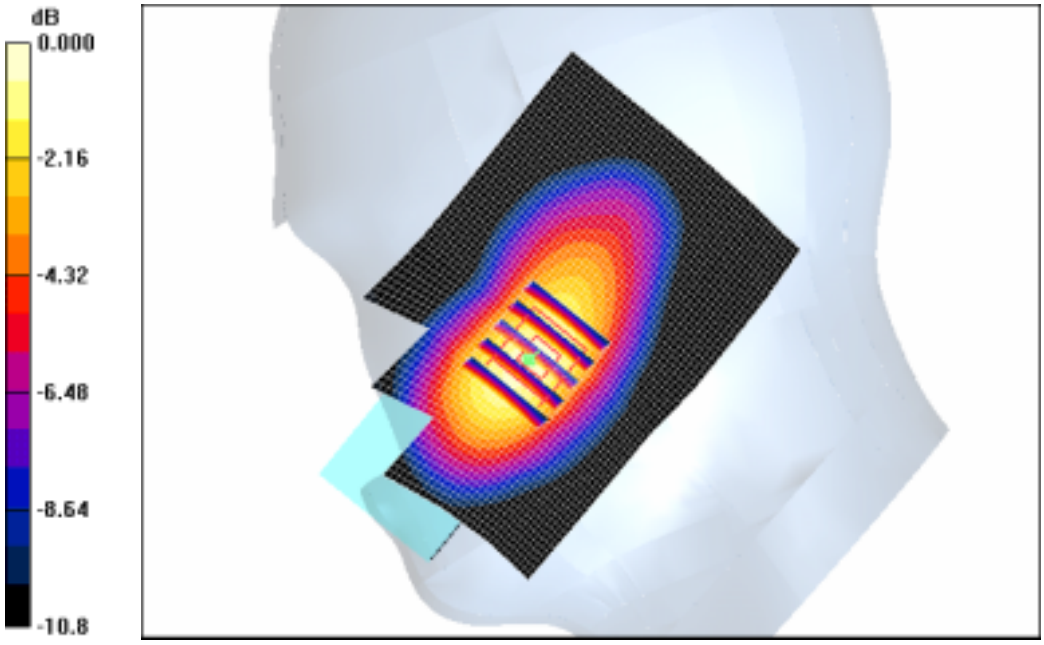

0 dB = 1.40mW/g

SAMSUNG FCC ID : A3LSPHA960 835MHz CDMA Head SAR
DUT: SPH-A960; Serial: FC-169-M
Program Name: SPH-A960 CDMA Right (Job No.:FC-169)
Procedure Name: Tilt, 384ch, Ant.Intenna, Bat.Standard
Procedure Notes: Meas. Ambient Temp-21.6; Tissue Temp(celsius)-21.5; Test Date-07/Feb/2006 [OET Bulletin 65-Supplement C, July 2001]
Communication System: CDMA; Frequency: 836.52 MHz;Duty Cycle: 1:1
Medium parameters used: f = 836.52 MHz; σ = 0.88 mho/m; ε_r = 40.5; ρ = 1000 kg/m^3
Phantom section: Right Section
DASY4 Configuration:
- Probe: EX3DV4 - SN3537; ConvF(9.31, 9.31, 9.31); Calibrated: 2005-11-22
- Sensor-Surface: 4mm (Mechanical Surface Detection)
- Electronics: DAE4 Sn670; Calibrated: 2005-04-05
- Phantom: SAM ALL BAND; Type: SAM; Serial: TP-1141
- Measurement SW: DASY4, V4.6 Build 23; Postprocessing SW: SEMCAD, V1.8 Build 160

Tilt, 384ch, Ant.Intenna, Bat.Standard/Zoom Scan (5x5x7)/Cube 0: Measurement grid: dx=8mm, dy=8mm, dz=5mm
Reference Value = 13.0 V/m; Power Drift = -0.186 dB
Peak SAR (extrapolated) = 0.355 W/kg
SAR(1 g) = 0.273 mW/g
Maximum value of SAR (measured) = 0.288 mW/g

Tilt, 384ch, Ant.Intenna, Bat.Standard/Area Scan (51x71x1): Measurement grid: dx=20mm, dy=20mm
Maximum value of SAR (interpolated) = 0.287 mW/g

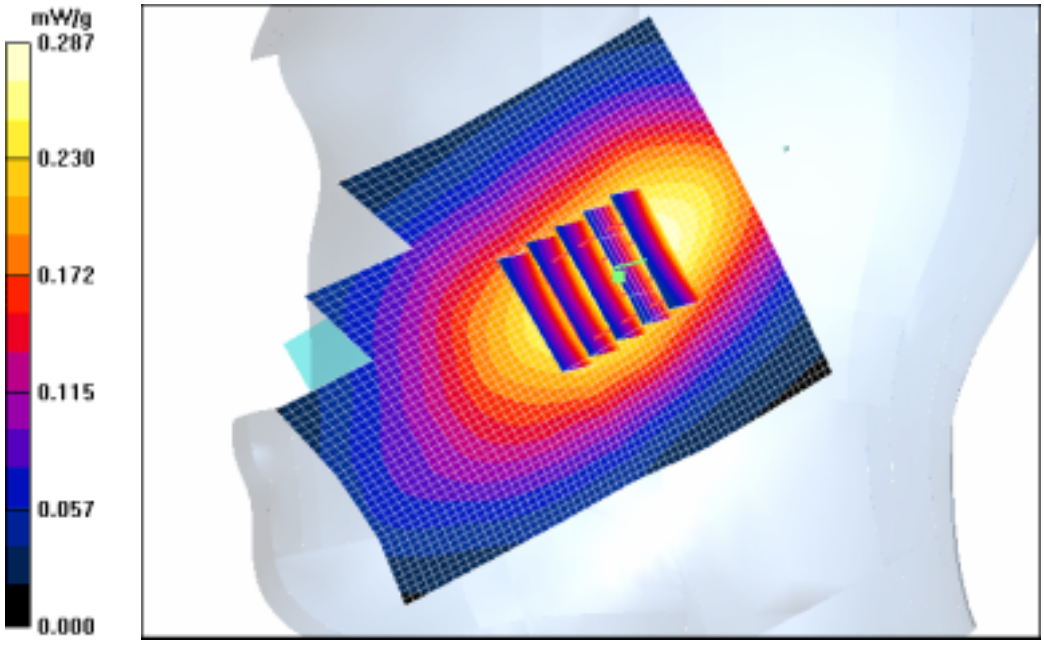

SAMSUNG FCC ID : A3LSPHA960 835MHz CDMA Head SAR
DUT: SPH-A960; Serial: FC-169-M
Program Name: SPH-A960 CDMA Left (Job No.: FC-169)
Procedure Name: Cheek, 777ch, Ant.Intenna, Bat.Standard
Procedure Notes: Meas. Ambient Temp-21.6; Tissue Temp(celsius)-21.5; Test Date-07/Feb/2006 [OET Bulletin 65-Supplement C, July 2001]
Communication System: CDMA; Frequency: 848.31 MHz;Duty Cycle: 1:1
Medium parameters used: f = 848.31 MHz; σ = 0.88 mho/m; ε_r = 40.5; ρ = 1000 kg/m^3
Phantom section: Left Section
DASY4 Configuration:
- Probe: EX3DV4 - SN3537; ConvF(9.31, 9.31, 9.31); Calibrated: 2005-11-22
- Sensor-Surface: 4mm (Mechanical Surface Detection)
- Electronics: DAE4 Sn670; Calibrated: 2005-04-05
- Phantom: SAM ALL BAND; Type: SAM; Serial: TP-1141
- Measurement SW: DASY4, V4.6 Build 23; Postprocessing SW: SEMCAD, V1.8 Build 160

Cheek, 777ch, Ant.Intenna, Bat.Standard/Zoom Scan (5x5x7)/Cube 0: Measurement grid: dx=8mm, dy=8mm, dz=5mm
Reference Value = 14.1 V/m; Power Drift = -0.134 dB
Peak SAR (extrapolated) = 1.65 W/kg
SAR(1 g) = 1.13 mW/g
Maximum value of SAR (measured) = 1.20 mW/g

Cheek, 777ch, Ant.Intenna, Bat.Standard/Area Scan (51x71x1): Measurement grid: dx=20mm, dy=20mm
Maximum value of SAR (interpolated) = 1.10 mW/g

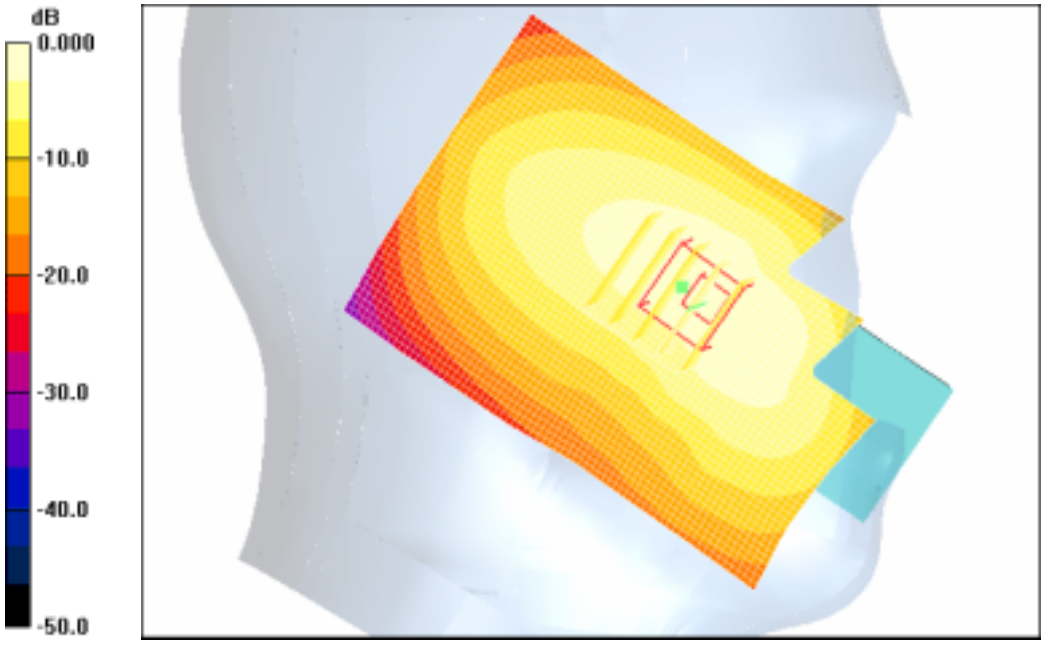

0 dB = 1.10mW/g

SAMSUNG FCC ID : A3LSPHA960 835MHz CDMA Head SAR
DUT: SPH-A960; Serial: FC-169-M
Program Name: SPH-A960 CDMA Left (Job No.: FC-169)
Procedure Name: Tilt, 384ch, Ant.Intenna, Bat.Standard
Procedure Notes: Meas. Ambient Temp-21.6; Tissue Temp(celsius)-21.5; Test Date-07/Feb/2006 [OET Bulletin 65-Supplement C, July 2001]
Communication System: CDMA; Frequency: 836.52 MHz;Duty Cycle: 1:1
Medium parameters used: f = 836.52 MHz; σ = 0.88 mho/m; ε_r = 40.5; ρ = 1000 kg/m^3
Phantom section: Left Section
DASY4 Configuration:
- Probe: EX3DV4 - SN3537; ConvF(9.31, 9.31, 9.31); Calibrated: 2005-11-22
- Sensor-Surface: 4mm (Mechanical Surface Detection)
- Electronics: DAE4 Sn670; Calibrated: 2005-04-05
- Phantom: SAM ALL BAND; Type: SAM; Serial: TP-1141
- Measurement SW: DASY4, V4.6 Build 23; Postprocessing SW: SEMCAD, V1.8 Build 160

Tilt, 384ch, Ant.Intenna, Bat.Standard/Zoom Scan (5x5x7)/Cube 0: Measurement grid: dx=8mm, dy=8mm, dz=5mm
Reference Value = 12.6 V/m; Power Drift = 0.174 dB
Peak SAR (extrapolated) = 0.368 W/kg
SAR(1 g) = 0.283 mW/g
Maximum value of SAR (measured) = 0.295 mW/g

Tilt, 384ch, Ant.Intenna, Bat.Standard/Area Scan (51x71x1): Measurement grid: dx=20mm, dy=20mm
Maximum value of SAR (interpolated) = 0.298 mW/g



SAMSUNG FCC ID : A3LSPHA960 835MHz CDMA Body SAR
DUT: SPH-A960(Body); Serial: FC-169-M
Program Name: SPH-A960 CDMA Body (Job No. : FC-169)
Procedure Name: Body, Ch. 0384, Ant. Intenna, Bat. Standard
Procedure Notes: Meas.Ambient temp(celsius)-21.7;Tissue Temp(celsius)-21.6;Test Date-07/Feb/2006[OET Bulletin 65-Supplement C, July 2001]
Communication System: CDMA; Frequency: 836.52 MHz;Duty Cycle: 1:1
Medium parameters used: f = 836.52 MHz; σ = 0.99 mho/m; ε_r = 54.3; ρ = 1000 kg/m^3
Phantom section: Flat Section
DASY4 Configuration:
- Probe: EX3DV4 - SN3537; ConvF(9.57, 9.57, 9.57); Calibrated: 2005-11-22
- Sensor-Surface: 4mm (Mechanical Surface Detection)
- Electronics: DAE4 Sn670; Calibrated: 2005-04-05
- Phantom: SAM ALL BAND; Type: SAM; Serial: TP-1141
- Measurement SW: DASY4, V4.6 Build 23; Postprocessing SW: SEMCAD, V1.8 Build 160

Body, Ch. 0384, Ant. Intenna, Bat. Standard/Zoom Scan (5x5x7)/Cube 0: Measurement grid: dx=8mm, dy=8mm, dz=5mm
Reference Value = 18.4 V/m; Power Drift = -0.032 dB
Peak SAR (extrapolated) = 0.412 W/kg
SAR(1 g) = 0.315 mW/g
Maximum value of SAR (measured) = 0.333 mW/g

Body, Ch. 0384, Ant. Intenna, Bat. Standard/Area Scan (51x71x1): Measurement grid: dx=20mm, dy=20mm
Maximum value of SAR (interpolated) = 0.346 mW/g

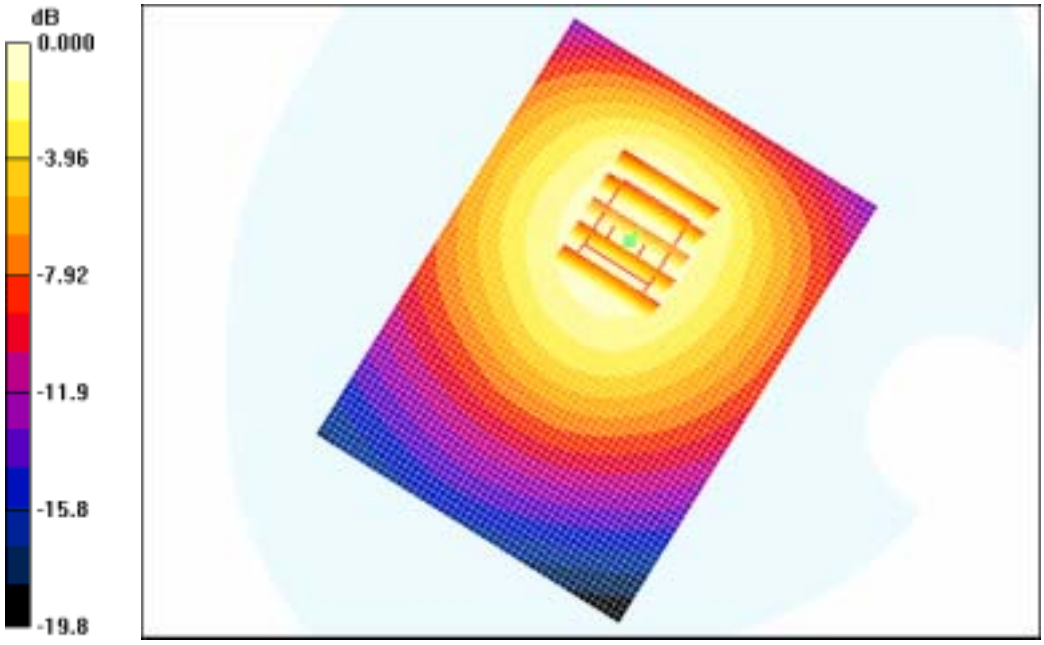

0 dB = 0.346mW/g

SAMSUNG FCC ID : A3LSPHA960 835MHz CDMA Head SAR
DUT: SPH-A960; Serial: FC-169-M
Program Name: SPH-A960 CDMA Right (Job No.:FC-169)
Procedure Name: Cheek, 777ch, Ant.Intenna, Bat.Standard With BT ON
Procedure Notes: Meas. Ambient Temp-21.6; Tissue Temp(celsius)-21.5; Test Date-07/Feb/2006 [OET Bulletin 65-Supplement C, July 2001]
Communication System: CDMA; Frequency: 848.31 MHz;Duty Cycle: 1:1
Medium parameters used: f = 848.31 MHz; σ = 0.88 mho/m; ε_r = 40.5; ρ = 1000 kg/m^3
Phantom section: Right Section
DASY4 Configuration:
- Probe: EX3DV4 - SN3537; ConvF(9.31, 9.31, 9.31); Calibrated: 2005-11-22
- Sensor-Surface: 4mm (Mechanical Surface Detection)
- Electronics: DAE4 Sn670; Calibrated: 2005-04-05
- Phantom: SAM ALL BAND; Type: SAM; Serial: TP-1141
- Measurement SW: DASY4, V4.6 Build 23; Postprocessing SW: SEMCAD, V1.8 Build 160

Cheek, 777ch, Ant.Intenna, Bat.Standard With BT ON/Area Scan (51x71x1):
Measurement grid: dx=20mm, dy=20mm
Maximum value of SAR (interpolated) = 1.31 mW/g

Cheek, 777ch, Ant.Intenna, Bat.Standard With BT ON/Zoom Scan (5x5x7)/Cube 0:
Measurement grid: dx=8mm, dy=8mm, dz=5mm
Reference Value = 13.8 V/m; Power Drift = 0.006 dB
Peak SAR (extrapolated) = 1.94 W/kg
SAR(1 g) = 1.28 mW/g
Maximum value of SAR (measured) = 1.37 mW/g

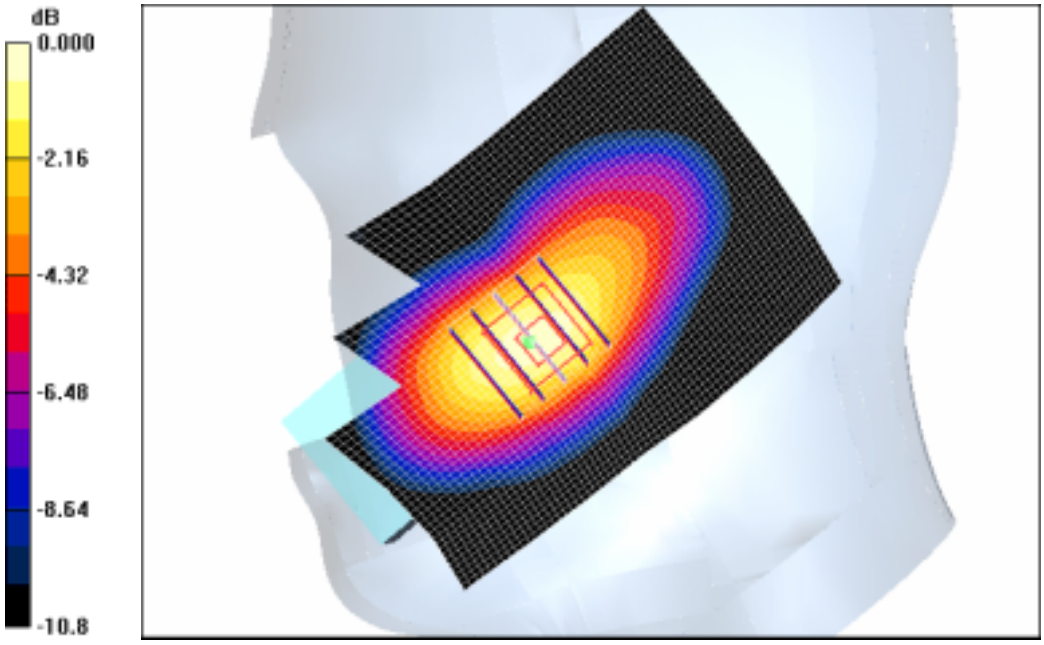

0 dB = 1.37mW/g

SAMSUNG FCC ID : A3LSPHA960 835MHz CDMA Body SAR
DUT: SPH-A960(Body); Serial: FC-169-M
Program Name: SPH-A960 CDMA Body (Job No. : FC-169)
Procedure Name: Body, Ch. 0384, Ant. Intenna, Bat. Standard With BT ON (Camera Cover Close)
Procedure Notes: Meas.Ambient temp(celsius)-21.7;Tissue Temp(celsius)-21.6;Test Date-07/Feb/2006[OET Bulletin 65-Supplement C, July 2001]
Communication System: CDMA; Frequency: 836.52 MHz;Duty Cycle: 1:1
Medium parameters used: f = 836.52 MHz; σ = 0.99 mho/m; ε_r = 54.3; ρ = 1000 kg/m^3
Phantom section: Flat Section
DASY4 Configuration:
- Probe: EX3DV4 - SN3537; ConvF(9.57, 9.57, 9.57); Calibrated: 2005-11-22
- Sensor-Surface: 4mm (Mechanical Surface Detection)
- Electronics: DAE4 Sn670; Calibrated: 2005-04-05
- Phantom: SAM ALL BAND; Type: SAM; Serial: TP-1141
- Measurement SW: DASY4, V4.6 Build 23; Postprocessing SW: SEMCAD, V1.8 Build 160

Body, Ch. 0384, Ant. Intenna, Bat. Standard With BT ON /Area Scan (51x71x1):
Measurement grid: dx=20mm, dy=20mm
Maximum value of SAR (interpolated) = 0.355 mW/g

Body, Ch. 0384, Ant. Intenna, Bat. Standard With BT ON /Zoom Scan (5x5x7)/Cube 0:
Measurement grid: dx=8mm, dy=8mm, dz=5mm
Reference Value = 18.5 V/m; Power Drift = -0.031 dB
Peak SAR (extrapolated) = 0.427 W/kg
SAR(1 g) = 0.329 mW/g
Maximum value of SAR (measured) = 0.344 mW/g



0 dB = 0.344mW/g

SAMSUNG FCC ID : A3LSPHA960 835MHz CDMA Body SAR
DUT: SPH-A960(Body); Serial: FC-169-M
Program Name: SPH-A960 CDMA Body (Job No. : FC-169)
Procedure Name: Body, Ch. 0384, Ant. Intenna, Bat. Standard (EV-DO Call Mode)
Procedure Notes: Meas.Ambient temp(celsius)-21.7;Tissue Temp(celsius)-21.6;Test Date-07/Feb/2006[OET Bulletin 65-Supplement C, July 2001]
Communication System: CDMA; Frequency: 836.52 MHz;Duty Cycle: 1:1
Medium parameters used: f = 836.52 MHz; σ = 0.99 mho/m; ε_r = 54.3; ρ = 1000 kg/m^3
Phantom section: Flat Section
DASY4 Configuration:
- Probe: EX3DV4 - SN3537; ConvF(9.57, 9.57, 9.57); Calibrated: 2005-11-22
- Sensor-Surface: 4mm (Mechanical Surface Detection)
- Electronics: DAE4 Sn670; Calibrated: 2005-04-05
- Phantom: SAM ALL BAND; Type: SAM; Serial: TP-1141
- Measurement SW: DASY4, V4.6 Build 23; Postprocessing SW: SEMCAD, V1.8 Build 160

Body, Ch. 0384, Ant. Intenna, Bat. Standard (EV-DO Call Mode)/Area Scan (51x71x1):
Measurement grid: dx=20mm, dy=20mm
Maximum value of SAR (interpolated) = 0.241 mW/g

Body, Ch. 0384, Ant. Intenna, Bat. Standard (EV-DO Call Mode)/Zoom Scan (5x5x7)/Cube 0: Measurement grid: dx=8mm, dy=8mm, dz=5mm
Reference Value = 15.3 V/m; Power Drift = -0.143 dB
Peak SAR (extrapolated) = 0.287 W/kg
SAR(1 g) = 0.221 mW/g
Maximum value of SAR (measured) = 0.233 mW/g



0 dB = 0.233mW/g

SAMSUNG FCC ID : A3LSPHA960 835MHz CDMA Head SAR
DUT: SPH-A960; Serial: FC-169-M
Program Name: SPH-A960 CDMA Right (Job No.:FC-169)
Procedure Name: Cheek, 777ch, Ant.Intenna, Bat.Standard (Camera Cover Closed)
Procedure Notes: Meas. Ambient Temp-21.6; Tissue Temp(celsius)-21.5; Test Date-07/Feb/2006 [OET Bulletin 65-Supplement C, July 2001]
Communication System: CDMA; Frequency: 848.31 MHz;Duty Cycle: 1:1
Medium parameters used: f = 848.31 MHz; σ = 0.88 mho/m; ε_r = 40.5; ρ = 1000 kg/m^3
Phantom section: Right Section
DASY4 Configuration:
- Probe: EX3DV4 - SN3537; ConvF(9.31, 9.31, 9.31); Calibrated: 2005-11-22
- Sensor-Surface: 4mm (Mechanical Surface Detection)
- Electronics: DAE4 Sn670; Calibrated: 2005-04-05
- Phantom: SAM ALL BAND; Type: SAM; Serial: TP-1141
- Measurement SW: DASY4, V4.6 Build 23; Postprocessing SW: SEMCAD, V1.8 Build 160

Cheek, 777ch, Ant.Intenna, Bat.Standard /Area Scan (51x71x1): Measurement grid: dx=20mm, dy=20mm
Maximum value of SAR (interpolated) = 1.33 mW/g

Cheek, 777ch, Ant.Intenna, Bat.Standard/Zoom Scan (5x5x7)/Cube 0: Measurement grid: dx=8mm, dy=8mm, dz=5mm
Reference Value = 13.2 V/m; Power Drift = 0.011 dB
Peak SAR (extrapolated) = 1.98 W/kg
SAR(1 g) = 1.3 mW/g
Maximum value of SAR (measured) = 1.40 mW/g

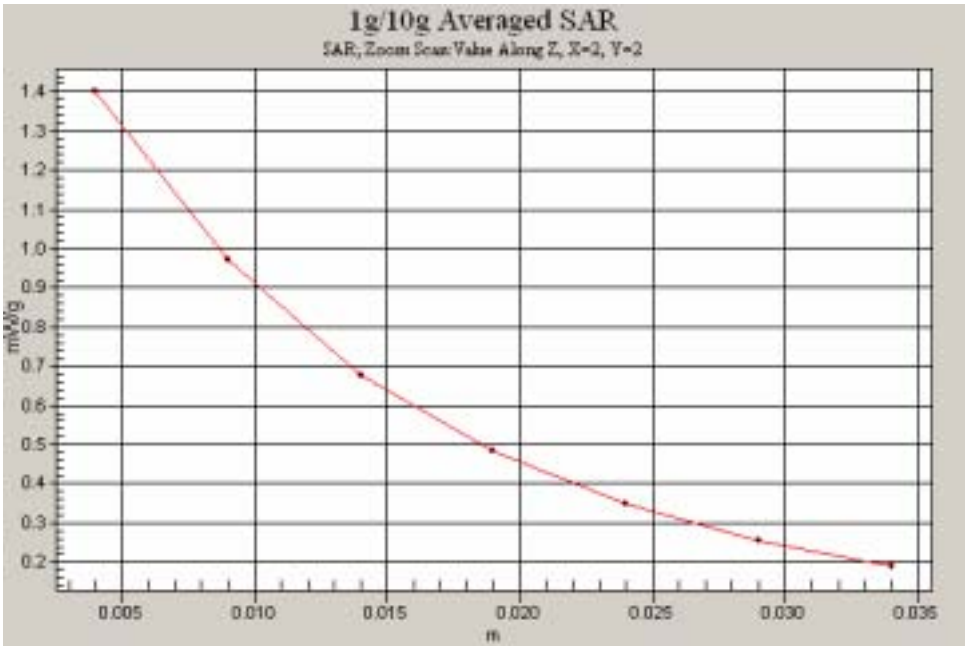

SAMSUNG FCC ID : A3LSPHA960 835MHz CDMA Head SAR
DUT: SPH-A960; Serial: FC-169-M
Program Name: SPH-A960 CDMA Right (Job No.:FC-169)
Procedure Name: Cheek, 777ch, Ant.Intenna, Bat.Standard With BT ON
Procedure Notes: Meas. Ambient Temp-21.6; Tissue Temp(celsius)-21.5; Test Date-07/Feb/2006 [OET Bulletin 65-Supplement C, July 2001]
Communication System: CDMA; Frequency: 848.31 MHz;Duty Cycle: 1:1
Medium parameters used: f = 848.31 MHz; σ = 0.88 mho/m; ε_r = 40.5; ρ = 1000 kg/m^3
Phantom section: Right Section
DASY4 Configuration:
- Probe: EX3DV4 - SN3537; ConvF(9.31, 9.31, 9.31); Calibrated: 2005-11-22
- Sensor-Surface: 4mm (Mechanical Surface Detection)
- Electronics: DAE4 Sn670; Calibrated: 2005-04-05
- Phantom: SAM ALL BAND; Type: SAM; Serial: TP-1141
- Measurement SW: DASY4, V4.6 Build 23; Postprocessing SW: SEMCAD, V1.8 Build 160

Cheek, 777ch, Ant.Intenna, Bat.Standard With BT ON/Area Scan (51x71x1):
Measurement grid: dx=20mm, dy=20mm
Maximum value of SAR (interpolated) = 1.31 mW/g

Cheek, 777ch, Ant.Intenna, Bat.Standard With BT ON/Zoom Scan (5x5x7)/Cube 0:
Measurement grid: dx=8mm, dy=8mm, dz=5mm
Reference Value = 13.8 V/m; Power Drift = 0.006 dB
Peak SAR (extrapolated) = 1.94 W/kg
SAR(1 g) = 1.28 mW/g
Maximum value of SAR (measured) = 1.37 mW/g

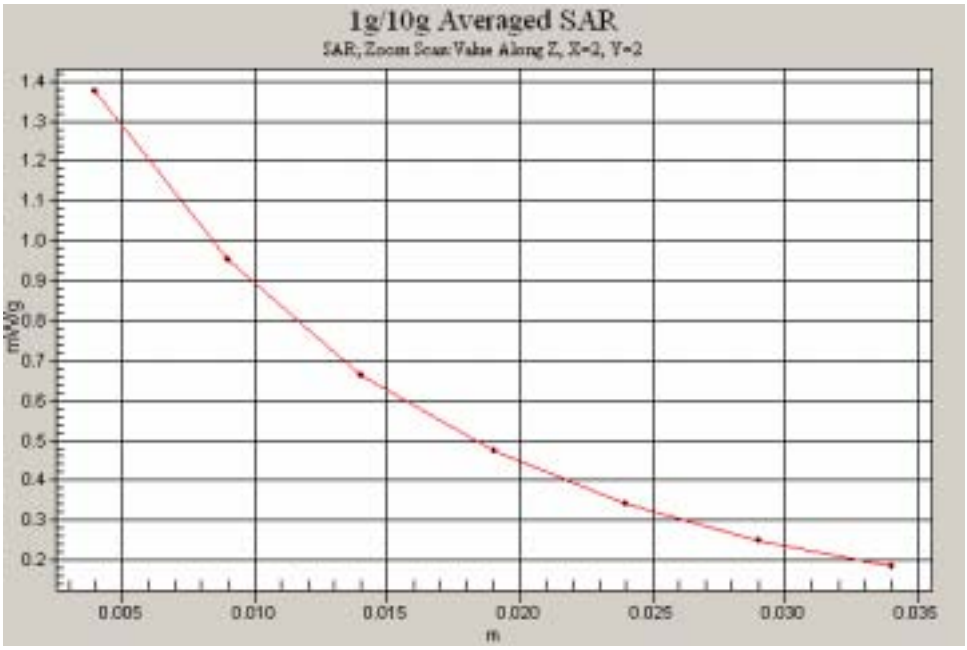

SAMSUNG FCC ID : A3LSPHA960 835MHz CDMA Body SAR
DUT: SPH-A960(Body); Serial: FC-169-M
Program Name: SPH-A960 CDMA Body (Job No. : FC-169)
Procedure Name: Body, Ch. 0384, Ant. Intenna, Bat. Standard
Procedure Notes: Meas.Ambient temp(celsius)-21.7;Tissue Temp(celsius)-21.6;Test Date-07/Feb/2006[OET Bulletin 65-Supplement C, July 2001]
Communication System: CDMA; Frequency: 836.52 MHz;Duty Cycle: 1:1
Medium parameters used: f = 836.52 MHz; σ = 0.99 mho/m; ε_r = 54.3; ρ = 1000 kg/m^3
Phantom section: Flat Section
DASY4 Configuration:
- Probe: EX3DV4 - SN3537; ConvF(9.57, 9.57, 9.57); Calibrated: 2005-11-22
- Sensor-Surface: 4mm (Mechanical Surface Detection)
- Electronics: DAE4 Sn670; Calibrated: 2005-04-05
- Phantom: SAM ALL BAND; Type: SAM; Serial: TP-1141
- Measurement SW: DASY4, V4.6 Build 23; Postprocessing SW: SEMCAD, V1.8 Build 160

Body, Ch. 0384, Ant. Intenna, Bat. Standard/Zoom Scan (5x5x7)/Cube 0: Measurement grid: dx=8mm, dy=8mm, dz=5mm
Reference Value = 18.4 V/m; Power Drift = -0.032 dB
Peak SAR (extrapolated) = 0.412 W/kg
SAR(1 g) = 0.315 mW/g
Maximum value of SAR (measured) = 0.333 mW/g

Body, Ch. 0384, Ant. Intenna, Bat. Standard/Area Scan (51x71x1): Measurement grid: dx=20mm, dy=20mm
Maximum value of SAR (interpolated) = 0.346 mW/g

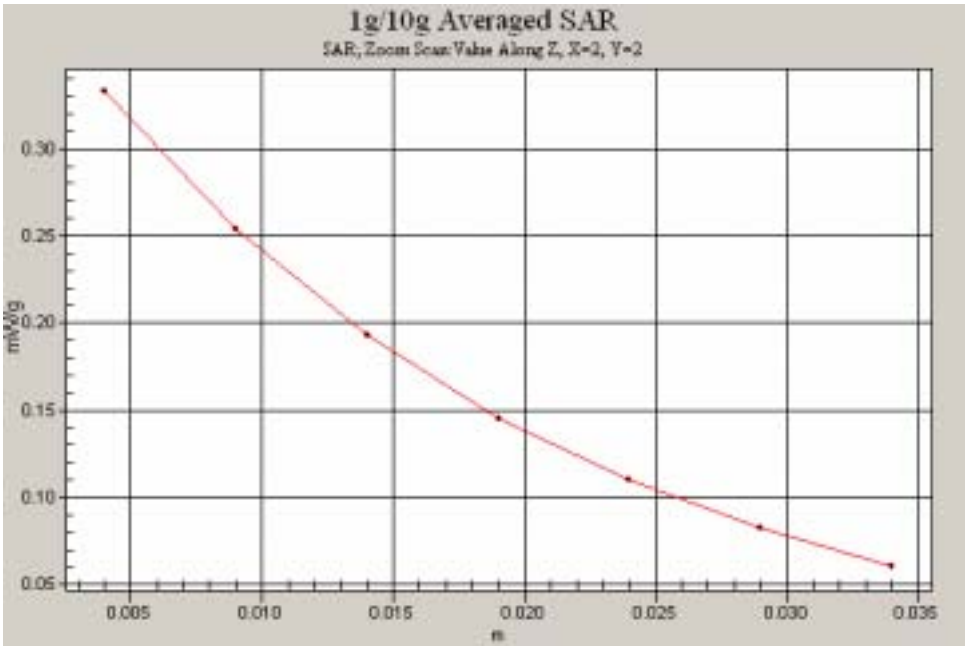

SAMSUNG FCC ID : A3LSPHA960 835MHz CDMA Body SAR
DUT: SPH-A960(Body); Serial: FC-169-M
Program Name: SPH-A960 CDMA Body (Job No. : FC-169)
Procedure Name: Body, Ch. 0384, Ant. Intenna, Bat. Standard With BT ON (Camera Cover Close)
Procedure Notes: Meas.Ambient temp(celsius)-21.7;Tissue Temp(celsius)-21.6;Test Date-07/Feb/2006[OET Bulletin 65-Supplement C, July 2001]
Communication System: CDMA; Frequency: 836.52 MHz;Duty Cycle: 1:1
Medium parameters used: f = 836.52 MHz; σ = 0.99 mho/m; ε_r = 54.3; ρ = 1000 kg/m^3
Phantom section: Flat Section
DASY4 Configuration:
- Probe: EX3DV4 - SN3537; ConvF(9.57, 9.57, 9.57); Calibrated: 2005-11-22
- Sensor-Surface: 4mm (Mechanical Surface Detection)
- Electronics: DAE4 Sn670; Calibrated: 2005-04-05
- Phantom: SAM ALL BAND; Type: SAM; Serial: TP-1141
- Measurement SW: DASY4, V4.6 Build 23; Postprocessing SW: SEMCAD, V1.8 Build 160

Body, Ch. 0384, Ant. Intenna, Bat. Standard With BT ON /Area Scan (51x71x1):
Measurement grid: dx=20mm, dy=20mm
Maximum value of SAR (interpolated) = 0.355 mW/g

Body, Ch. 0384, Ant. Intenna, Bat. Standard With BT ON /Zoom Scan (5x5x7)/Cube 0:
Measurement grid: dx=8mm, dy=8mm, dz=5mm
Reference Value = 18.5 V/m; Power Drift = -0.031 dB
Peak SAR (extrapolated) = 0.427 W/kg
SAR(1 g) = 0.329 mW/g
Maximum value of SAR (measured) = 0.344 mW/g

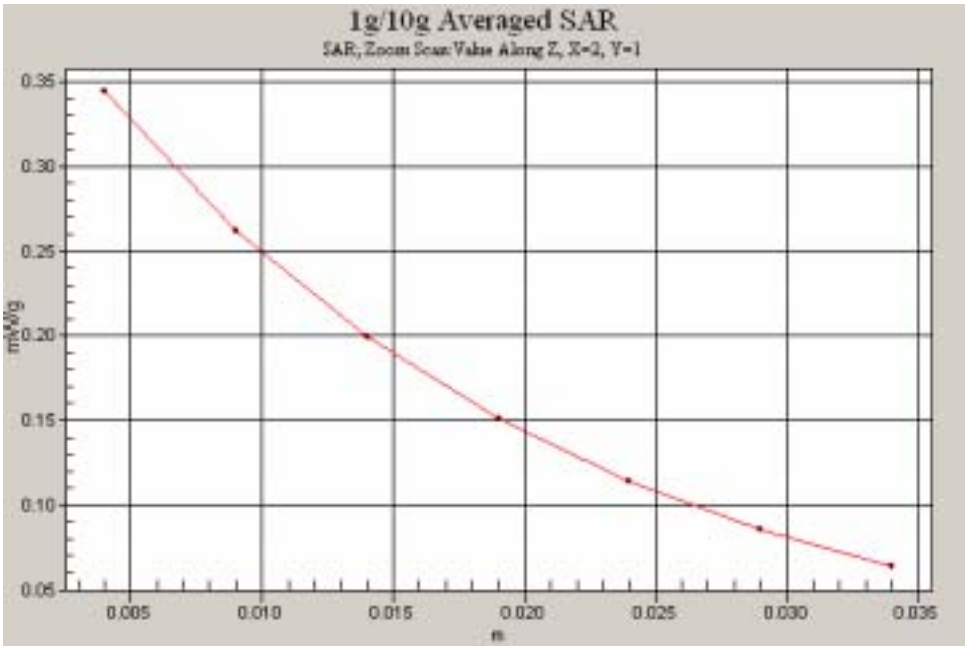

SAMSUNG FCC ID : A3LSPHA960 835MHz CDMA Body SAR
DUT: SPH-A960(Body); Serial: FC-169-M
Program Name: SPH-A960 CDMA Body (Job No. : FC-169)
Procedure Name: Body, Ch. 0384, Ant. Intenna, Bat. Standard (EV-DO Call Mode)
Procedure Notes: Meas.Ambient temp(celsius)-21.7;Tissue Temp(celsius)-21.6;Test Date-07/Feb/2006[OET Bulletin 65-Supplement C, July 2001]
Communication System: CDMA; Frequency: 836.52 MHz;Duty Cycle: 1:1
Medium parameters used: f = 836.52 MHz; σ = 0.99 mho/m; ε_r = 54.3; ρ = 1000 kg/m^3
Phantom section: Flat Section
DASY4 Configuration:
- Probe: EX3DV4 - SN3537; ConvF(9.57, 9.57, 9.57); Calibrated: 2005-11-22
- Sensor-Surface: 4mm (Mechanical Surface Detection)
- Electronics: DAE4 Sn670; Calibrated: 2005-04-05
- Phantom: SAM ALL BAND; Type: SAM; Serial: TP-1141
- Measurement SW: DASY4, V4.6 Build 23; Postprocessing SW: SEMCAD, V1.8 Build 160

Body, Ch. 0384, Ant. Intenna, Bat. Standard (EV-DO Call Mode)/Area Scan (51x71x1):
Measurement grid: dx=20mm, dy=20mm
Maximum value of SAR (interpolated) = 0.241 mW/g

Body, Ch. 0384, Ant. Intenna, Bat. Standard (EV-DO Call Mode)/Zoom Scan (5x5x7)/Cube 0: Measurement grid: dx=8mm, dy=8mm, dz=5mm
Reference Value = 15.3 V/m; Power Drift = -0.143 dB
Peak SAR (extrapolated) = 0.287 W/kg
SAR(1 g) = 0.221 mW/g
Maximum value of SAR (measured) = 0.233 mW/g

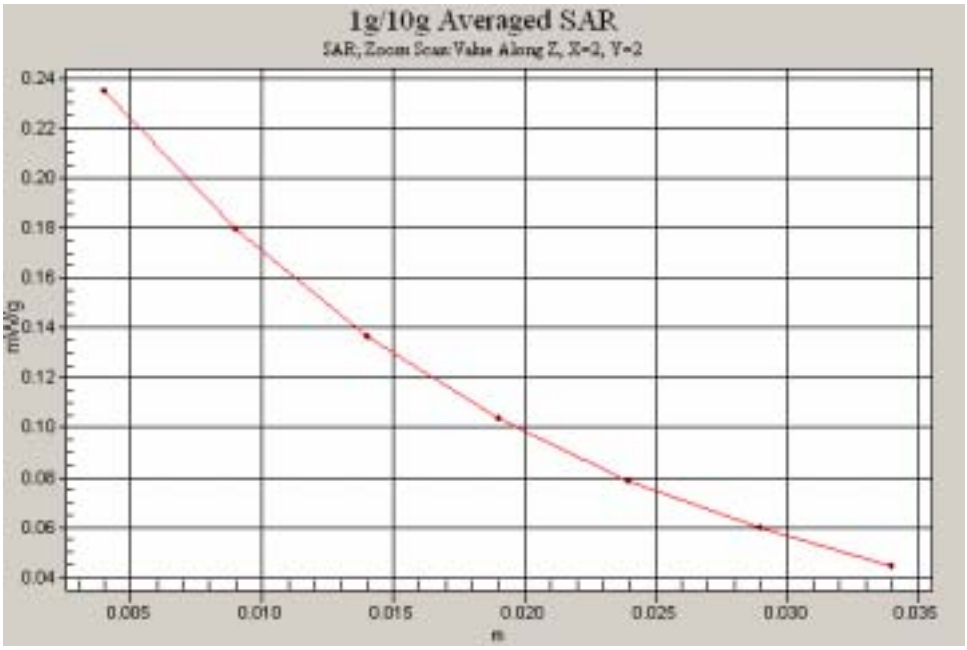

SAMSUNG FCC ID : A3LSPHA960 1900MHz PCS Head SAR
DUT: SPH-A960; Serial: FC-169-M
Program Name: SPH-A960 PCS Right (Job No. : FC-169)
Procedure Name: Cheek/Touch, Ch.0025, Intenna, Bat. Standard
Procedure Notes: Meas. Ambient Temp(celsius)-21.6; Tissue Temp(celsius)-21.5;Test Date-08/Feb/2006[OET Bulletin 65-Supplement C, July 2001]
Communication System: PCS; Frequency: 1851.25 MHz;Duty Cycle: 1:1
Medium parameters used: f = 1851.25 MHz; σ = 1.41 mho/m; ε_r = 39.1; ρ = 1000 kg/m^3
Phantom section: Right Section
DASY4 Configuration:
- Probe: EX3DV4 - SN3537; ConvF(8.04, 8.04, 8.04); Calibrated: 2005-11-22
- Sensor-Surface: 4mm (Mechanical Surface Detection)
- Electronics: DAE3 Sn486; Calibrated: 2005-08-30
- Phantom: SAM ALL BAND; Type: SAM; Serial: TP-1141
- Measurement SW: DASY4, V4.6 Build 23; Postprocessing SW: SEMCAD, V1.8 Build 160

Cheek/Touch, Ch.0025, Intenna, Bat. Standard/Area Scan (51x71x1): Measurement grid: dx=20mm, dy=20mm
Maximum value of SAR (interpolated) = 0.641 mW/g

Cheek/Touch, Ch.0025, Intenna, Bat. Standard/Zoom Scan (5x5x7)/Cube 0:
Measurement grid: dx=8mm, dy=8mm, dz=5mm
Reference Value = 9.15 V/m; Power Drift = 0.005 dB
Peak SAR (extrapolated) = 1.27 W/kg
SAR(1 g) = 0.690 mW/g
Maximum value of SAR (measured) = 0.767 mW/g

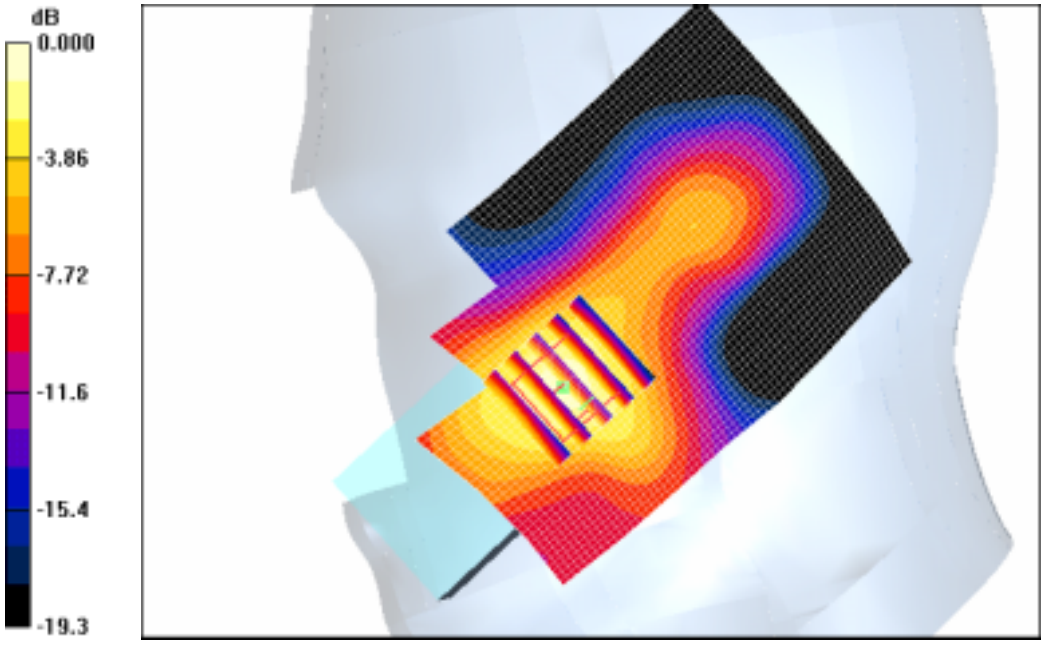

0 dB = 0.767mW/g

SAMSUNG FCC ID : A3LSPHA960 1900MHz PCS Head SAR
DUT: SPH-A960; Serial: FC-169-M
Program Name: SPH-A960 PCS Right (Job No. : FC-169)
Procedure Name: Ear/Tilt, Ch.0600, Intenna, Bat. Standard
Procedure Notes: Meas. Ambient Temp(celsius)-21.6; Tissue Temp(celsius)-21.5;Test Date-08/Feb/2006[OET Bulletin 65-Supplement C, July 2001]
Communication System: PCS; Frequency: 1880 MHz;Duty Cycle: 1:1
Medium parameters used: f = 1880 MHz; σ = 1.41 mho/m; ε_r = 39.1; ρ = 1000 kg/m^3
Phantom section: Right Section
DASY4 Configuration:
- Probe: EX3DV4 - SN3537; ConvF(8.04, 8.04, 8.04); Calibrated: 2005-11-22
- Sensor-Surface: 4mm (Mechanical Surface Detection)
- Electronics: DAE3 Sn486; Calibrated: 2005-08-30
- Phantom: SAM ALL BAND; Type: SAM; Serial: TP-1141
- Measurement SW: DASY4, V4.6 Build 23; Postprocessing SW: SEMCAD, V1.8 Build 160

Ear/Tilt, Ch.0600, Intenna, Bat. Standard/Area Scan (51x71x1): Measurement grid: dx=20mm, dy=20mm
Maximum value of SAR (interpolated) = 0.080 mW/g

Ear/Tilt, Ch.0600, Intenna, Bat. Standard/Zoom Scan (5x5x7)/Cube 0: Measurement grid: dx=8mm, dy=8mm, dz=5mm
Reference Value = 6.72 V/m; Power Drift = 0.068 dB
Peak SAR (extrapolated) = 0.103 W/kg
SAR(1 g) = 0.069 mW/g
Maximum value of SAR (measured) = 0.073 mW/g

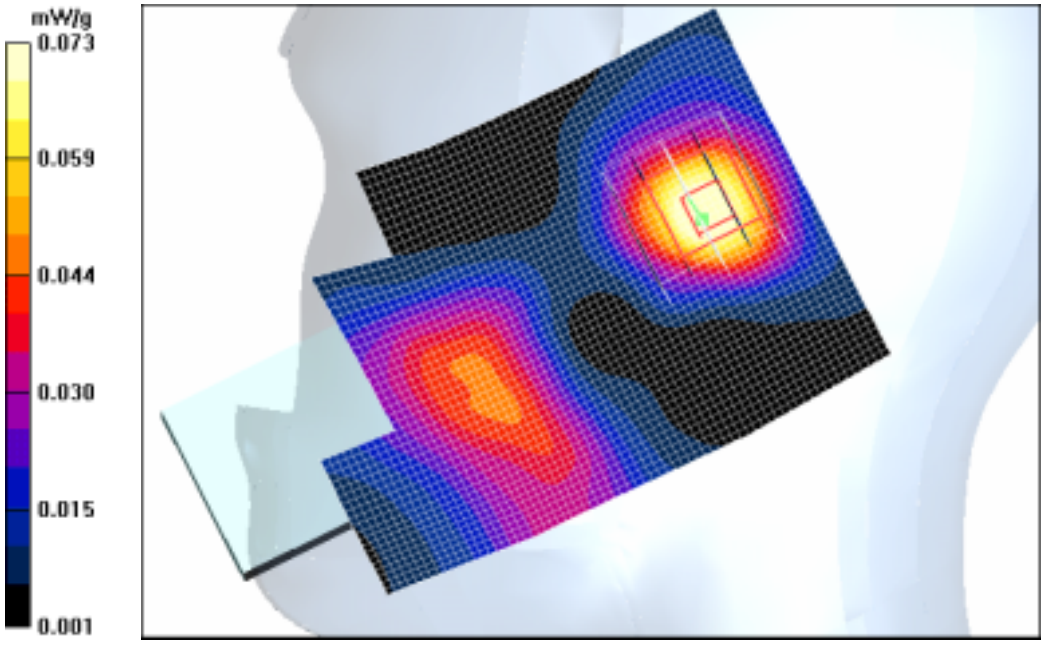

SAMSUNG FCC ID : A3LSPHA960 1900MHz PCS Head SAR
DUT: SPH-A960; Serial: FC-169-M
Program Name: SPH-A960 PCS Left (Job No. : FC-169)
Procedure Name: Cheek/Touch, Ch.0025, Intenna, Bat. Standard
Procedure Notes: Meas. Ambient Temp(celsius)-21.6; Tissue Temp(celsius)-21.5;Test Date-08/Feb/2006[OET Bulletin 65-Supplement C, July 2001]
Communication System: PCS; Frequency: 1851.25 MHz;Duty Cycle: 1:1
Medium parameters used: f = 1851.25 MHz; σ = 1.41 mho/m; ε_r = 39.1; ρ = 1000 kg/m^3
Phantom section: Left Section
DASY4 Configuration:
- Probe: EX3DV4 - SN3537; ConvF(8.04, 8.04, 8.04); Calibrated: 2005-11-22
- Sensor-Surface: 4mm (Mechanical Surface Detection)
- Electronics: DAE3 Sn486; Calibrated: 2005-08-30
- Phantom: SAM ALL BAND; Type: SAM; Serial: TP-1141
- Measurement SW: DASY4, V4.6 Build 23; Postprocessing SW: SEMCAD, V1.8 Build 160

Cheek/Touch, Ch.0025, Intenna, Bat. Standard/Zoom Scan (5x5x7)/Cube 0:
Measurement grid: dx=8mm, dy=8mm, dz=5mm
Reference Value = 9.63 V/m; Power Drift = -0.150 dB
Peak SAR (extrapolated) = 1.04 W/kg
SAR(1 g) = 0.665 mW/g
Maximum value of SAR (measured) = 0.738 mW/g

Cheek/Touch, Ch.0025, Intenna, Bat. Standard/Area Scan (51x71x1): Measurement grid: dx=20mm, dy=20mm
Maximum value of SAR (interpolated) = 0.770 mW/g

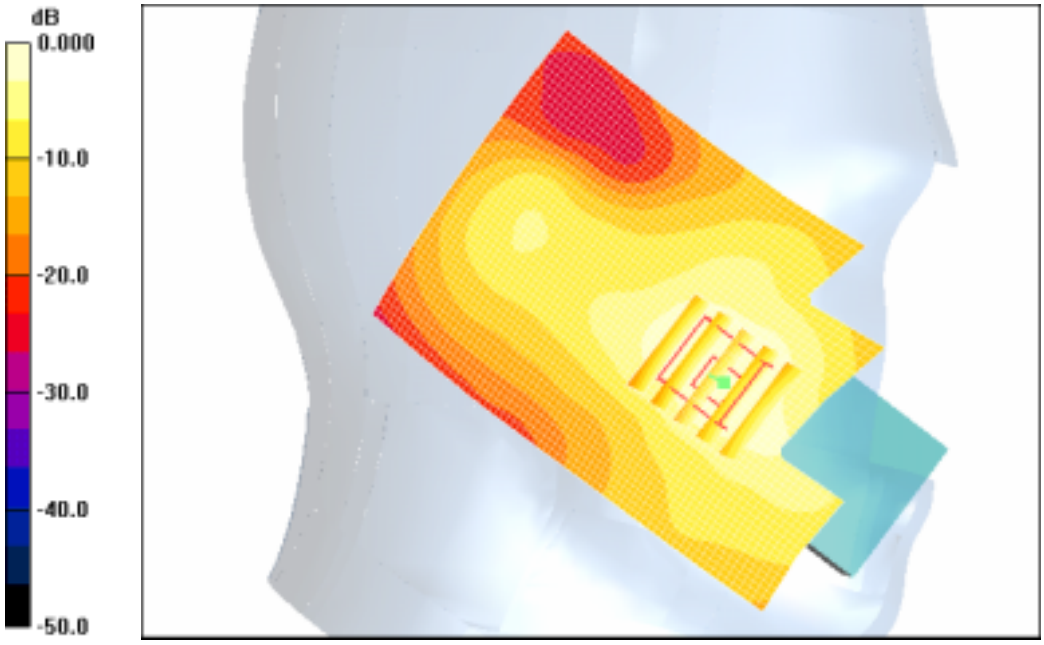

0 dB = 0.770mW/g

SAMSUNG FCC ID : A3LSPHA960 1900MHz PCS Head SAR
DUT: SPH-A960; Serial: FC-169-M
Program Name: SPH-A960 PCS Left (Job No. : FC-169)
Procedure Name: Ear/Tilt, Ch.0600, Intenna, Bat. Standard
Procedure Notes: Meas. Ambient Temp(celsius)-21.6; Tissue Temp(celsius)-21.5;Test Date-08/Feb/2006[OET Bulletin 65-Supplement C, July 2001]
Communication System: PCS; Frequency: 1880 MHz;Duty Cycle: 1:1
Medium parameters used: f = 1880 MHz; σ = 1.41 mho/m; ε_r = 39.1; ρ = 1000 kg/m^3
Phantom section: Left Section
DASY4 Configuration:
- Probe: EX3DV4 - SN3537; ConvF(8.04, 8.04, 8.04); Calibrated: 2005-11-22
- Sensor-Surface: 4mm (Mechanical Surface Detection)
- Electronics: DAE3 Sn486; Calibrated: 2005-08-30
- Phantom: SAM ALL BAND; Type: SAM; Serial: TP-1141
- Measurement SW: DASY4, V4.6 Build 23; Postprocessing SW: SEMCAD, V1.8 Build 160

Ear/Tilt, Ch.0600, Intenna, Bat. Standard/Zoom Scan (5x5x7)/Cube 0: Measurement grid: dx=8mm, dy=8mm, dz=5mm
Reference Value = 6.29 V/m; Power Drift = 0.088 dB
Peak SAR (extrapolated) = 0.091 W/kg
SAR(1 g) = 0.062 mW/g
Maximum value of SAR (measured) = 0.066 mW/g

Ear/Tilt, Ch.0600, Intenna, Bat. Standard/Area Scan (51x71x1): Measurement grid: dx=20mm, dy=20mm
Maximum value of SAR (interpolated) = 0.077 mW/g

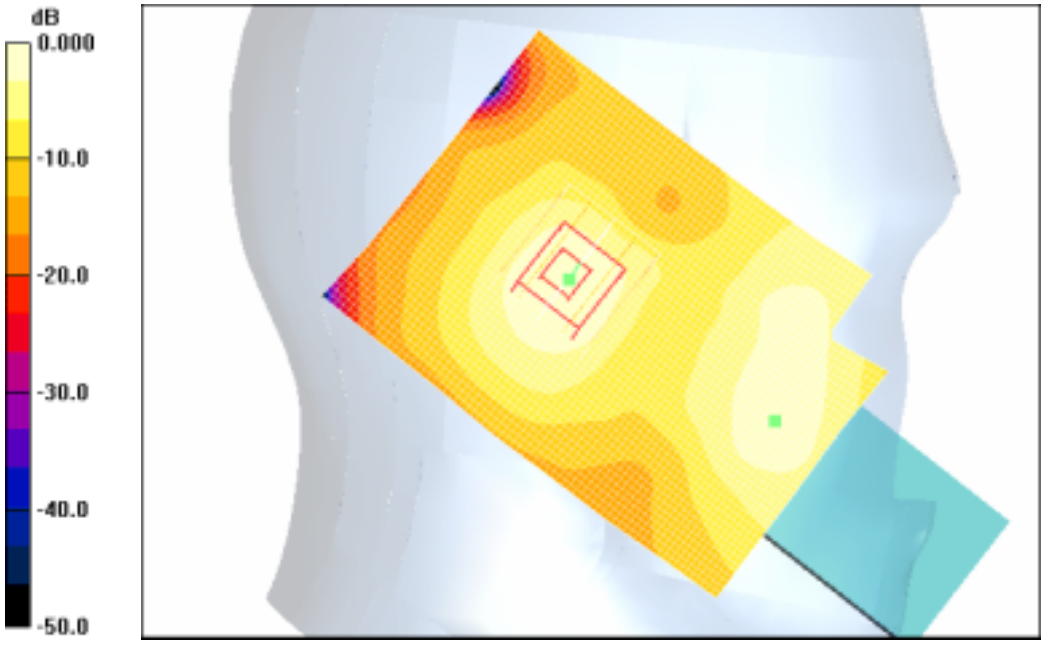

0 dB = 0.077mW/g

SAMSUNG FCC ID : A3LSPHA960 1900MHz PCS Body SAR
DUT: SPH-A960(Body); Serial: FC-169-M
Program Name: SPH-A960 PCS Body (Job No. : FC-169)
Procedure Name: Body, Ch. 0025, Ant. Intenna, Bat. Standard Camera cover close
Procedure Notes: Meas. Ambient Temp(celsius)-22.0; Tissue Temp(celsius)-21.9;Test Date-08/Feb/2006OET Bulletin 65-Supplement C, July 2001]
Communication System: PCS; Frequency: 1851.25 MHz;Duty Cycle: 1:1
Medium parameters used: f = 1851.25 MHz; σ = 1.54 mho/m; ε_r = 51.6; ρ = 1000 kg/m^3
Phantom section: Flat Section
DASY4 Configuration:
- Probe: EX3DV4 - SN3537; ConvF(7.48, 7.48, 7.48); Calibrated: 2005-11-22
- Sensor-Surface: 4mm (Mechanical Surface Detection)
- Electronics: DAE4 Sn670; Calibrated: 2005-04-05
- Phantom: SAM ALL BAND; Type: SAM; Serial: TP-1141
- Measurement SW: DASY4, V4.6 Build 23; Postprocessing SW: SEMCAD, V1.8 Build 160

Body, Ch. 0025, Ant. Intenna, Bat. Standard /Area Scan (51x71x1): Measurement grid: dx=20mm, dy=20mm
Maximum value of SAR (interpolated) = 0.890 mW/g

Body, Ch. 0025, Ant. Intenna, Bat. Standard /Zoom Scan (5x5x7)/Cube 0: Measurement grid: dx=8mm, dy=8mm, dz=5mm
Reference Value = 21.6 V/m; Power Drift = -0.082 dB
Peak SAR (extrapolated) = 1.16 W/kg
SAR(1 g) = 0.793 mW/g
Maximum value of SAR (measured) = 0.855 mW/g

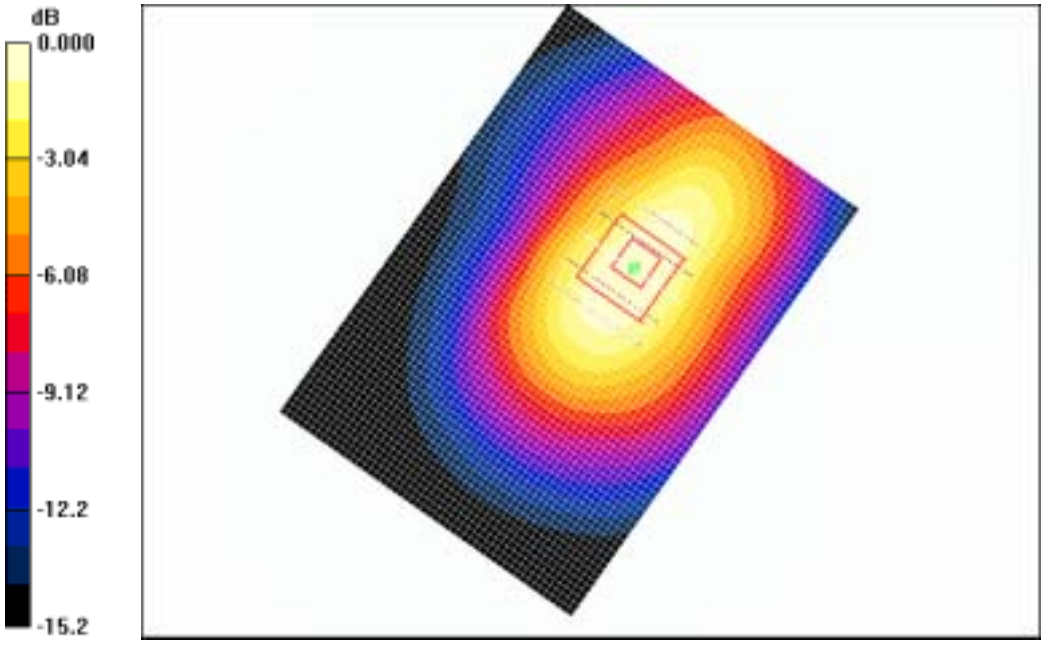

0 dB = 0.855mW/g

SAMSUNG FCC ID : A3LSPHA960 1900MHz PCS Head SAR
DUT: SPH-A960; Serial: FC-169-M
Program Name: SPH-A960 PCS Right (Job No. : FC-169)
Procedure Name: Cheek/Touch, Ch.0025, Intenna, Bat. Standard with BT ON
Procedure Notes: Meas. Ambient Temp(celsius)-21.6; Tissue Temp(celsius)-21.5;Test Date-08/Feb/2006[OET Bulletin 65-Supplement C, July 2001]
Communication System: PCS; Frequency: 1851.25 MHz;Duty Cycle: 1:1
Medium parameters used: f = 1851.25 MHz; σ = 1.41 mho/m; ε_r = 39.1; ρ = 1000 kg/m^3
Phantom section: Right Section
DASY4 Configuration:
- Probe: EX3DV4 - SN3537; ConvF(8.04, 8.04, 8.04); Calibrated: 2005-11-22
- Sensor-Surface: 4mm (Mechanical Surface Detection)
- Electronics: DAE3 Sn486; Calibrated: 2005-08-30
- Phantom: SAM ALL BAND; Type: SAM; Serial: TP-1141
- Measurement SW: DASY4, V4.6 Build 23; Postprocessing SW: SEMCAD, V1.8 Build 160

Cheek/Touch, Ch.0025, Intenna, Bat. Standard with BT ON/Area Scan (51x71x1):
Measurement grid: dx=20mm, dy=20mm
Maximum value of SAR (interpolated) = 0.613 mW/g

Cheek/Touch, Ch.0025, Intenna, Bat. Standard with BT ON/Zoom Scan (5x5x7)/Cube 0:
Measurement grid: dx=8mm, dy=8mm, dz=5mm
Reference Value = 9.11 V/m; Power Drift = -0.160 dB
Peak SAR (extrapolated) = 1.19 W/kg
SAR(1 g) = 0.650 mW/g
Maximum value of SAR (measured) = 0.700 mW/g

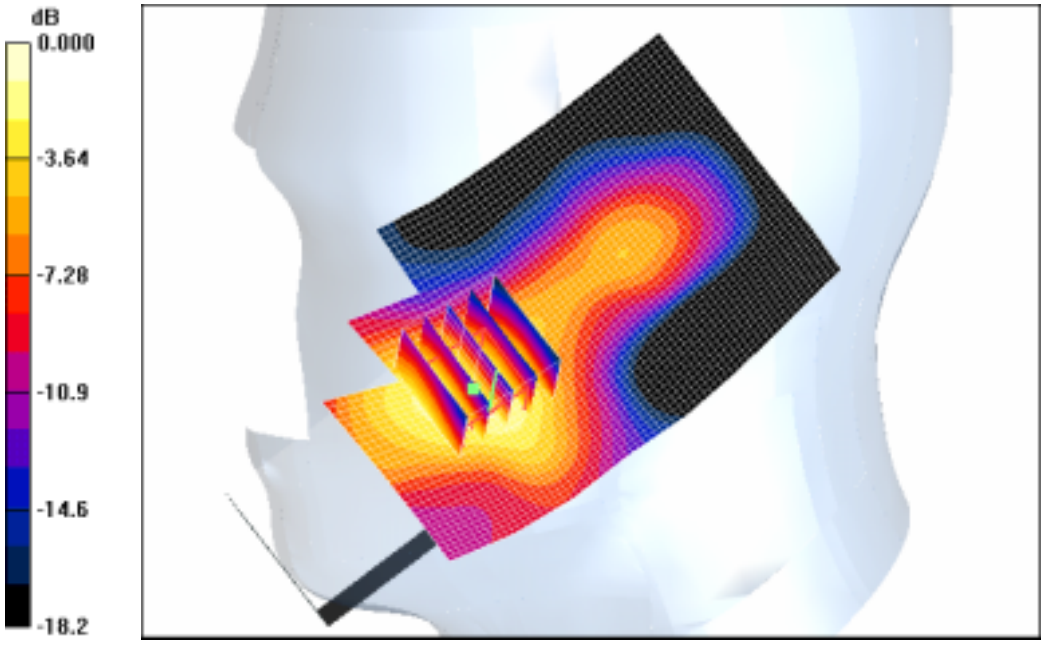

0 dB = 0.700mW/g

SAMSUNG FCC ID : A3LSPHA960 1900MHz PCS Body SAR
DUT: SPH-A960(Body); Serial: FC-169-M
Program Name: SPH-A960 PCS Body (Job No. : FC-169)
Procedure Name: Body, Ch. 0025, Ant. Intenna, Bat. Standard With BT ON
Procedure Notes: Meas. Ambient Temp(celsius)-22.0; Tissue Temp(celsius)-21.9;Test Date-08/Feb/2006OET Bulletin 65-Supplement C, July 2001]
Communication System: PCS; Frequency: 1851.25 MHz;Duty Cycle: 1:1
Medium parameters used: f = 1851.25 MHz; σ = 1.54 mho/m; ε_r = 51.6; ρ = 1000 kg/m^3
Phantom section: Flat Section
DASY4 Configuration:
- Probe: EX3DV4 - SN3537; ConvF(7.48, 7.48, 7.48); Calibrated: 2005-11-22
- Sensor-Surface: 4mm (Mechanical Surface Detection)
- Electronics: DAE4 Sn670; Calibrated: 2005-04-05
- Phantom: SAM ALL BAND; Type: SAM; Serial: TP-1141
- Measurement SW: DASY4, V4.6 Build 23; Postprocessing SW: SEMCAD, V1.8 Build 160

Body, Ch. 0025, Ant. Intenna, Bat. Standard With BT ON/Area Scan (51x71x1):
Measurement grid: dx=20mm, dy=20mm
Maximum value of SAR (interpolated) = 0.946 mW/g

Body, Ch. 0025, Ant. Intenna, Bat. Standard With BT ON/Zoom Scan (5x5x7)/Cube 0:
Measurement grid: dx=8mm, dy=8mm, dz=5mm
Reference Value = 22.3 V/m; Power Drift = -0.152 dB
Peak SAR (extrapolated) = 1.19 W/kg
SAR(1 g) = 0.811 mW/g
Maximum value of SAR (measured) = 0.877 mW/g



0 dB = 0.877mW/g

SAMSUNG FCC ID : A3LSPHA960 1900MHz PCS Body SAR
DUT: SPH-A960(Body); Serial: FC-169-M
Program Name: SPH-A960 PCS Body (Job No. : FC-169)
Procedure Name: Body, Ch. 0025, Ant. Intenna, Bat. Standard With BT ON (EV-DO Call Mode)
Procedure Notes: Meas. Ambient Temp(celsius)-22.0; Tissue Temp(celsius)-21.9;Test Date-08/Feb/2006OET Bulletin 65-Supplement C, July 2001]
Communication System: PCS; Frequency: 1851.25 MHz;Duty Cycle: 1:1
Medium parameters used: f = 1851.25 MHz; σ = 1.54 mho/m; ε_r = 51.6; ρ = 1000 kg/m^3
Phantom section: Flat Section
DASY4 Configuration:
- Probe: EX3DV4 - SN3537; ConvF(7.48, 7.48, 7.48); Calibrated: 2005-11-22
- Sensor-Surface: 4mm (Mechanical Surface Detection)
- Electronics: DAE4 Sn670; Calibrated: 2005-04-05
- Phantom: SAM ALL BAND; Type: SAM; Serial: TP-1141
- Measurement SW: DASY4, V4.6 Build 23; Postprocessing SW: SEMCAD, V1.8 Build 160

Body, Ch. 0025, Ant. Intenna, Bat. Standard With BT ON (EV-DO Call Mode)/Area Scan (51x71x1): Measurement grid: dx=20mm, dy=20mm
Maximum value of SAR (interpolated) = 0.682 mW/g

Body, Ch. 0025, Ant. Intenna, Bat. Standard With BT ON (EV-DO Call Mode)/Zoom Scan (5x5x7)/Cube 0: Measurement grid: dx=8mm, dy=8mm, dz=5mm
Reference Value = 18.4 V/m; Power Drift = -0.126 dB
Peak SAR (extrapolated) = 0.876 W/kg
SAR(1 g) = 0.593 mW/g
Maximum value of SAR (measured) = 0.641 mW/g

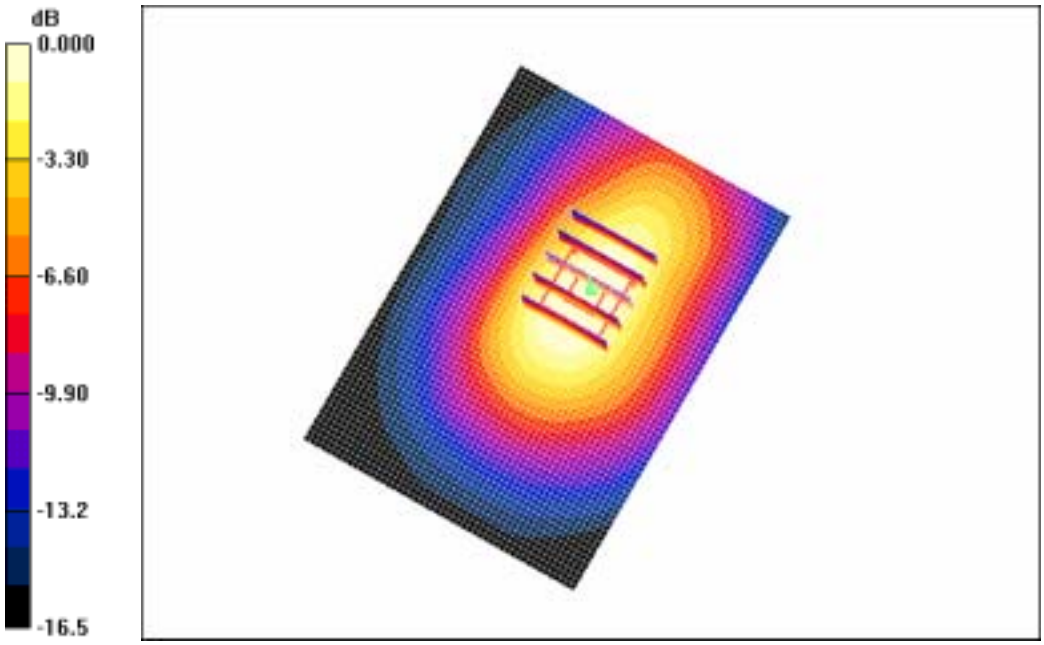

0 dB = 0.641mW/g

SAMSUNG FCC ID : A3LSPHA960 1900MHz PCS Head SAR
DUT: SPH-A960; Serial: FC-169-M
Program Name: SPH-A960 PCS Right (Job No. : FC-169)
Procedure Name: Cheek/Touch, Ch.0025, Intenna, Bat. Standard
Procedure Notes: Meas. Ambient Temp(celsius)-21.6; Tissue Temp(celsius)-21.5;Test Date-08/Feb/2006[OET Bulletin 65-Supplement C, July 2001]
Communication System: PCS; Frequency: 1851.25 MHz;Duty Cycle: 1:1
Medium parameters used: f = 1851.25 MHz; σ = 1.41 mho/m; ε_r = 39.1; ρ = 1000 kg/m^3
Phantom section: Right Section
DASY4 Configuration:
- Probe: EX3DV4 - SN3537; ConvF(8.04, 8.04, 8.04); Calibrated: 2005-11-22
- Sensor-Surface: 4mm (Mechanical Surface Detection)
- Electronics: DAE3 Sn486; Calibrated: 2005-08-30
- Phantom: SAM ALL BAND; Type: SAM; Serial: TP-1141
- Measurement SW: DASY4, V4.6 Build 23; Postprocessing SW: SEMCAD, V1.8 Build 160

Cheek/Touch, Ch.0025, Intenna, Bat. Standard/Area Scan (51x71x1): Measurement grid: dx=20mm, dy=20mm
Maximum value of SAR (interpolated) = 0.641 mW/g

Cheek/Touch, Ch.0025, Intenna, Bat. Standard/Zoom Scan (5x5x7)/Cube 0:
Measurement grid: dx=8mm, dy=8mm, dz=5mm
Reference Value = 9.15 V/m; Power Drift = 0.005 dB
Peak SAR (extrapolated) = 1.27 W/kg
SAR(1 g) = 0.690 mW/g
Maximum value of SAR (measured) = 0.767 mW/g

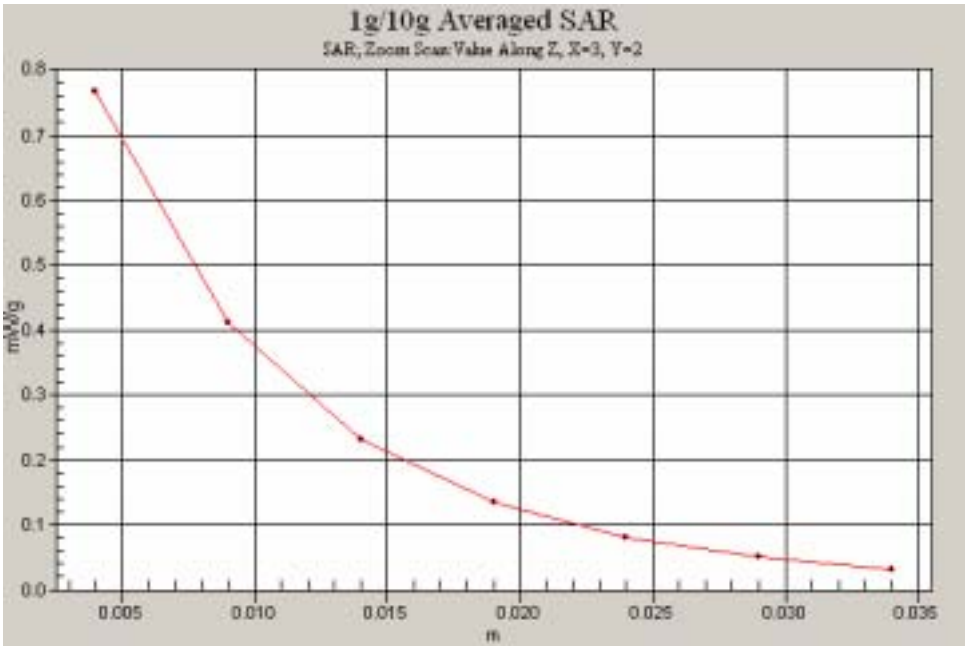

SAMSUNG FCC ID : A3LSPHA960 1900MHz PCS Head SAR
DUT: SPH-A960; Serial: FC-169-M
Program Name: SPH-A960 PCS Right (Job No. : FC-169)
Procedure Name: Cheek/Touch, Ch.0025, Intenna, Bat. Standard with BT ON
Procedure Notes: Meas. Ambient Temp(celsius)-21.6; Tissue Temp(celsius)-21.5;Test Date-08/Feb/2006[OET Bulletin 65-Supplement C, July 2001]
Communication System: PCS; Frequency: 1851.25 MHz;Duty Cycle: 1:1
Medium parameters used: f = 1851.25 MHz; σ = 1.41 mho/m; ε_r = 39.1; ρ = 1000 kg/m^3
Phantom section: Right Section
DASY4 Configuration:
- Probe: EX3DV4 - SN3537; ConvF(8.04, 8.04, 8.04); Calibrated: 2005-11-22
- Sensor-Surface: 4mm (Mechanical Surface Detection)
- Electronics: DAE3 Sn486; Calibrated: 2005-08-30
- Phantom: SAM ALL BAND; Type: SAM; Serial: TP-1141
- Measurement SW: DASY4, V4.6 Build 23; Postprocessing SW: SEMCAD, V1.8 Build 160

Cheek/Touch, Ch.0025, Intenna, Bat. Standard with BT ON/Area Scan (51x71x1):
Measurement grid: dx=20mm, dy=20mm
Maximum value of SAR (interpolated) = 0.613 mW/g

Cheek/Touch, Ch.0025, Intenna, Bat. Standard with BT ON/Zoom Scan (5x5x7)/Cube 0:
Measurement grid: dx=8mm, dy=8mm, dz=5mm
Reference Value = 9.11 V/m; Power Drift = -0.160 dB
Peak SAR (extrapolated) = 1.19 W/kg
SAR(1 g) = 0.650 mW/g
Maximum value of SAR (measured) = 0.700 mW/g

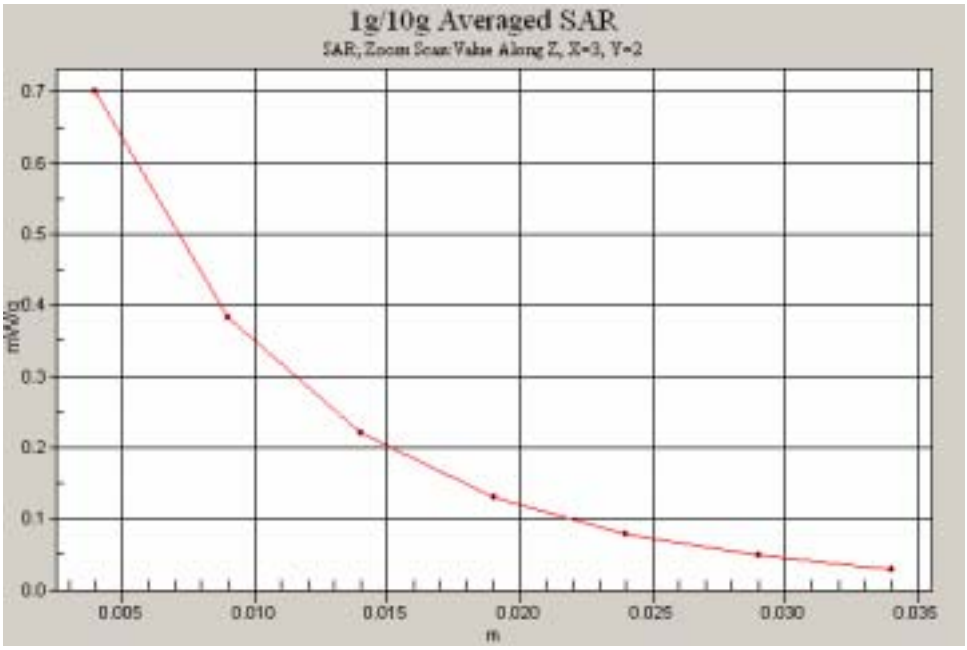

SAMSUNG FCC ID : A3LSPHA960 1900MHz PCS Head SAR
DUT: SPH-A960; Serial: FC-169-M
Program Name: SPH-A960 PCS Right (Job No. : FC-169)
Procedure Name: Cheek/Touch, Ch.0025, Intenna, Bat. Standard with BT ON
Procedure Notes: Meas. Ambient Temp(celsius)-21.6; Tissue Temp(celsius)-21.5;Test Date-08/Feb/2006[OET Bulletin 65-Supplement C, July 2001]
Communication System: PCS; Frequency: 1851.25 MHz;Duty Cycle: 1:1
Medium parameters used: f = 1851.25 MHz; σ = 1.41 mho/m; ε_r = 39.1; ρ = 1000 kg/m^3
Phantom section: Right Section
DASY4 Configuration:
- Probe: EX3DV4 - SN3537; ConvF(8.04, 8.04, 8.04); Calibrated: 2005-11-22
- Sensor-Surface: 4mm (Mechanical Surface Detection)
- Electronics: DAE3 Sn486; Calibrated: 2005-08-30
- Phantom: SAM ALL BAND; Type: SAM; Serial: TP-1141
- Measurement SW: DASY4, V4.6 Build 23; Postprocessing SW: SEMCAD, V1.8 Build 160

Cheek/Touch, Ch.0025, Intenna, Bat. Standard with BT ON/Area Scan (51x71x1):
Measurement grid: dx=20mm, dy=20mm
Maximum value of SAR (interpolated) = 0.613 mW/g

Cheek/Touch, Ch.0025, Intenna, Bat. Standard with BT ON/Zoom Scan (5x5x7)/Cube 0:
Measurement grid: dx=8mm, dy=8mm, dz=5mm
Reference Value = 9.11 V/m; Power Drift = -0.160 dB
Peak SAR (extrapolated) = 1.19 W/kg
SAR(1 g) = 0.650 mW/g
Maximum value of SAR (measured) = 0.700 mW/g

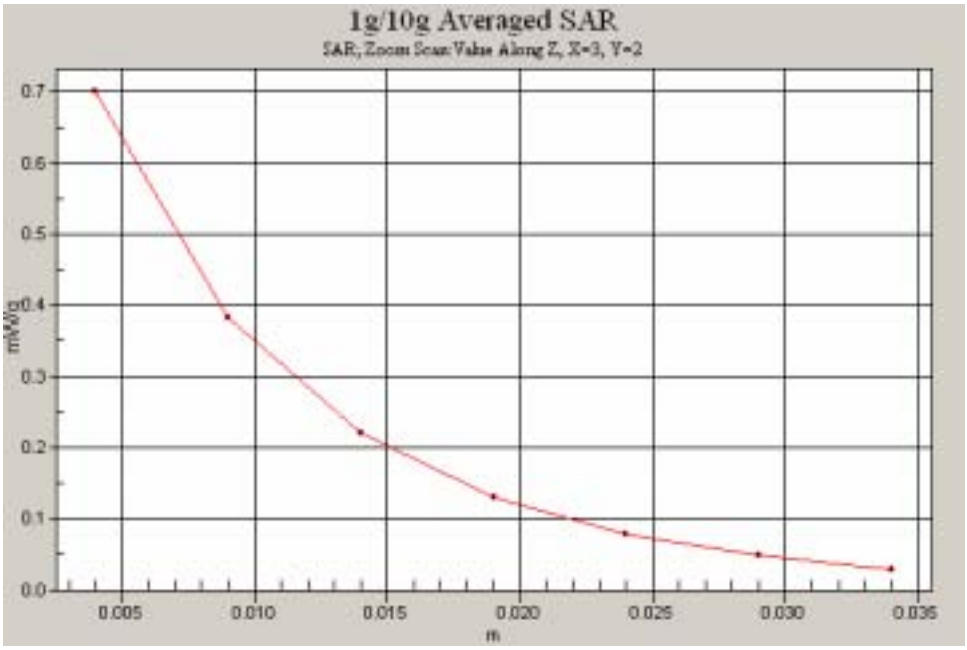

SAMSUNG FCC ID : A3LSPHA960 1900MHz PCS Body SAR
DUT: SPH-A960(Body); Serial: FC-169-M
Program Name: SPH-A960 PCS Body (Job No. : FC-169)
Procedure Name: Body, Ch. 0025, Ant. Intenna, Bat. Standard
Procedure Notes: Meas. Ambient Temp(celsius)-22.0; Tissue Temp(celsius)-21.9;Test Date-08/Feb/2006OET Bulletin 65-Supplement C, July 2001]
Communication System: PCS; Frequency: 1851.25 MHz;Duty Cycle: 1:1
Medium parameters used: f = 1851.25 MHz; σ = 1.54 mho/m; ε_r = 51.6; ρ = 1000 kg/m^3
Phantom section: Flat Section
DASY4 Configuration:
- Probe: EX3DV4 - SN3537; ConvF(7.48, 7.48, 7.48); Calibrated: 2005-11-22
- Sensor-Surface: 4mm (Mechanical Surface Detection)
- Electronics: DAE4 Sn670; Calibrated: 2005-04-05
- Phantom: SAM ALL BAND; Type: SAM; Serial: TP-1141
- Measurement SW: DASY4, V4.6 Build 23; Postprocessing SW: SEMCAD, V1.8 Build 160

Body, Ch. 0025, Ant. Intenna, Bat. Standard /Area Scan (51x71x1): Measurement grid: dx=20mm, dy=20mm
Maximum value of SAR (interpolated) = 0.890 mW/g

Body, Ch. 0025, Ant. Intenna, Bat. Standard /Zoom Scan (5x5x7)/Cube 0: Measurement grid: dx=8mm, dy=8mm, dz=5mm
Reference Value = 21.6 V/m; Power Drift = -0.082 dB
Peak SAR (extrapolated) = 1.16 W/kg
SAR(1 g) = 0.793 mW/g
Maximum value of SAR (measured) = 0.855 mW/g

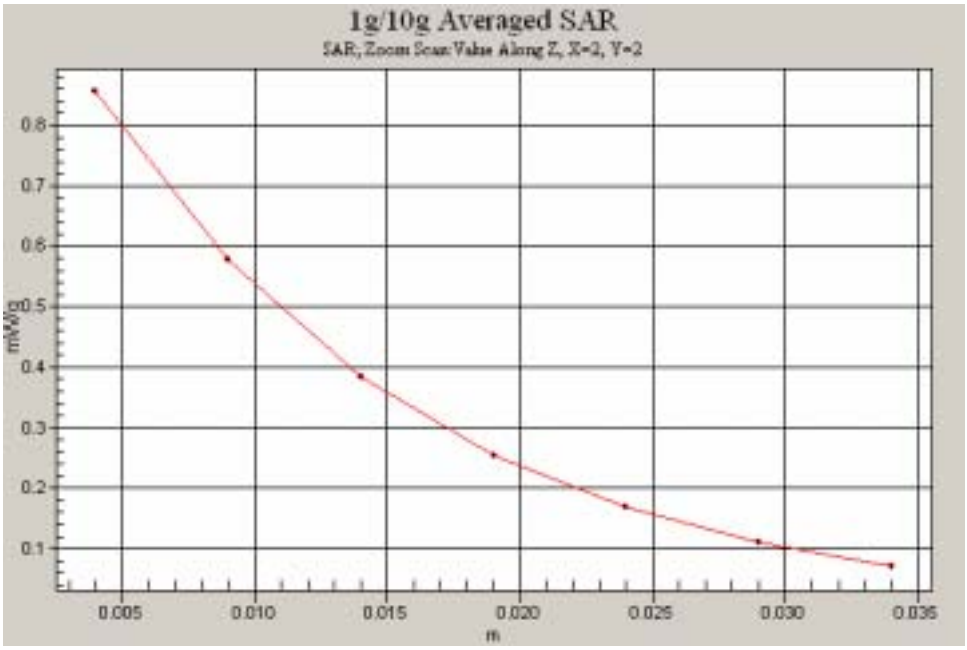

SAMSUNG FCC ID : A3LSPHA960 1900MHz PCS Body SAR
DUT: SPH-A960(Body); Serial: FC-169-M
Program Name: SPH-A960 PCS Body (Job No. : FC-169)
Procedure Name: Body, Ch. 0025, Ant. Intenna, Bat. Standard With BT ON
Procedure Notes: Meas. Ambient Temp(celsius)-22.0; Tissue Temp(celsius)-21.9;Test Date-08/Feb/2006OET Bulletin 65-Supplement C, July 2001]
Communication System: PCS; Frequency: 1851.25 MHz;Duty Cycle: 1:1
Medium parameters used: f = 1851.25 MHz; σ = 1.54 mho/m; ε_r = 51.6; ρ = 1000 kg/m^3
Phantom section: Flat Section
DASY4 Configuration:
- Probe: EX3DV4 - SN3537; ConvF(7.48, 7.48, 7.48); Calibrated: 2005-11-22
- Sensor-Surface: 4mm (Mechanical Surface Detection)
- Electronics: DAE4 Sn670; Calibrated: 2005-04-05
- Phantom: SAM ALL BAND; Type: SAM; Serial: TP-1141
- Measurement SW: DASY4, V4.6 Build 23; Postprocessing SW: SEMCAD, V1.8 Build 160

Body, Ch. 0025, Ant. Intenna, Bat. Standard With BT ON/Area Scan (51x71x1):
Measurement grid: dx=20mm, dy=20mm
Maximum value of SAR (interpolated) = 0.946 mW/g

Body, Ch. 0025, Ant. Intenna, Bat. Standard With BT ON/Zoom Scan (5x5x7)/Cube 0:
Measurement grid: dx=8mm, dy=8mm, dz=5mm
Reference Value = 22.3 V/m; Power Drift = -0.152 dB
Peak SAR (extrapolated) = 1.19 W/kg
SAR(1 g) = 0.811 mW/g
Maximum value of SAR (measured) = 0.877 mW/g

SAMSUNG FCC ID : A3LSPHA960 1900MHz PCS Body SAR
DUT: SPH-A960(Body); Serial: FC-169-M
Program Name: SPH-A960 PCS Body (Job No. : FC-169)
Procedure Name: Body, Ch. 0025, Ant. Intenna, Bat. Standard With BT ON (EV-DO Call Mode)
Procedure Notes: Meas. Ambient Temp(celsius)-22.0; Tissue Temp(celsius)-21.9;Test Date-08/Feb/2006OET Bulletin 65-Supplement C, July 2001]
Communication System: PCS; Frequency: 1851.25 MHz;Duty Cycle: 1:1
Medium parameters used: f = 1851.25 MHz; σ = 1.54 mho/m; ε_r = 51.6; ρ = 1000 kg/m^3
Phantom section: Flat Section
DASY4 Configuration:
- Probe: EX3DV4 - SN3537; ConvF(7.48, 7.48, 7.48); Calibrated: 2005-11-22
- Sensor-Surface: 4mm (Mechanical Surface Detection)
- Electronics: DAE4 Sn670; Calibrated: 2005-04-05
- Phantom: SAM ALL BAND; Type: SAM; Serial: TP-1141
- Measurement SW: DASY4, V4.6 Build 23; Postprocessing SW: SEMCAD, V1.8 Build 160

Body, Ch. 0025, Ant. Intenna, Bat. Standard With BT ON (EV-DO Call Mode)/Area Scan (51x71x1): Measurement grid: dx=20mm, dy=20mm
Maximum value of SAR (interpolated) = 0.682 mW/g

Body, Ch. 0025, Ant. Intenna, Bat. Standard With BT ON (EV-DO Call Mode)/Zoom Scan (5x5x7)/Cube 0: Measurement grid: dx=8mm, dy=8mm, dz=5mm
Reference Value = 18.4 V/m; Power Drift = -0.126 dB
Peak SAR (extrapolated) = 0.876 W/kg
SAR(1 g) = 0.593 mW/g
Maximum value of SAR (measured) = 0.641 mW/g