# ATTACHMENT O – SAR TEST DATA

© 2001 PCTEST Lab

800 MHz Head SAR



File : c:/idx3/SYSTEM/SARMEAS3/data/Normal/01072729_ZOOM.VLT
Start : 27-Jul-101 04:43:23 pm  End : 27-Jul-101 04:53:06 pm

Radio Type : SAMSUNG
Model Number : SPH-N300
Serial Number : 33
Frequency : 824.04 MHz
Peak Trans. Pwr : 0.400 W
Start Trans. Pwr: 0.400 W
Antenna Type : Helical
Antenna Posn. : In
Phantom Type : Head
Phantom Posn. : Left Ear
Scan Type : ZOOM/SAR
Probe Name : PCTEST
Field Type : E Field
Orientation : 0 Degrees

Mixture Type = Brain
Mixture Dielectric Constant = 41.500
Mixture Conductivity = 0.900

Comment :
SAMSUNG TRI-MODE PHONE - AMPS MODE
CH 0991 26.0 dBm Conducted
SAMSUNG TRI-MODE PHONE

Robot : PCTEST

Probe Offset = 0.25 cm
Sensor Factor = 0.0108
Conversion Factor = 0.788

PCTEST Amplifier Channel Settings : 0.166 0.135 0.132

Max Location : X = 2.500, Y = -3.750, Z = 0.000 (cm) Value = 18.264

Measured Values (volts) =

| | | | | | |
|---|---|---|---|---|---|
| 1.839E-002 | 1.487E-002 | 1.164E-002 | 9.699E-003 | 7.918E-003 | 6.889E-003 |
| 6.107E-003 | 5.704E-003 | 5.227E-003 | 4.689E-003 | 4.040E-003 | 3.285E-003 |
| 2.372E-003 | 1.652E-003 | 1.042E-003 | 6.938E-004 | 4.841E-004 | 3.976E-004 |
| 4.523E-004 | 6.033E-004 | 8.811E-004 | | | |

Calc. Voltage @ Surface (Vs) = 0.0231

Voltage @ 1.00 cm (Vt) = 0.0097

Ave. Voltage (Vs+Vt)/2 = 0.0164

Ave. SAR over 1 g (mW/g) = 1.1973

SAR Scan
File : 01072729_ZOOM
Start : 27-Jul-101 04:43:23 pm  End : 27-Jul-101 04:53:06 pm
SAMSUNG/SPH-N300/33;824.04MHz;W;Helical/In;
Head/Left Ear;ZOOM/SAR;PCTEST/E Field/0 DegreesBrain/41.500/0.900

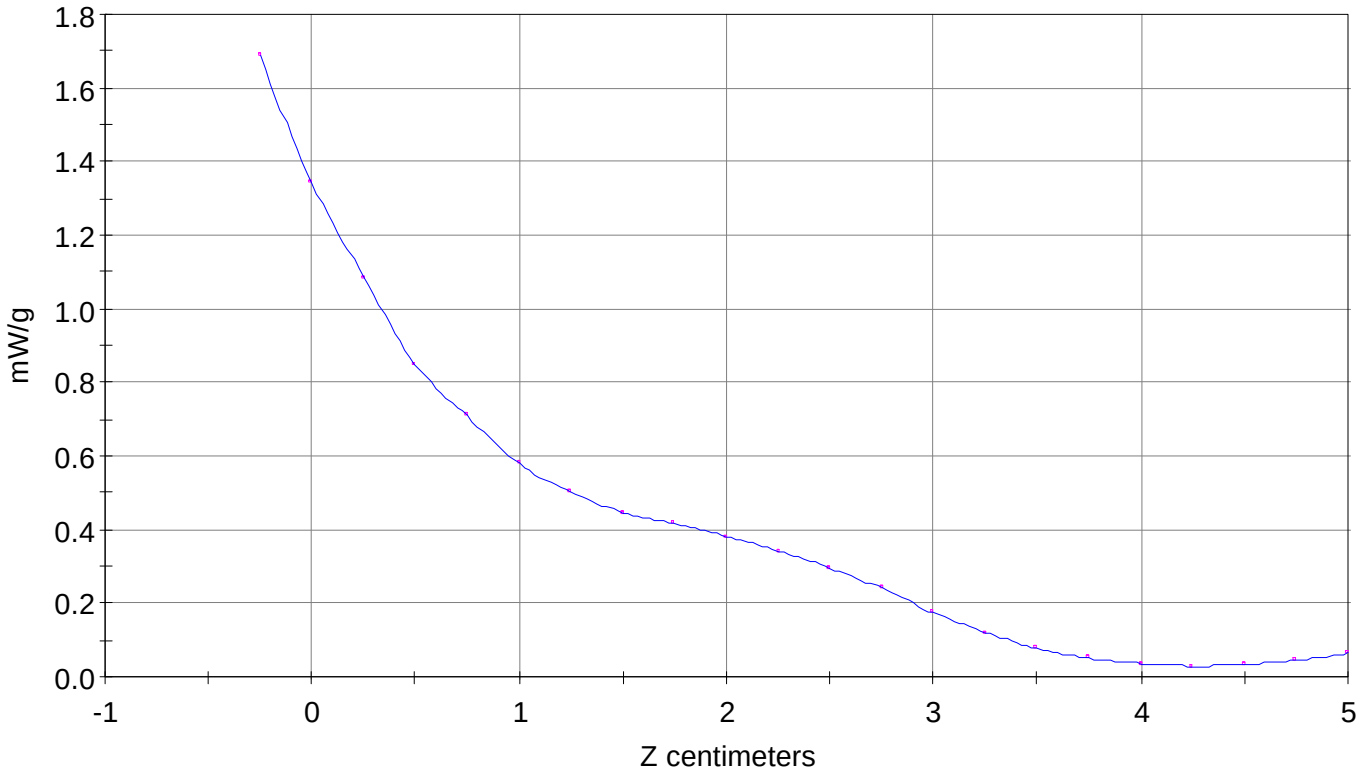

File : 01072729_ZOOM
Start : 27-Jul-101 04:43:23 pm  End : 27-Jul-101 04:53:06 pm
SAMSUNG/SPH-N300/33;824.04MHz;W;Helical/In;
Head/Left Ear;ZOOM/SAR;PCTEST/E Field/0 DegreesBrain/41.500/0.900

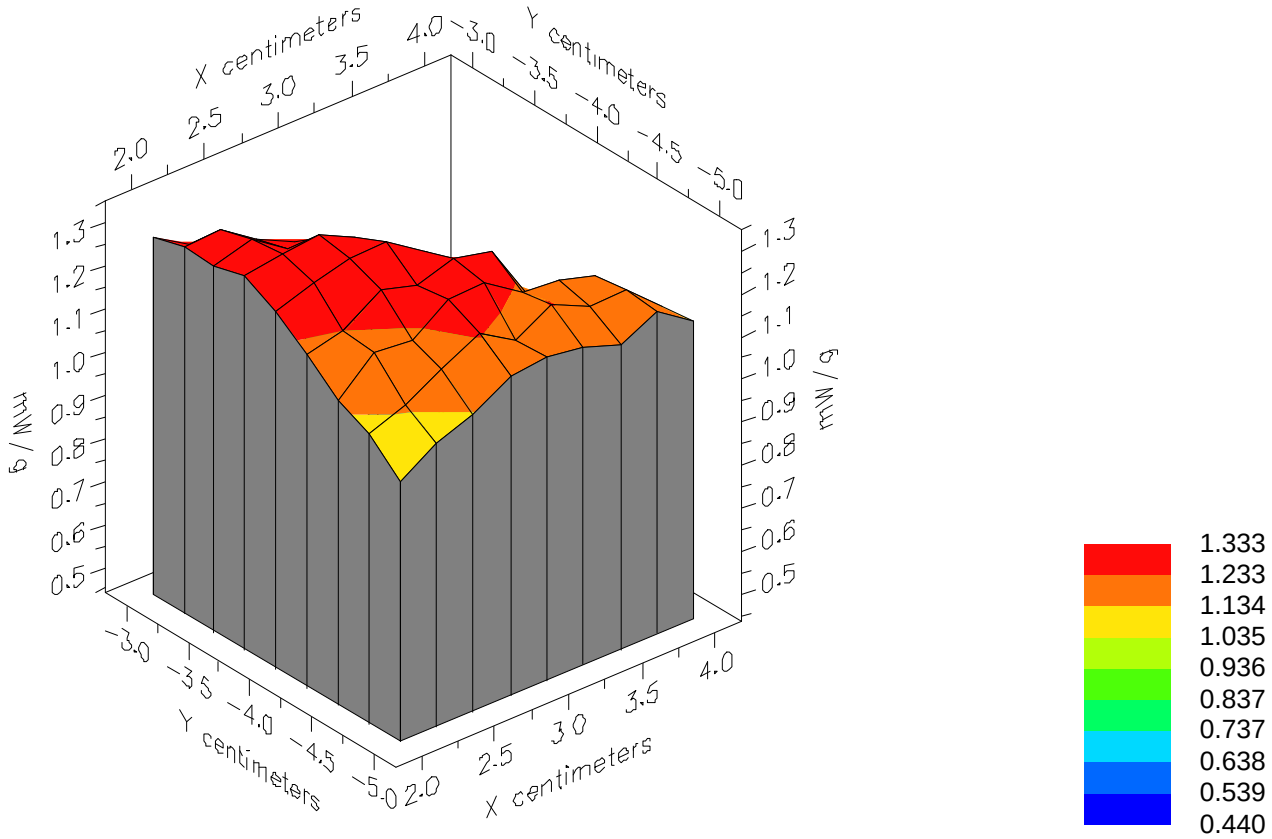

File : 01072729_ZOOM
Start : 27-Jul-101 04:43:23 pm  End : 27-Jul-101 04:53:06 pm
SAMSUNG/SPH-N300/33;824.04MHz;W;Helical/In;
Head/Left Ear;ZOOM/SAR;PCTEST/E Field/0 DegreesBrain/41.500/0.900

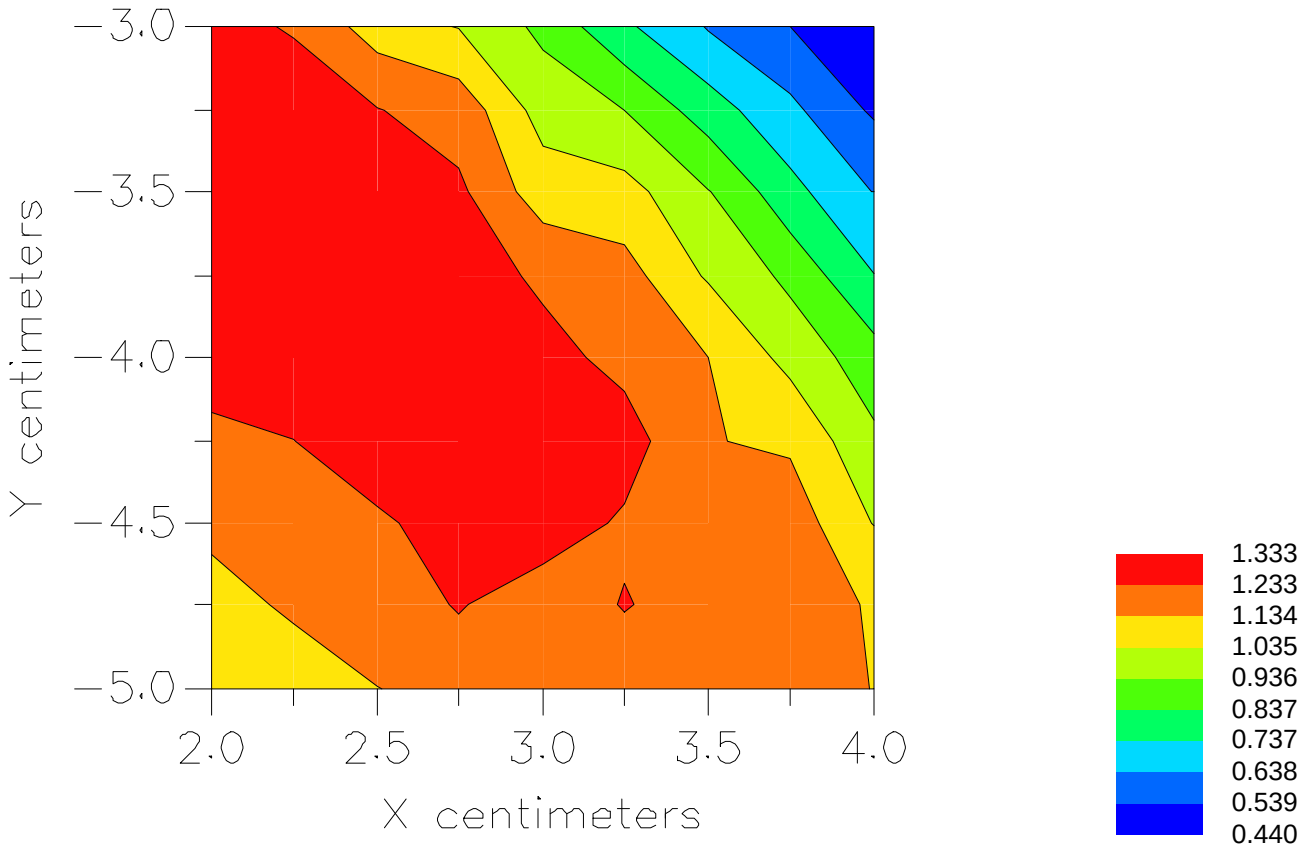

File : c:/idx3/SYSTEM/SARMEAS3/data/Normal/01072726_ZOOM.VLT
Start : 27-Jul-101 04:09:56 pm  End : 27-Jul-101 04:22:10 pm

Radio Type : SAMSUNG
Model Number : SPH-N300
Serial Number : 33
Frequency : 824.04 MHz
Peak Trans. Pwr : 0.400 W
Start Trans. Pwr: 0.400 W
Antenna Type : Helical
Antenna Posn. : Out
Phantom Type : Head
Phantom Posn. : Left Ear
Scan Type : ZOOM/SAR
Probe Name : PCTEST
Field Type : E Field
Orientation : 0 Degrees

Mixture Type = Brain
Mixture Dielectric Constant = 41.500
Mixture Conductivity = 0.900

Comment :
SAMSUNG TRI-MODE PHONE - AMPS MODE
CH 0991 26.0 dBm Conducted
SAMSUNG TRI-MODE PHONE

Robot : PCTEST

Probe Offset = 0.25 cm
Sensor Factor = 0.0108
Conversion Factor = 0.788

PCTEST Amplifier Channel Settings : 0.166 0.135 0.132

Max Location : X = 2.500, Y = -3.750, Z = 0.000 (cm) Value = 18.512

Measured Values (volts) =

| | | | | | |
|---|---|---|---|---|---|
| 1.840E-002 | 1.452E-002 | 1.156E-002 | 9.416E-003 | 8.013E-003 | 6.912E-003 |
| 6.243E-003 | 5.729E-003 | 5.249E-003 | 4.677E-003 | 4.048E-003 | 3.179E-003 |
| 2.272E-003 | 1.388E-003 | 9.305E-004 | 6.148E-004 | 4.375E-004 | 4.183E-004 |
| 4.637E-004 | 6.313E-004 | 1.004E-003 | | | |

Calc. Voltage @ Surface (Vs) = 0.0232

Voltage @ 1.00 cm (Vt) = 0.0094

Ave. Voltage (Vs+Vt)/2 = 0.0163

Ave. SAR over 1 g (mW/g) = 1.1906

SAR Scan
File : 01072726_ZOOM
Start : 27-Jul-101 04:09:56 pm  End : 27-Jul-101 04:22:10 pm
SAMSUNG/SPH-N300/33;824.04MHz;W;Helical/Out;
Head/Left Ear;ZOOM/SAR;PCTEST/E Field/0 DegreesBrain/41.500/0.900

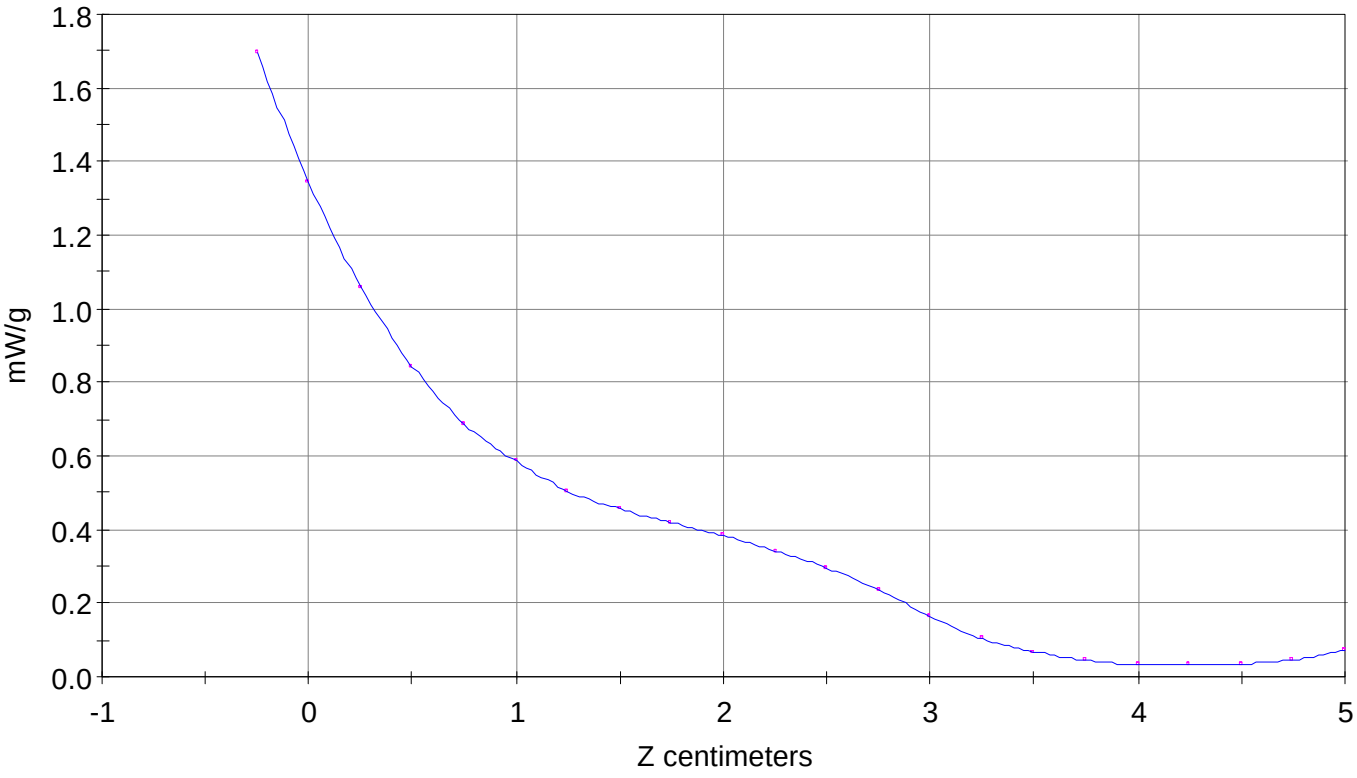

File : 01072726_ZOOM
Start : 27-Jul-101 04:09:56 pm  End : 27-Jul-101 04:22:10 pm
SAMSUNG/SPH-N300/33;824.04MHz;W;Helical/Out;
Head/Left Ear;ZOOM/SAR;PCTEST/E Field/0 DegreesBrain/41.500/0.900

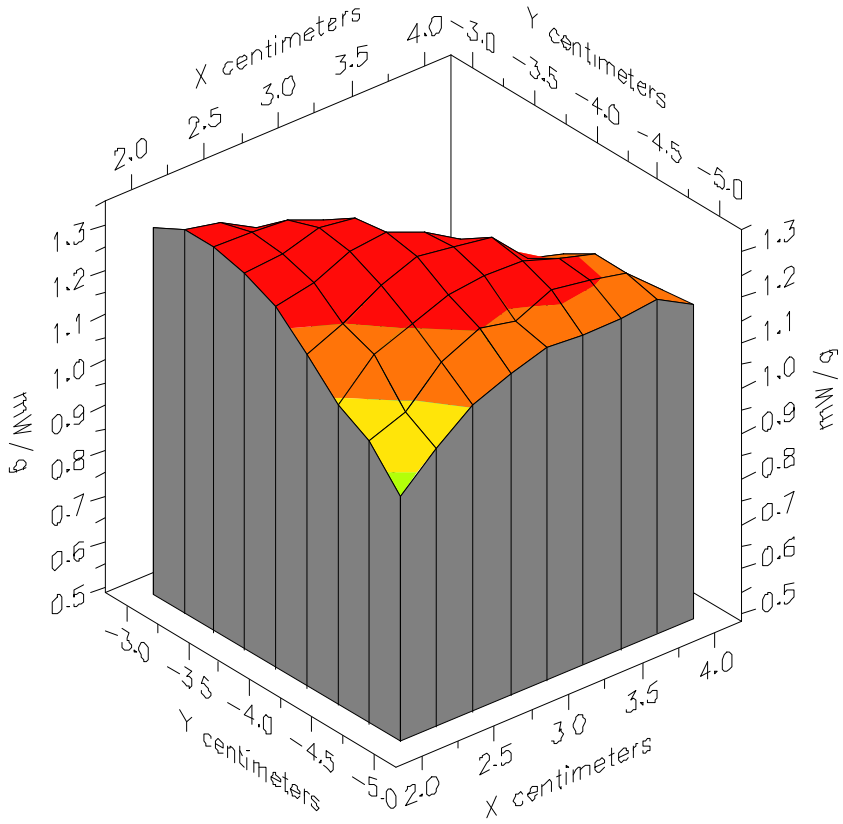


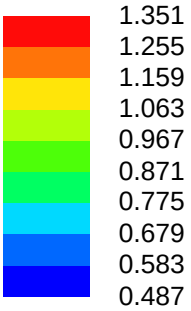

File : 01072726_ZOOM
Start : 27-Jul-101 04:09:56 pm  End : 27-Jul-101 04:22:10 pm
SAMSUNG/SPH-N300/33;824.04MHz;W;Helical/Out;
Head/Left Ear;ZOOM/SAR;PCTEST/E Field/0 DegreesBrain/41.500/0.900

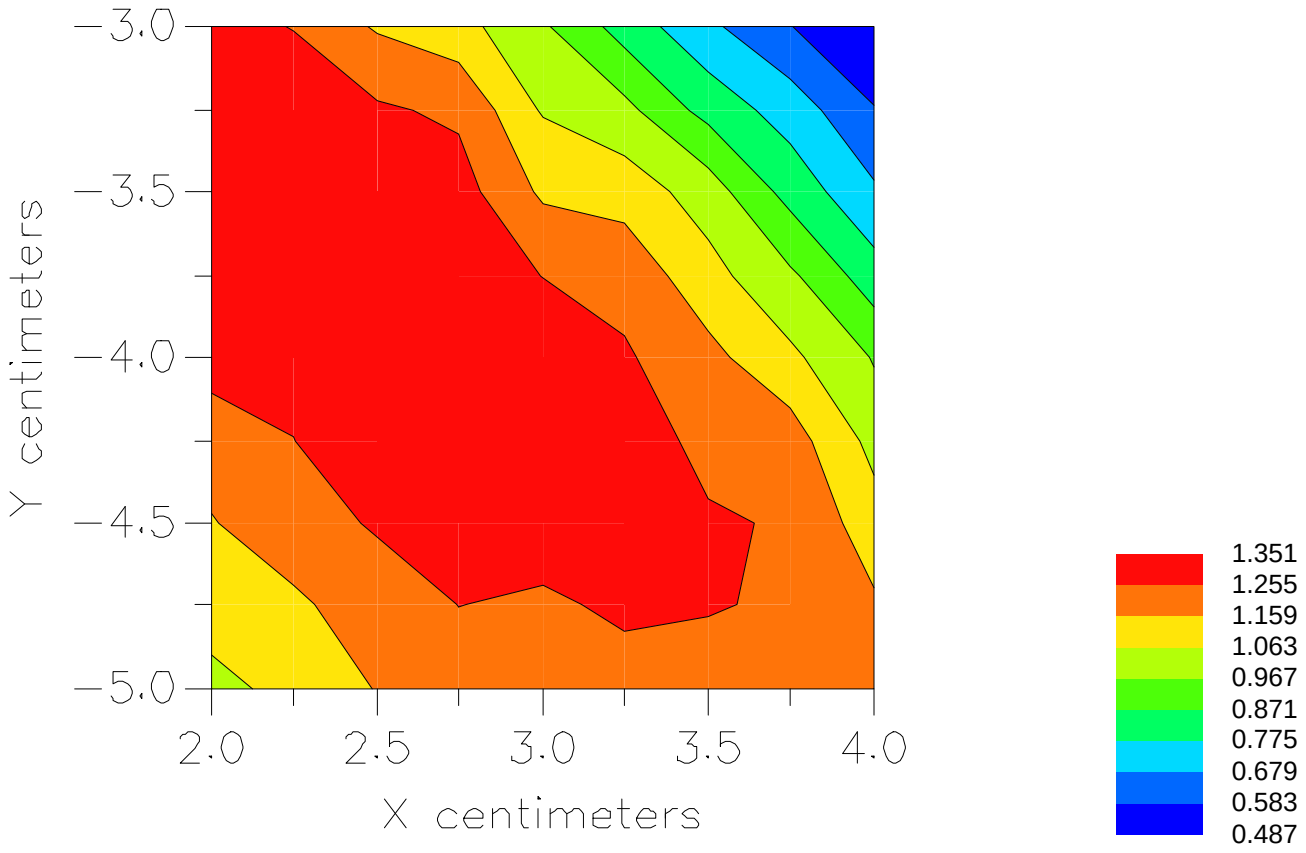

File : c:/idx3/SYSTEM/SARMEAS3/data/Normal/01072610_ZOOM.VLT
Start : 26-Jul-101 12:00:34 pm  End : 26-Jul-101 12:10:17 pm

Radio Type : SAMSUNG
Model Number : SPH-N300
Serial Number : 33
Frequency : 836.49 MHz
Peak Trans. Pwr : 0.400 W
Start Trans. Pwr: 0.400 W
Antenna Type : Helical
Antenna Posn. : In
Phantom Type : Head
Phantom Posn. : Left Ear
Scan Type : ZOOM/SAR
Probe Name : PCTEST
Field Type : E Field
Orientation : 0 Degrees

Mixture Type = Brain
Mixture Dielectric Constant = 41.500
Mixture Conductivity = 0.900

Comment :
SAMSUNG TRI-MODE PHONE - AMPS MODE
CH 0383 26.0 dBm Conducted
SAMSUNG TRI-MODE PHONE

Robot : PCTEST

Probe Offset = 0.25 cm
Sensor Factor = 0.0108
Conversion Factor = 0.788

PCTEST Amplifier Channel Settings : 0.166 0.135 0.132

Max Location : X = 2.500, Y = -3.750, Z = 0.000 (cm) Value = 16.707

Measured Values (volts) =

| | | | | | |
|---|---|---|---|---|---|
| 1.644E-002 | 1.348E-002 | 1.076E-002 | 8.960E-003 | 7.710E-003 | 6.721E-003 |
| 6.103E-003 | 5.662E-003 | 5.301E-003 | 4.882E-003 | 4.430E-003 | 3.743E-003 |
| 3.141E-003 | 2.419E-003 | 1.762E-003 | 1.295E-003 | 1.007E-003 | 9.806E-004 |
| 1.166E-003 | 1.457E-003 | 1.731E-003 | | | |

Calc. Voltage @ Surface (Vs) = 0.0203

Voltage @ 1.00 cm (Vt) = 0.0090

Ave. Voltage (Vs+Vt)/2 = 0.0146

Ave. SAR over 1 g (mW/g) = 1.0681

SAR Scan
File : 01072610_ZOOM
Start : 26-Jul-101 12:00:34 pm  End : 26-Jul-101 12:10:17 pm
SAMSUNG/SPH-N300/33;836.49MHz;W;Helical/In;
Head/Left Ear;ZOOM/SAR;PCTEST/E Field/0 DegreesBrain/41.500/0.900

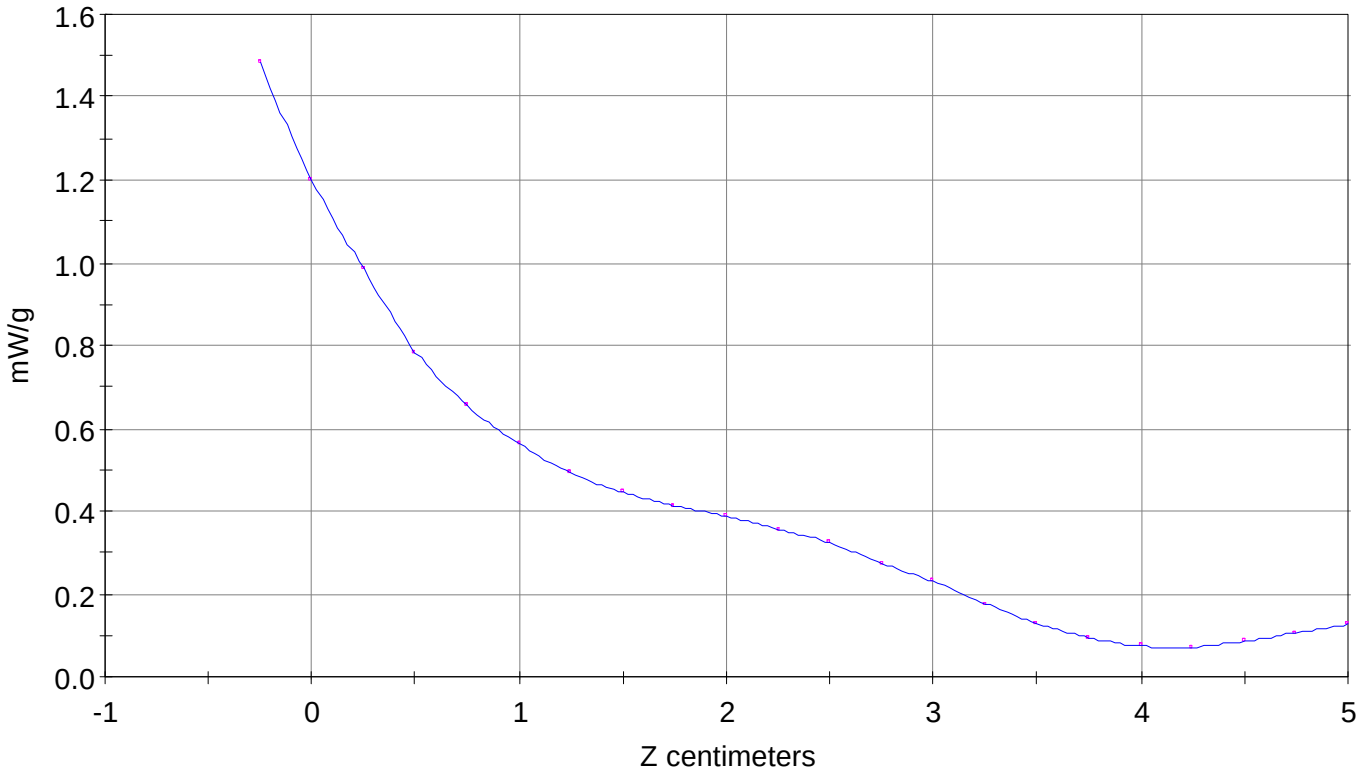

File : 01072610_ZOOM
Start : 26-Jul-101 12:00:34 pm  End : 26-Jul-101 12:10:17 pm
SAMSUNG/SPH-N300/33;836.49MHz;W;Helical/In;
Head/Left Ear;ZOOM/SAR;PCTEST/E Field/0 DegreesBrain/41.500/0.900

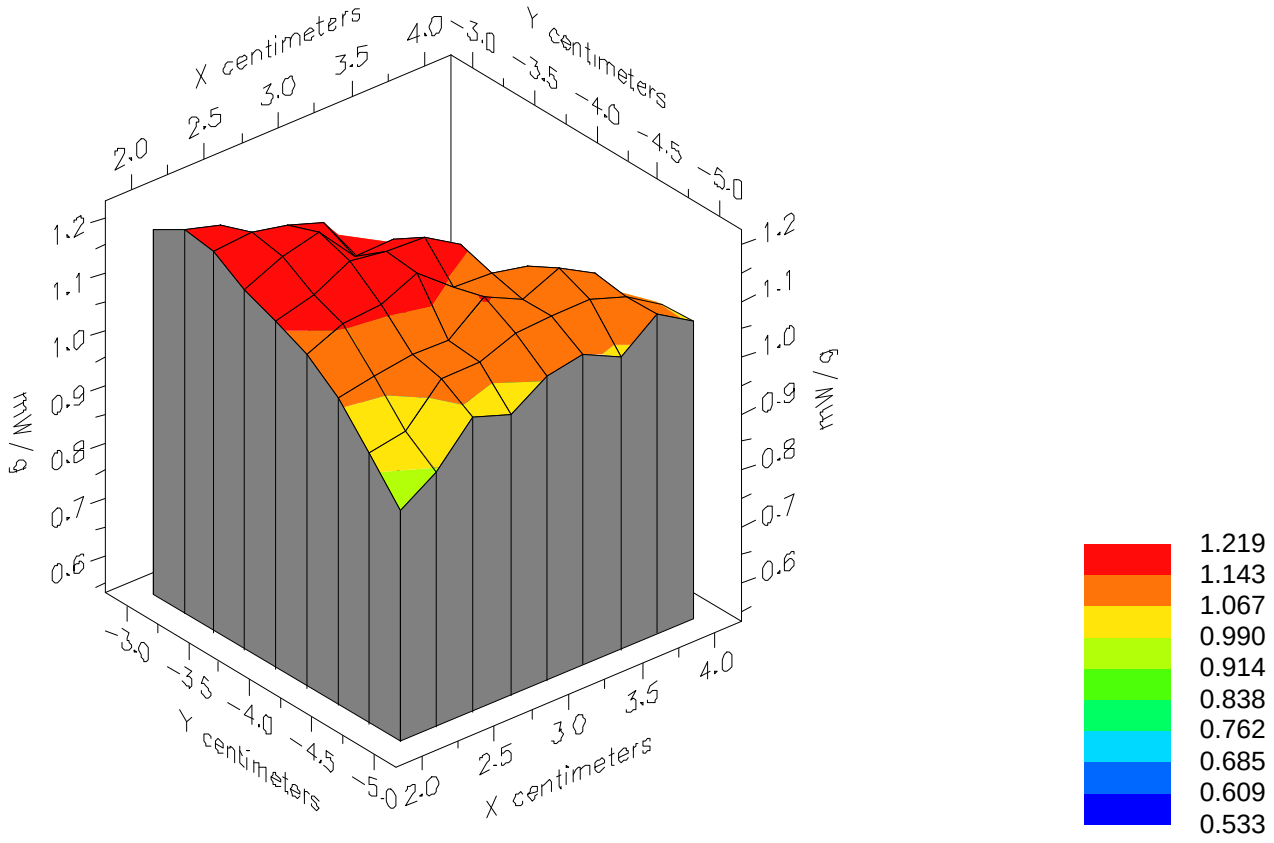

File : 01072610_ZOOM
Start : 26-Jul-101 12:00:34 pm  End : 26-Jul-101 12:10:17 pm
SAMSUNG/SPH-N300/33;836.49MHz;W;Helical/In;
Head/Left Ear;ZOOM/SAR;PCTEST/E Field/0 DegreesBrain/41.500/0.900

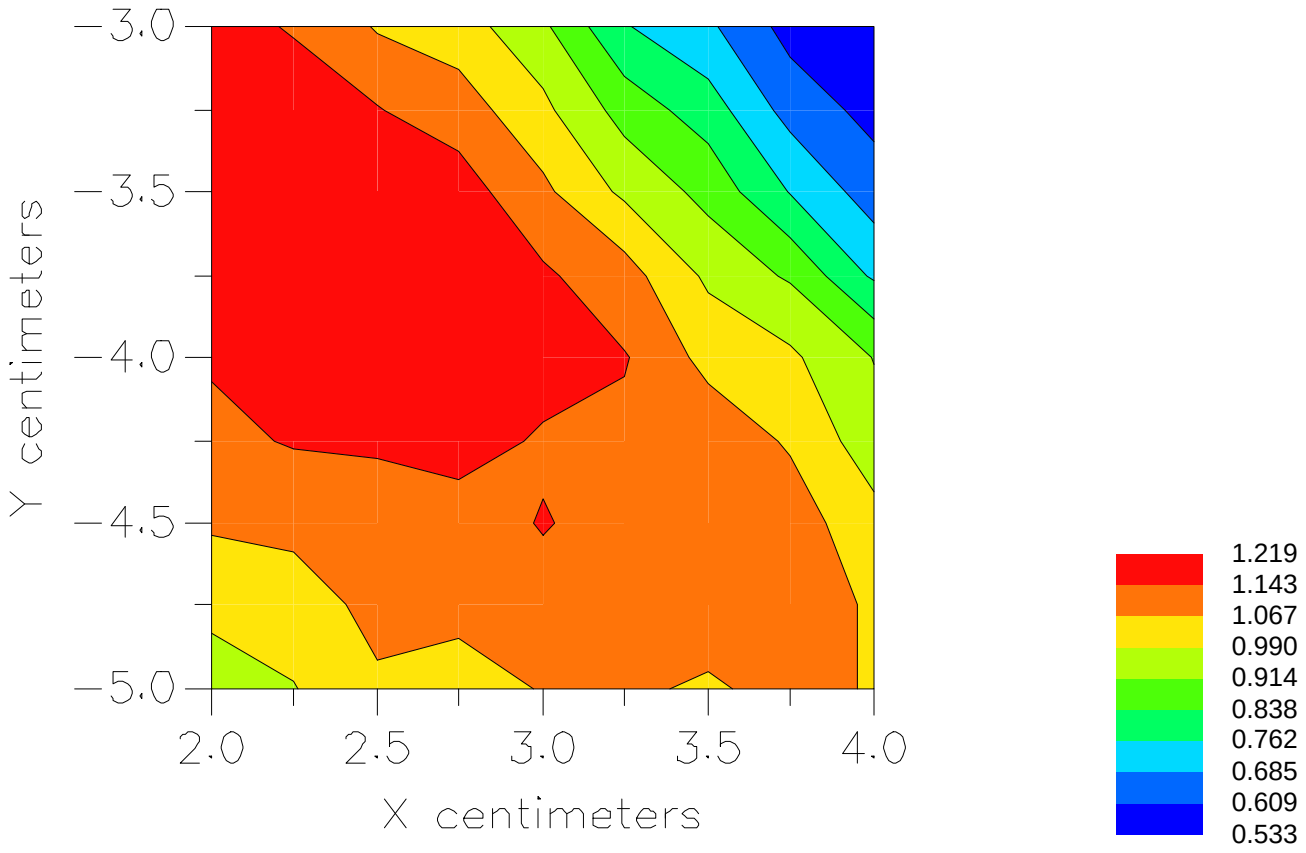

File : c:/idx3/SYSTEM/SARMEAS3/data/Normal/01072609_ZOOM.VLT
Start : 26-Jul-101 11:49:38 am  End : 26-Jul-101 11:59:19 am

Radio Type : SAMSUNG
Model Number : SPH-N300
Serial Number : 33
Frequency : 836.49 MHz
Peak Trans. Pwr : 0.400 W
Start Trans. Pwr: 0.400 W
Antenna Type : Helical
Antenna Posn. : Out
Phantom Type : Head
Phantom Posn. : Left Ear
Scan Type : ZOOM/SAR
Probe Name : PCTEST
Field Type : E Field
Orientation : 0 Degrees

Mixture Type = Brain
Mixture Dielectric Constant = 41.500
Mixture Conductivity = 0.900

Comment :
SAMSUNG TRI-MODE PHONE - AMPS MODE
CH 0383 26.0 dBm Conducted
SAMSUNG TRI-MODE PHONE

Robot : PCTEST

Probe Offset = 0.25 cm
Sensor Factor = 0.0108
Conversion Factor = 0.788

PCTEST Amplifier Channel Settings : 0.166 0.135 0.132

Max Location : X = 2.500, Y = -3.750, Z = 0.000 (cm) Value = 15.678

Measured Values (volts) =

| | | | | | |
|---|---|---|---|---|---|
| 1.549E-002 | 1.220E-002 | 9.765E-003 | 8.392E-003 | 7.073E-003 | 6.335E-003 |
| 5.795E-003 | 5.350E-003 | 4.965E-003 | 4.581E-003 | 4.115E-003 | 3.481E-003 |
| 2.864E-003 | 2.179E-003 | 1.648E-003 | 1.178E-003 | 9.921E-004 | 1.063E-003 |
| 1.231E-003 | 1.488E-003 | 1.687E-003 | | | |

Calc. Voltage @ Surface (Vs) = 0.0195

Voltage @ 1.00 cm (Vt) = 0.0084

Ave. Voltage (Vs+Vt)/2 = 0.0139

Ave. SAR over 1 g (mW/g) = 1.0178

SAR Scan
File : 01072609_ZOOM
Start : 26-Jul-101 11:49:38 am  End : 26-Jul-101 11:59:19 am
SAMSUNG/SPH-N300/33;836.49MHz;W;Helical/Out;
Head/Left Ear;ZOOM/SAR;PCTEST/E Field/0 DegreesBrain/41.500/0.900

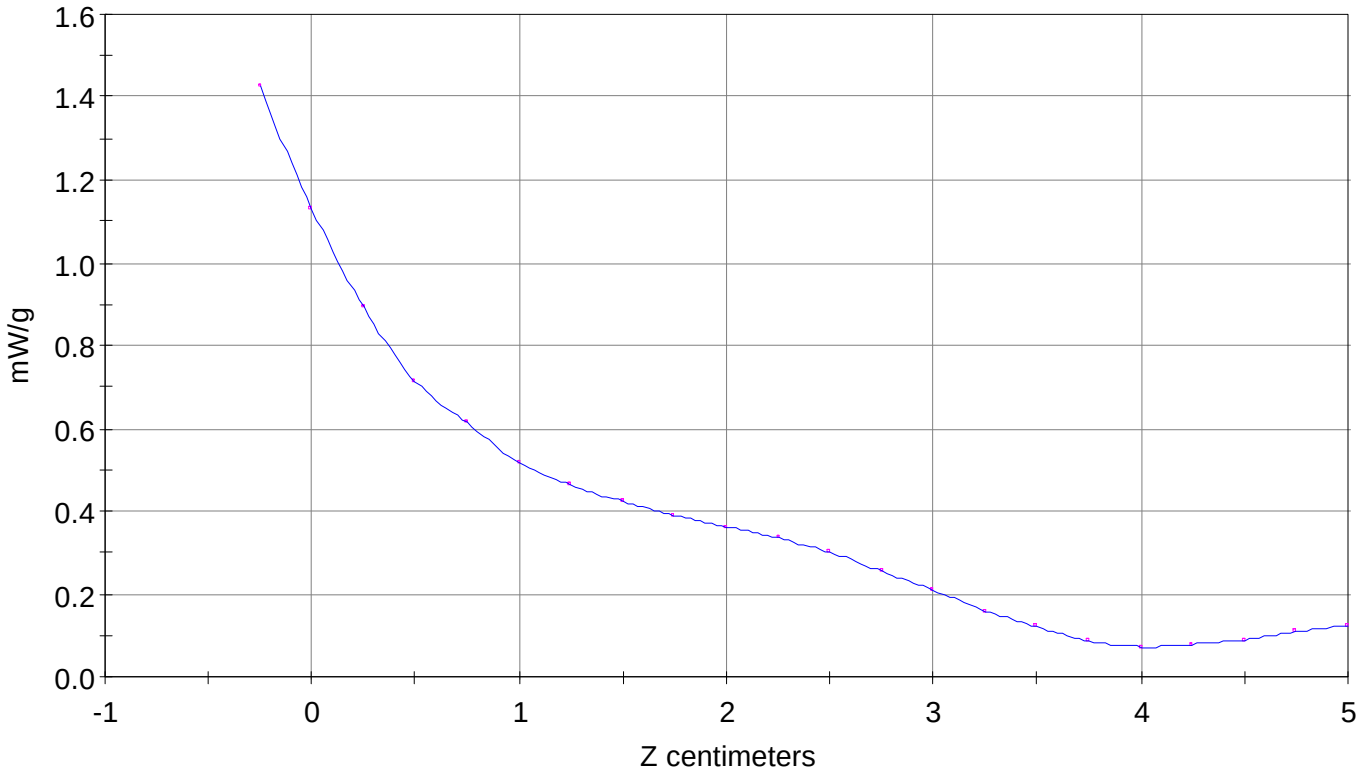

File : 01072609_ZOOM
Start : 26-Jul-101 11:49:38 am  End : 26-Jul-101 11:59:19 am
SAMSUNG/SPH-N300/33;836.49MHz;W;Helical/Out;
Head/Left Ear;ZOOM/SAR;PCTEST/E Field/0 DegreesBrain/41.500/0.900

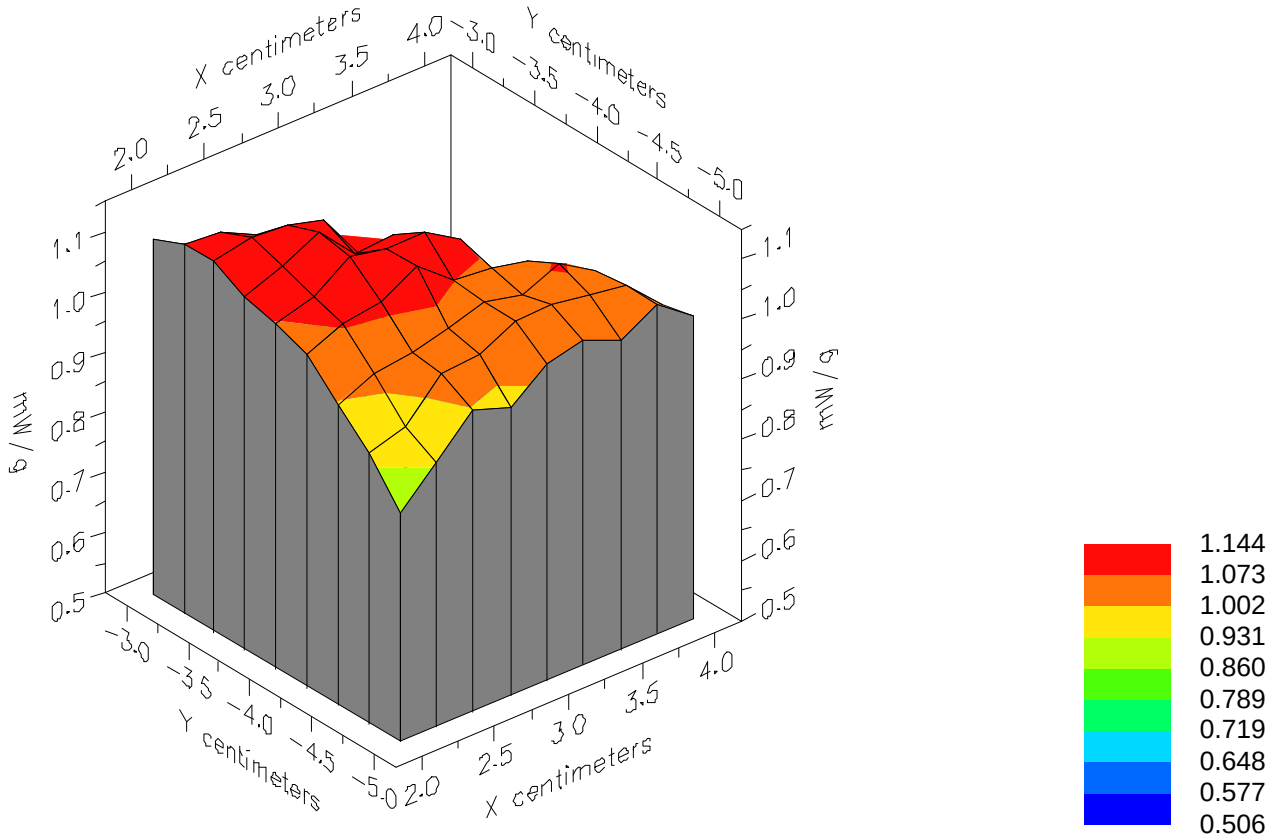

File : 01072609_ZOOM
Start : 26-Jul-101 11:49:38 am  End : 26-Jul-101 11:59:19 am
SAMSUNG/SPH-N300/33;836.49MHz;W;Helical/Out;
Head/Left Ear;ZOOM/SAR;PCTEST/E Field/0 DegreesBrain/41.500/0.900

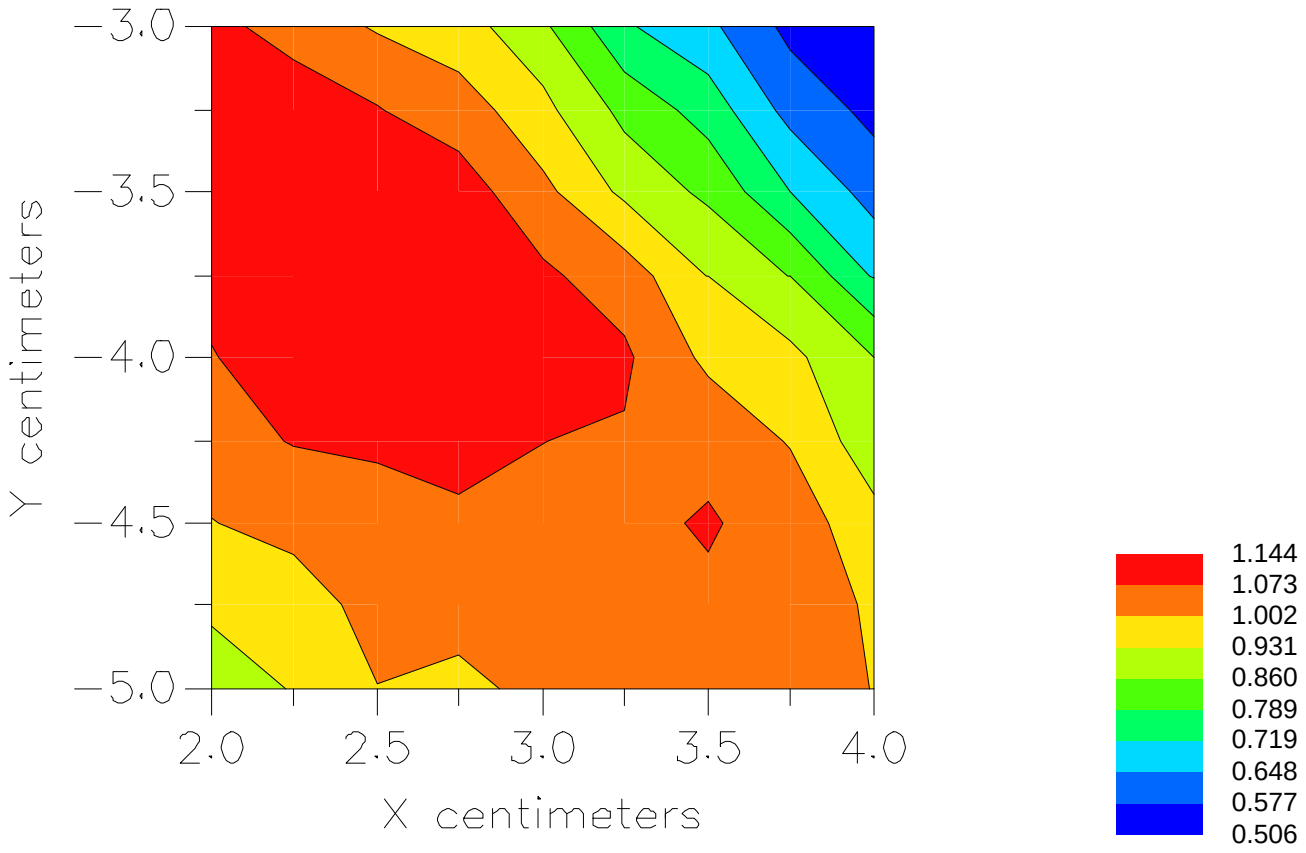

File : c:/idx3/SYSTEM/SARMEAS3/data/Normal/01072611_ZOOM.VLT
Start : 26-Jul-101 12:11:44 pm  End : 26-Jul-101 12:21:25 pm

Radio Type : SAMSUNG
Model Number : SPH-N300
Serial Number : 33
Frequency : 848.97 MHz
Peak Trans. Pwr : 0.400 W
Start Trans. Pwr: 0.400 W
Antenna Type : Helical
Antenna Posn. : In
Phantom Type : Head
Phantom Posn. : Left Ear
Scan Type : ZOOM/SAR
Probe Name : PCTEST
Field Type : E Field
Orientation : 0 Degrees

Mixture Type = Brain
Mixture Dielectric Constant = 41.500
Mixture Conductivity = 0.900

Comment :
SAMSUNG TRI-MODE PHONE - AMPS MODE
CH 0799 26.0 dBm Conducted
SAMSUNG TRI-MODE PHONE

Robot : PCTEST

Probe Offset = 0.25 cm
Sensor Factor = 0.0108
Conversion Factor = 0.788

PCTEST Amplifier Channel Settings : 0.166 0.135 0.132

Max Location : X = 2.500, Y = -3.750, Z = 0.000 (cm) Value = 13.220

Measured Values (volts) =

| | | | | | |
|---|---|---|---|---|---|
| 1.286E-002 | 1.022E-002 | 8.277E-003 | 6.832E-003 | 5.859E-003 | 5.136E-003 |
| 4.673E-003 | 4.293E-003 | 4.041E-003 | 3.743E-003 | 3.372E-003 | 2.903E-003 |
| 2.432E-003 | 1.885E-003 | 1.405E-003 | 1.020E-003 | 8.301E-004 | 8.212E-004 |
| 9.561E-004 | 1.189E-003 | 1.368E-003 | | | |

Calc. Voltage @ Surface (Vs) = 0.0160

Voltage @ 1.00 cm (Vt) = 0.0068

Ave. Voltage (Vs+Vt)/2 = 0.0114

Ave. SAR over 1 g (mW/g) = 0.8342

SAR Scan
File : 01072611_ZOOM
Start : 26-Jul-101 12:11:44 pm  End : 26-Jul-101 12:21:25 pm
SAMSUNG/SPH-N300/33;848.97MHz;W;Helical/In;
Head/Left Ear;ZOOM/SAR;PCTEST/E Field/0 DegreesBrain/41.500/0.900

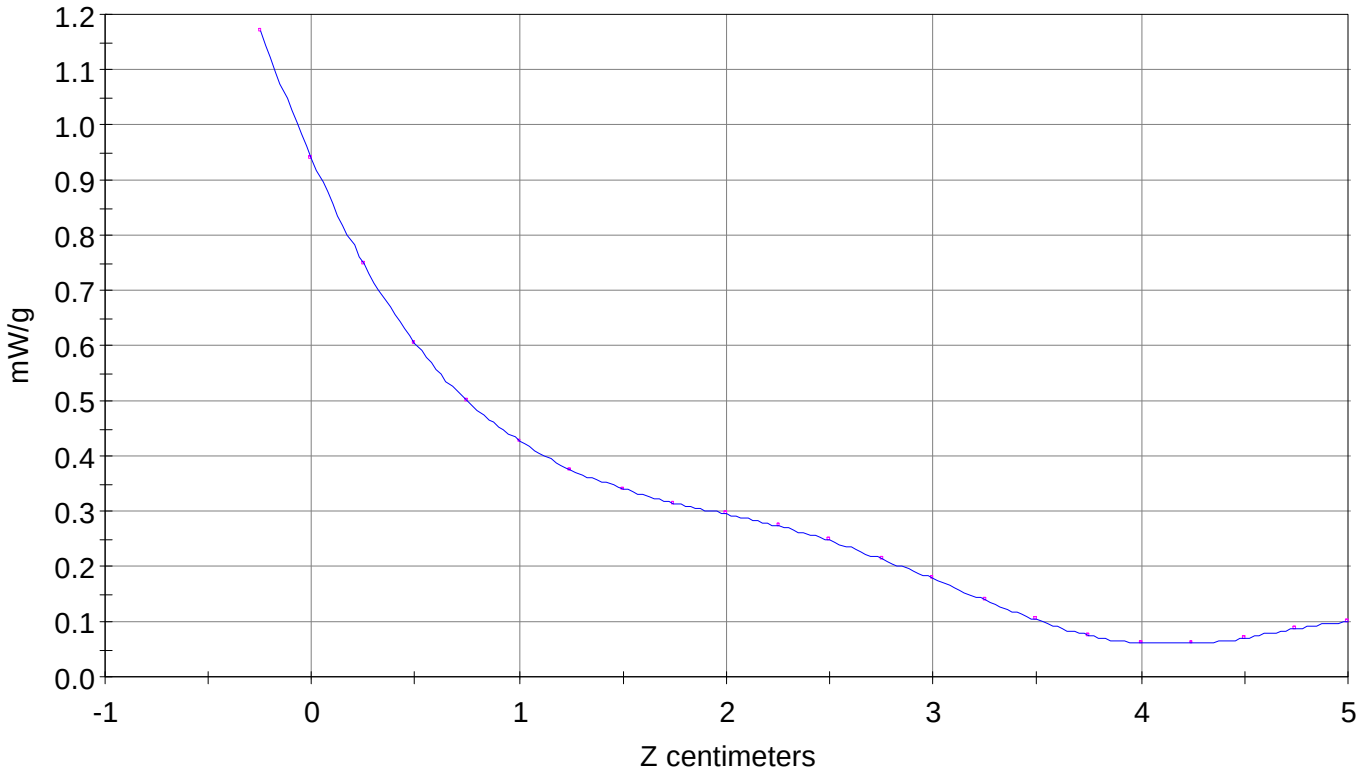

File : 01072611_ZOOM
Start : 26-Jul-101 12:11:44 pm  End : 26-Jul-101 12:21:25 pm
SAMSUNG/SPH-N300/33;848.97MHz;W;Helical/In;
Head/Left Ear;ZOOM/SAR;PCTEST/E Field/0 DegreesBrain/41.500/0.900

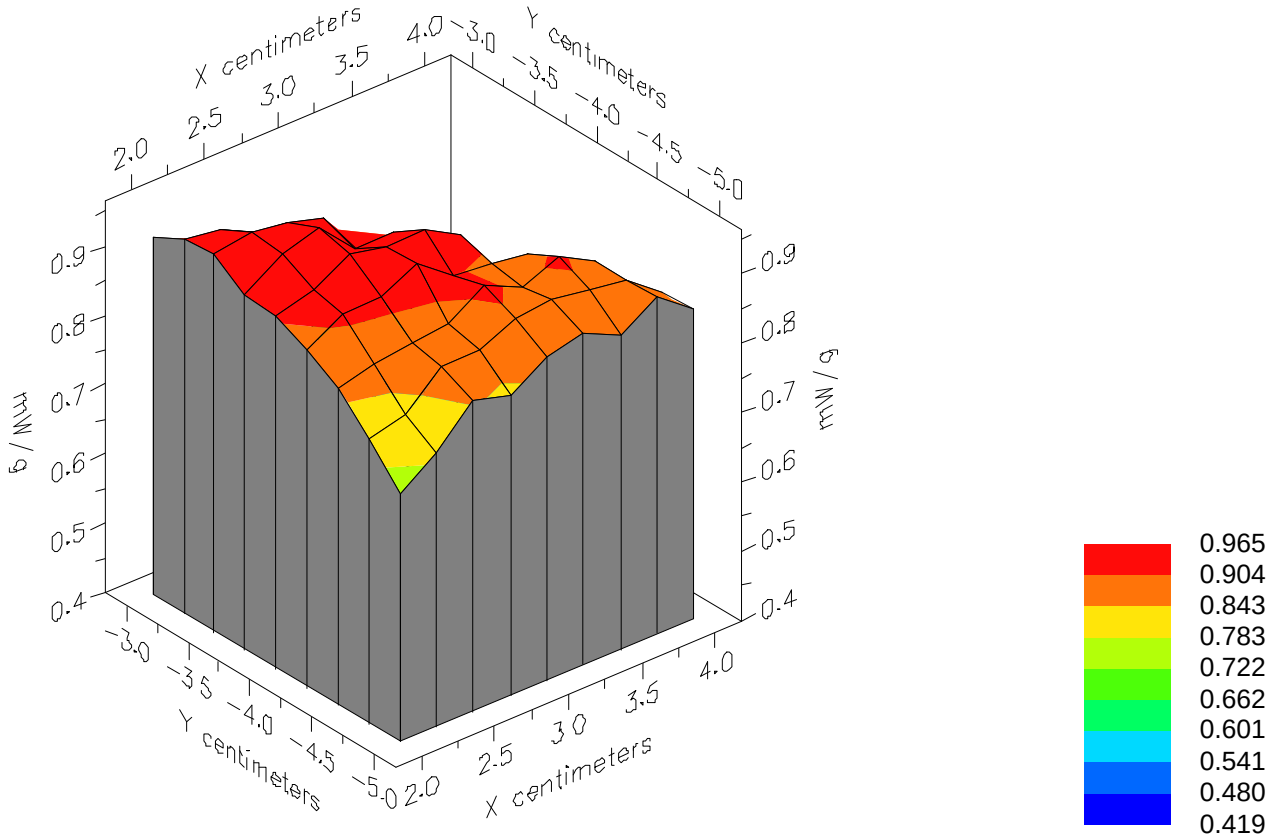

File : 01072611_ZOOM
Start : 26-Jul-101 12:11:44 pm  End : 26-Jul-101 12:21:25 pm
SAMSUNG/SPH-N300/33;848.97MHz;W;Helical/In;
Head/Left Ear;ZOOM/SAR;PCTEST/E Field/0 DegreesBrain/41.500/0.900

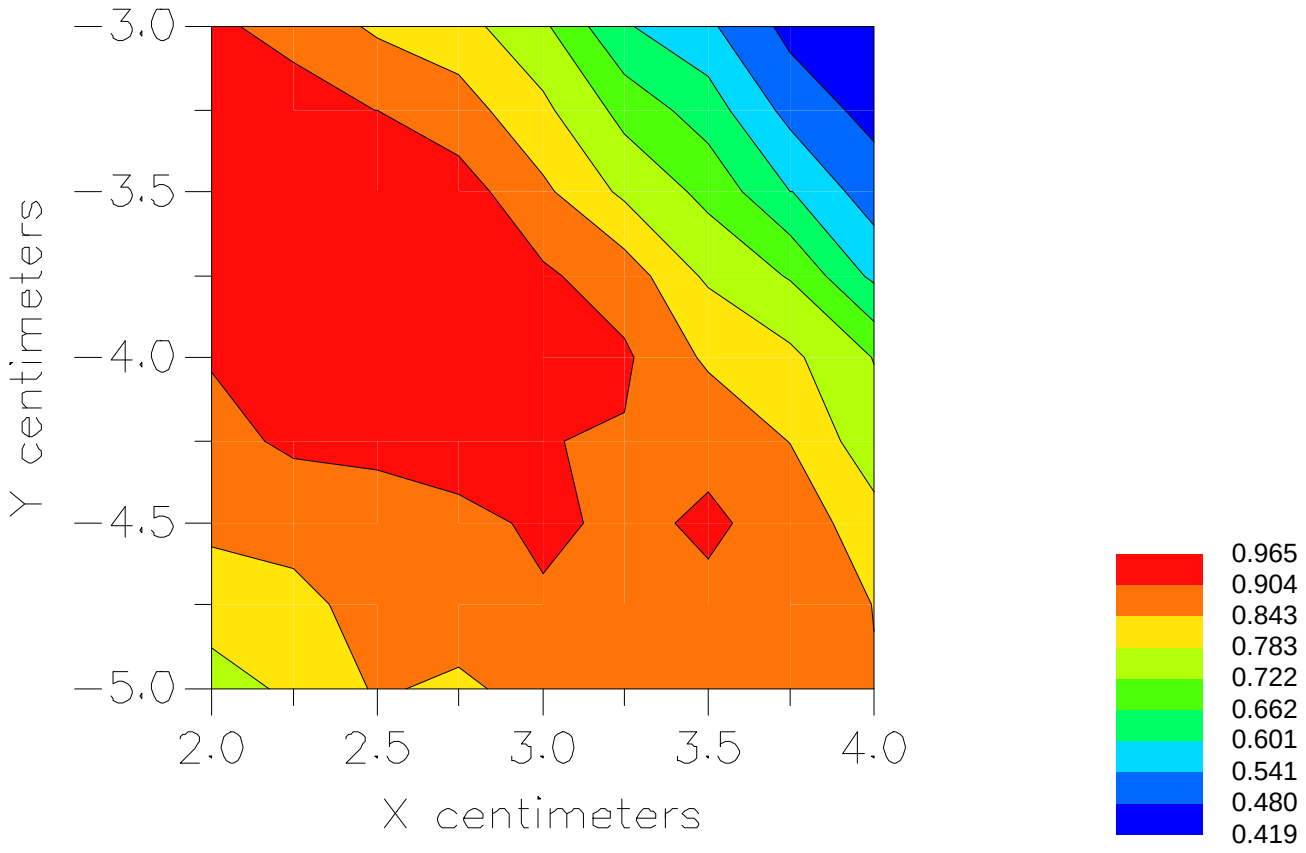

File : c:/idx3/SYSTEM/SARMEAS3/data/Normal/01072613_ZOOM.VLT
Start : 26-Jul-101 12:33:45 pm  End : 26-Jul-101 12:43:25 pm

Radio Type : SAMSUNG
Model Number : SPH-N300
Serial Number : 33
Frequency : 848.97 MHz
Peak Trans. Pwr : 0.400 W
Start Trans. Pwr: 0.400 W
Antenna Type : Helical
Antenna Posn. : Out
Phantom Type : Head
Phantom Posn. : Left Ear
Scan Type : ZOOM/SAR
Probe Name : PCTEST
Field Type : E Field
Orientation : 0 Degrees

Mixture Type = Brain
Mixture Dielectric Constant = 41.500
Mixture Conductivity = 0.900

Comment :
SAMSUNG TRI-MODE PHONE - AMPS MODE
CH 0799 26.0 dBm Conducted
SAMSUNG TRI-MODE PHONE

Robot : PCTEST

Probe Offset = 0.25 cm
Sensor Factor = 0.0108
Conversion Factor = 0.788

PCTEST Amplifier Channel Settings : 0.166 0.135 0.132

Max Location : X = 2.500, Y = -3.750, Z = 0.000 (cm) Value = 15.256

Measured Values (volts) =

| | | | | | |
|---|---|---|---|---|---|
| 1.519E-002 | 1.210E-002 | 9.859E-003 | 8.266E-003 | 7.152E-003 | 6.294E-003 |
| 5.765E-003 | 5.270E-003 | 4.903E-003 | 4.520E-003 | 4.022E-003 | 3.494E-003 |
| 2.862E-003 | 2.256E-003 | 1.661E-003 | 1.195E-003 | 1.006E-003 | 1.058E-003 |
| 1.197E-003 | 1.476E-003 | 1.676E-003 | | | |

Calc. Voltage @ Surface (Vs) = 0.0189

Voltage @ 1.00 cm (Vt) = 0.0083

Ave. Voltage (Vs+Vt)/2 = 0.0136

Ave. SAR over 1 g (mW/g) = 0.9896

SAR Scan
File : 01072613_ZOOM
Start : 26-Jul-101 12:33:45 pm  End : 26-Jul-101 12:43:25 pm
SAMSUNG/SPH-N300/33;848.97MHz;W;Helical/Out;
Head/Left Ear;ZOOM/SAR;PCTEST/E Field/0 DegreesBrain/41.500/0.900

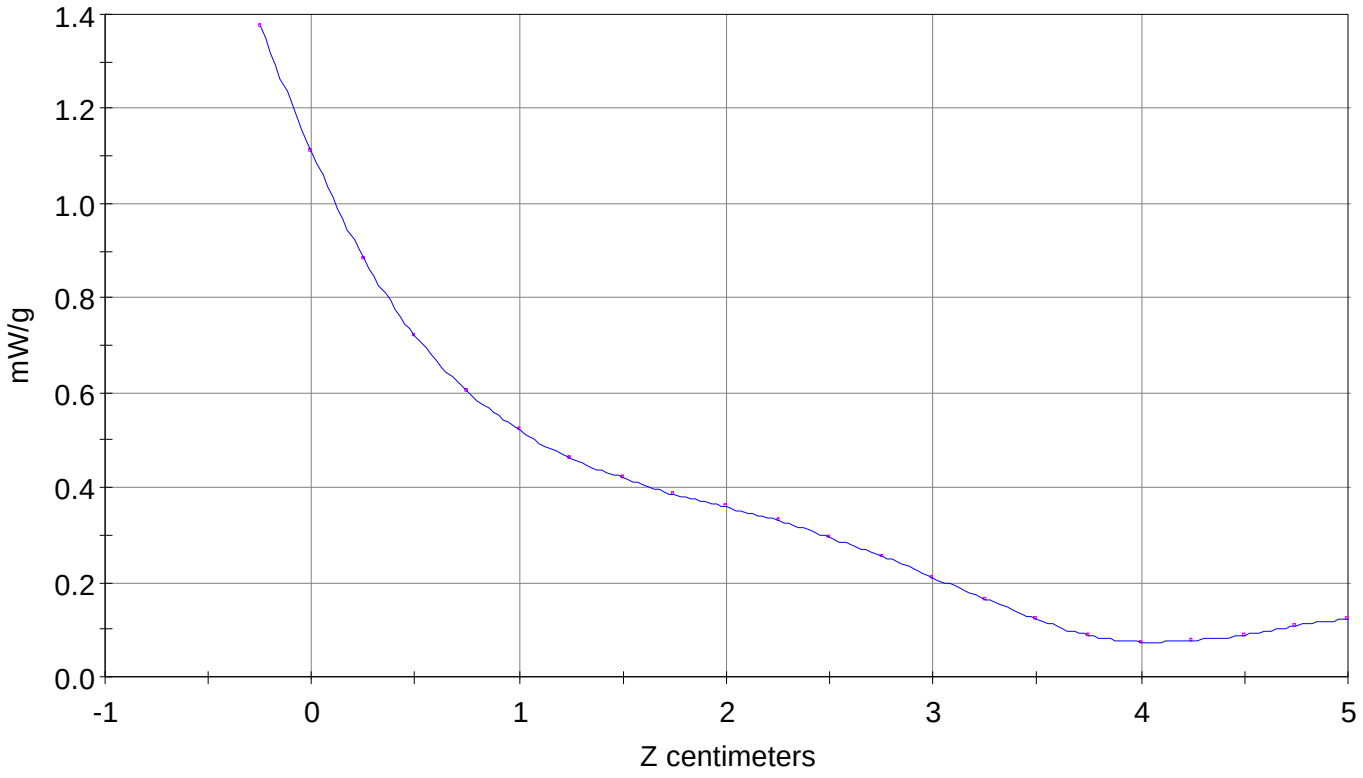

File : 01072613_ZOOM
Start : 26-Jul-101 12:33:45 pm  End : 26-Jul-101 12:43:25 pm
SAMSUNG/SPH-N300/33;848.97MHz;W;Helical/Out;
Head/Left Ear;ZOOM/SAR;PCTEST/E Field/0 DegreesBrain/41.500/0.900

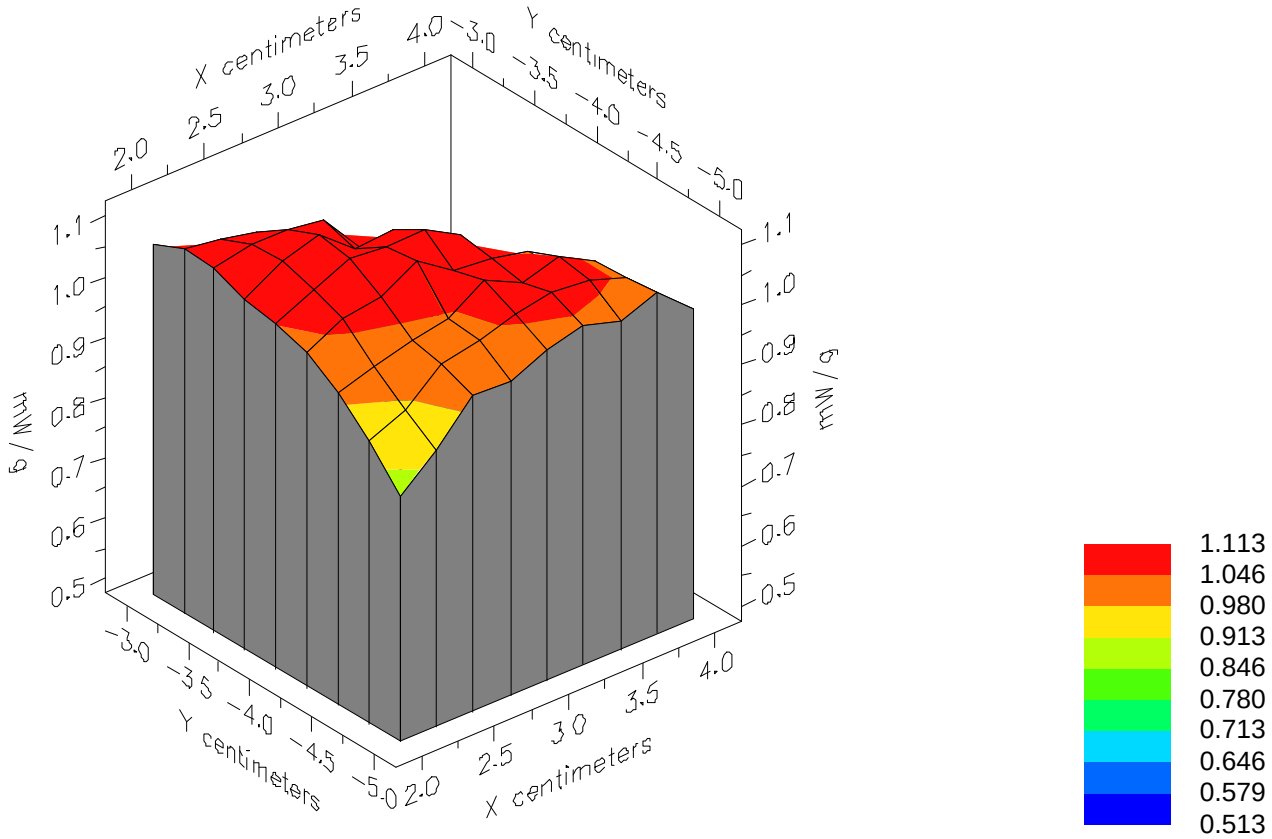

File : 01072613_ZOOM
Start : 26-Jul-101 12:33:45 pm  End : 26-Jul-101 12:43:25 pm
SAMSUNG/SPH-N300/33;848.97MHz;W;Helical/Out;
Head/Left Ear;ZOOM/SAR;PCTEST/E Field/0 DegreesBrain/41.500/0.900

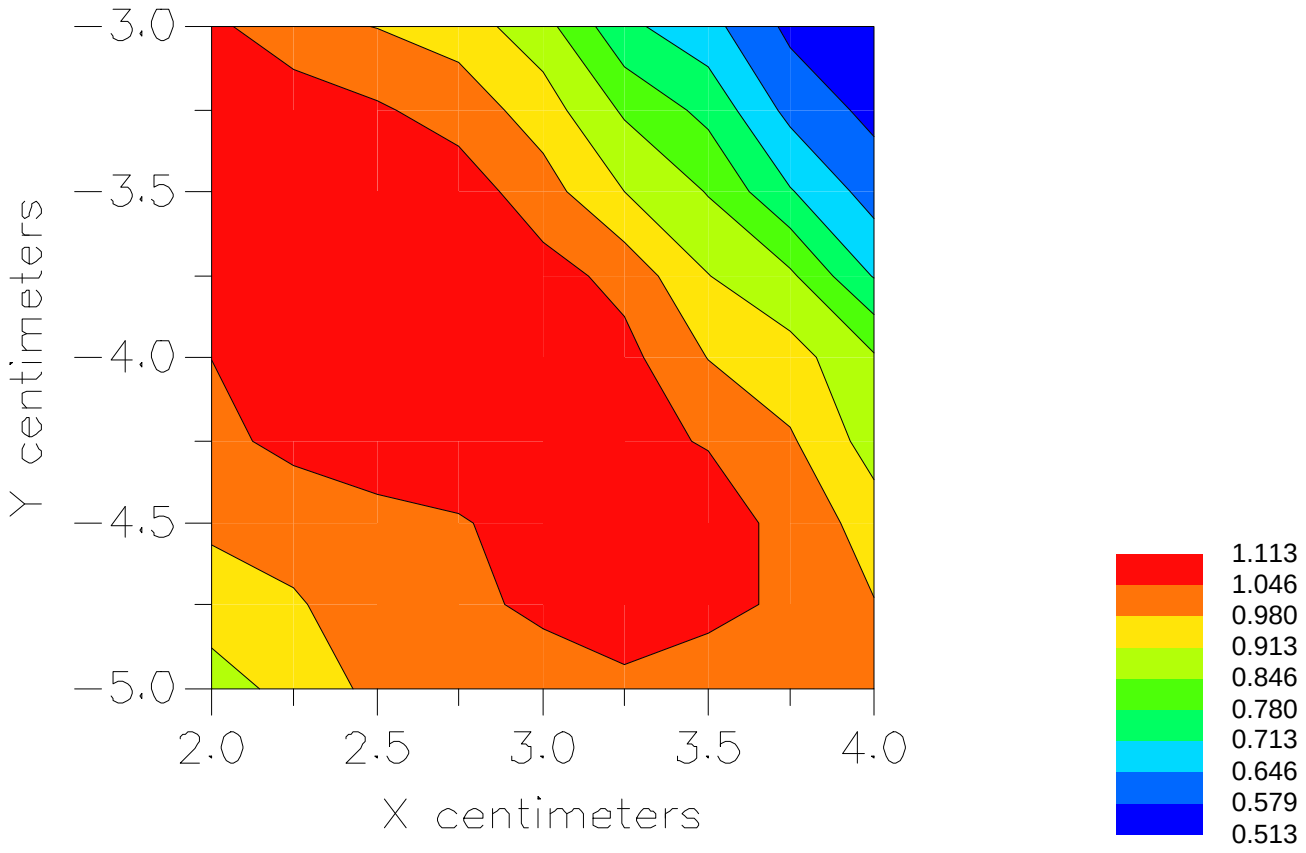

File : c:/idx3/SYSTEM/SARMEAS3/data/Normal/01072615_ZOOM.VLT
Start : 26-Jul-101 01:23:54 pm  End : 26-Jul-101 01:36:59 pm

Radio Type : SAMSUNG
Model Number : SPH-N300
Serial Number : 33
Frequency : 824.70 MHz
Peak Trans. Pwr : 0.280 W
Start Trans. Pwr: 0.280 W
Antenna Type : Helical
Antenna Posn. : In
Phantom Type : Head
Phantom Posn. : Left Ear
Scan Type : ZOOM/SAR
Probe Name : PCTEST
Field Type : E Field
Orientation : 0 Degrees

Mixture Type = Brain
Mixture Dielectric Constant = 41.500
Mixture Conductivity = 0.900

Comment :
SAMSUNG TRI-MODE PHONE - CDMA MODE
CH 1013 24.5 dBm Conducted
SAMSUNG TRI-MODE PHONE

Robot : PCTEST

Probe Offset = 0.25 cm
Sensor Factor = 0.0108
Conversion Factor = 0.788

PCTEST Amplifier Channel Settings : 0.166 0.135 0.132

Max Location : X = 1.500, Y = -3.000, Z = 0.000 (cm) Value = 13.500

Measured Values (volts) =

| | | | | | |
|---|---|---|---|---|---|
| 1.348E-002 | 1.103E-002 | 9.113E-003 | 7.403E-003 | 6.244E-003 | 5.133E-003 |
| 4.643E-003 | 4.154E-003 | 3.870E-003 | 3.677E-003 | 3.481E-003 | 3.217E-003 |
| 2.822E-003 | 2.365E-003 | 1.856E-003 | 1.371E-003 | 9.989E-004 | 7.282E-004 |
| 6.572E-004 | 7.508E-004 | 9.459E-004 | | | |

Calc. Voltage @ Surface (Vs) = 0.0164

Voltage @ 1.00 cm (Vt) = 0.0074

Ave. Voltage (Vs+Vt)/2 = 0.0119

Ave. SAR over 1 g (mW/g) = 0.8685

SAR Scan
File : 01072615_ZOOM
Start : 26-Jul-101 01:23:54 pm  End : 26-Jul-101 01:36:59 pm
SAMSUNG/SPH-N300/33;824.70MHz;W;Helical/In;
Head/Left Ear;ZOOM/SAR;PCTEST/E Field/0 DegreesBrain/41.500/0.900

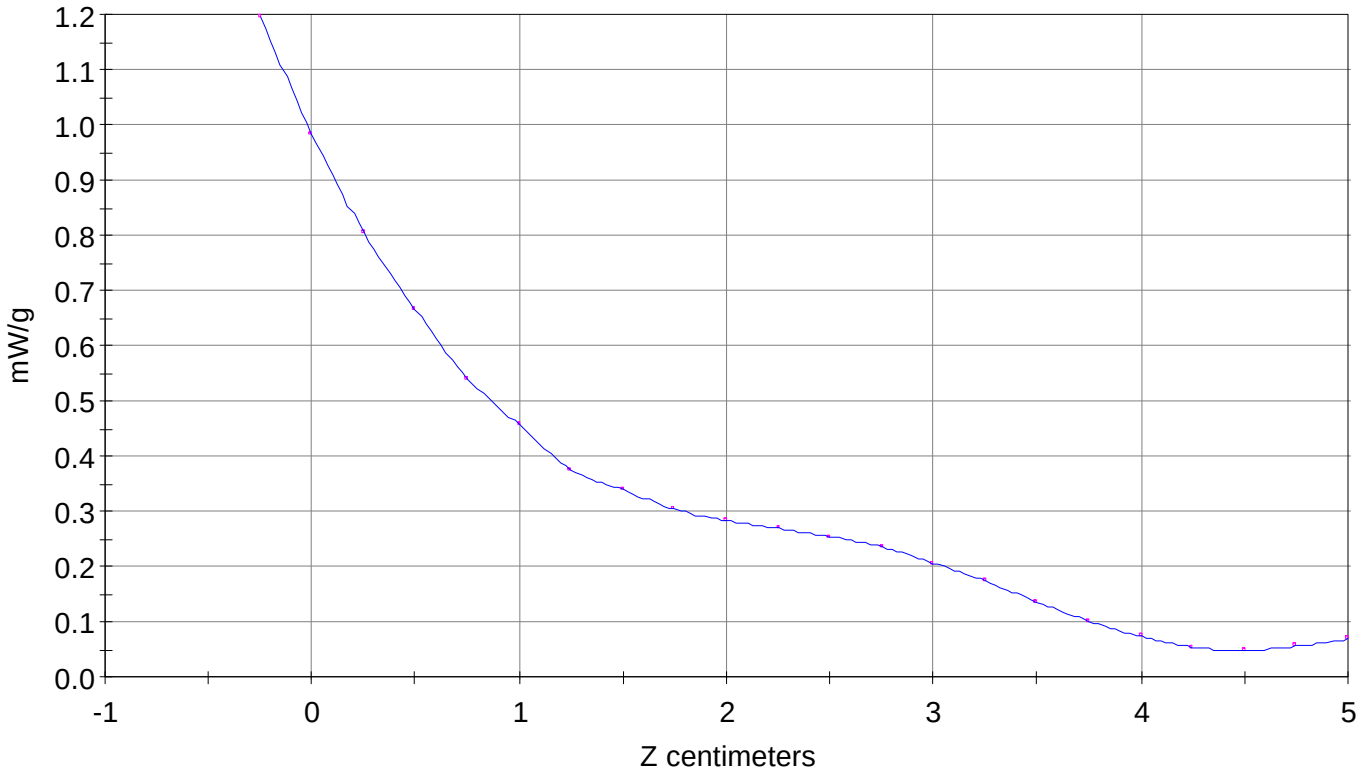

File : 01072615_ZOOM
Start : 26-Jul-101 01:23:54 pm  End : 26-Jul-101 01:36:59 pm
SAMSUNG/SPH-N300/33;824.70MHz;W;Helical/In;
Head/Left Ear;ZOOM/SAR;PCTEST/E Field/0 DegreesBrain/41.500/0.900

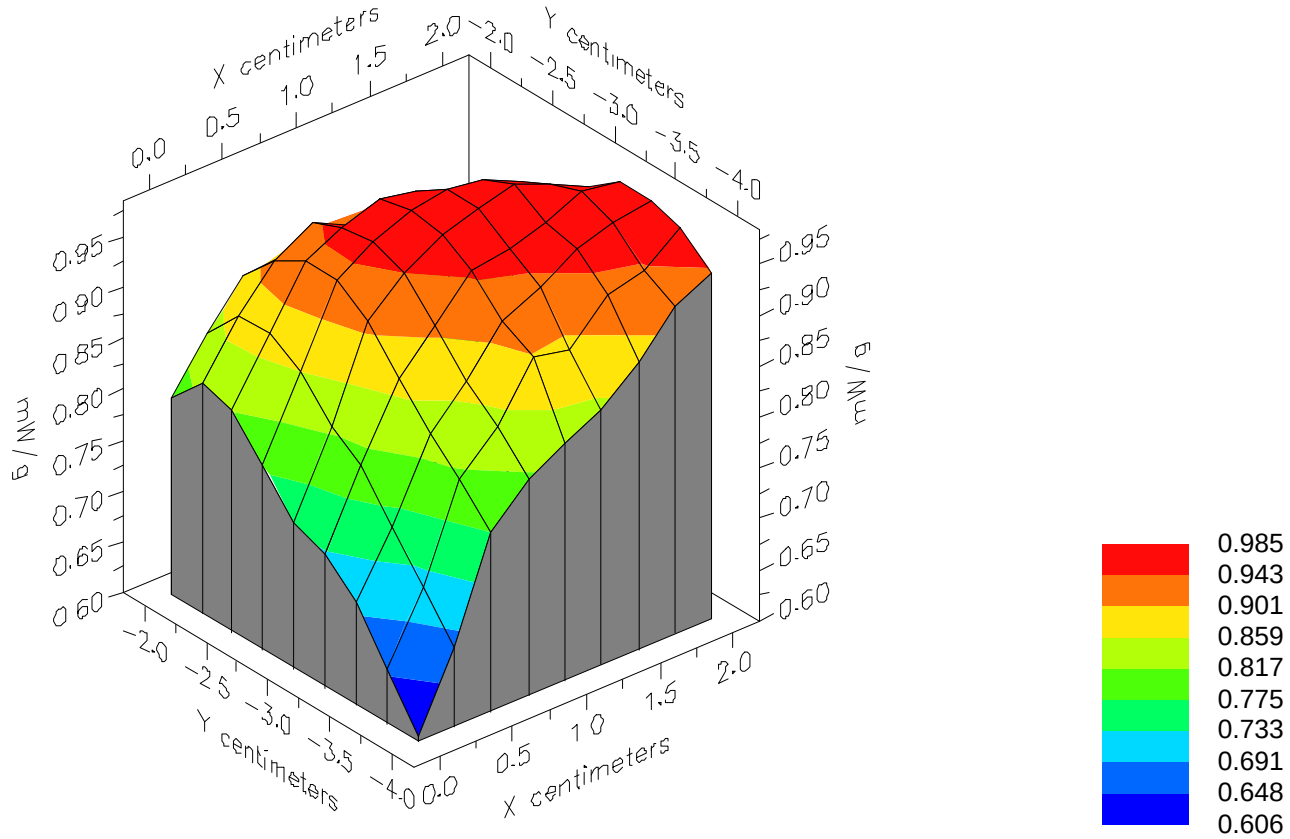

File : 01072615_ZOOM
Start : 26-Jul-101 01:23:54 pm  End : 26-Jul-101 01:36:59 pm
SAMSUNG/SPH-N300/33;824.70MHz;W;Helical/In;
Head/Left Ear;ZOOM/SAR;PCTEST/E Field/0 DegreesBrain/41.500/0.900

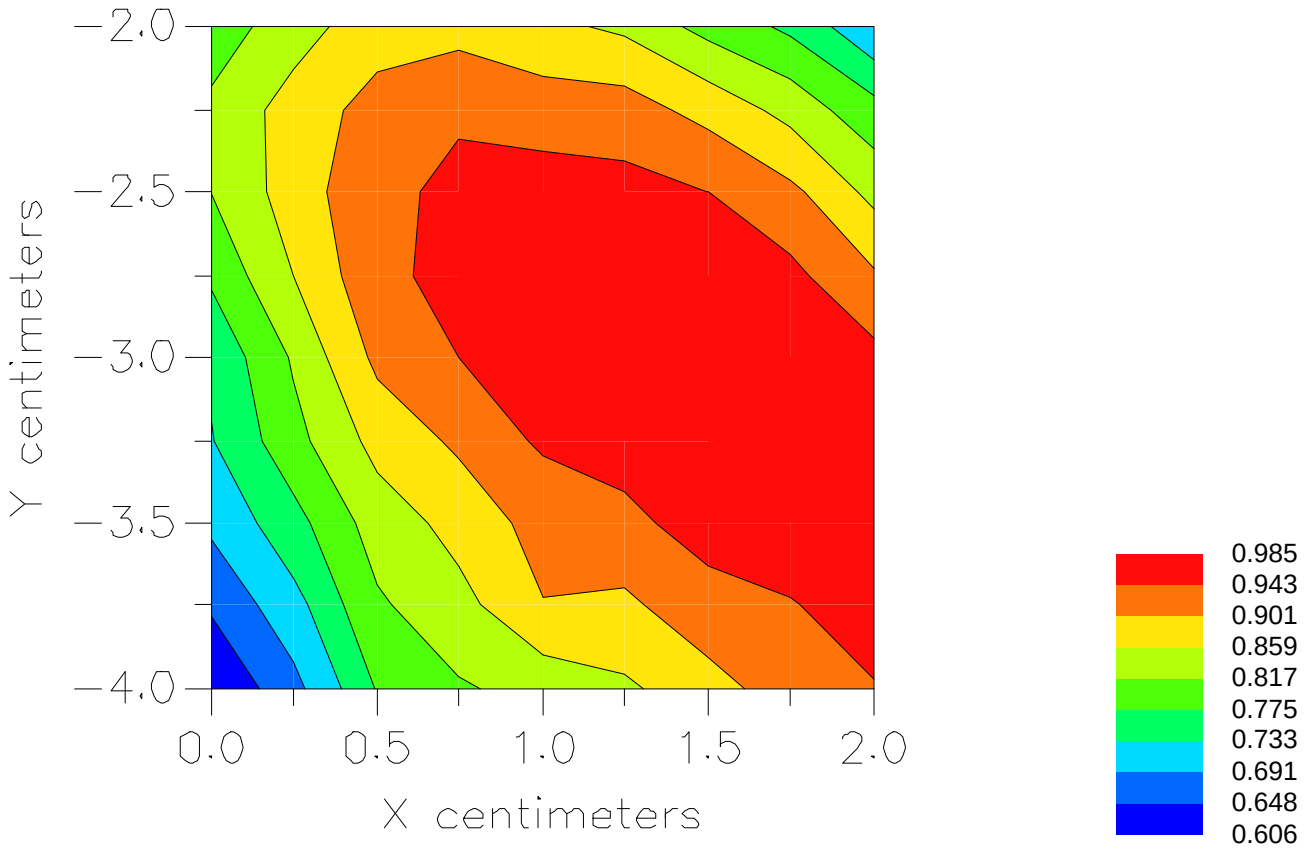

File : c:/idx3/SYSTEM/SARMEAS3/data/Normal/01072614_ZOOM.VLT
Start : 26-Jul-101 01:04:13 pm  End : 26-Jul-101 01:13:55 pm

Radio Type : SAMSUNG
Model Number : SPH-N300
Serial Number : 33
Frequency : 824.70 MHz
Peak Trans. Pwr : 0.280 W
Start Trans. Pwr: 0.280 W
Antenna Type : Helical
Antenna Posn. : Out
Phantom Type : Head
Phantom Posn. : Left Ear
Scan Type : ZOOM/SAR
Probe Name : PCTEST
Field Type : E Field
Orientation : 0 Degrees

Mixture Type = Brain
Mixture Dielectric Constant = 41.500
Mixture Conductivity = 0.900

Comment :
SAMSUNG TRI-MODE PHONE - CDMA MODE
CH 1013 24.5 dBm Conducted
SAMSUNG TRI-MODE PHONE

Robot : PCTEST

Probe Offset = 0.25 cm
Sensor Factor = 0.0108
Conversion Factor = 0.788

PCTEST Amplifier Channel Settings : 0.166 0.135 0.132

Max Location : X = 2.500, Y = -3.750, Z = 0.000 (cm) Value = 13.717

Measured Values (volts) =

| | | | | | |
|---|---|---|---|---|---|
| 1.353E-002 | 1.111E-002 | 8.919E-003 | 7.531E-003 | 6.456E-003 | 5.709E-003 |
| 5.187E-003 | 4.873E-003 | 4.499E-003 | 4.098E-003 | 3.697E-003 | 3.141E-003 |
| 2.604E-003 | 1.987E-003 | 1.472E-003 | 1.085E-003 | 8.990E-004 | 8.988E-004 |
| 1.061E-003 | 1.296E-003 | 1.519E-003 | | | |

Calc. Voltage @ Surface (Vs) = 0.0167

Voltage @ 1.00 cm (Vt) = 0.0075

Ave. Voltage (Vs+Vt)/2 = 0.0121

Ave. SAR over 1 g (mW/g) = 0.8828

SAR Scan
File : 01072614_ZOOM
Start : 26-Jul-101 01:04:13 pm  End : 26-Jul-101 01:13:55 pm
SAMSUNG/SPH-N300/33;824.70MHz;W;Helical/Out;
Head/Left Ear;ZOOM/SAR;PCTEST/E Field/0 DegreesBrain/41.500/0.900

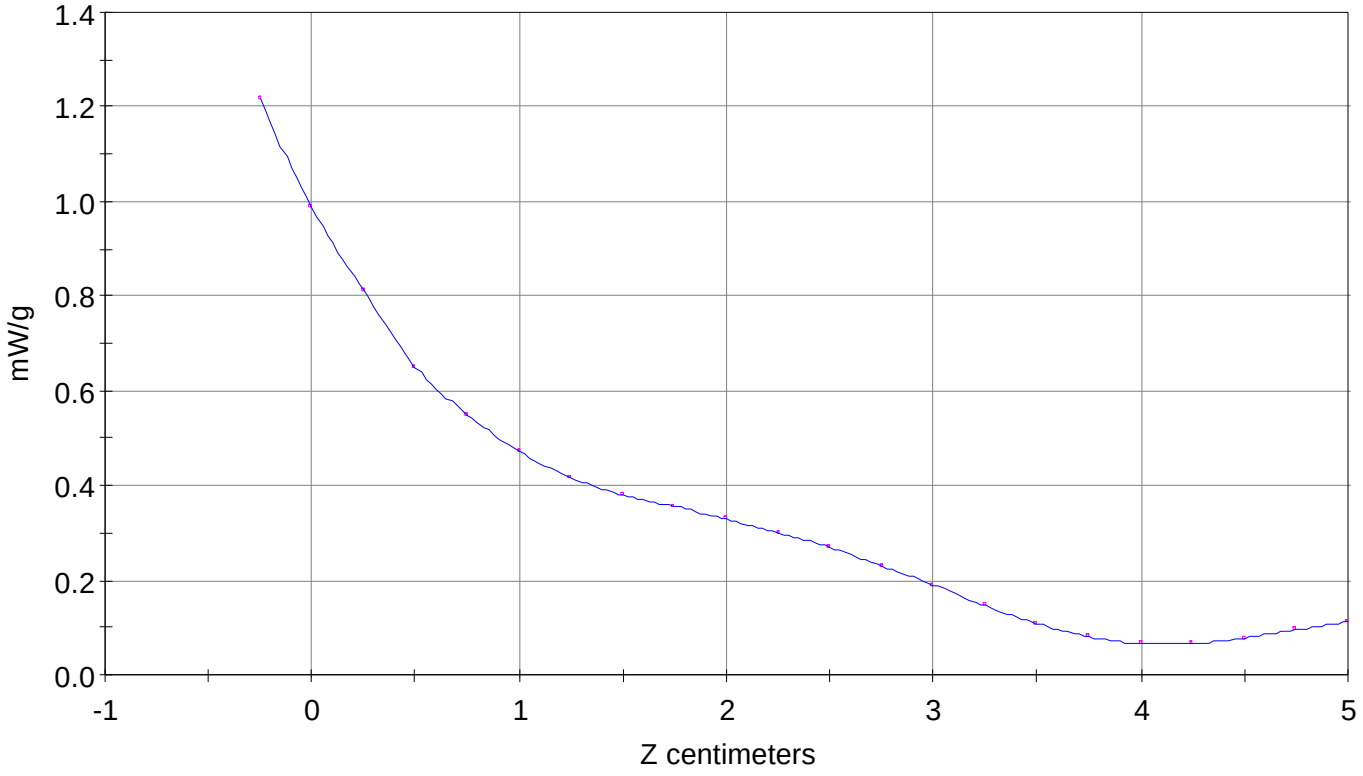

File : 01072614_ZOOM
Start : 26-Jul-101 01:04:13 pm  End : 26-Jul-101 01:13:55 pm
SAMSUNG/SPH-N300/33;824.70MHz;W;Helical/Out;
Head/Left Ear;ZOOM/SAR;PCTEST/E Field/0 DegreesBrain/41.500/0.900

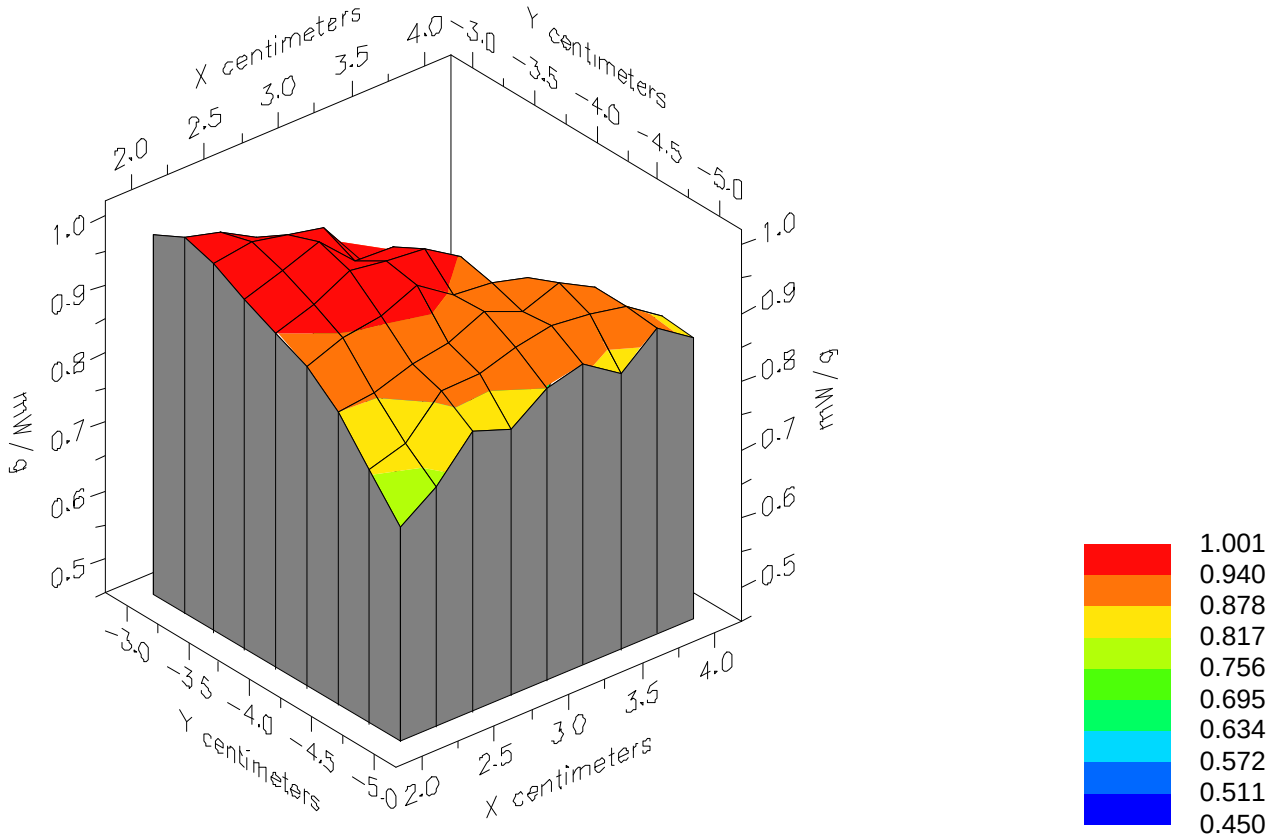

File : 01072614_ZOOM
Start : 26-Jul-101 01:04:13 pm  End : 26-Jul-101 01:13:55 pm
SAMSUNG/SPH-N300/33;824.70MHz;W;Helical/Out;
Head/Left Ear;ZOOM/SAR;PCTEST/E Field/0 DegreesBrain/41.500/0.900

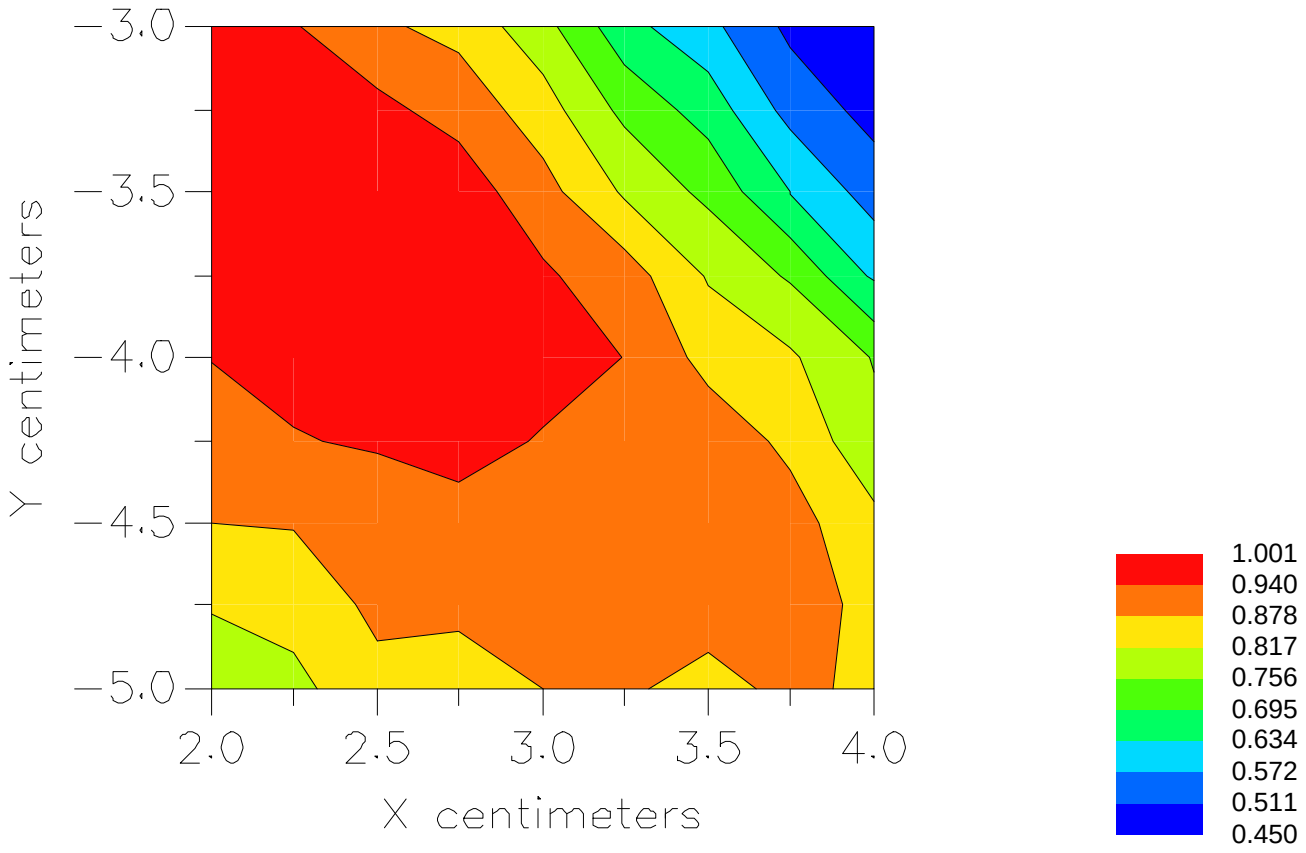

# Peak SAR Location

## 800 MHz Body SAR



File : c:/idx3/SYSTEM/SARMEAS3/data/Normal/01081016_ZOOM.VLT
Start : 10-Aug-101 02:07:48 pm  End : 10-Aug-101 02:20:10 pm

Radio Type : SAMSUNG
Model Number : SPH-N300
Serial Number : 33
Frequency : 824.04 MHz
Peak Trans. Pwr : 0.400 W
Start Trans. Pwr: 0.400 W
Antenna Type : Helical
Antenna Posn. : In
Phantom Type : Body
Phantom Posn. : Abdomen
Scan Type : ZOOM/SAR
Probe Name : PCTEST
Field Type : E Field
Orientation : 0 Degrees

Mixture Type = Muscle
Mixture Dielectric Constant = 56.100
Mixture Conductivity = 0.950

Comment :
SAMSUNG TRI-MODE PHONE - AMPS MODE
CH 0991 Conducted 26.0 dBm
SAMSUNG TRI-MODE PHONE

Robot : PCTEST

Probe Offset = 0.25 cm
Sensor Factor = 0.0108
Conversion Factor = 0.894

PCTEST Amplifier Channel Settings : 0.166 0.135 0.132

Max Location : X = 0.500, Y = -1.250, Z = 0.000 (cm) Value = 12.493

Measured Values (volts) =

| | | | | | |
|---|---|---|---|---|---|
| 1.256E-002 | 1.056E-002 | 8.843E-003 | 7.286E-003 | 6.184E-003 | 5.032E-003 |
| 4.242E-003 | 3.674E-003 | 3.344E-003 | 3.084E-003 | 2.929E-003 | 2.713E-003 |
| 2.502E-003 | 2.113E-003 | 1.757E-003 | 1.351E-003 | 1.040E-003 | 8.244E-004 |
| 6.508E-004 | 6.460E-004 | 7.786E-004 | | | |

Calc. Voltage @ Surface (Vs) = 0.0150

Voltage @ 1.00 cm (Vt) = 0.0073

Ave. Voltage (Vs+Vt)/2 = 0.0111

Ave. SAR over 1 g (mW/g) = 0.9215

SAR Scan
File : 01081016_ZOOM
Start : 10-Aug-101 02:07:48 pm  End : 10-Aug-101 02:20:10 pm
SAMSUNG/SPH-N300/33;824.04MHz;W;Helical/In;
Body/Abdomen;ZOOM/SAR;PCTEST/E Field/0 DegreesMuscle/56.100/0.950

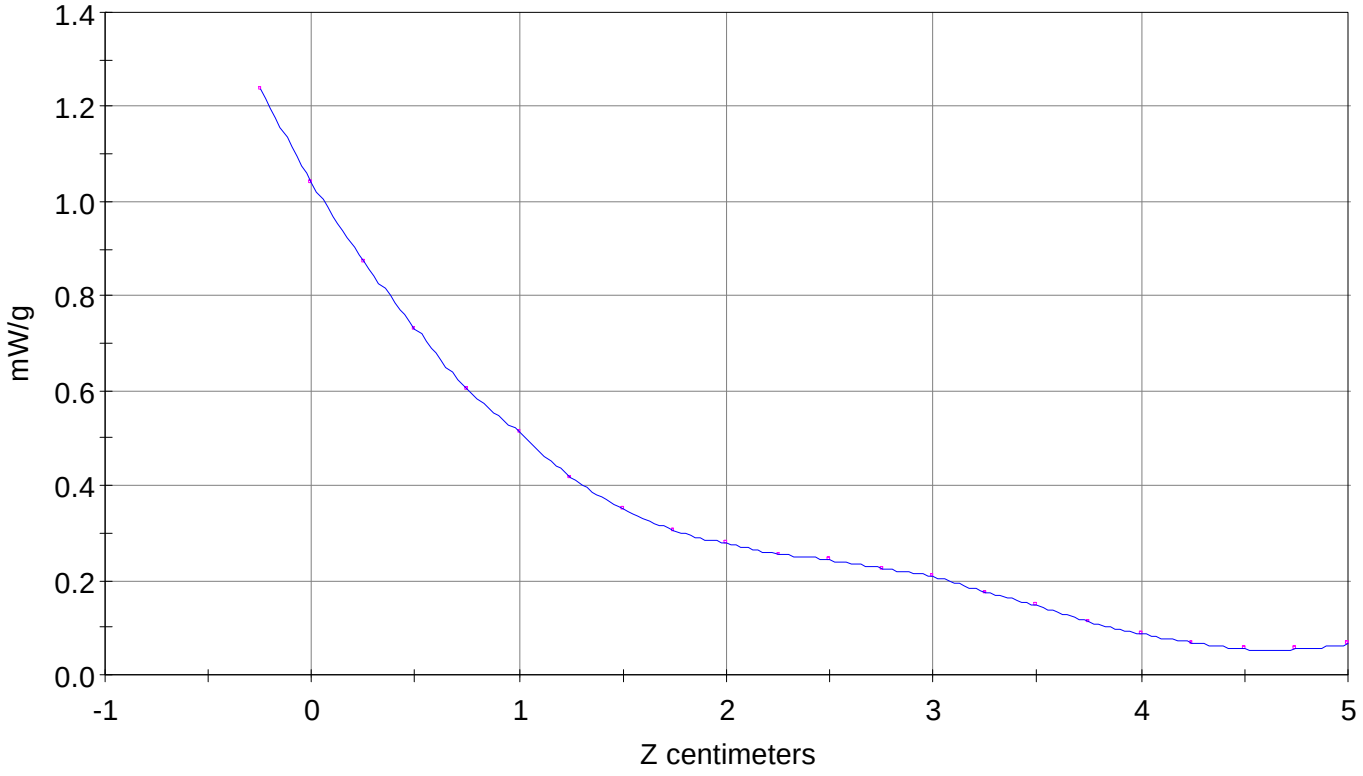

File : 01081016_ZOOM
Start : 10-Aug-101 02:07:48 pm  End : 10-Aug-101 02:20:10 pm
SAMSUNG/SPH-N300/33;824.04MHz;W;Helical/In;
Body/Abdomen;ZOOM/SAR;PCTEST/E Field/0 DegreesMuscle/56.100/0.950

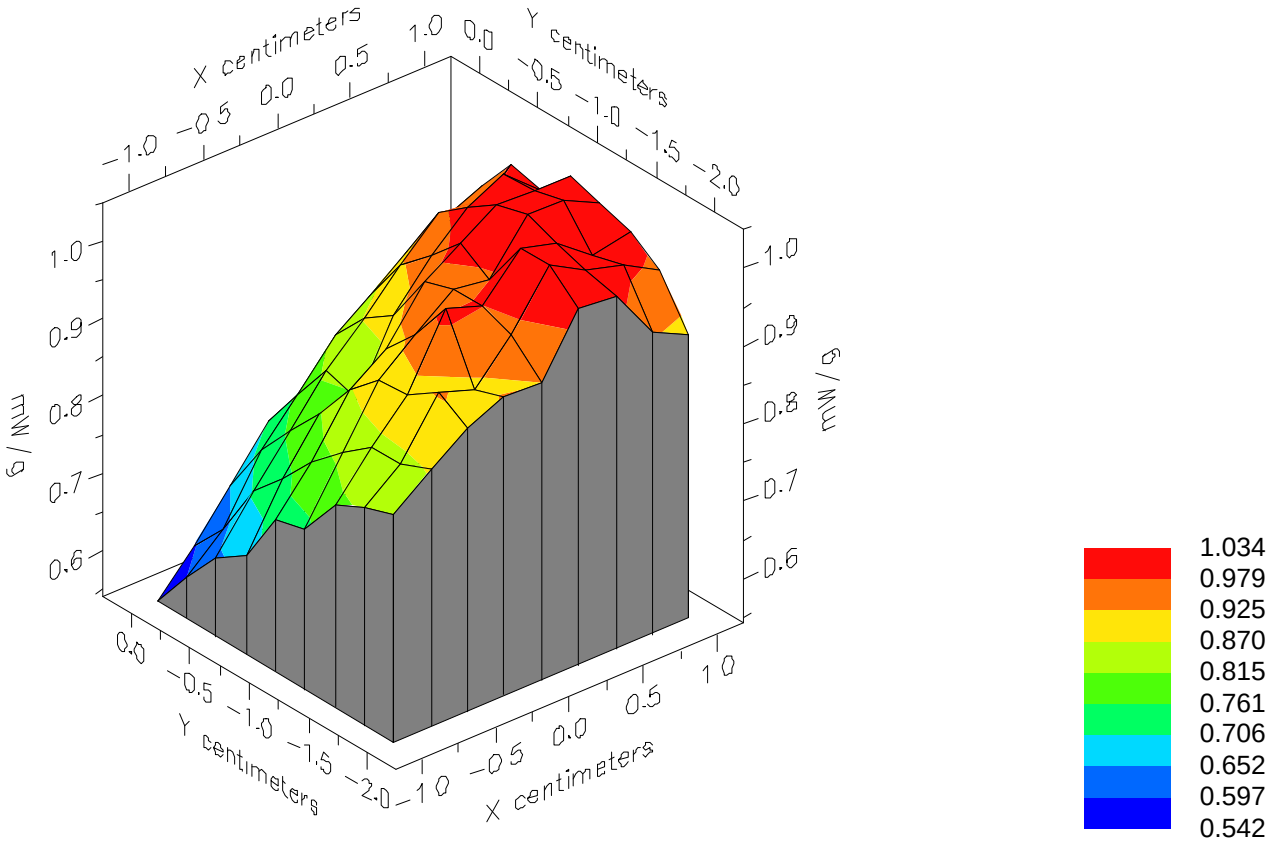

File : 01081016_ZOOM
Start : 10-Aug-101 02:07:48 pm  End : 10-Aug-101 02:20:10 pm
SAMSUNG/SPH-N300/33;824.04MHz;W;Helical/In;
Body/Abdomen;ZOOM/SAR;PCTEST/E Field/0 DegreesMuscle/56.100/0.950

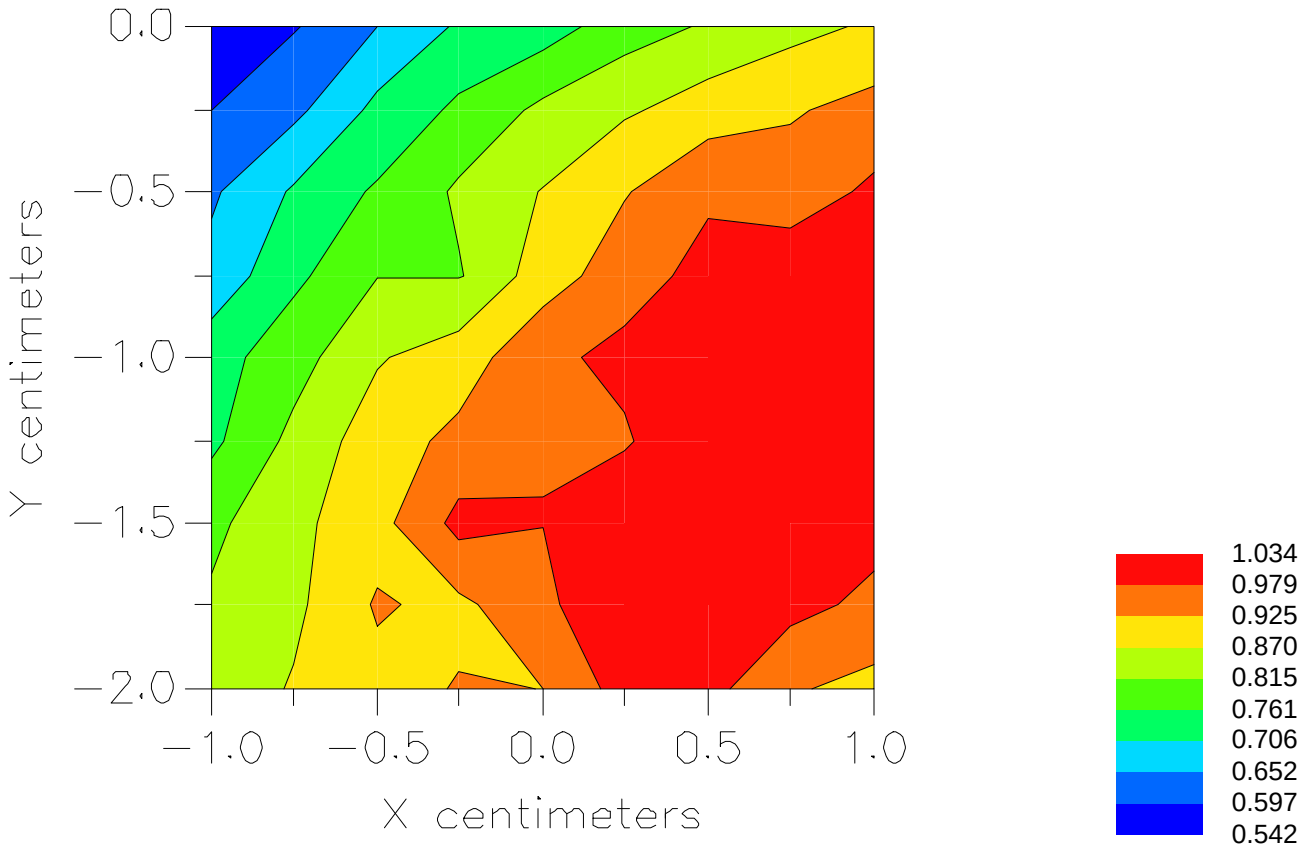

File : c:/idx3/SYSTEM/SARMEAS3/data/Normal/01081015_ZOOM.VLT
Start : 10-Aug-101 01:50:15 pm  End : 10-Aug-101 01:58:18 pm

Radio Type : SAMSUNG
Model Number : SPH-N300
Serial Number : 33
Frequency : 824.04 MHz
Peak Trans. Pwr : 0.400 W
Start Trans. Pwr: 0.400 W
Antenna Type : Helical
Antenna Posn. : Out
Phantom Type : Body
Phantom Posn. : Abdomen
Scan Type : ZOOM/SAR
Probe Name : PCTEST
Field Type : E Field
Orientation : 0 Degrees

Mixture Type = Muscle
Mixture Dielectric Constant = 56.100
Mixture Conductivity = 0.950

Comment :
SAMSUNG TRI-MODE PHONE - AMPS MODE
CH 0991 Conducted 26.0 dBm
SAMSUNG TRI-MODE PHONE

Robot : PCTEST

Probe Offset = 0.25 cm
Sensor Factor = 0.0108
Conversion Factor = 0.894

PCTEST Amplifier Channel Settings : 0.166 0.135 0.132

Max Location : X = 0.750, Y = -1.250, Z = 0.000 (cm) Value = 15.069

Measured Values (volts) =

| | | | | | |
|---|---|---|---|---|---|
| 1.455E-002 | 1.207E-002 | 1.026E-002 | 8.594E-003 | 7.173E-003 | 5.991E-003 |
| 5.043E-003 | 4.338E-003 | 4.032E-003 | 3.692E-003 | 3.516E-003 | 3.299E-003 |
| 3.010E-003 | 2.639E-003 | 2.187E-003 | 1.677E-003 | 1.293E-003 | 9.581E-004 |
| 8.022E-004 | 8.384E-004 | 9.647E-004 | | | |

Calc. Voltage @ Surface (Vs) = 0.0173

Voltage @ 1.00 cm (Vt) = 0.0086

Ave. Voltage (Vs+Vt)/2 = 0.0130

Ave. SAR over 1 g (mW/g) = 1.0731

SAR Scan
File : 01081015_ZOOM
Start : 10-Aug-101 01:50:15 pm  End : 10-Aug-101 01:58:18 pm
SAMSUNG/SPH-N300/33;824.04MHz;W;Helical/Out;
Body/Abdomen;ZOOM/SAR;PCTEST/E Field/0 DegreesMuscle/56.100/0.950

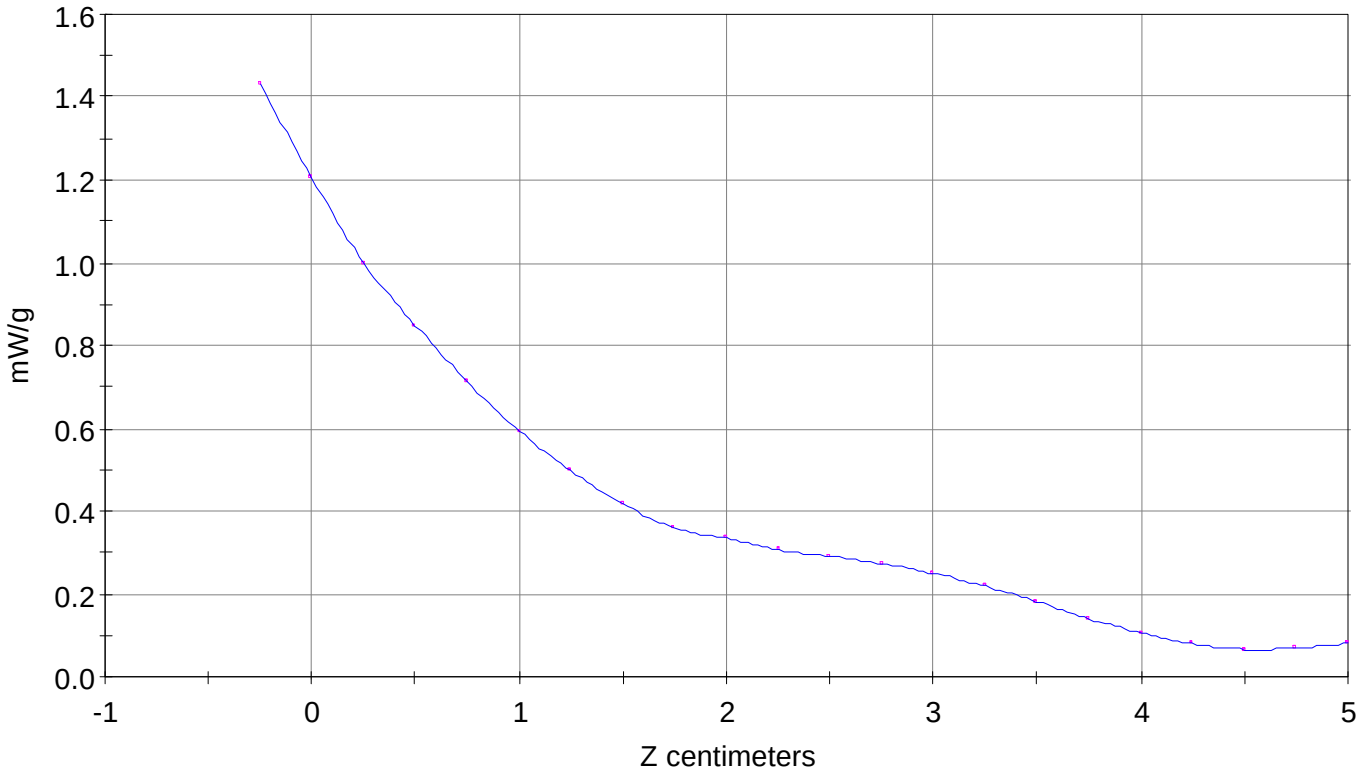

File : 01081015_ZOOM
Start : 10-Aug-101 01:50:15 pm  End : 10-Aug-101 01:58:18 pm
SAMSUNG/SPH-N300/33;824.04MHz;W;Helical/Out;
Body/Abdomen;ZOOM/SAR;PCTEST/E Field/0 DegreesMuscle/56.100/0.950

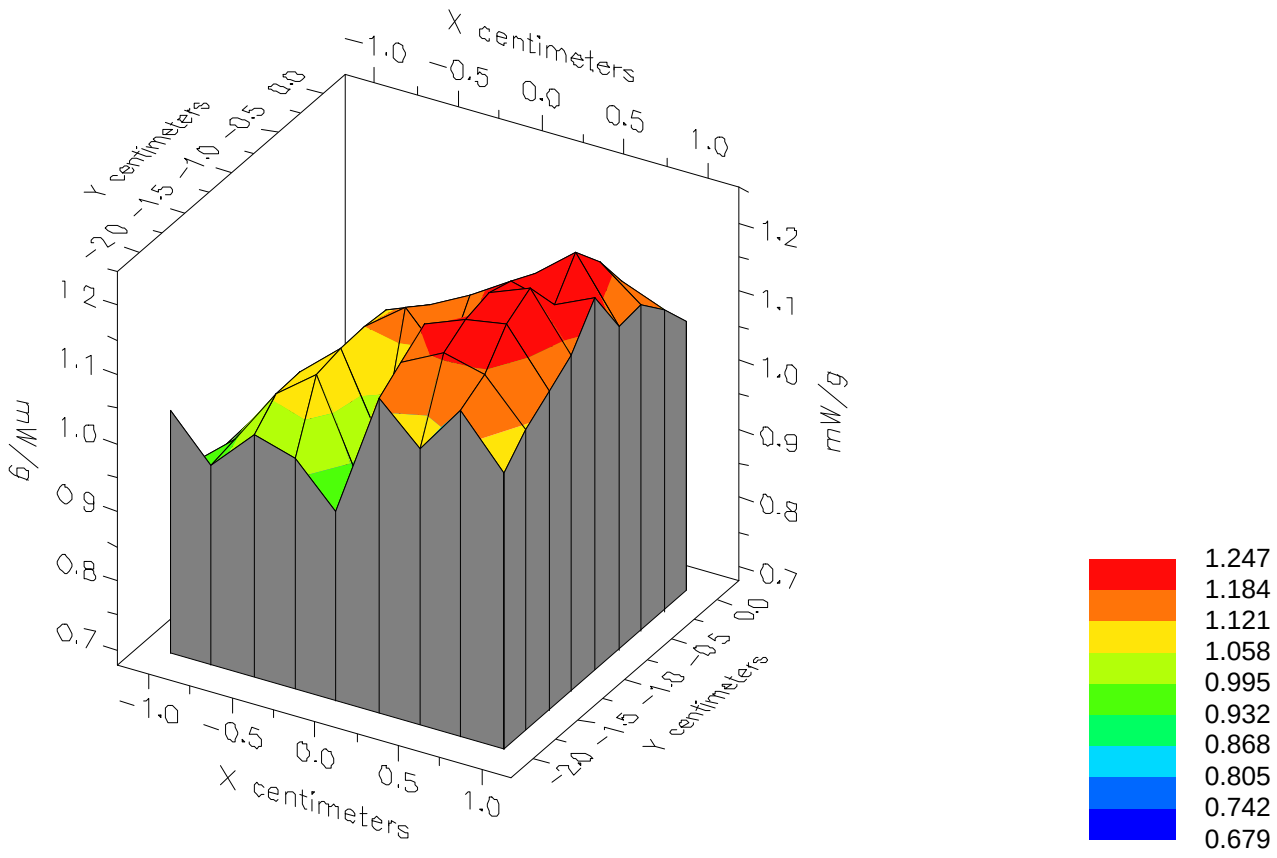

File : 01081015_ZOOM
Start : 10-Aug-101 01:50:15 pm  End : 10-Aug-101 01:58:18 pm
SAMSUNG/SPH-N300/33;824.04MHz;W;Helical/Out;
Body/Abdomen;ZOOM/SAR;PCTEST/E Field/0 DegreesMuscle/56.100/0.950

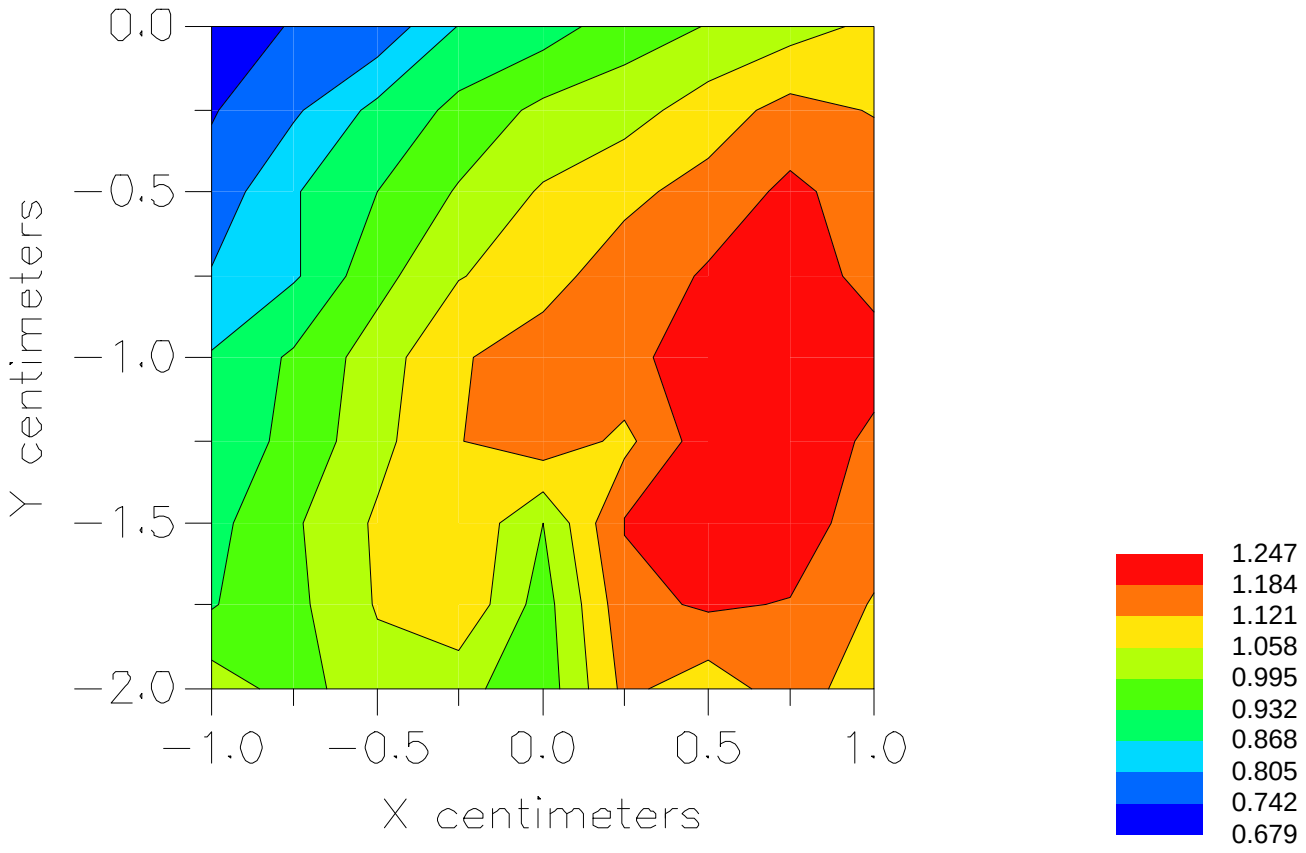

File : c:/idx3/SYSTEM/SARMEAS3/data/Normal/01081017_ZOOM.VLT
Start : 10-Aug-101 02:23:30 pm  End : 10-Aug-101 02:31:34 pm

Radio Type : SAMSUNG
Model Number : SPH-N300
Serial Number : 33
Frequency : 836.49 MHz
Peak Trans. Pwr : 0.400 W
Start Trans. Pwr: 0.400 W
Antenna Type : Helical
Antenna Posn. : In
Phantom Type : Body
Phantom Posn. : Abdomen
Scan Type : ZOOM/SAR
Probe Name : PCTEST
Field Type : E Field
Orientation : 0 Degrees

Mixture Type = Muscle
Mixture Dielectric Constant = 56.100
Mixture Conductivity = 0.950

Comment :
SAMSUNG TRI-MODE PHONE - AMPS MODE
CH 0383 Conducted 26.0 dBm
SAMSUNG TRI-MODE PHONE

Robot : PCTEST

Probe Offset = 0.25 cm
Sensor Factor = 0.0108
Conversion Factor = 0.894

PCTEST Amplifier Channel Settings : 0.166 0.135 0.132

Max Location : X = 0.750, Y = -1.000, Z = 0.000 (cm) Value = 8.947

Measured Values (volts) =

| | | | | | |
|---|---|---|---|---|---|
| 8.264E-003 | 6.856E-003 | 5.766E-003 | 4.881E-003 | 4.077E-003 | 3.367E-003 |
| 2.839E-003 | 2.463E-003 | 2.179E-003 | 2.059E-003 | 1.962E-003 | 1.906E-003 |
| 1.693E-003 | 1.554E-003 | 1.374E-003 | 1.101E-003 | 8.156E-004 | 6.780E-004 |
| 5.363E-004 | 5.636E-004 | 5.782E-004 | | | |

Calc. Voltage @ Surface (Vs) = 0.0099

Voltage @ 1.00 cm (Vt) = 0.0049

Ave. Voltage (Vs+Vt)/2 = 0.0074

Ave. SAR over 1 g (mW/g) = 0.6115

SAR Scan
File : 01081017_ZOOM
Start : 10-Aug-101 02:23:30 pm  End : 10-Aug-101 02:31:34 pm
SAMSUNG/SPH-N300/33;836.49MHz;W;Helical/In;
Body/Abdomen;ZOOM/SAR;PCTEST/E Field/0 DegreesMuscle/56.100/0.950

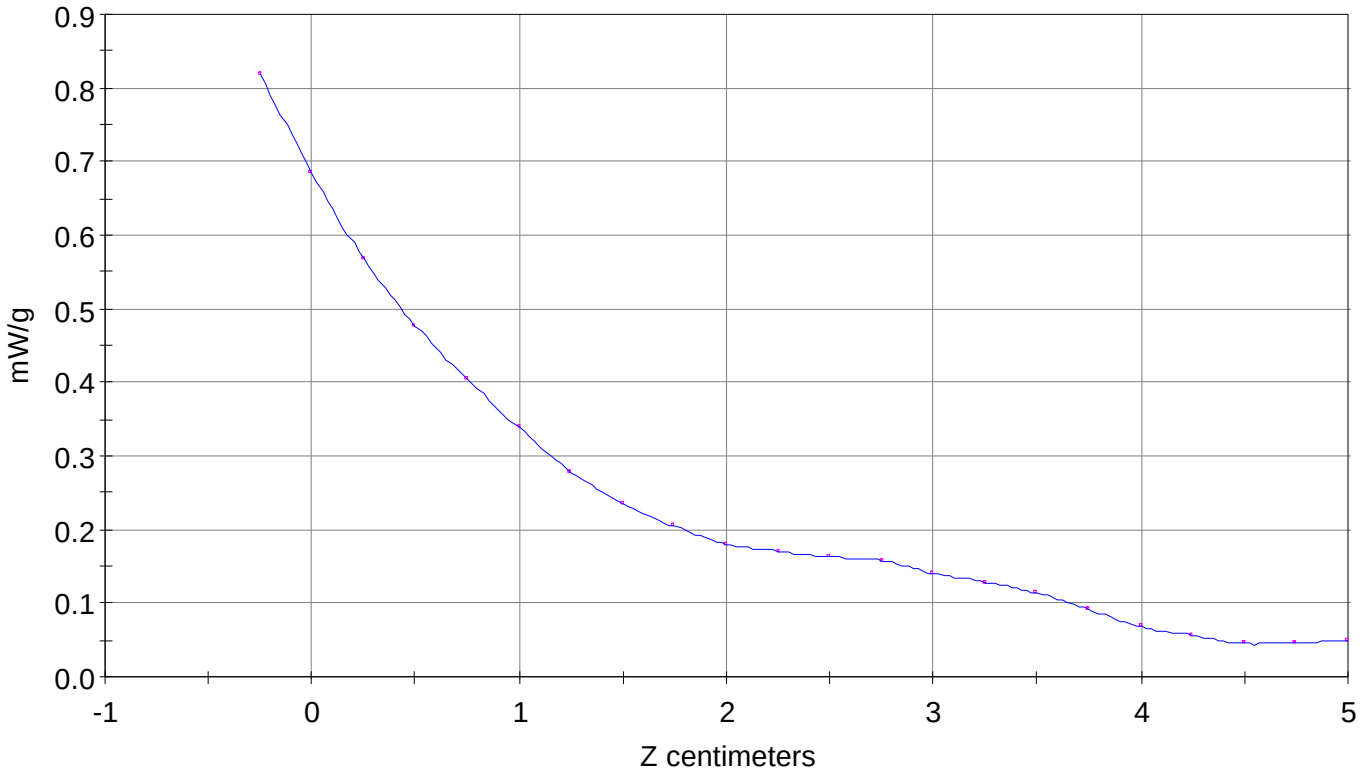

File : 01081017_ZOOM
Start : 10-Aug-101 02:23:30 pm  End : 10-Aug-101 02:31:34 pm
SAMSUNG/SPH-N300/33;836.49MHz;W;Helical/In;
Body/Abdomen;ZOOM/SAR;PCTEST/E Field/0 DegreesMuscle/56.100/0.950

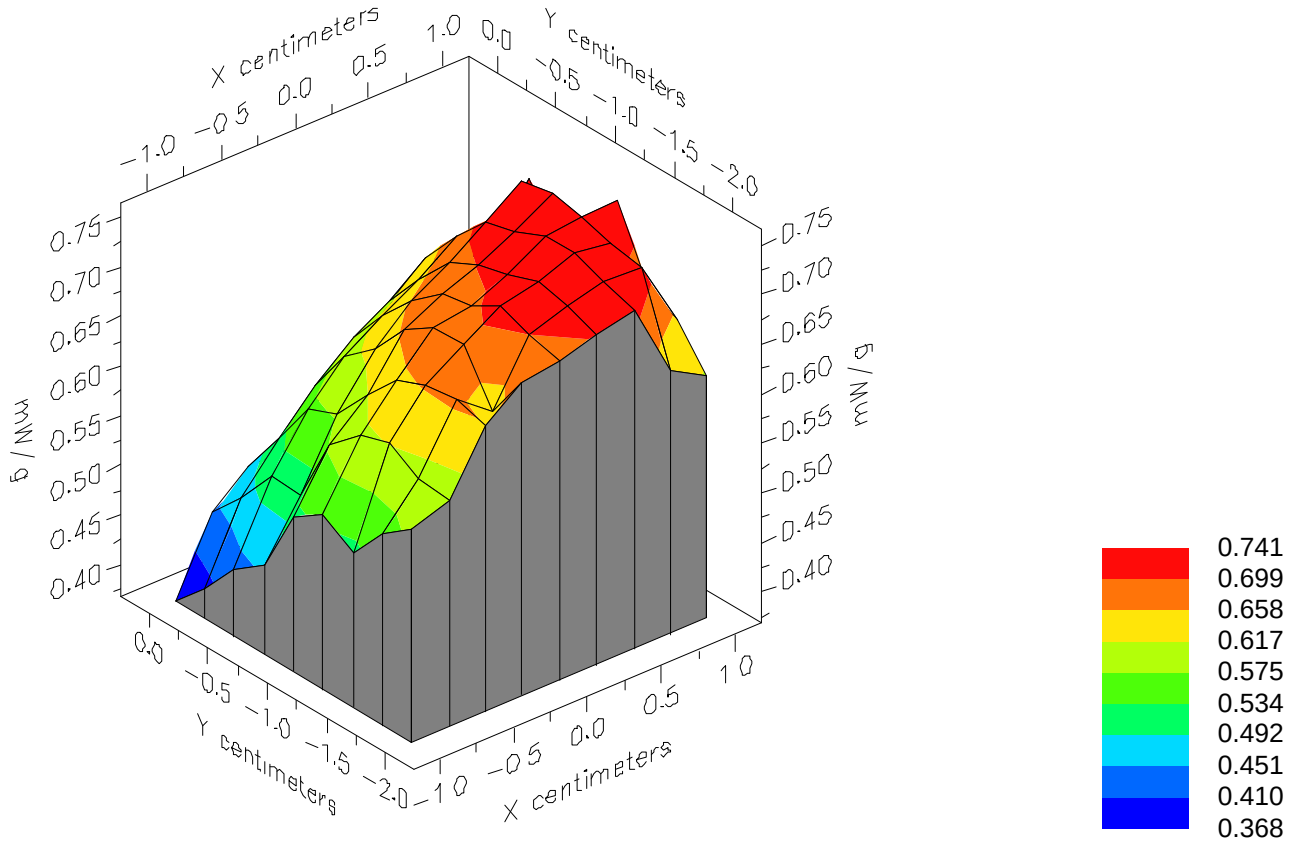

File : 01081017_ZOOM
Start : 10-Aug-101 02:23:30 pm  End : 10-Aug-101 02:31:34 pm
SAMSUNG/SPH-N300/33;836.49MHz;W;Helical/In;
Body/Abdomen;ZOOM/SAR;PCTEST/E Field/0 DegreesMuscle/56.100/0.950

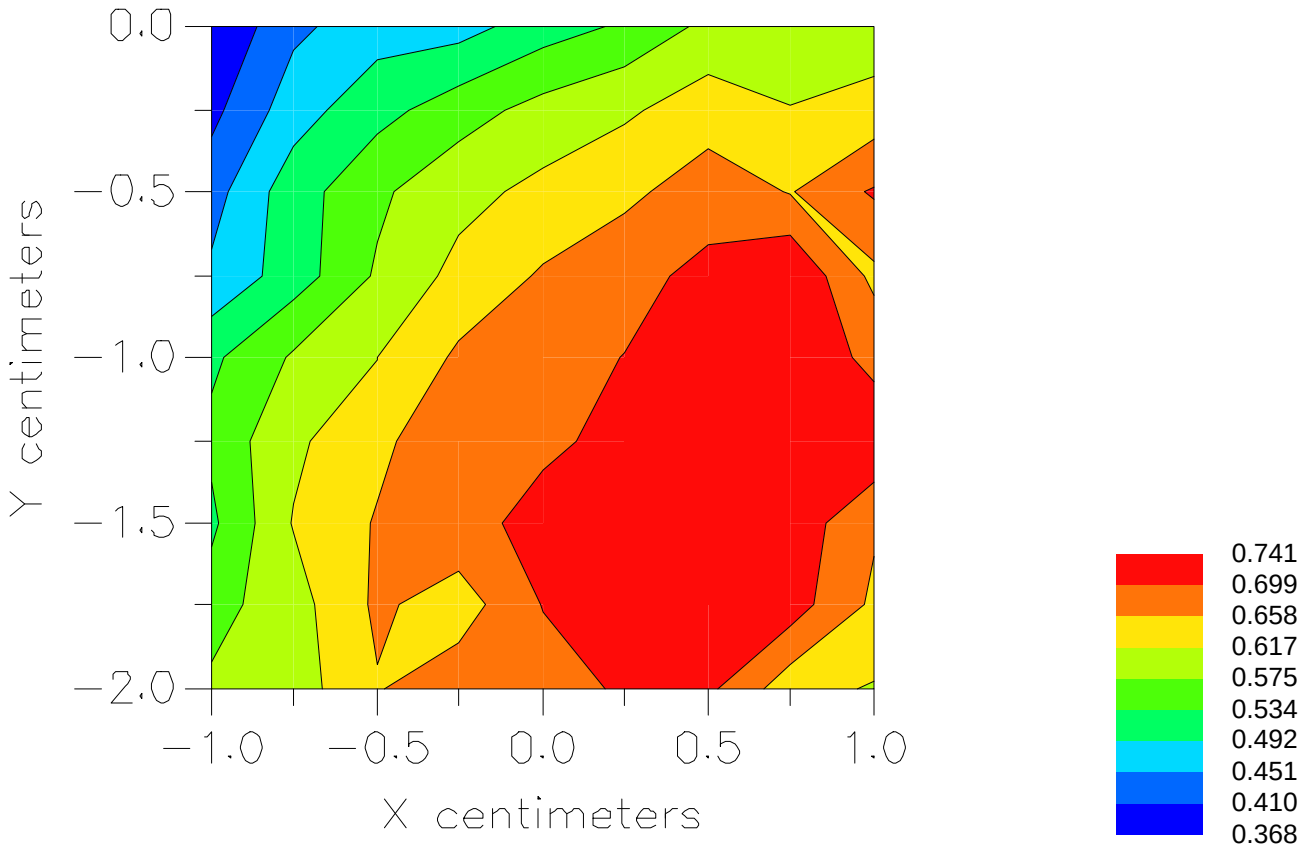

File : c:/idx3/SYSTEM/SARMEAS3/data/Normal/01081013_ZOOM.VLT
Start : 10-Aug-101 01:26:03 pm  End : 10-Aug-101 01:34:40 pm

Radio Type : SAMSUNG
Model Number : SPH-N300
Serial Number : 33
Frequency : 836.49 MHz
Peak Trans. Pwr : 0.400 W
Start Trans. Pwr: 0.400 W
Antenna Type : Helical
Antenna Posn. : Out
Phantom Type : Body
Phantom Posn. : Abdomen
Scan Type : ZOOM/SAR
Probe Name : PCTEST
Field Type : E Field
Orientation : 0 Degrees

Mixture Type = Muscle
Mixture Dielectric Constant = 56.100
Mixture Conductivity = 0.950

Comment :
SAMSUNG TRI-MODE PHONE - AMPS MODE
CH 0383 Conducted 26.0 dBm
SAMSUNG TRI-MODE PHONE

Robot : PCTEST

Probe Offset = 0.25 cm
Sensor Factor = 0.0108
Conversion Factor = 0.894

PCTEST Amplifier Channel Settings : 0.166 0.135 0.132

Max Location : X = 0.750, Y = -1.000, Z = 0.000 (cm) Value = 8.593

Measured Values (volts) =

| | | | | | |
|---|---|---|---|---|---|
| 7.948E-003 | 6.569E-003 | 5.667E-003 | 4.746E-003 | 3.937E-003 | 3.323E-003 |
| 2.814E-003 | 2.392E-003 | 2.149E-003 | 2.025E-003 | 1.916E-003 | 1.804E-003 |
| 1.670E-003 | 1.536E-003 | 1.352E-003 | 1.095E-003 | 8.639E-004 | 6.907E-004 |
| 6.061E-004 | 5.824E-004 | 6.512E-004 | | | |

Calc. Voltage @ Surface (Vs) = 0.0094

Voltage @ 1.00 cm (Vt) = 0.0047

Ave. Voltage (Vs+Vt)/2 = 0.0071

Ave. SAR over 1 g (mW/g) = 0.5861

SAR Scan
File : 01081013_ZOOM
Start : 10-Aug-101 01:26:03 pm  End : 10-Aug-101 01:34:40 pm
SAMSUNG/SPH-N300/33;836.49MHz;W;Helical/Out;
Body/Abdomen;ZOOM/SAR;PCTEST/E Field/0 DegreesMuscle/56.100/0.950

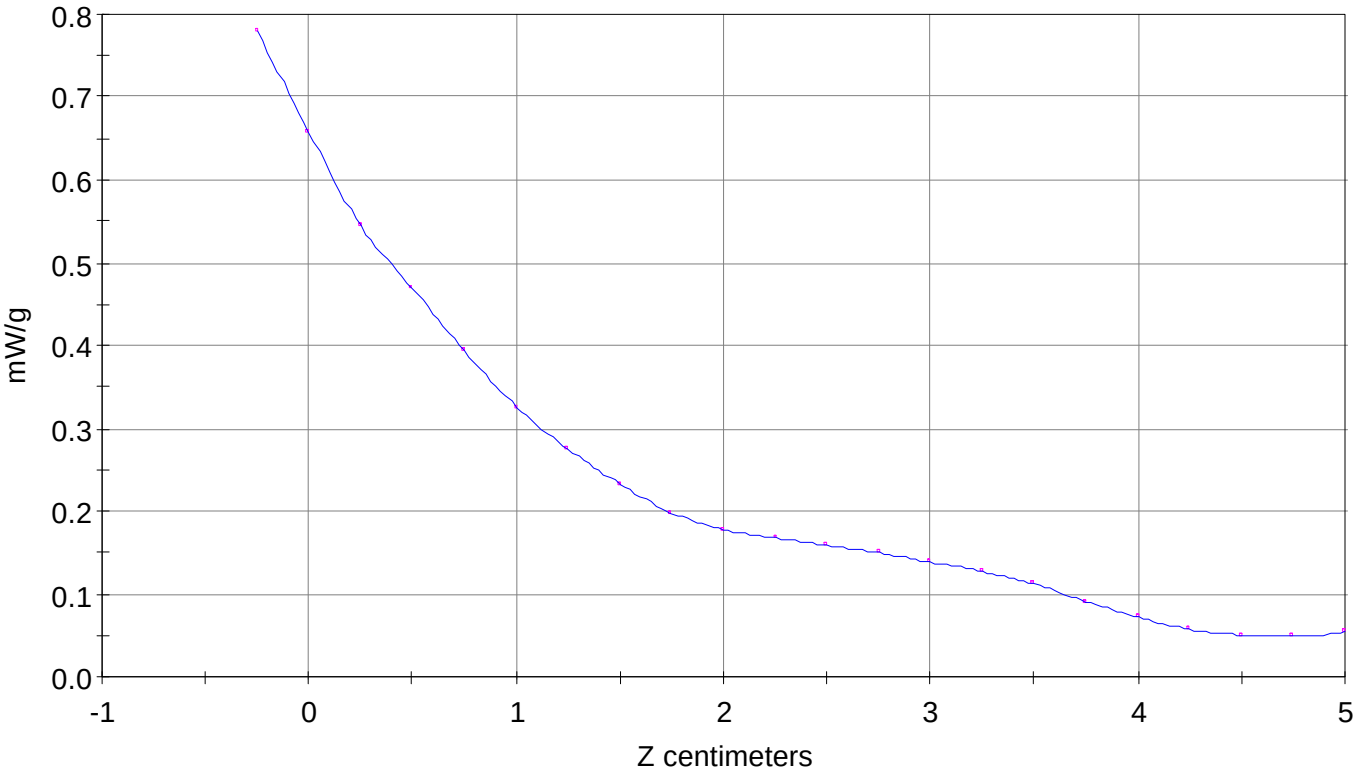

File : 01081013_ZOOM
Start : 10-Aug-101 01:26:03 pm  End : 10-Aug-101 01:34:40 pm
SAMSUNG/SPH-N300/33;836.49MHz;W;Helical/Out;
Body/Abdomen;ZOOM/SAR;PCTEST/E Field/0 DegreesMuscle/56.100/0.950

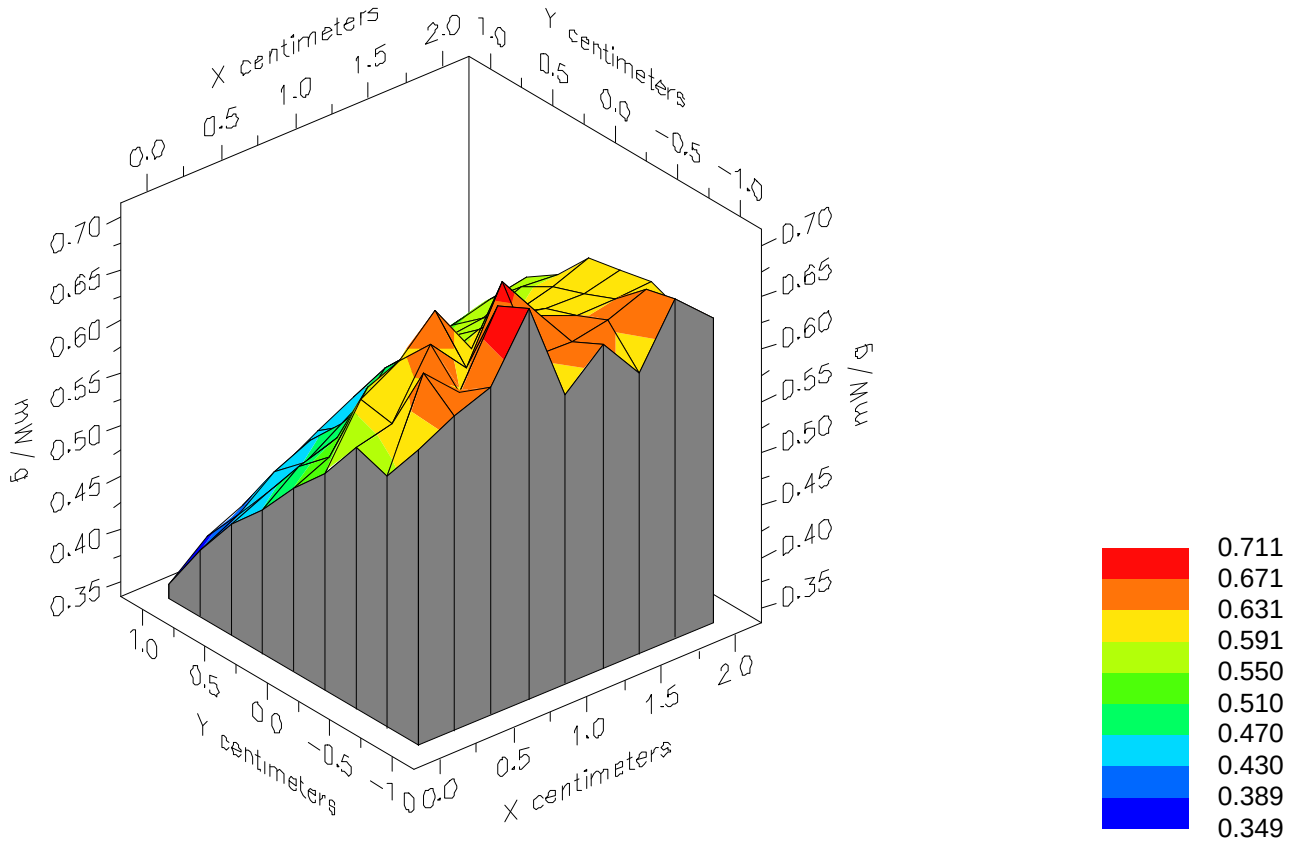

File : 01081013_ZOOM
Start : 10-Aug-101 01:26:03 pm  End : 10-Aug-101 01:34:40 pm
SAMSUNG/SPH-N300/33;836.49MHz;W;Helical/Out;
Body/Abdomen;ZOOM/SAR;PCTEST/E Field/0 DegreesMuscle/56.100/0.950

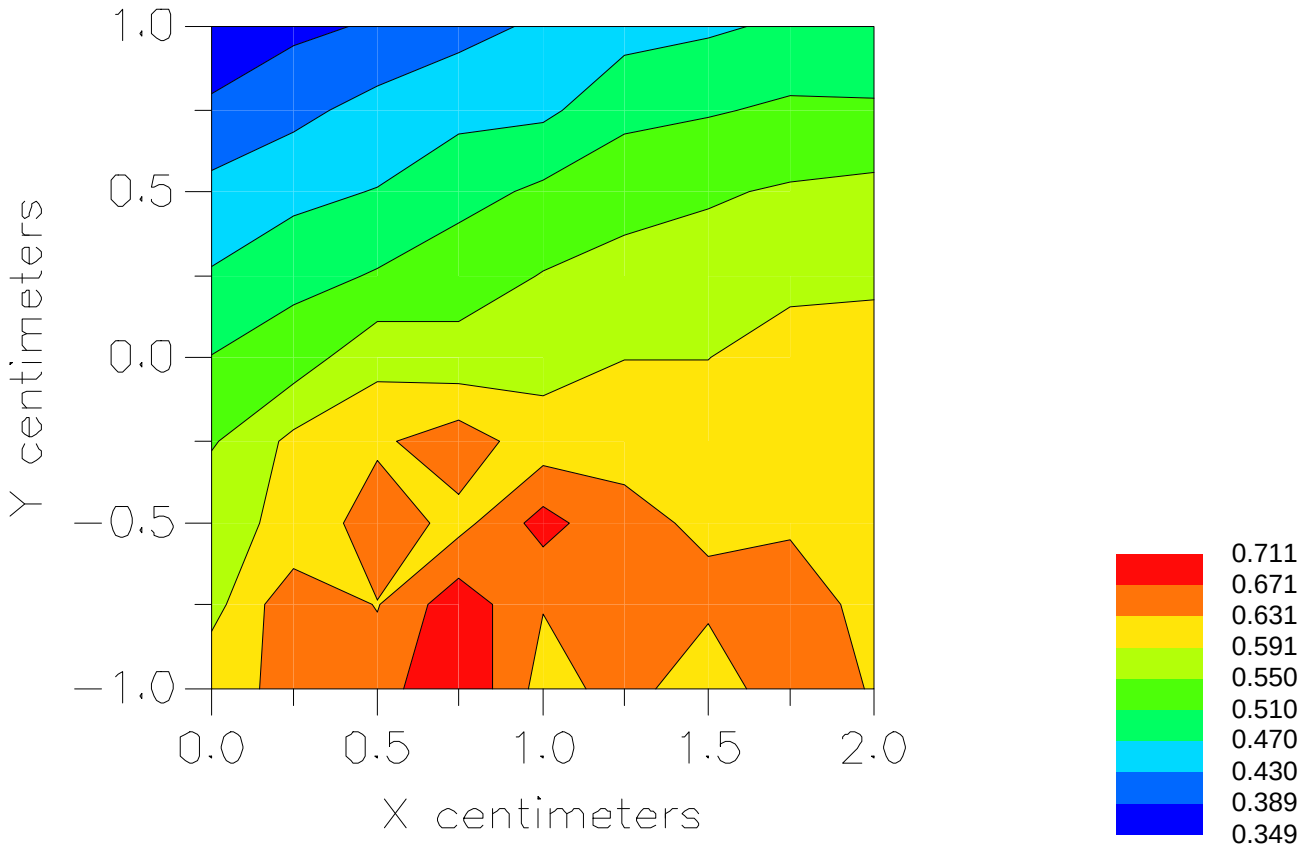

File : c:/idx3/SYSTEM/SARMEAS3/data/Normal/01081018_ZOOM.VLT
Start : 10-Aug-101 02:33:20 pm  End : 10-Aug-101 02:41:24 pm

Radio Type : SAMSUNG
Model Number : SPH-N300
Serial Number : 33
Frequency : 848.97 MHz
Peak Trans. Pwr : 0.400 W
Start Trans. Pwr: 0.400 W
Antenna Type : Helical
Antenna Posn. : In
Phantom Type : Body
Phantom Posn. : Abdomen
Scan Type : ZOOM/SAR
Probe Name : PCTEST
Field Type : E Field
Orientation : 0 Degrees

Mixture Type = Muscle
Mixture Dielectric Constant = 56.100
Mixture Conductivity = 0.950

Comment :
SAMSUNG TRI-MODE PHONE - AMPS MODE
CH 0799 Conducted 26.0 dBm
SAMSUNG TRI-MODE PHONE

Robot : PCTEST

Probe Offset = 0.25 cm
Sensor Factor = 0.0108
Conversion Factor = 0.894

PCTEST Amplifier Channel Settings : 0.166 0.135 0.132

Max Location : X = 0.750, Y = -1.250, Z = 0.000 (cm) Value = 6.759

Measured Values (volts) =

| | | | | | |
|---|---|---|---|---|---|
| 6.294E-003 | 5.175E-003 | 4.366E-003 | 3.639E-003 | 3.041E-003 | 2.556E-003 |
| 2.161E-003 | 1.842E-003 | 1.636E-003 | 1.548E-003 | 1.463E-003 | 1.373E-003 |
| 1.312E-003 | 1.198E-003 | 9.906E-004 | 8.229E-004 | 6.547E-004 | 5.173E-004 |
| 4.710E-004 | 4.587E-004 | 4.752E-004 | | | |

Calc. Voltage @ Surface (Vs) = 0.0076

Voltage @ 1.00 cm (Vt) = 0.0036

Ave. Voltage (Vs+Vt)/2 = 0.0056

Ave. SAR over 1 g (mW/g) = 0.4634

SAR Scan
File : 01081018_ZOOM
Start : 10-Aug-101 02:33:20 pm  End : 10-Aug-101 02:41:24 pm
SAMSUNG/SPH-N300/33;848.97MHz;W;Helical/In;
Body/Abdomen;ZOOM/SAR;PCTEST/E Field/0 DegreesMuscle/56.100/0.950

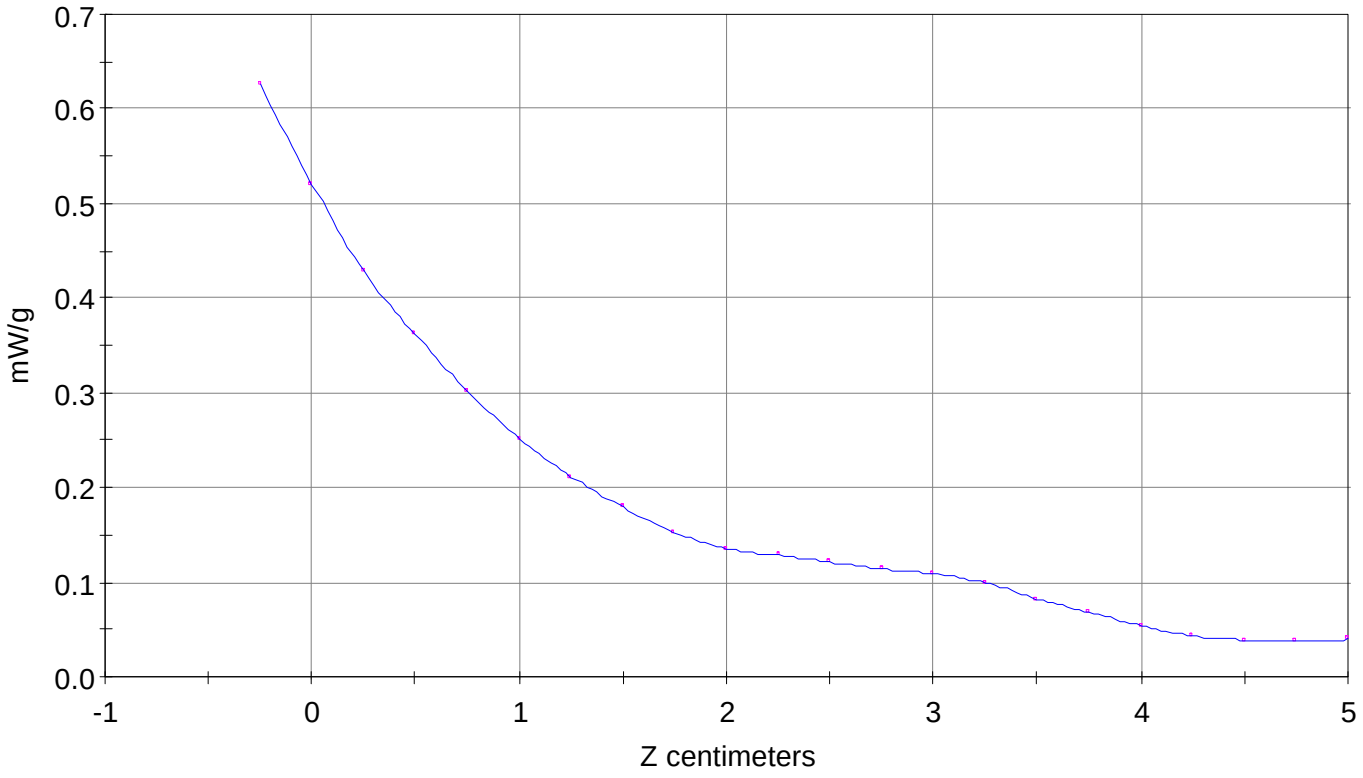

File : 01081018_ZOOM
Start : 10-Aug-101 02:33:20 pm  End : 10-Aug-101 02:41:24 pm
SAMSUNG/SPH-N300/33;848.97MHz;W;Helical/In;
Body/Abdomen;ZOOM/SAR;PCTEST/E Field/0 DegreesMuscle/56.100/0.950

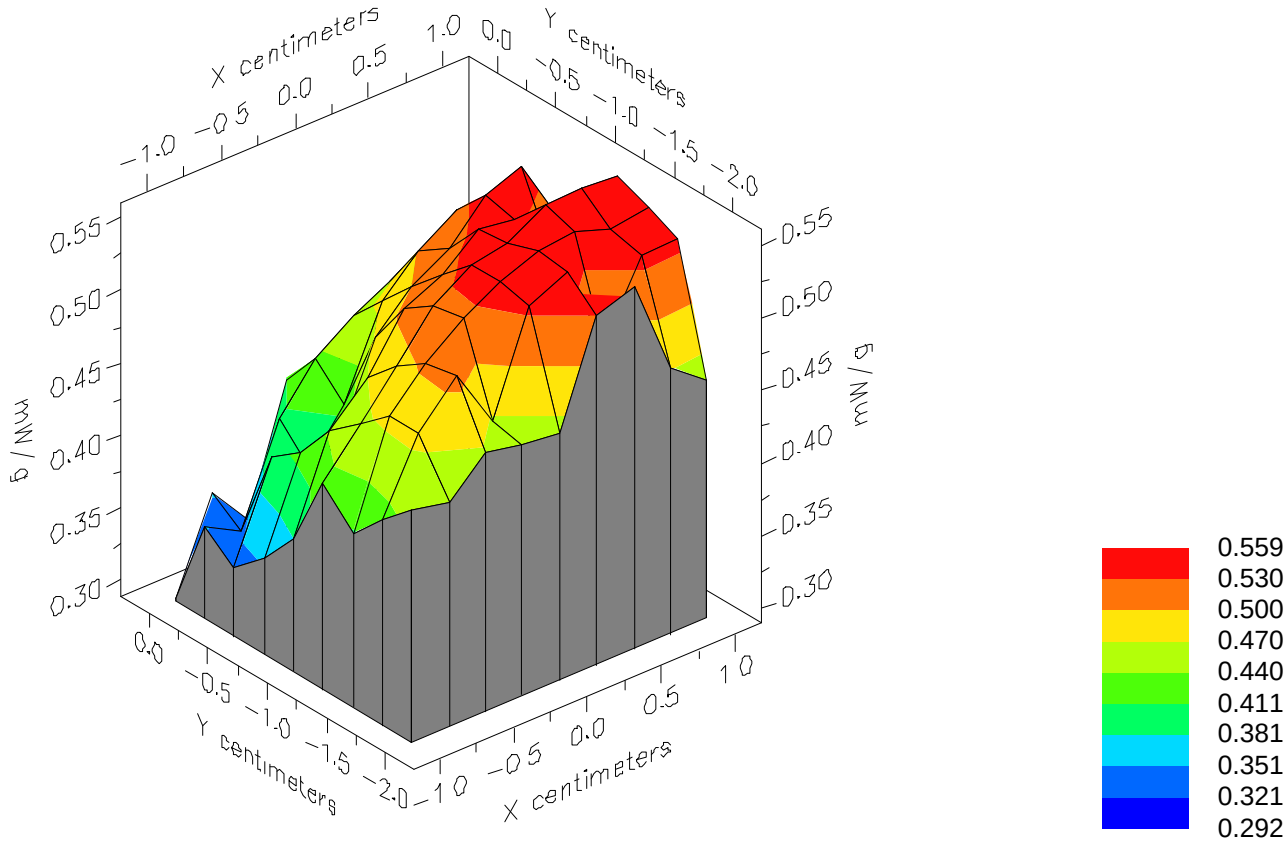

File : 01081018_ZOOM
Start : 10-Aug-101 02:33:20 pm  End : 10-Aug-101 02:41:24 pm
SAMSUNG/SPH-N300/33;848.97MHz;W;Helical/In;
Body/Abdomen;ZOOM/SAR;PCTEST/E Field/0 DegreesMuscle/56.100/0.950

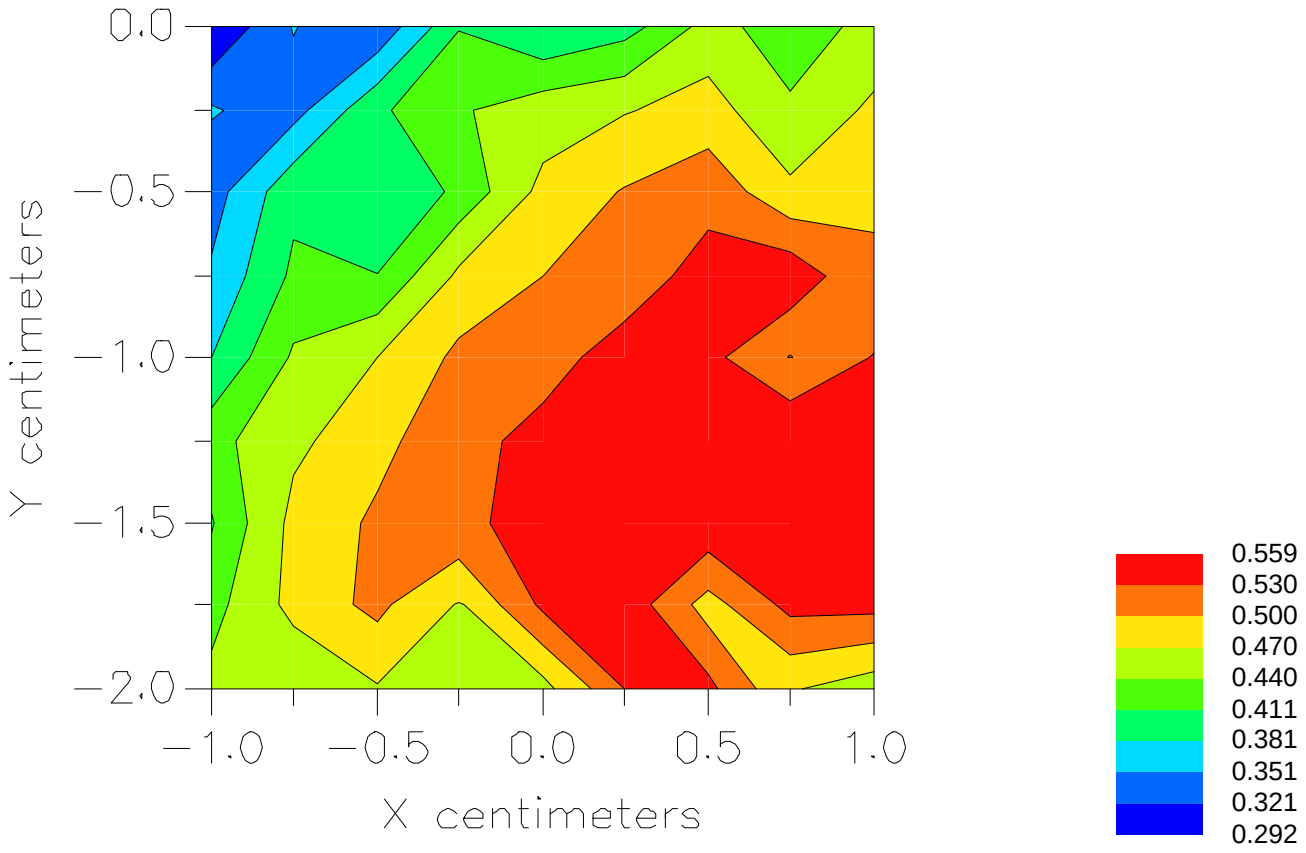

File : c:/idx3/SYSTEM/SARMEAS3/data/Normal/01081014_ZOOM.VLT
Start : 10-Aug-101 01:36:19 pm  End : 10-Aug-101 01:48:36 pm

Radio Type : SAMSUNG
Model Number : SPH-N300
Serial Number : 33
Frequency : 848.97 MHz
Peak Trans. Pwr : 0.400 W
Start Trans. Pwr: 0.400 W
Antenna Type : Helical
Antenna Posn. : Out
Phantom Type : Body
Phantom Posn. : Abdomen
Scan Type : ZOOM/SAR
Probe Name : PCTEST
Field Type : E Field
Orientation : 0 Degrees

Mixture Type = Muscle
Mixture Dielectric Constant = 56.100
Mixture Conductivity = 0.950

Comment :
SAMSUNG TRI-MODE PHONE - AMPS MODE
CH 0799 Conducted 26.0 dBm
SAMSUNG TRI-MODE PHONE

Robot : PCTEST

Probe Offset = 0.25 cm
Sensor Factor = 0.0108
Conversion Factor = 0.894

PCTEST Amplifier Channel Settings : 0.166 0.135 0.132

Max Location : X = 0.750, Y = -0.750, Z = 0.000 (cm) Value = 7.302

Measured Values (volts) =

| | | | | | |
|---|---|---|---|---|---|
| 7.232E-003 | 6.024E-003 | 5.155E-003 | 4.280E-003 | 3.502E-003 | 3.095E-003 |
| 2.620E-003 | 2.248E-003 | 2.006E-003 | 1.845E-003 | 1.739E-003 | 1.646E-003 |
| 1.554E-003 | 1.421E-003 | 1.248E-003 | 1.058E-003 | 8.658E-004 | 6.992E-004 |
| 6.036E-004 | 5.787E-004 | 5.967E-004 | | | |

Calc. Voltage @ Surface (Vs) = 0.0086

Voltage @ 1.00 cm (Vt) = 0.0043

Ave. Voltage (Vs+Vt)/2 = 0.0064

Ave. SAR over 1 g (mW/g) = 0.5317

SAR Scan
File : 01081014_ZOOM
Start : 10-Aug-101 01:36:19 pm  End : 10-Aug-101 01:48:36 pm
SAMSUNG/SPH-N300/33;848.97MHz;W;Helical/Out;
Body/Abdomen;ZOOM/SAR;PCTEST/E Field/0 DegreesMuscle/56.100/0.950

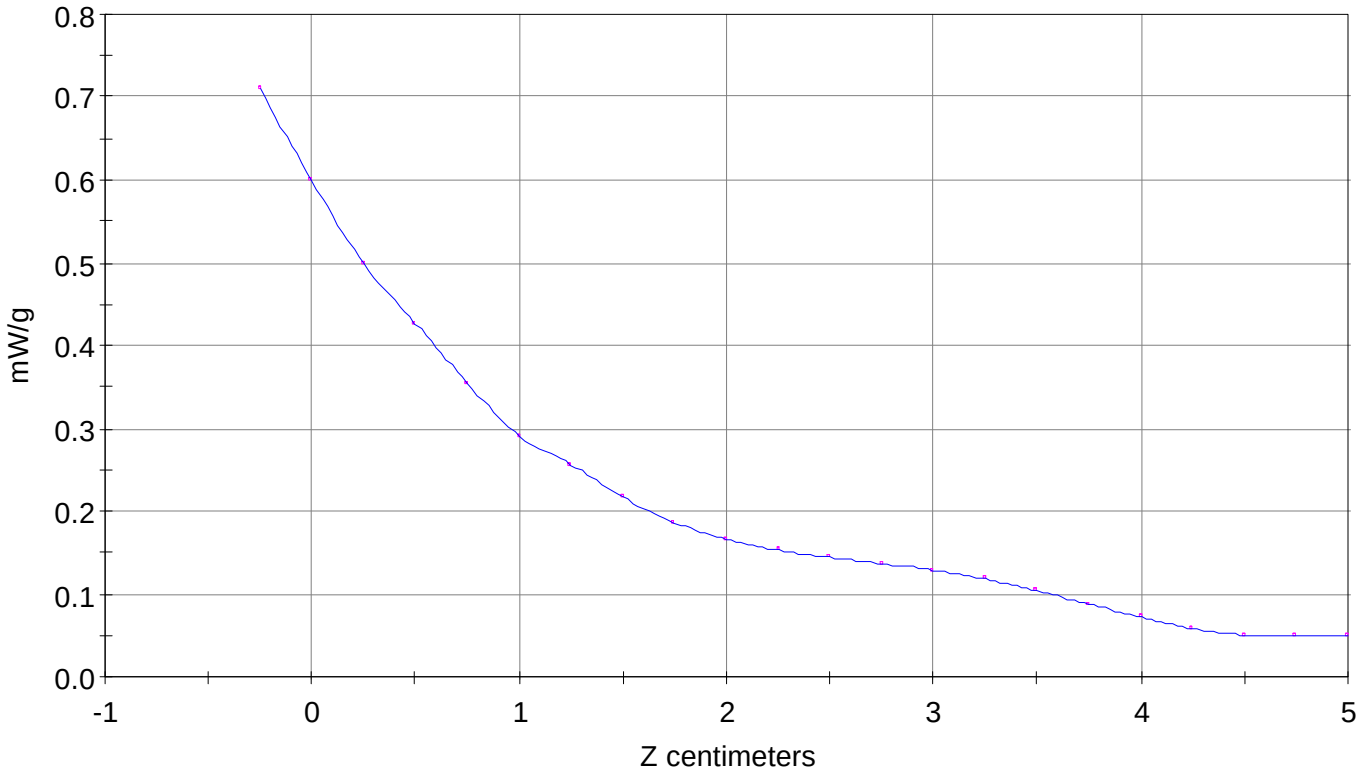

File : 01081014_ZOOM
Start : 10-Aug-101 01:36:19 pm  End : 10-Aug-101 01:48:36 pm
SAMSUNG/SPH-N300/33;848.97MHz;W;Helical/Out;
Body/Abdomen;ZOOM/SAR;PCTEST/E Field/0 DegreesMuscle/56.100/0.950

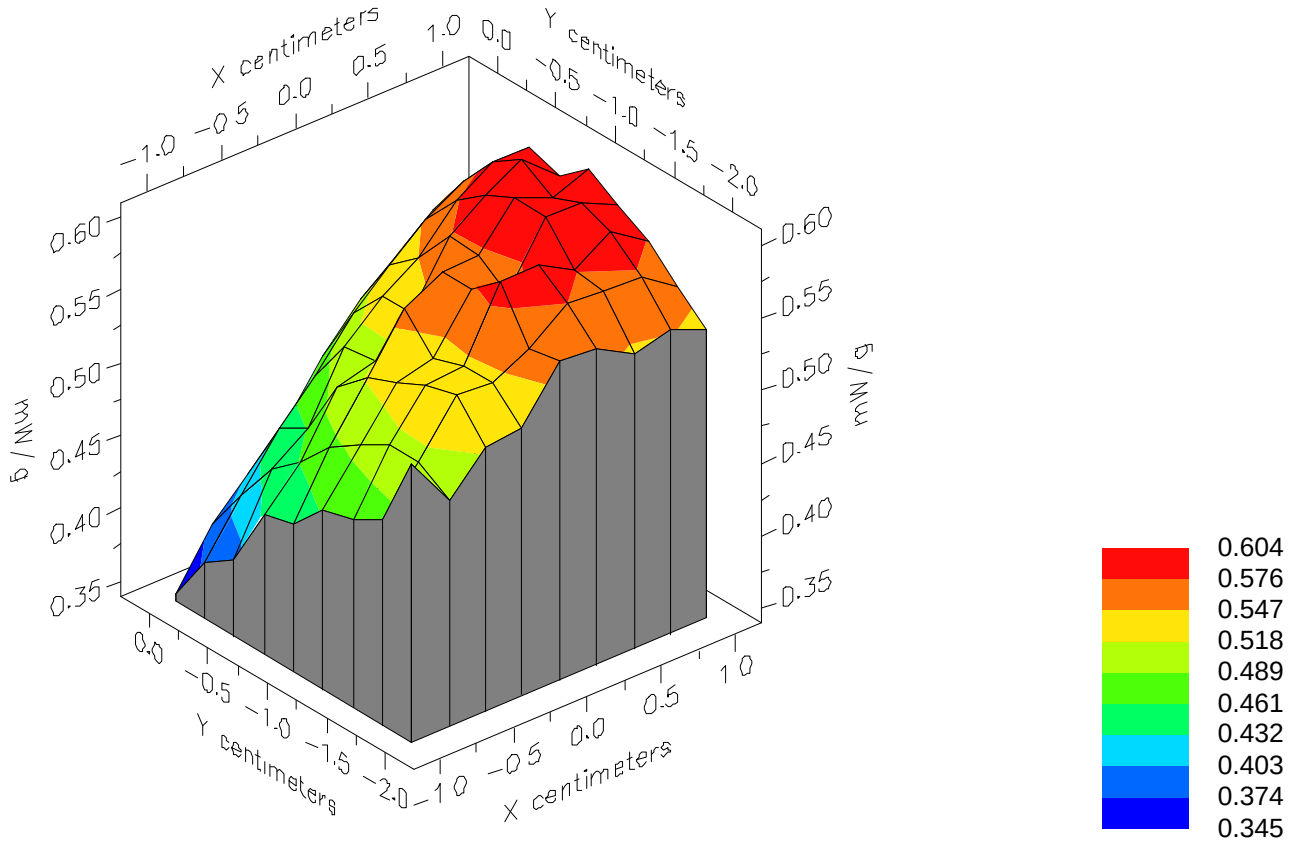

File : 01081014_ZOOM
Start : 10-Aug-101 01:36:19 pm  End : 10-Aug-101 01:48:36 pm
SAMSUNG/SPH-N300/33;848.97MHz;W;Helical/Out;
Body/Abdomen;ZOOM/SAR;PCTEST/E Field/0 DegreesMuscle/56.100/0.950

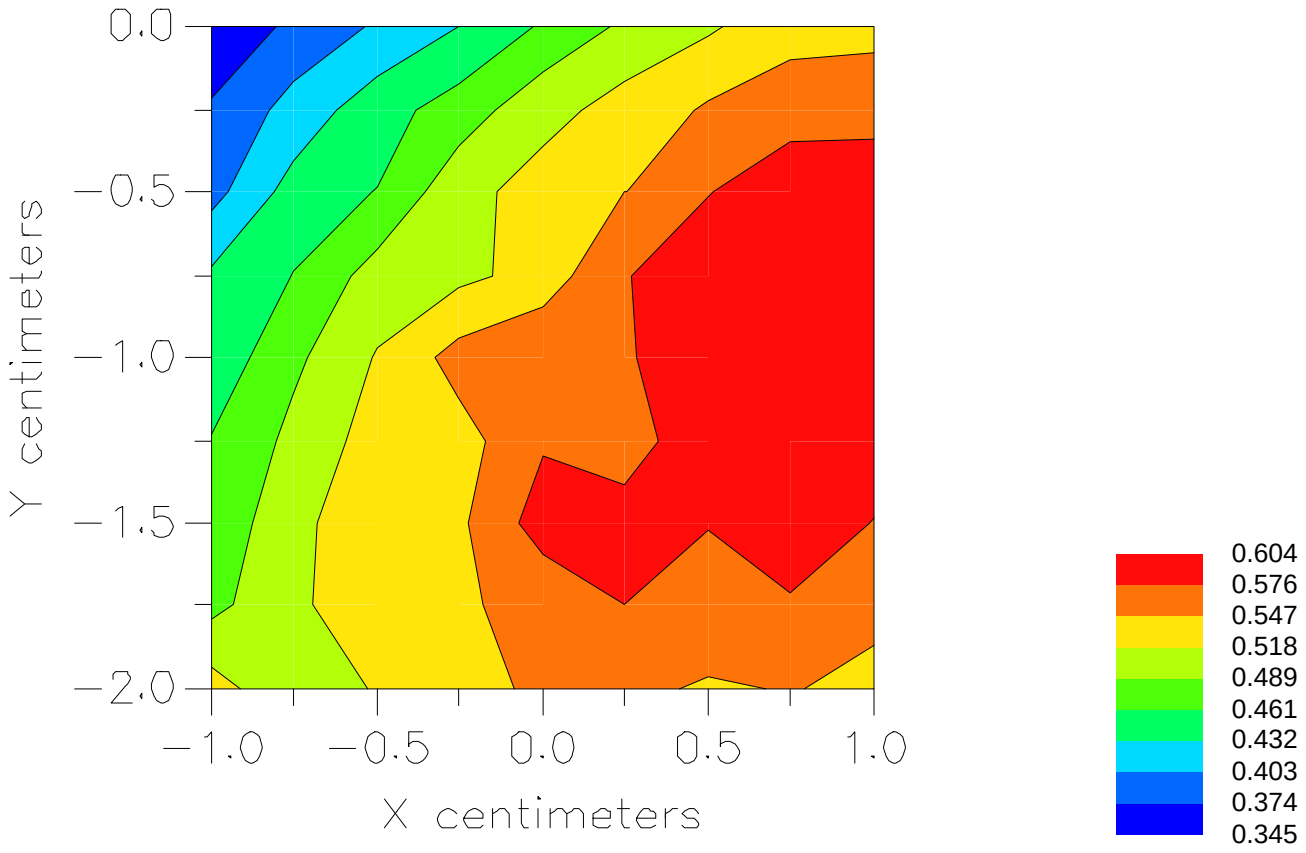

File : c:/idx3/SYSTEM/SARMEAS3/data/Normal/01081019_ZOOM.VLT
Start : 10-Aug-101 02:46:11 pm  End : 10-Aug-101 02:54:15 pm

Radio Type : SAMSUNG
Model Number : SPH-N300
Serial Number : 33
Frequency : 824.70 MHz
Peak Trans. Pwr : 0.280 W
Start Trans. Pwr: 0.280 W
Antenna Type : Helical
Antenna Posn. : In
Phantom Type : Body
Phantom Posn. : Abdomen
Scan Type : ZOOM/SAR
Probe Name : PCTEST
Field Type : E Field
Orientation : 0 Degrees

Mixture Type = Muscle
Mixture Dielectric Constant = 56.100
Mixture Conductivity = 0.950

Comment :
SAMSUNG TRI-MODE PHONE - CDMA MODE
CH 1013 Conducted 24.5 dBm
SAMSUNG TRI-MODE PHONE

Robot : PCTEST

Probe Offset = 0.25 cm
Sensor Factor = 0.0108
Conversion Factor = 0.894

PCTEST Amplifier Channel Settings : 0.166 0.135 0.132

Max Location : X = 1.000, Y = -1.000, Z = 0.000 (cm) Value = 9.454

Measured Values (volts) =

| | | | | | |
|---|---|---|---|---|---|
| 8.538E-003 | 7.055E-003 | 6.013E-003 | 5.018E-003 | 4.214E-003 | 3.522E-003 |
| 2.980E-003 | 2.592E-003 | 2.328E-003 | 2.193E-003 | 2.110E-003 | 1.990E-003 |
| 1.868E-003 | 1.644E-003 | 1.391E-003 | 1.128E-003 | 8.479E-004 | 6.365E-004 |
| 5.164E-004 | 5.209E-004 | 5.545E-004 | | | |

Calc. Voltage @ Surface (Vs) = 0.0102

Voltage @ 1.00 cm (Vt) = 0.0050

Ave. Voltage (Vs+Vt)/2 = 0.0076

Ave. SAR over 1 g (mW/g) = 0.6288

File : 01081019_ZOOM
Start : 10-Aug-101 02:46:11 pm  End : 10-Aug-101 02:54:15 pm
SAMSUNG/SPH-N300/33;824.70MHz;W;Helical/In;
Body/Abdomen;ZOOM/SAR;PCTEST/E Field/0 DegreesMuscle/56.100/0.950

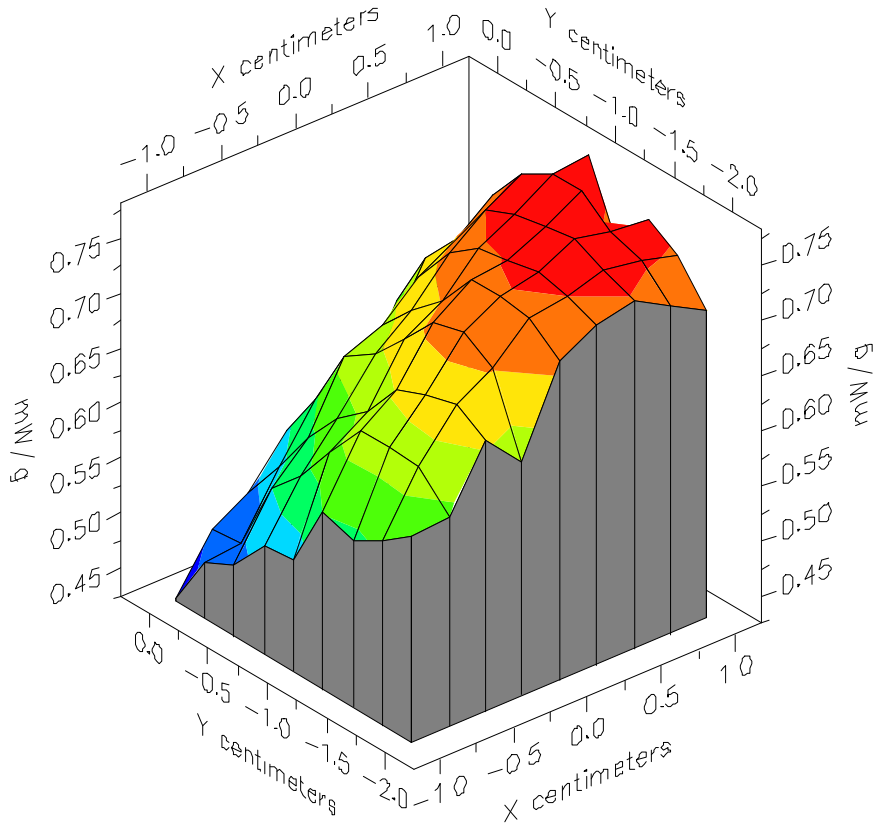

SAR Scan
File : 01081019_ZOOM
Start : 10-Aug-101 02:46:11 pm  End : 10-Aug-101 02:54:15 pm
SAMSUNG/SPH-N300/33;824.70MHz;W;Helical/In;
Body/Abdomen;ZOOM/SAR;PCTEST/E Field/0 DegreesMuscle/56.100/0.950

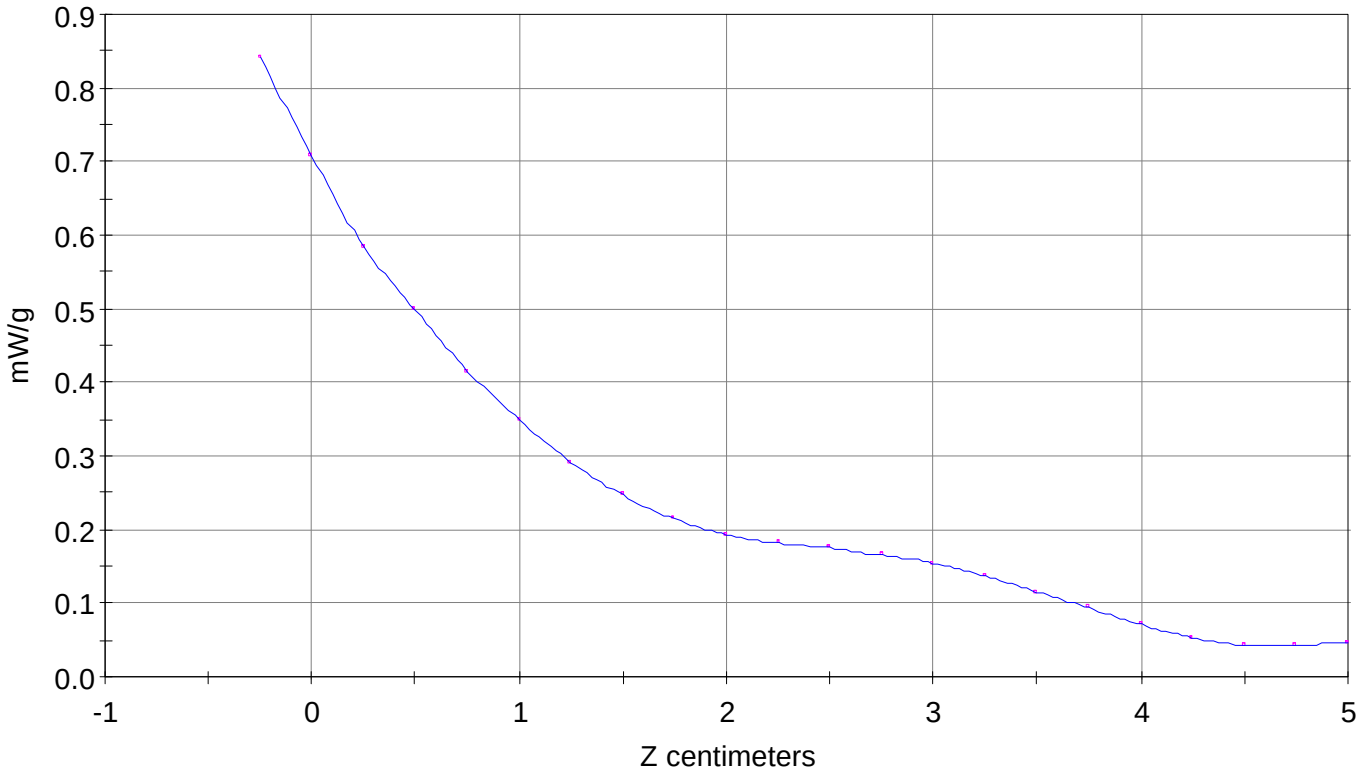

File : 01081019_ZOOM
Start : 10-Aug-101 02:46:11 pm  End : 10-Aug-101 02:54:15 pm
SAMSUNG/SPH-N300/33;824.70MHz;W;Helical/In;
Body/Abdomen;ZOOM/SAR;PCTEST/E Field/0 DegreesMuscle/56.100/0.950

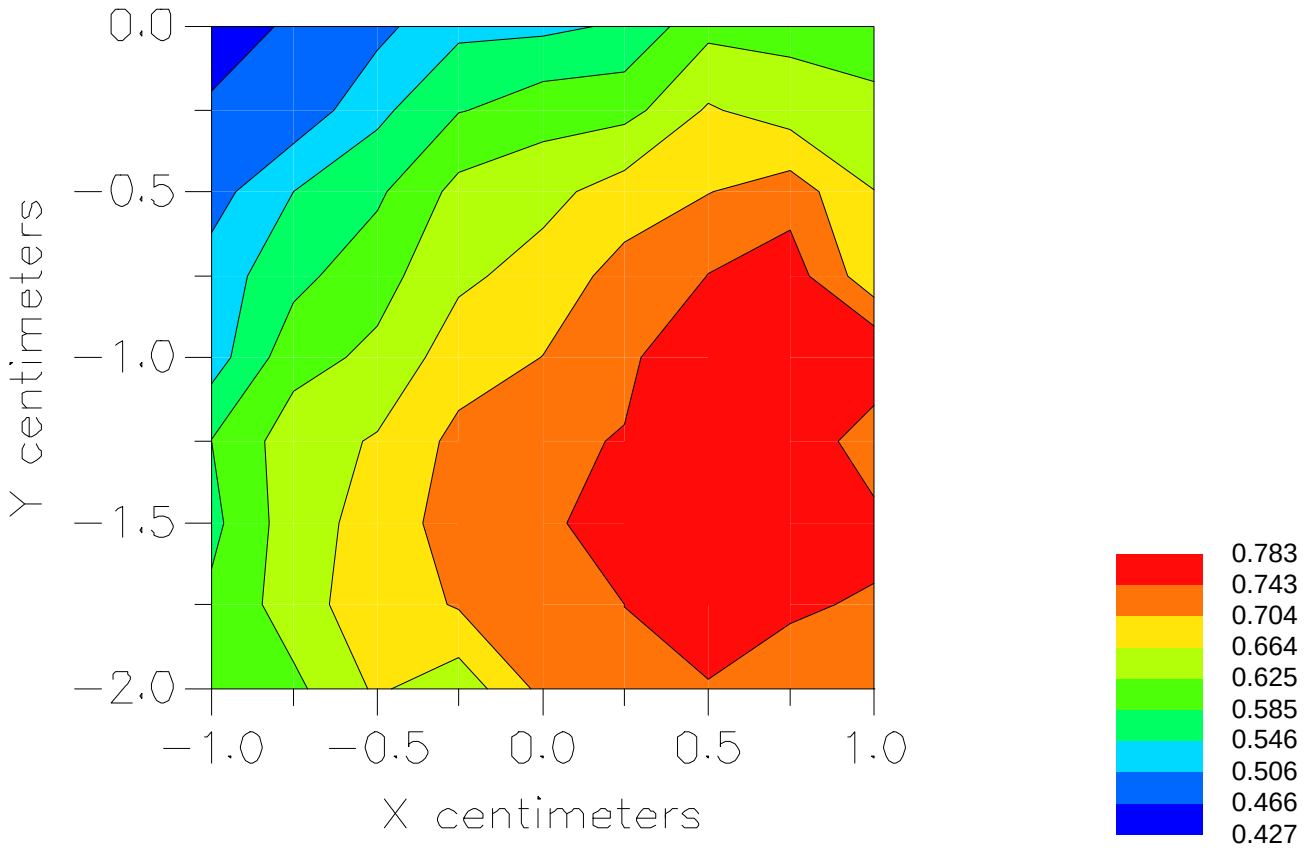

File : c:/idx3/SYSTEM/SARMEAS3/data/Normal/01081020_ZOOM.VLT
Start : 10-Aug-101 02:55:13 pm  End : 10-Aug-101 03:07:32 pm

Radio Type : SAMSUNG
Model Number : SPH-N300
Serial Number : 33
Frequency : 824.70 MHz
Peak Trans. Pwr : 0.280 W
Start Trans. Pwr: 0.280 W
Antenna Type : Helical
Antenna Posn. : Out
Phantom Type : Body
Phantom Posn. : Abdomen
Scan Type : ZOOM/SAR
Probe Name : PCTEST
Field Type : E Field
Orientation : 0 Degrees

Mixture Type = Muscle
Mixture Dielectric Constant = 56.100
Mixture Conductivity = 0.950

Comment :
SAMSUNG TRI-MODE PHONE - CDMA MODE
CH 1013 Conducted 24.5 dBm
SAMSUNG TRI-MODE PHONE

Robot : PCTEST

Probe Offset = 0.25 cm
Sensor Factor = 0.0108
Conversion Factor = 0.894

PCTEST Amplifier Channel Settings : 0.166 0.135 0.132

Max Location : X = 0.750, Y = -1.000, Z = 0.000 (cm) Value = 10.108

Measured Values (volts) =

| | | | | | |
|---|---|---|---|---|---|
| 9.989E-003 | 8.276E-003 | 6.881E-003 | 5.787E-003 | 4.888E-003 | 4.043E-003 |
| 3.463E-003 | 2.985E-003 | 2.700E-003 | 2.525E-003 | 2.412E-003 | 2.267E-003 |
| 2.081E-003 | 1.792E-003 | 1.547E-003 | 1.173E-003 | 9.192E-004 | 6.837E-004 |
| 5.905E-004 | 5.877E-004 | 6.807E-004 | | | |

Calc. Voltage @ Surface (Vs) = 0.0120

Voltage @ 1.00 cm (Vt) = 0.0058

Ave. Voltage (Vs+Vt)/2 = 0.0089

Ave. SAR over 1 g (mW/g) = 0.7377

SAR Scan
File : 01081020_ZOOM
Start : 10-Aug-101 02:55:13 pm  End : 10-Aug-101 03:07:32 pm
SAMSUNG/SPH-N300/33;824.70MHz;W;Helical/Out;
Body/Abdomen;ZOOM/SAR;PCTEST/E Field/0 DegreesMuscle/56.100/0.950

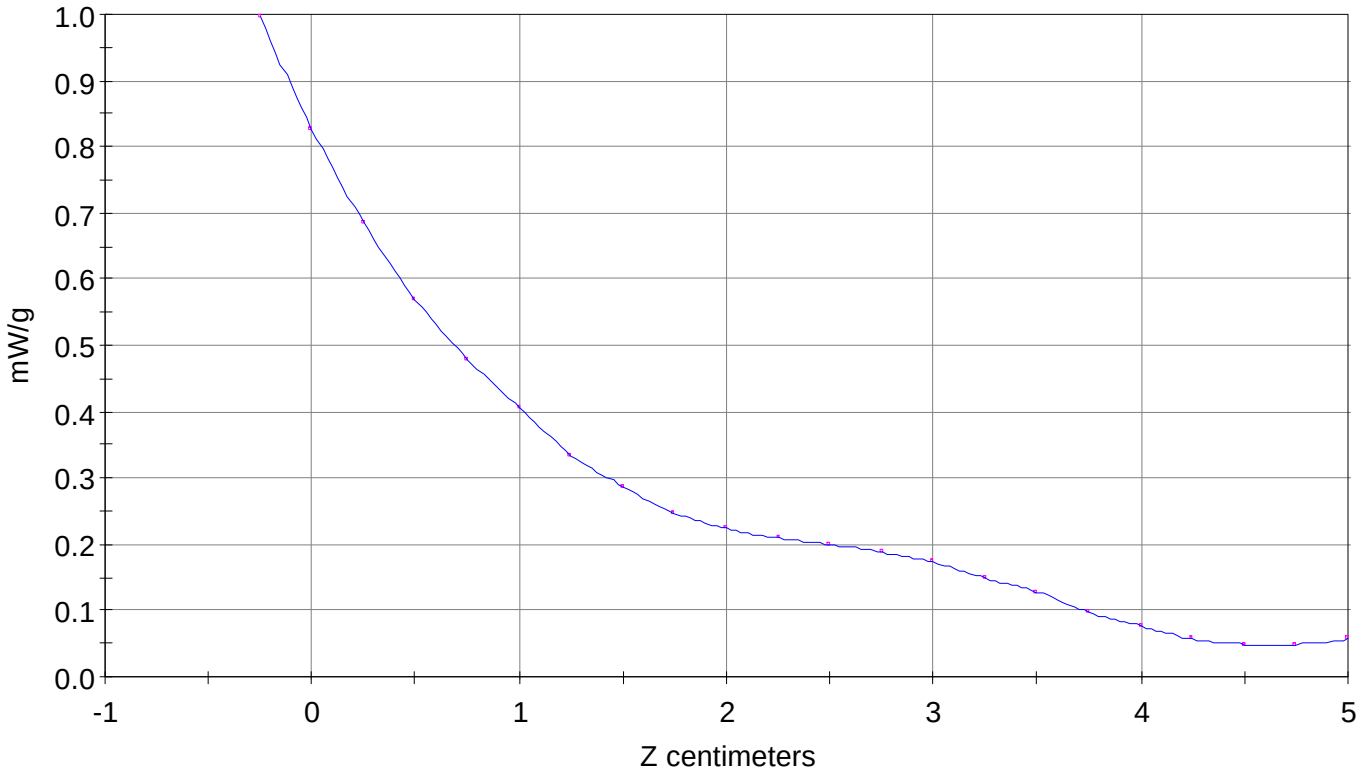

File : 01081020_ZOOM
Start : 10-Aug-101 02:55:13 pm  End : 10-Aug-101 03:07:32 pm
SAMSUNG/SPH-N300/33;824.70MHz;W;Helical/Out;
Body/Abdomen;ZOOM/SAR;PCTEST/E Field/0 DegreesMuscle/56.100/0.950

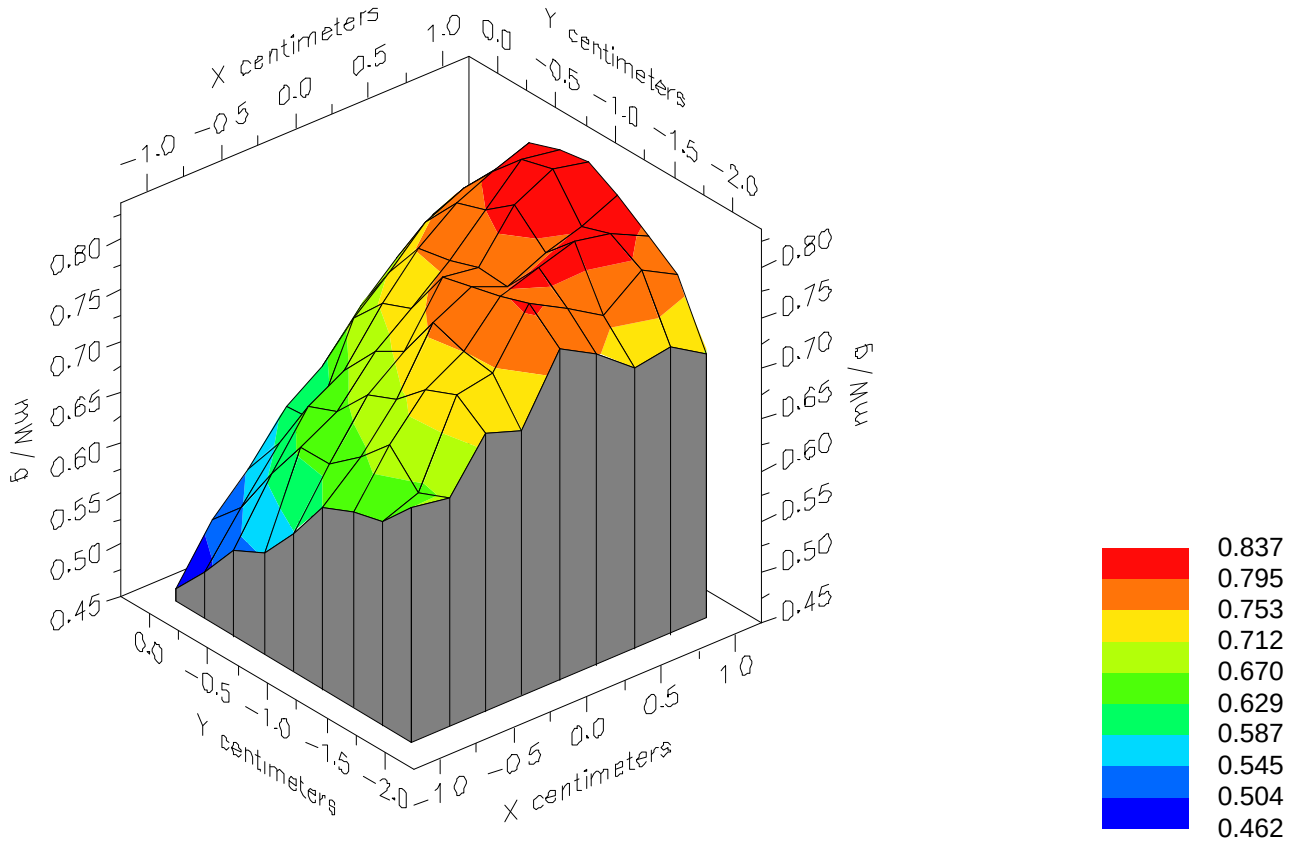

File : 01081020_ZOOM
Start : 10-Aug-101 02:55:13 pm  End : 10-Aug-101 03:07:32 pm
SAMSUNG/SPH-N300/33;824.70MHz;W;Helical/Out;
Body/Abdomen;ZOOM/SAR;PCTEST/E Field/0 DegreesMuscle/56.100/0.950

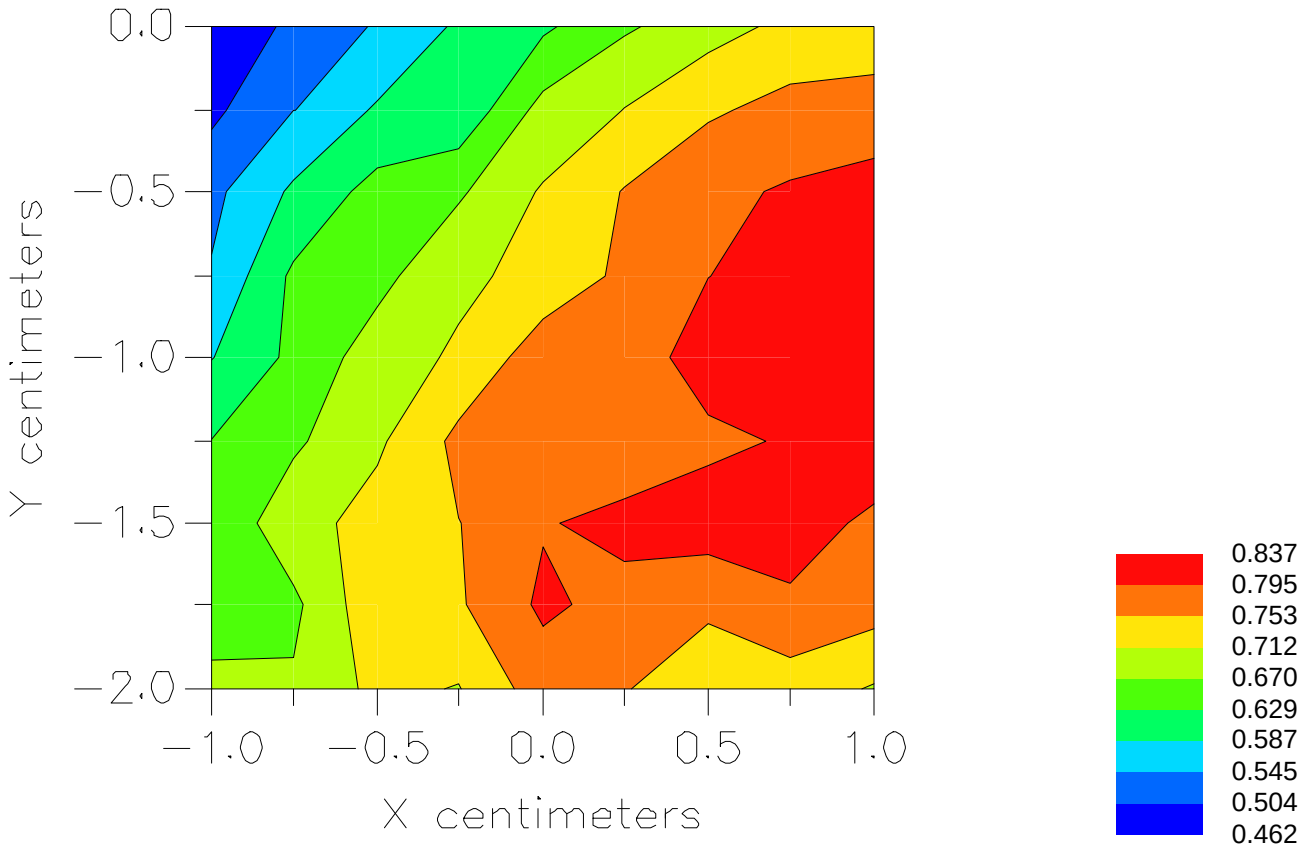

# Peak SAR Location

## 1800 MHz Head SAR



File : c:/idx3/SYSTEM/SARMEAS3/data/Normal/01072734_ZOOM.VLT
Start : 27-Jul-101 05:30:37 pm  End : 27-Jul-101 05:39:54 pm

Radio Type : SAMSUNG
Model Number : SPH-N300
Serial Number : 33
Frequency : 1851.25 MHz
Peak Trans. Pwr : 0.280 W
Start Trans. Pwr: 0.280 W
Antenna Type : Helical
Antenna Posn. : In
Phantom Type : Head
Phantom Posn. : Left Ear
Scan Type : ZOOM/SAR
Probe Name : PCTEST
Field Type : E Field
Orientation : 0 Degrees

Mixture Type = Brain
Mixture Dielectric Constant = 40.400
Mixture Conductivity = 1.620

Comment :
SAMSUNG TRI-MODE PHONE - PCS MODE
CH 0025 24.5 dBm Conducted
SAMSUNG TRI-MODE PHONE

Robot : PCTEST

Probe Offset = 0.25 cm
Sensor Factor = 0.0108
Conversion Factor = 1.201

PCTEST Amplifier Channel Settings : 0.245 0.231 0.224

Max Location : X = 0.250, Y = -1.500, Z = 0.000 (cm) Value = 8.579

Measured Values (volts) =

| | | | | | |
|---|---|---|---|---|---|
| 5.831E-003 | 4.096E-003 | 2.977E-003 | 2.103E-003 | 1.567E-003 | 1.008E-003 |
| 7.657E-004 | 4.751E-004 | 3.988E-004 | 2.841E-004 | 1.881E-004 | 9.965E-005 |
| 2.246E-005 | 8.815E-005 | 4.294E-005 | 4.444E-005 | 6.471E-005 | 7.691E-005 |
| 0.000E+000 | 4.864E-006 | 0.000E+000 | | | |

Calc. Voltage @ Surface (Vs) = 0.0082

Voltage @ 1.00 cm (Vt) = 0.0021

Ave. Voltage (Vs+Vt)/2 = 0.0051

Ave. SAR over 1 g (mW/g) = 0.5708

SAR Scan
File : 01072734_ZOOM
Start : 27-Jul-101 05:30:37 pm  End : 27-Jul-101 05:39:54 pm
SAMSUNG/SPH-N300/33;1851.25MHz;W;Helical/In;
Head/Left Ear;ZOOM/SAR;PCTEST/E Field/0 DegreesBrain/40.400/1.620

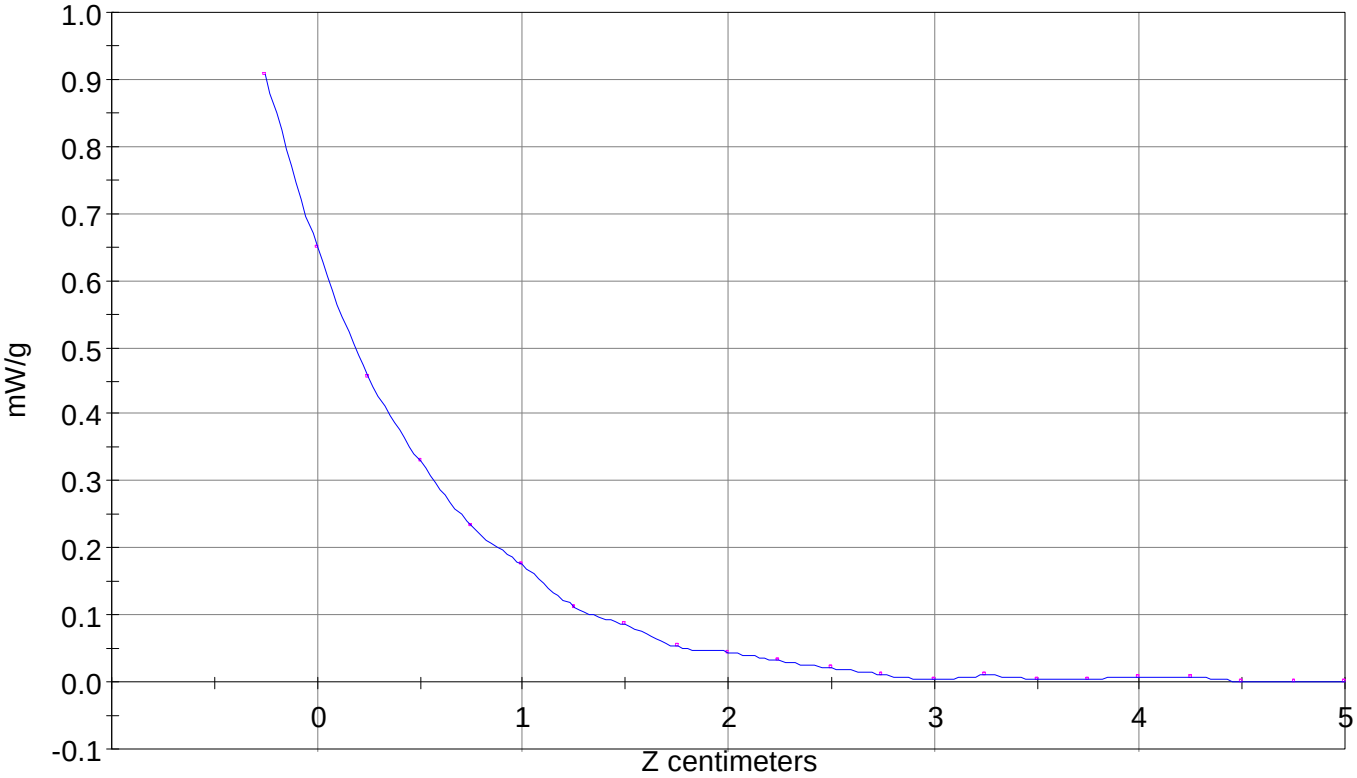

File : 01072734_ZOOM
Start : 27-Jul-101 05:30:37 pm  End : 27-Jul-101 05:39:54 pm
SAMSUNG/SPH-N300/33;1851.25MHz;W;Helical/In;
Head/Left Ear;ZOOM/SAR;PCTEST/E Field/0 DegreesBrain/40.400/1.620

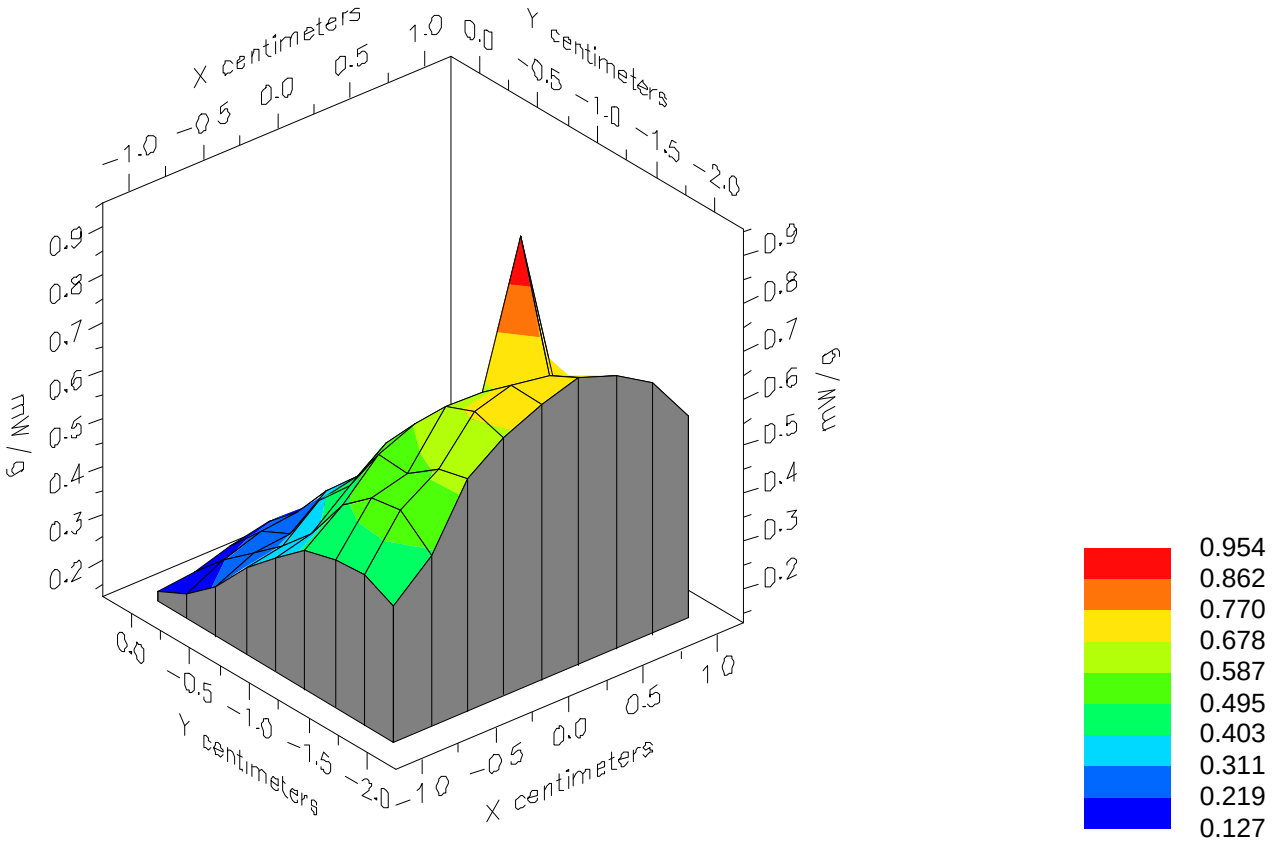

File : 01072734_ZOOM
Start : 27-Jul-101 05:30:37 pm  End : 27-Jul-101 05:39:54 pm
SAMSUNG/SPH-N300/33;1851.25MHz;W;Helical/In;
Head/Left Ear;ZOOM/SAR;PCTEST/E Field/0 DegreesBrain/40.400/1.620

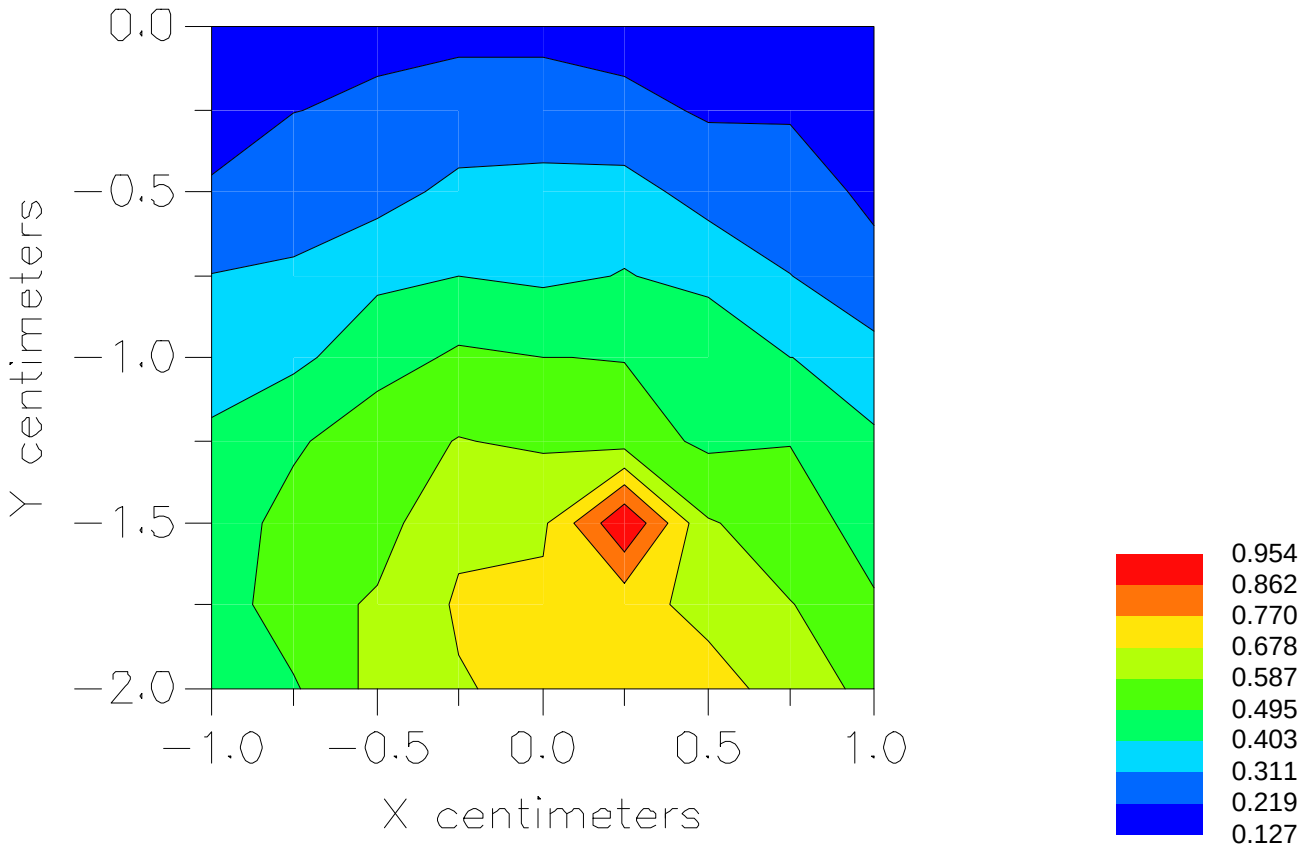

File : c:/idx3/SYSTEM/SARMEAS3/data/Normal/01072725_ZOOM.VLT
Start : 27-Jul-101 03:35:22 pm  End : 27-Jul-101 03:44:40 pm

Radio Type : SAMSUNG
Model Number : SPH-N300
Serial Number : 33
Frequency : 1851.25 MHz
Peak Trans. Pwr : 0.280 W
Start Trans. Pwr: 0.280 W
Antenna Type : Helical
Antenna Posn. : Out
Phantom Type : Head
Phantom Posn. : Left Ear
Scan Type : ZOOM/SAR
Probe Name : PCTEST
Field Type : E Field
Orientation : 0 Degrees

Mixture Type = Brain
Mixture Dielectric Constant = 40.400
Mixture Conductivity = 1.620

Comment :
SAMSUNG TRI-MODE PHONE - PCS MODE
CH 0025 24.5 dBm Conducted
SAMSUNG TRI-MODE PHONE

Robot : PCTEST

Probe Offset = 0.25 cm
Sensor Factor = 0.0108
Conversion Factor = 1.201

PCTEST Amplifier Channel Settings : 0.245 0.231 0.224

Max Location : X = -0.500, Y = -1.000, Z = 0.000 (cm) Value = 9.449

Measured Values (volts) =

| | | | | | |
|---|---|---|---|---|---|
| 8.940E-003 | 6.376E-003 | 4.502E-003 | 3.288E-003 | 2.339E-003 | 1.721E-003 |
| 1.253E-003 | 9.386E-004 | 6.952E-004 | 5.283E-004 | 4.779E-004 | 3.664E-004 |
| 3.622E-004 | 3.419E-004 | 2.894E-004 | 2.051E-004 | 2.553E-004 | 1.882E-004 |
| 1.543E-004 | 1.666E-004 | 2.144E-004 | | | |

Calc. Voltage @ Surface (Vs) = 0.0126

Voltage @ 1.00 cm (Vt) = 0.0033

Ave. Voltage (Vs+Vt)/2 = 0.0079

Ave. SAR over 1 g (mW/g) = 0.8833

SAR Scan
File : 01072725_ZOOM
Start : 27-Jul-101 03:35:22 pm  End : 27-Jul-101 03:44:40 pm
SAMSUNG/SPH-N300/33;1851.25MHz;W;Helical/Out;
Head/Left Ear;ZOOM/SAR;PCTEST/E Field/0 DegreesBrain/40.400/1.620

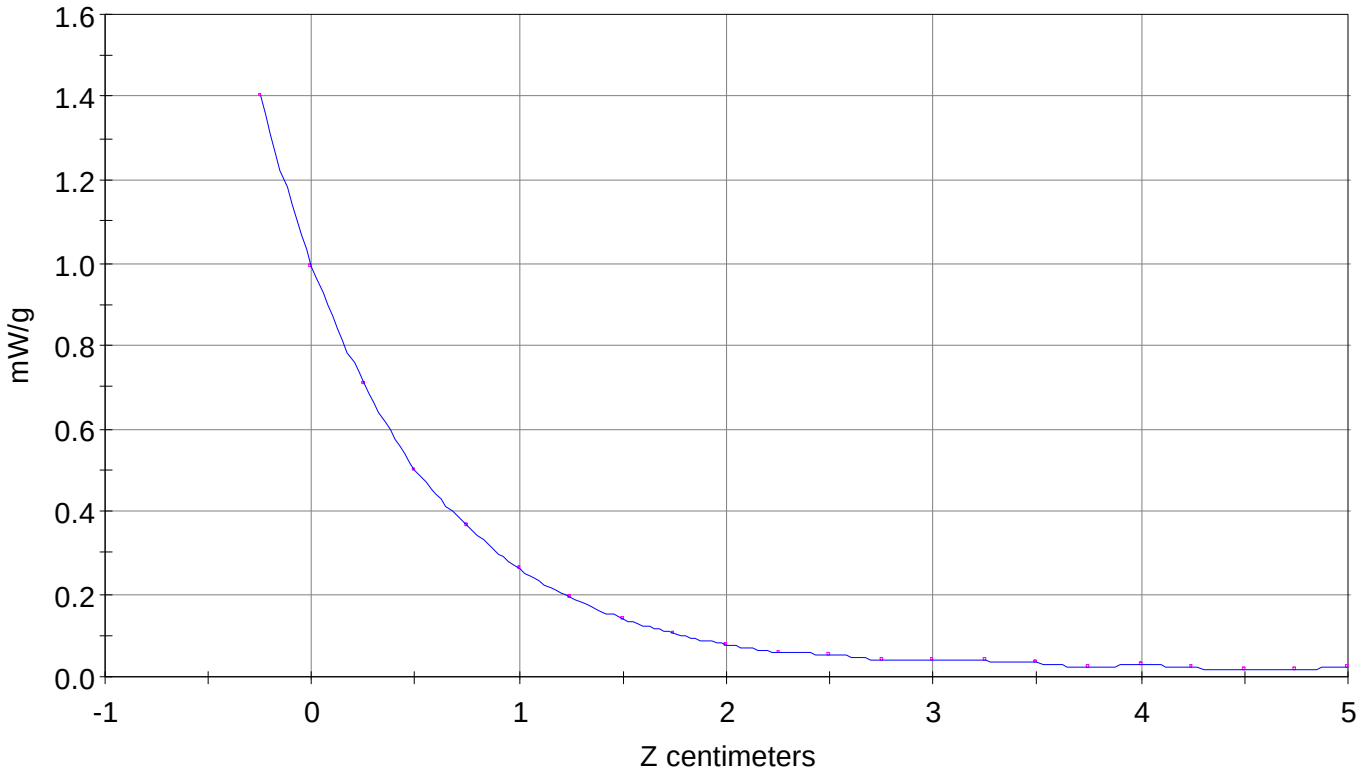

File : 01072725_ZOOM
Start : 27-Jul-101 03:35:22 pm  End : 27-Jul-101 03:44:40 pm
SAMSUNG/SPH-N300/33;1851.25MHz;W;Helical/Out;
Head/Left Ear;ZOOM/SAR;PCTEST/E Field/0 DegreesBrain/40.400/1.620

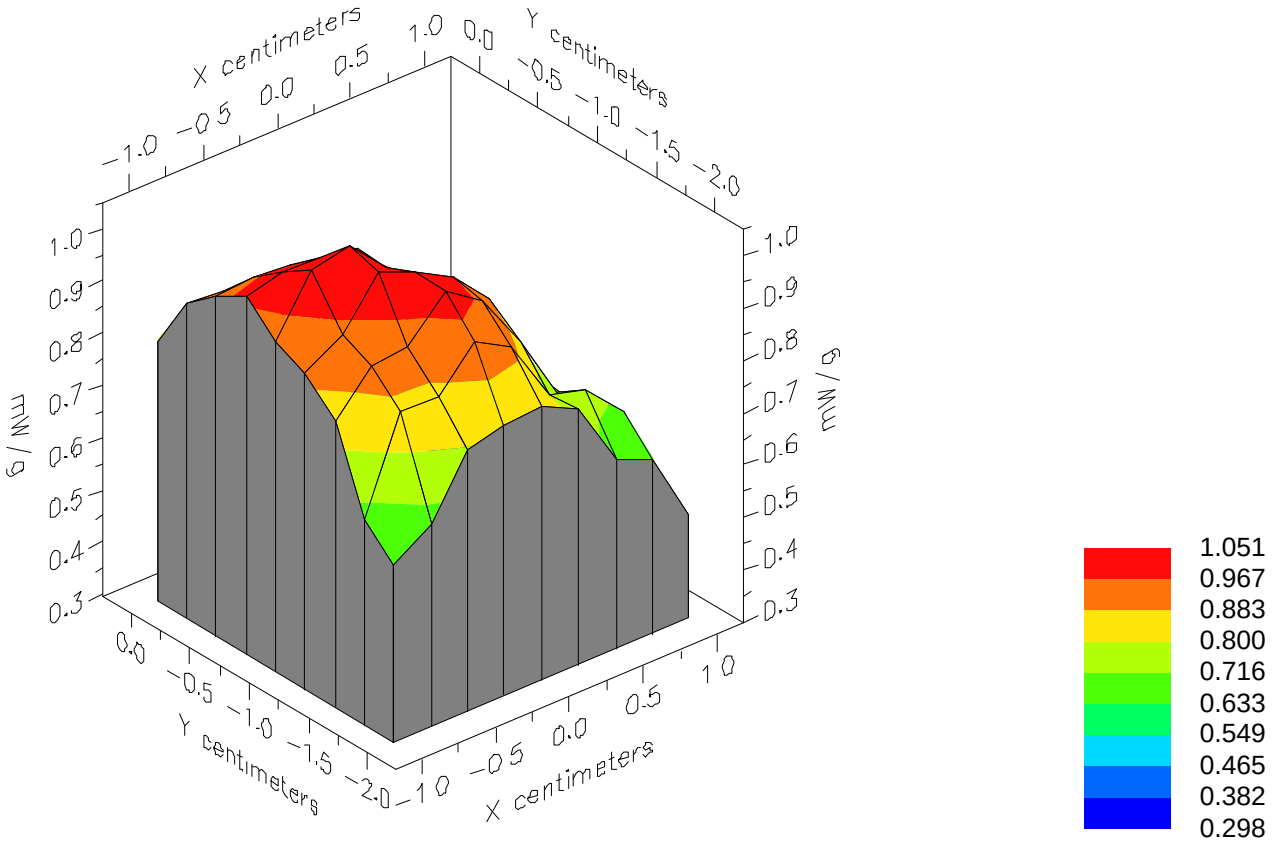

File : 01072725_ZOOM
Start : 27-Jul-101 03:35:22 pm  End : 27-Jul-101 03:44:40 pm
SAMSUNG/SPH-N300/33;1851.25MHz;W;Helical/Out;
Head/Left Ear;ZOOM/SAR;PCTEST/E Field/0 DegreesBrain/40.400/1.620

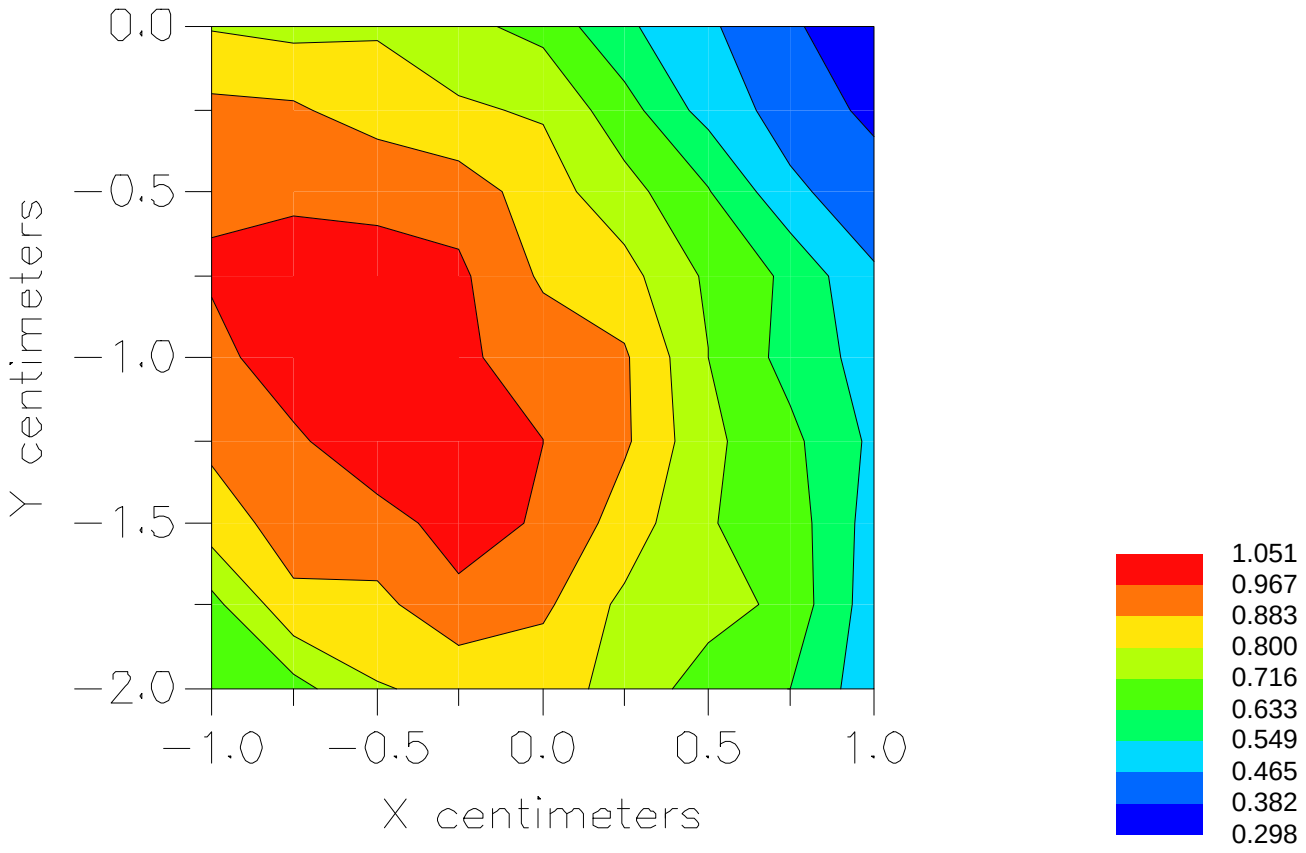

File : c:/idx3/SYSTEM/SARMEAS3/data/Normal/01072735_ZOOM.VLT
Start : 27-Jul-101 05:41:31 pm  End : 27-Jul-101 05:50:46 pm

Radio Type : SAMSUNG
Model Number : SPH-N300
Serial Number : 33
Frequency : 1880.00 MHz
Peak Trans. Pwr : 0.280 W
Start Trans. Pwr: 0.280 W
Antenna Type : Helical
Antenna Posn. : In
Phantom Type : Head
Phantom Posn. : Left Ear
Scan Type : ZOOM/SAR
Probe Name : PCTEST
Field Type : E Field
Orientation : 0 Degrees

Mixture Type = Brain
Mixture Dielectric Constant = 40.400
Mixture Conductivity = 1.620

Comment :
SAMSUNG TRI-MODE PHONE - PCS MODE
CH 0600 24.5 dBm Conducted
SAMSUNG TRI-MODE PHONE

Robot : PCTEST

Probe Offset = 0.25 cm
Sensor Factor = 0.0108
Conversion Factor = 1.201

PCTEST Amplifier Channel Settings : 0.245 0.231 0.224

Max Location : X = 0.000, Y = -2.000, Z = 0.000 (cm) Value = 4.937

Measured Values (volts) =

| | | | | | |
|---|---|---|---|---|---|
| 4.584E-003 | 3.481E-003 | 2.392E-003 | 1.697E-003 | 1.206E-003 | 8.185E-004 |
| 6.554E-004 | 4.530E-004 | 2.294E-004 | 1.718E-004 | 9.926E-005 | 1.523E-004 |
| 8.324E-005 | 7.977E-006 | 6.364E-005 | 3.141E-005 | 1.043E-005 | 0.000E+000 |
| 1.527E-005 | 2.035E-005 | 1.050E-005 | | | |

Calc. Voltage @ Surface (Vs) = 0.0064

Voltage @ 1.00 cm (Vt) = 0.0017

Ave. Voltage (Vs+Vt)/2 = 0.0040

Ave. SAR over 1 g (mW/g) = 0.4476

SAR Scan
File : 01072735_ZOOM
Start : 27-Jul-101 05:41:31 pm  End : 27-Jul-101 05:50:46 pm
SAMSUNG/SPH-N300/33;1880.00MHz;W;Helical/In;
Head/Left Ear;ZOOM/SAR;PCTEST/E Field/0 DegreesBrain/40.400/1.620

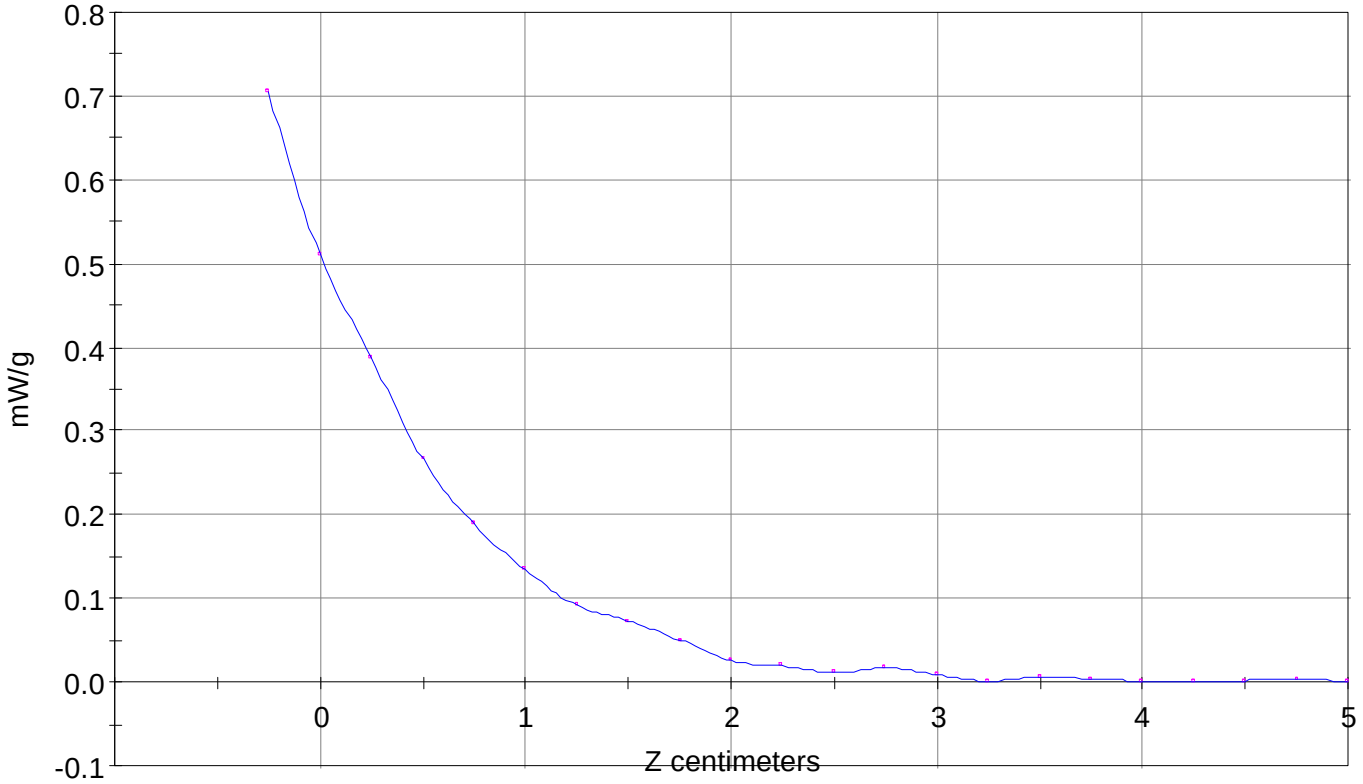

File : 01072735_ZOOM
Start : 27-Jul-101 05:41:31 pm  End : 27-Jul-101 05:50:46 pm
SAMSUNG/SPH-N300/33;1880.00MHz;W;Helical/In;
Head/Left Ear;ZOOM/SAR;PCTEST/E Field/0 DegreesBrain/40.400/1.620

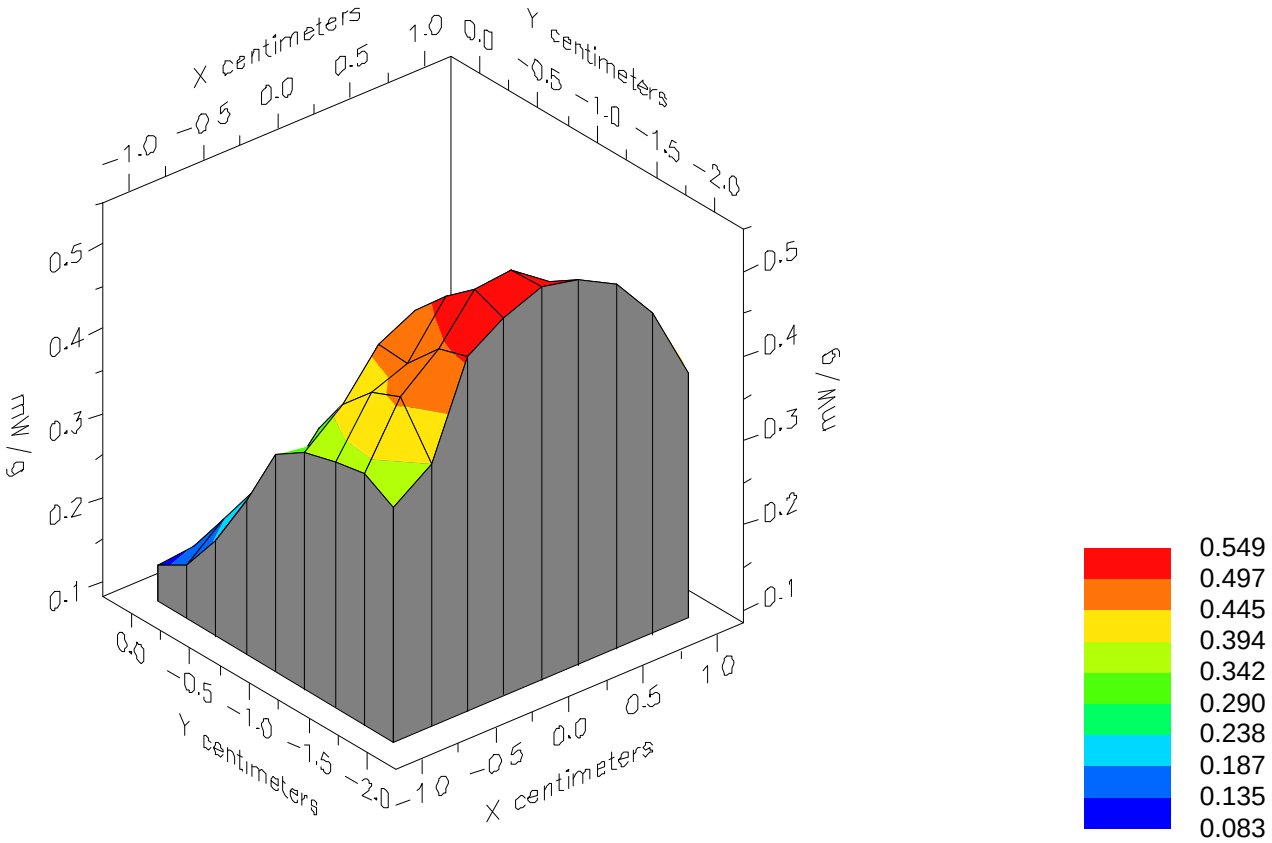

File : 01072735_ZOOM
Start : 27-Jul-101 05:41:31 pm  End : 27-Jul-101 05:50:46 pm
SAMSUNG/SPH-N300/33;1880.00MHz;W;Helical/In;
Head/Left Ear;ZOOM/SAR;PCTEST/E Field/0 DegreesBrain/40.400/1.620

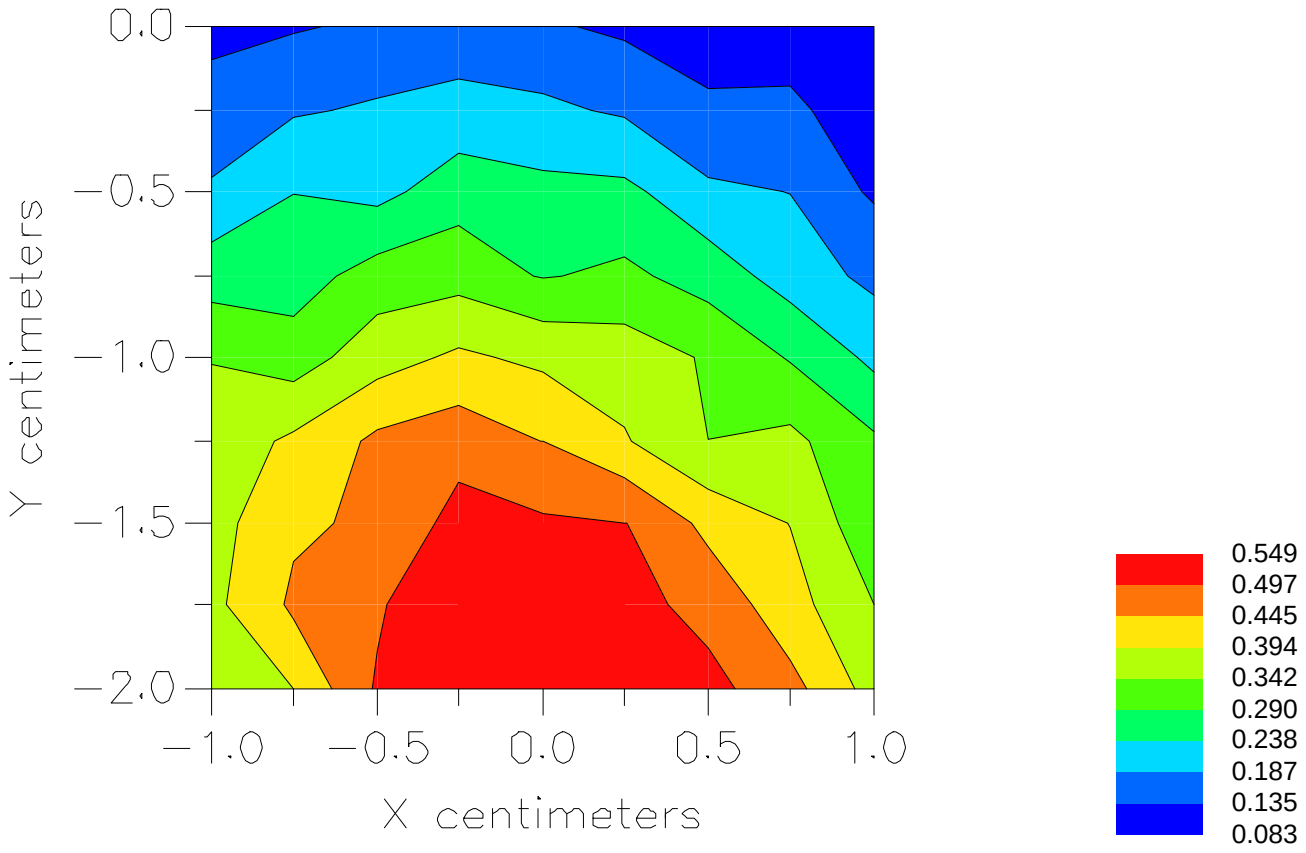

File : c:/idx3/SYSTEM/SARMEAS3/data/Normal/01072723_ZOOM.VLT
Start : 27-Jul-101 03:07:59 pm  End : 27-Jul-101 03:22:04 pm

Radio Type : SAMSUNG
Model Number : SPH-N300
Serial Number : 33
Frequency : 1880.00 MHz
Peak Trans. Pwr : 0.280 W
Start Trans. Pwr: 0.280 W
Antenna Type : Helical
Antenna Posn. : Out
Phantom Type : Head
Phantom Posn. : Left Ear
Scan Type : ZOOM/SAR
Probe Name : PCTEST
Field Type : E Field
Orientation : 0 Degrees

Mixture Type = Brain
Mixture Dielectric Constant = 40.400
Mixture Conductivity = 1.620

Comment :
SAMSUNG TRI-MODE PHONE - PCS MODE
CH 0600 24.5 dBm Conducted
SAMSUNG TRI-MODE PHONE

Robot : PCTEST

Probe Offset = 0.25 cm
Sensor Factor = 0.0108
Conversion Factor = 1.201

PCTEST Amplifier Channel Settings : 0.245 0.231 0.224

Max Location : X = -0.750, Y = -1.000, Z = 0.000 (cm) Value = 9.838

Measured Values (volts) =

| | | | | | |
|---|---|---|---|---|---|
| 9.509E-003 | 7.331E-003 | 5.289E-003 | 3.765E-003 | 2.693E-003 | 2.077E-003 |
| 1.542E-003 | 1.202E-003 | 9.980E-004 | 7.361E-004 | 6.097E-004 | 5.076E-004 |
| 5.036E-004 | 4.656E-004 | 3.850E-004 | 3.615E-004 | 3.722E-004 | 3.360E-004 |
| 3.054E-004 | 3.346E-004 | 3.416E-004 | | | |

Calc. Voltage @ Surface (Vs) = 0.0128

Voltage @ 1.00 cm (Vt) = 0.0038

Ave. Voltage (Vs+Vt)/2 = 0.0083

Ave. SAR over 1 g (mW/g) = 0.9187

SAR Scan
File : 01072723_ZOOM
Start : 27-Jul-101 03:07:59 pm  End : 27-Jul-101 03:22:04 pm
SAMSUNG/SPH-N300/33;1880.00MHz;W;Helical/Out;
Head/Left Ear;ZOOM/SAR;PCTEST/E Field/0 DegreesBrain/40.400/1.620

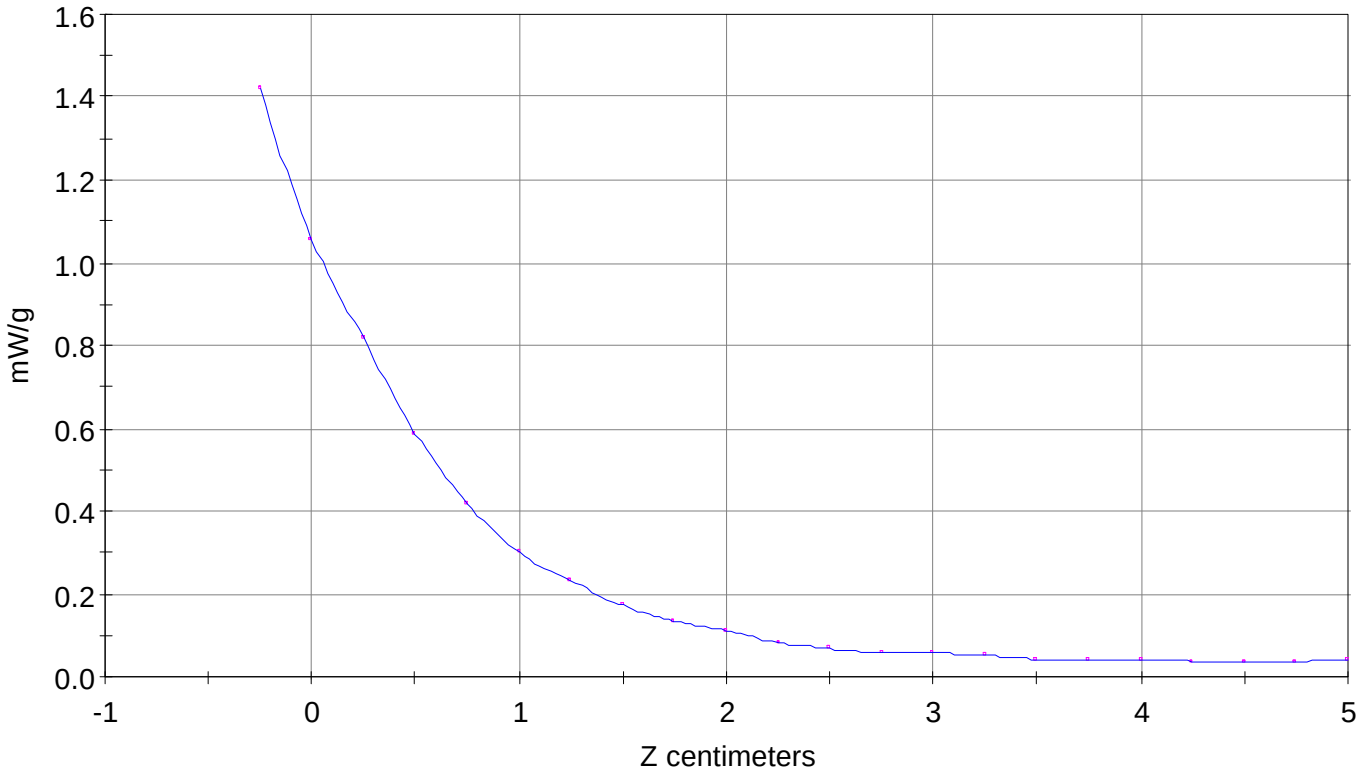

File : 01072723_ZOOM
Start : 27-Jul-101 03:07:59 pm  End : 27-Jul-101 03:22:04 pm
SAMSUNG/SPH-N300/33;1880.00MHz;W;Helical/Out;
Head/Left Ear;ZOOM/SAR;PCTEST/E Field/0 DegreesBrain/40.400/1.620

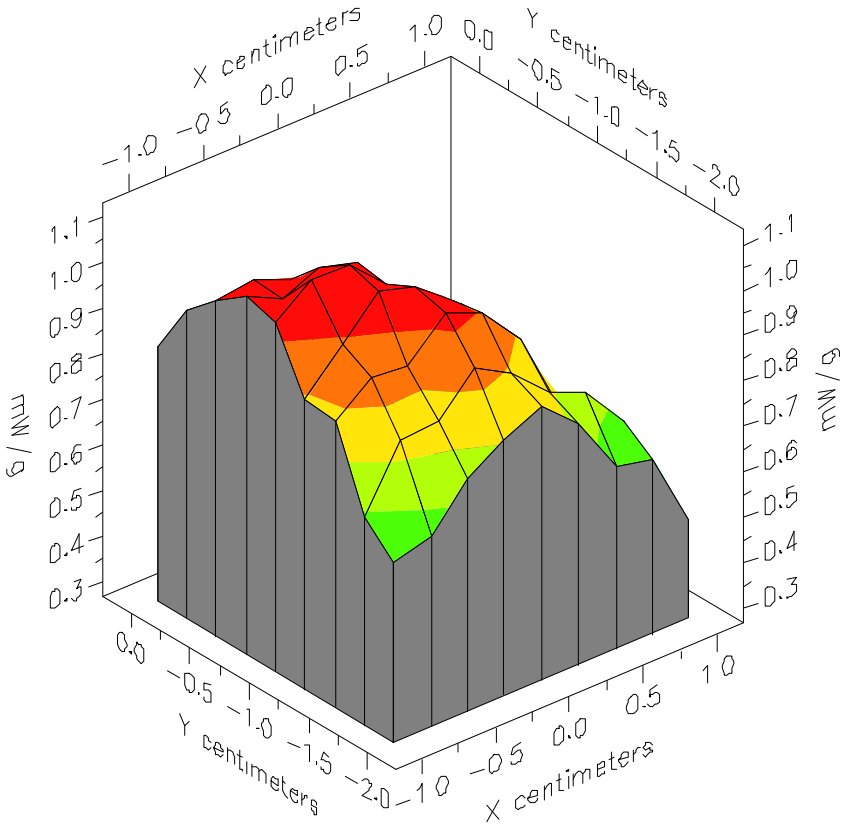

File : 01072723_ZOOM
Start : 27-Jul-101 03:07:59 pm  End : 27-Jul-101 03:22:04 pm
SAMSUNG/SPH-N300/33;1880.00MHz;W;Helical/Out;
Head/Left Ear;ZOOM/SAR;PCTEST/E Field/0 DegreesBrain/40.400/1.620

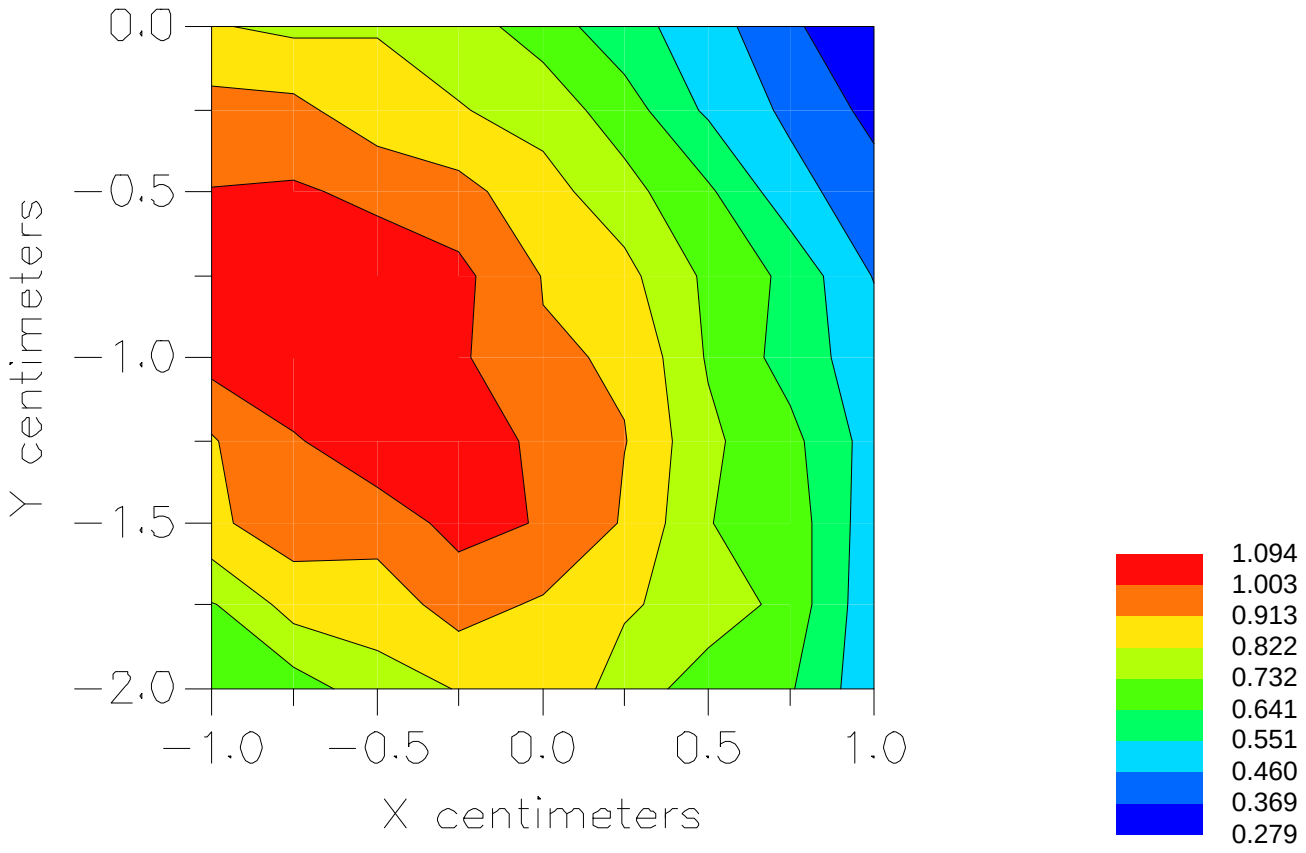

File : c:/idx3/SYSTEM/SARMEAS3/data/Normal/01072733_ZOOM.VLT
Start : 27-Jul-101 05:14:00 pm  End : 27-Jul-101 05:27:54 pm

Radio Type : SAMSUNG
Model Number : SPH-N300
Serial Number : 33
Frequency : 1908.75 MHz
Peak Trans. Pwr : 0.280 W
Start Trans. Pwr: 0.280 W
Antenna Type : Helical
Antenna Posn. : In
Phantom Type : Head
Phantom Posn. : Left Ear
Scan Type : ZOOM/SAR
Probe Name : PCTEST
Field Type : E Field
Orientation : 0 Degrees

Mixture Type = Brain
Mixture Dielectric Constant = 40.400
Mixture Conductivity = 1.620

Comment :
SAMSUNG TRI-MODE PHONE - PCS MODE
CH 1175 24.5 dBm Conducted
SAMSUNG TRI-MODE PHONE

Robot : PCTEST

Probe Offset = 0.25 cm
Sensor Factor = 0.0108
Conversion Factor = 1.201

PCTEST Amplifier Channel Settings : 0.245 0.231 0.224

Max Location : X = 0.000, Y = -2.000, Z = 0.000 (cm) Value = 5.692

Measured Values (volts) =

| | | | | | |
|---|---|---|---|---|---|
| 5.242E-003 | 4.072E-003 | 2.782E-003 | 1.865E-003 | 1.306E-003 | 9.836E-004 |
| 6.826E-004 | 5.372E-004 | 3.139E-004 | 1.672E-004 | 1.245E-004 | 1.064E-004 |
| 7.686E-005 | 3.108E-005 | 3.503E-005 | 5.136E-005 | 3.666E-006 | 6.415E-006 |
| 0.000E+000 | 1.903E-005 | 0.000E+000 | | | |

Calc. Voltage @ Surface (Vs) = 0.0072

Voltage @ 1.00 cm (Vt) = 0.0019

Ave. Voltage (Vs+Vt)/2 = 0.0045

Ave. SAR over 1 g (mW/g) = 0.5046

SAR Scan
File : 01072733_ZOOM
Start : 27-Jul-101 05:14:00 pm  End : 27-Jul-101 05:27:54 pm
SAMSUNG/SPH-N300/33;1908.75MHz;W;Helical/In;
Head/Left Ear;ZOOM/SAR;PCTEST/E Field/0 DegreesBrain/40.400/1.620

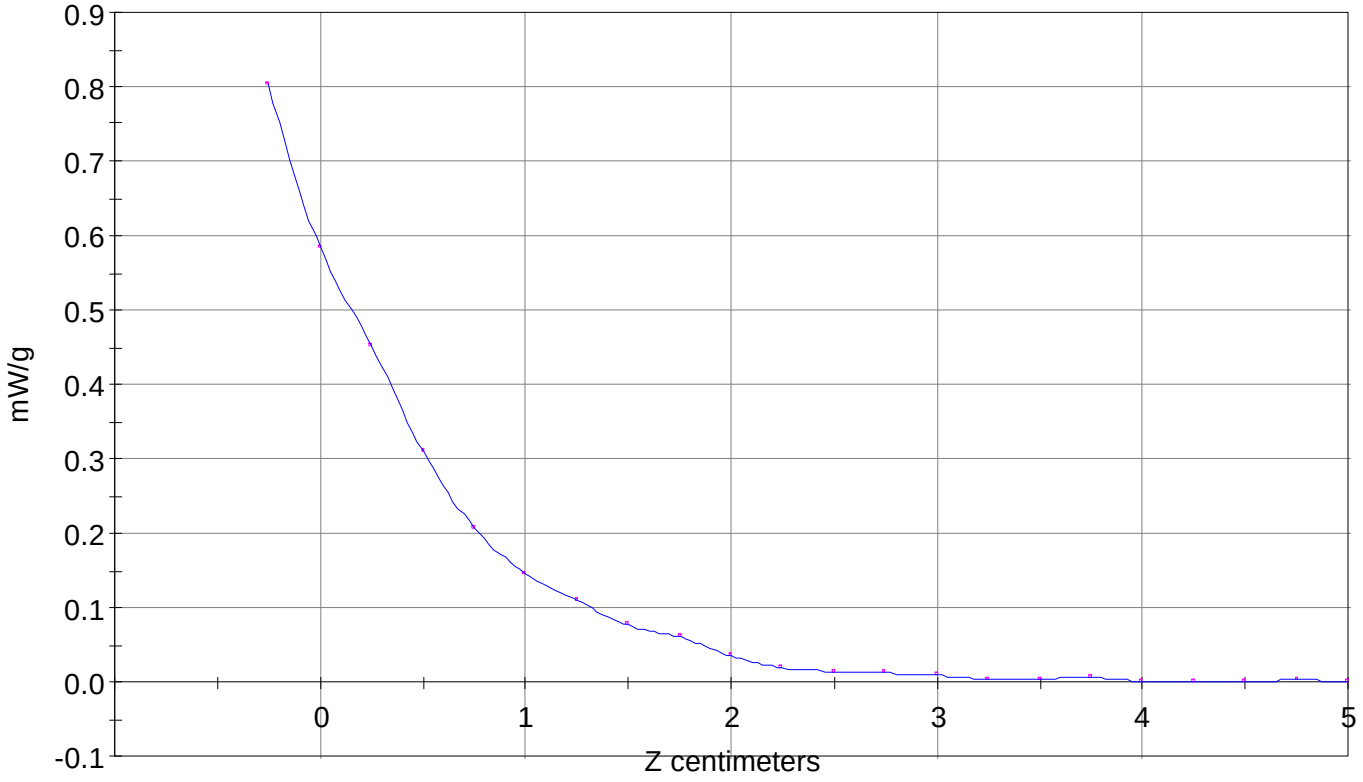

File : 01072733_ZOOM
Start : 27-Jul-101 05:14:00 pm  End : 27-Jul-101 05:27:54 pm
SAMSUNG/SPH-N300/33;1908.75MHz;W;Helical/In;
Head/Left Ear;ZOOM/SAR;PCTEST/E Field/0 DegreesBrain/40.400/1.620

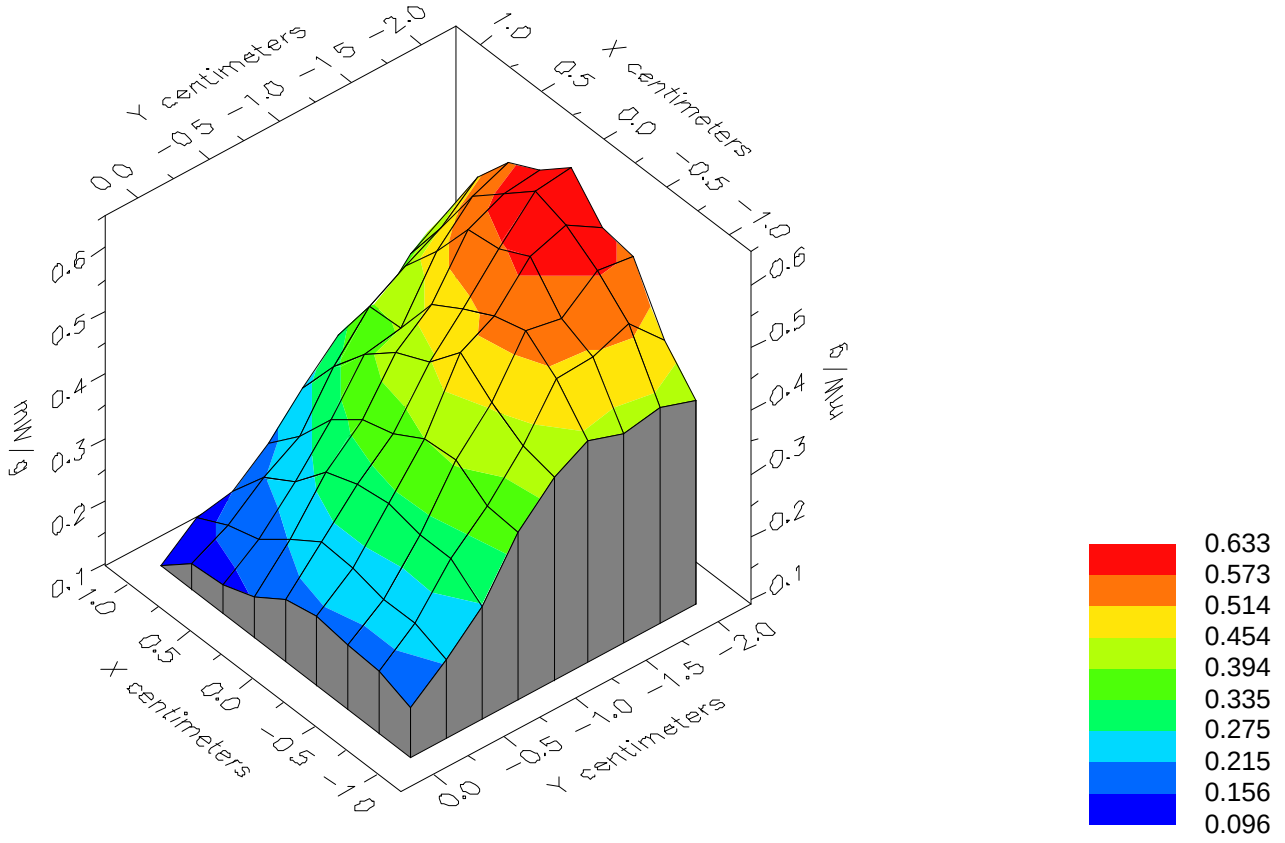

File : 01072733_ZOOM
Start : 27-Jul-101 05:14:00 pm  End : 27-Jul-101 05:27:54 pm
SAMSUNG/SPH-N300/33;1908.75MHz;W;Helical/In;
Head/Left Ear;ZOOM/SAR;PCTEST/E Field/0 DegreesBrain/40.400/1.620

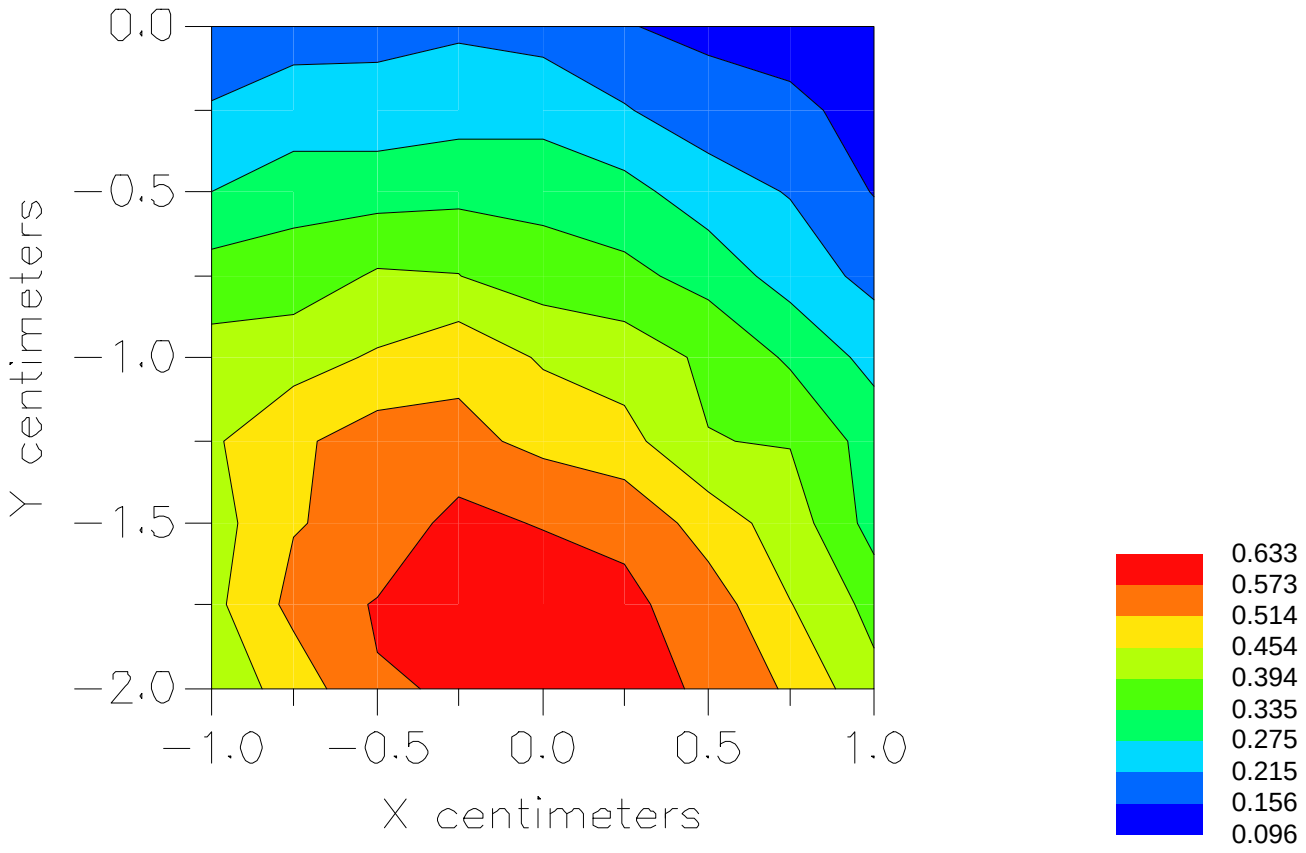

File : c:/idx3/SYSTEM/SARMEAS3/data/Normal/01072736_ZOOM.VLT
Start : 27-Jul-101 05:53:54 pm  End : 27-Jul-101 06:07:55 pm

Radio Type : SAMSUNG
Model Number : SPH-N300
Serial Number : 33
Frequency : 1908.75 MHz
Peak Trans. Pwr : 0.280 W
Start Trans. Pwr: 0.280 W
Antenna Type : Helical
Antenna Posn. : Out
Phantom Type : Head
Phantom Posn. : Left Ear
Scan Type : ZOOM/SAR
Probe Name : PCTEST
Field Type : E Field
Orientation : 0 Degrees

Mixture Type = Brain
Mixture Dielectric Constant = 40.400
Mixture Conductivity = 1.620

Comment :
SAMSUNG TRI-MODE PHONE - PCS MODE
CH 1175 24.5 dBm Conducted
SAMSUNG TRI-MODE PHONE

Robot : PCTEST

Probe Offset = 0.25 cm
Sensor Factor = 0.0108
Conversion Factor = 1.201

PCTEST Amplifier Channel Settings : 0.245 0.231 0.224

Max Location : X = -0.750, Y = -1.250, Z = 0.000 (cm) Value = 13.603

Measured Values (volts) =

| | | | | | |
|---|---|---|---|---|---|
| 1.265E-002 | 8.790E-003 | 6.408E-003 | 4.617E-003 | 3.356E-003 | 2.544E-003 |
| 1.751E-003 | 1.230E-003 | 8.932E-004 | 6.089E-004 | 4.416E-004 | 2.763E-004 |
| 2.453E-004 | 1.208E-004 | 5.025E-005 | 3.261E-005 | 4.916E-005 | 3.271E-005 |
| 3.642E-005 | 3.607E-005 | 3.729E-005 | | | |

Calc. Voltage @ Surface (Vs) = 0.0178

Voltage @ 1.00 cm (Vt) = 0.0046

Ave. Voltage (Vs+Vt)/2 = 0.0112

Ave. SAR over 1 g (mW/g) = 1.2451

SAR Scan
File : 01072736_ZOOM
Start : 27-Jul-101 05:53:54 pm  End : 27-Jul-101 06:07:55 pm
SAMSUNG/SPH-N300/33;1908.75MHz;W;Helical/Out;
Head/Left Ear;ZOOM/SAR;PCTEST/E Field/0 DegreesBrain/40.400/1.620

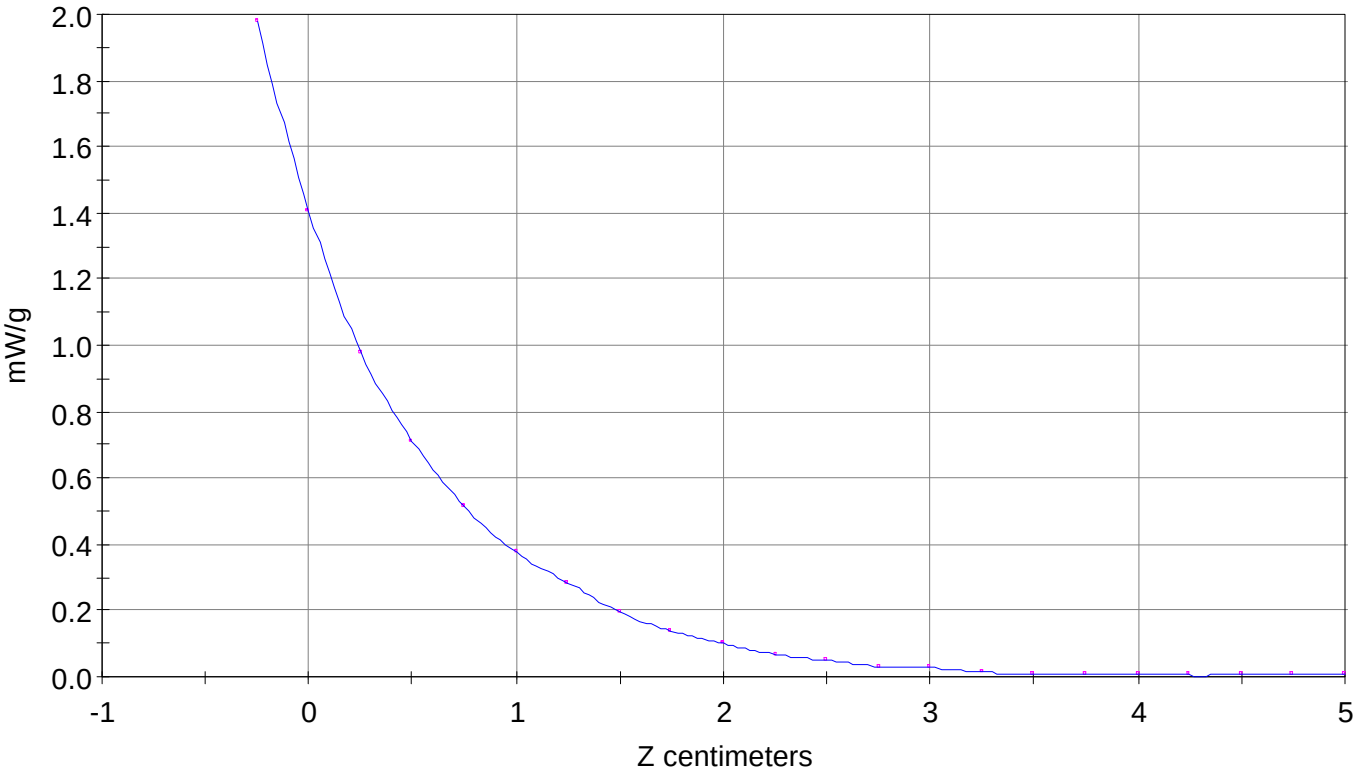

File : 01072736_ZOOM
Start : 27-Jul-101 05:53:54 pm  End : 27-Jul-101 06:07:55 pm
SAMSUNG/SPH-N300/33;1908.75MHz;W;Helical/Out;
Head/Left Ear;ZOOM/SAR;PCTEST/E Field/0 DegreesBrain/40.400/1.620

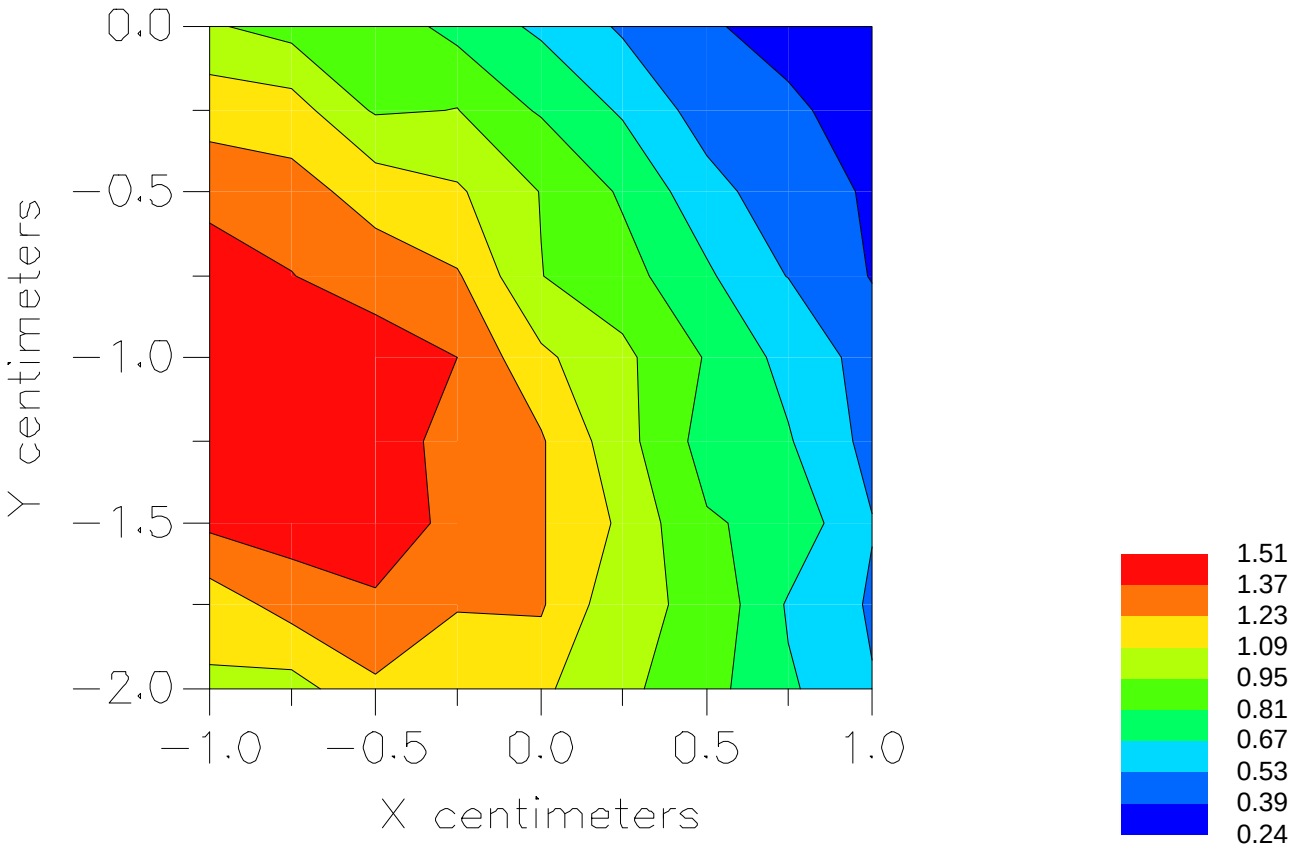

File : 01072736_ZOOM
Start : 27-Jul-101 05:53:54 pm  End : 27-Jul-101 06:07:55 pm
SAMSUNG/SPH-N300/33;1908.75MHz;W;Helical/Out;
Head/Left Ear;ZOOM/SAR;PCTEST/E Field/0 DegreesBrain/40.400/1.620

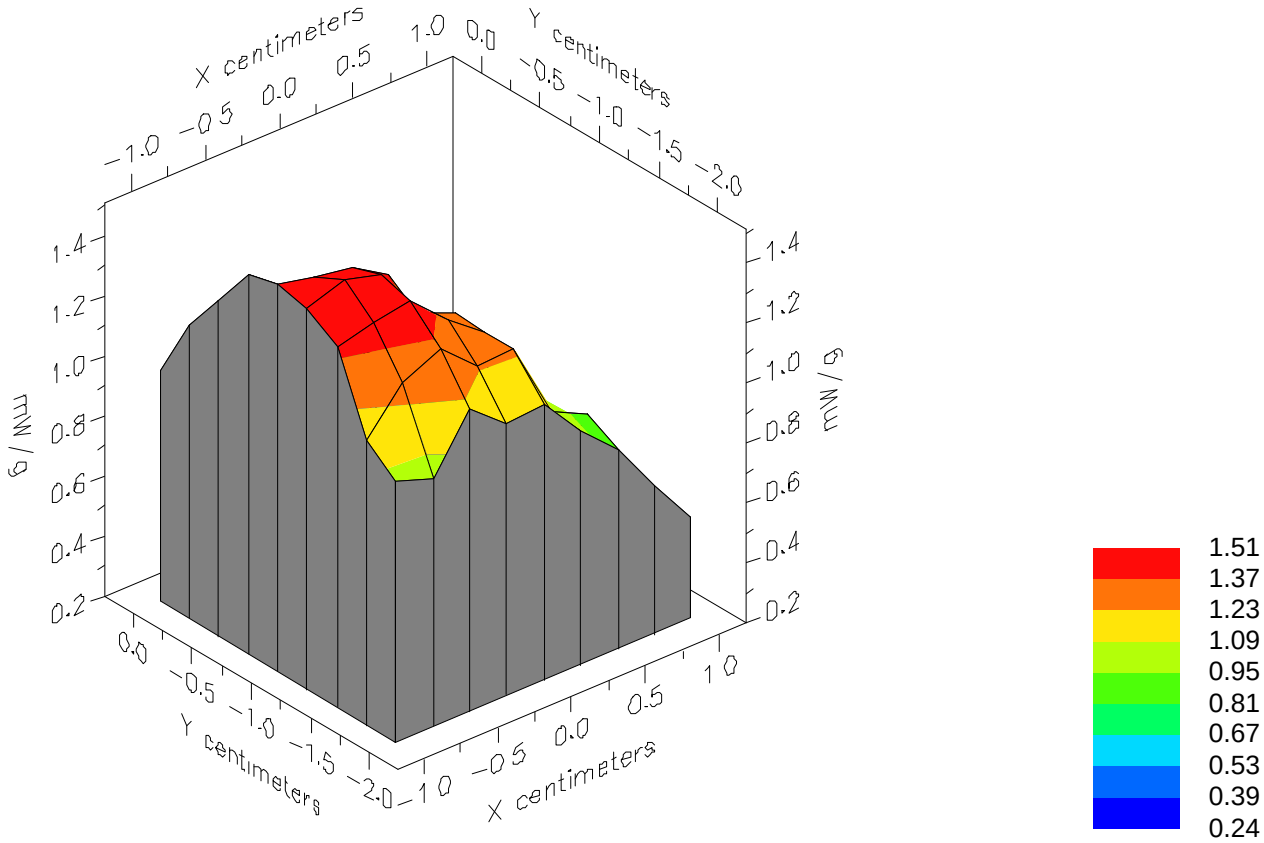

# Peak SAR Location

## 1800 MHz Body SAR



File : c:/idx3/SYSTEM/SARMEAS3/data/Normal/01081021_ZOOM.VLT
Start : 10-Aug-101 03:55:30 pm  End : 10-Aug-101 04:06:54 pm

Radio Type : SAMSUNG
Model Number : SPH-N300
Serial Number : 33
Frequency : 1851.25 MHz
Peak Trans. Pwr : 0.280 W
Start Trans. Pwr: 0.280 W
Antenna Type : Helical
Antenna Posn. : In
Phantom Type : Body
Phantom Posn. : Abdomen
Scan Type : ZOOM/SAR
Probe Name : PCTEST
Field Type : E Field
Orientation : 0 Degrees

Mixture Type = Muscle
Mixture Dielectric Constant = 54.200
Mixture Conductivity = 1.450

Comment :
SAMSUNG TRI-MODE PHONE - PCS MODE
CH 0025 Conducted 24.5 dBm
SAMSUNG TRI-MODE PHONE

Robot : PCTEST

Probe Offset = 0.25 cm
Sensor Factor = 0.0108
Conversion Factor = 1.378

PCTEST Amplifier Channel Settings : 0.245 0.231 0.224

Max Location : X = -2.000, Y = -2.750, Z = 0.000 (cm) Value = 5.244

Measured Values (volts) =

| | | | | | |
|---|---|---|---|---|---|
| 5.127E-003 | 4.212E-003 | 3.155E-003 | 2.533E-003 | 2.163E-003 | 1.767E-003 |
| 1.467E-003 | 1.193E-003 | 9.946E-004 | 8.414E-004 | 8.042E-004 | 6.163E-004 |
| 6.061E-004 | 5.234E-004 | 5.518E-004 | 3.481E-004 | 3.673E-004 | 4.101E-004 |
| 4.269E-004 | 2.697E-004 | 2.967E-004 | | | |

Calc. Voltage @ Surface (Vs) = 0.0065

Voltage @ 1.00 cm (Vt) = 0.0025

Ave. Voltage (Vs+Vt)/2 = 0.0045

Ave. SAR over 1 g (mW/g) = 0.5790

SAR Scan
File : 01081021_ZOOM
Start : 10-Aug-101 03:55:30 pm  End : 10-Aug-101 04:06:54 pm
SAMSUNG/SPH-N300/33;1851.25MHz;W;Helical/In;
Body/Abdomen;ZOOM/SAR;PCTEST/E Field/0 DegreesMuscle/54.200/1.450

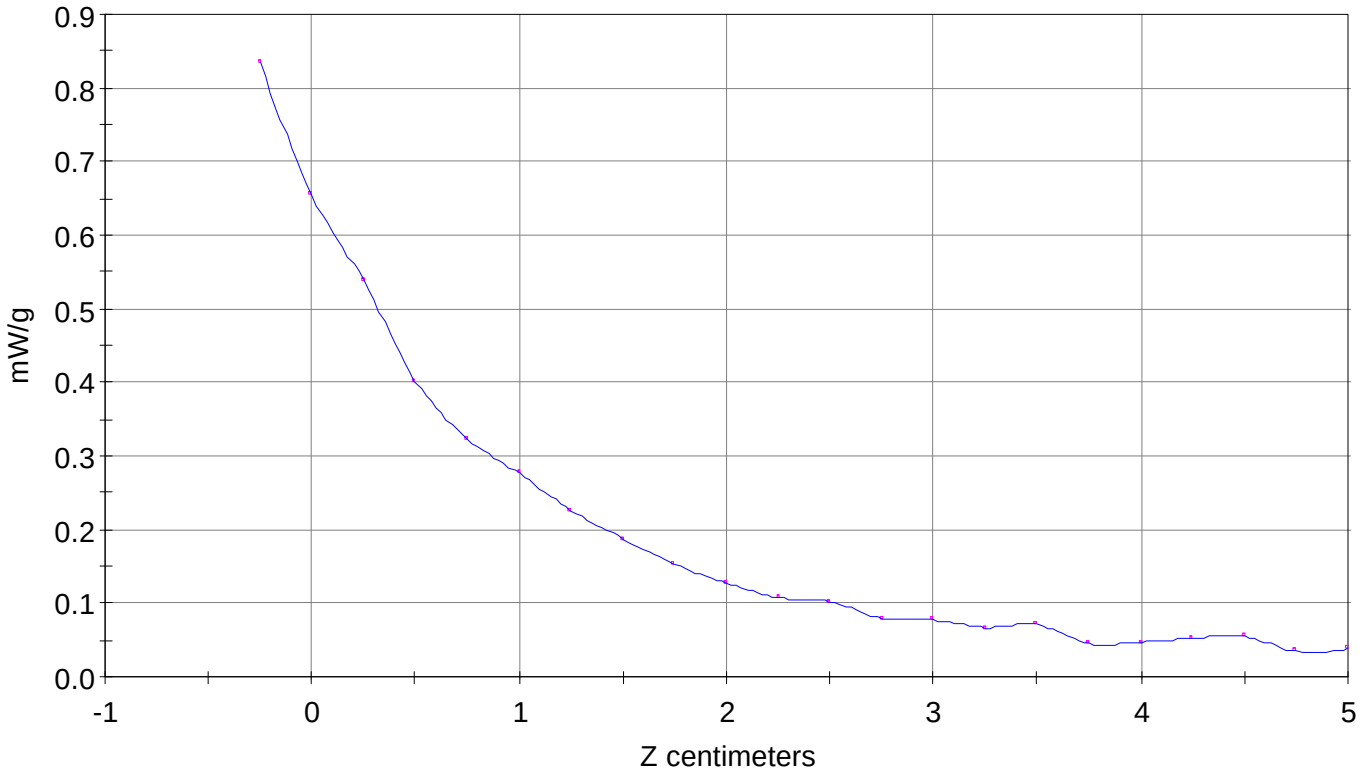

File : 01081021_ZOOM
Start : 10-Aug-101 03:55:30 pm  End : 10-Aug-101 04:06:54 pm
SAMSUNG/SPH-N300/33;1851.25MHz;W;Helical/In;
Body/Abdomen;ZOOM/SAR;PCTEST/E Field/0 DegreesMuscle/54.200/1.450

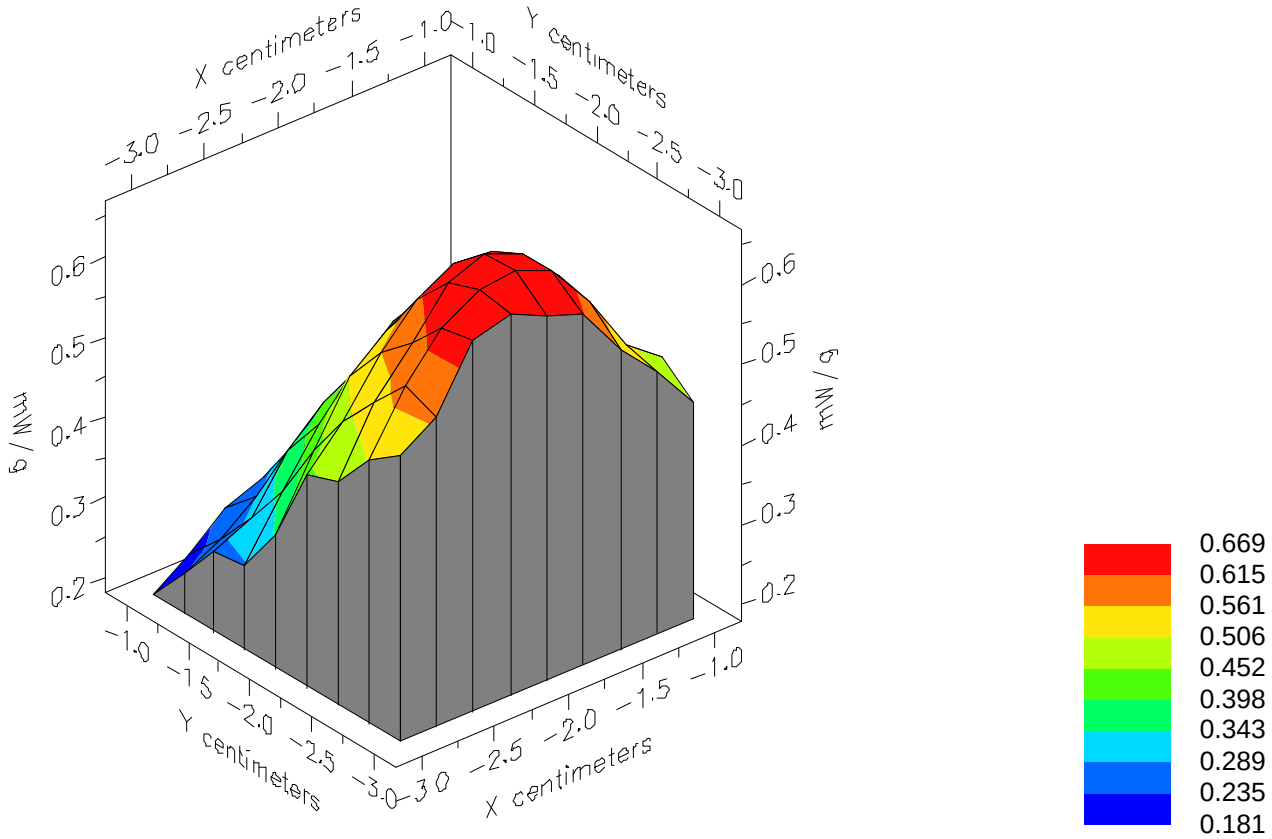

File : 01081021_ZOOM
Start : 10-Aug-101 03:55:30 pm  End : 10-Aug-101 04:06:54 pm
SAMSUNG/SPH-N300/33;1851.25MHz;W;Helical/In;
Body/Abdomen;ZOOM/SAR;PCTEST/E Field/0 DegreesMuscle/54.200/1.450

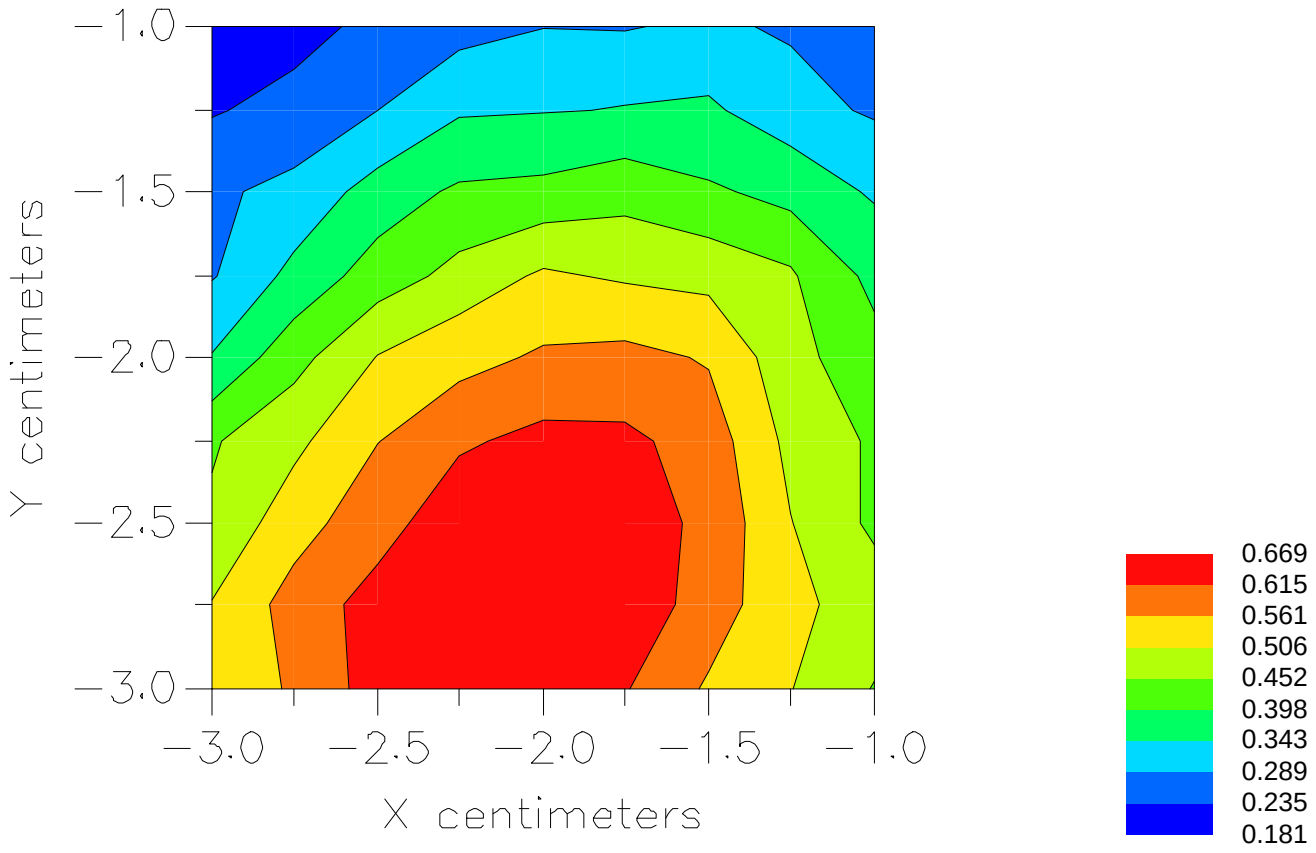

File : c:/idx3/SYSTEM/SARMEAS3/data/Normal/01081022_ZOOM.VLT
Start : 10-Aug-101 04:10:46 pm  End : 10-Aug-101 04:18:27 pm

Radio Type : SAMSUNG
Model Number : SPH-N300
Serial Number : 33
Frequency : 1851.25 MHz
Peak Trans. Pwr : 0.280 W
Start Trans. Pwr: 0.280 W
Antenna Type : Helical
Antenna Posn. : Out
Phantom Type : Body
Phantom Posn. : Abdomen
Scan Type : ZOOM/SAR
Probe Name : PCTEST
Field Type : E Field
Orientation : 0 Degrees

Mixture Type = Muscle
Mixture Dielectric Constant = 54.200
Mixture Conductivity = 1.450

Comment :
SAMSUNG TRI-MODE PHONE - PCS MODE
CH 0025 Conducted 24.5 dBm
SAMSUNG TRI-MODE PHONE

Robot : PCTEST

Probe Offset = 0.25 cm
Sensor Factor = 0.0108
Conversion Factor = 1.378

PCTEST Amplifier Channel Settings : 0.245 0.231 0.224

Max Location : X = -2.250, Y = -2.750, Z = 0.000 (cm) Value = 6.055

Measured Values (volts) =

| | | | | | |
|---|---|---|---|---|---|
| 6.008E-003 | 4.398E-003 | 3.271E-003 | 2.693E-003 | 2.275E-003 | 1.887E-003 |
| 1.469E-003 | 1.231E-003 | 1.021E-003 | 9.156E-004 | 7.722E-004 | 6.465E-004 |
| 5.723E-004 | 5.137E-004 | 3.811E-004 | 3.668E-004 | 3.915E-004 | 3.146E-004 |
| 2.629E-004 | 2.306E-004 | 3.347E-004 | | | |

Calc. Voltage @ Surface (Vs) = 0.0081

Voltage @ 1.00 cm (Vt) = 0.0027

Ave. Voltage (Vs+Vt)/2 = 0.0054

Ave. SAR over 1 g (mW/g) = 0.6912

SAR Scan
File : 01081022_ZOOM
Start : 10-Aug-101 04:10:46 pm  End : 10-Aug-101 04:18:27 pm
SAMSUNG/SPH-N300/33;1851.25MHz;W;Helical/Out;
Body/Abdomen;ZOOM/SAR;PCTEST/E Field/0 DegreesMuscle/54.200/1.450

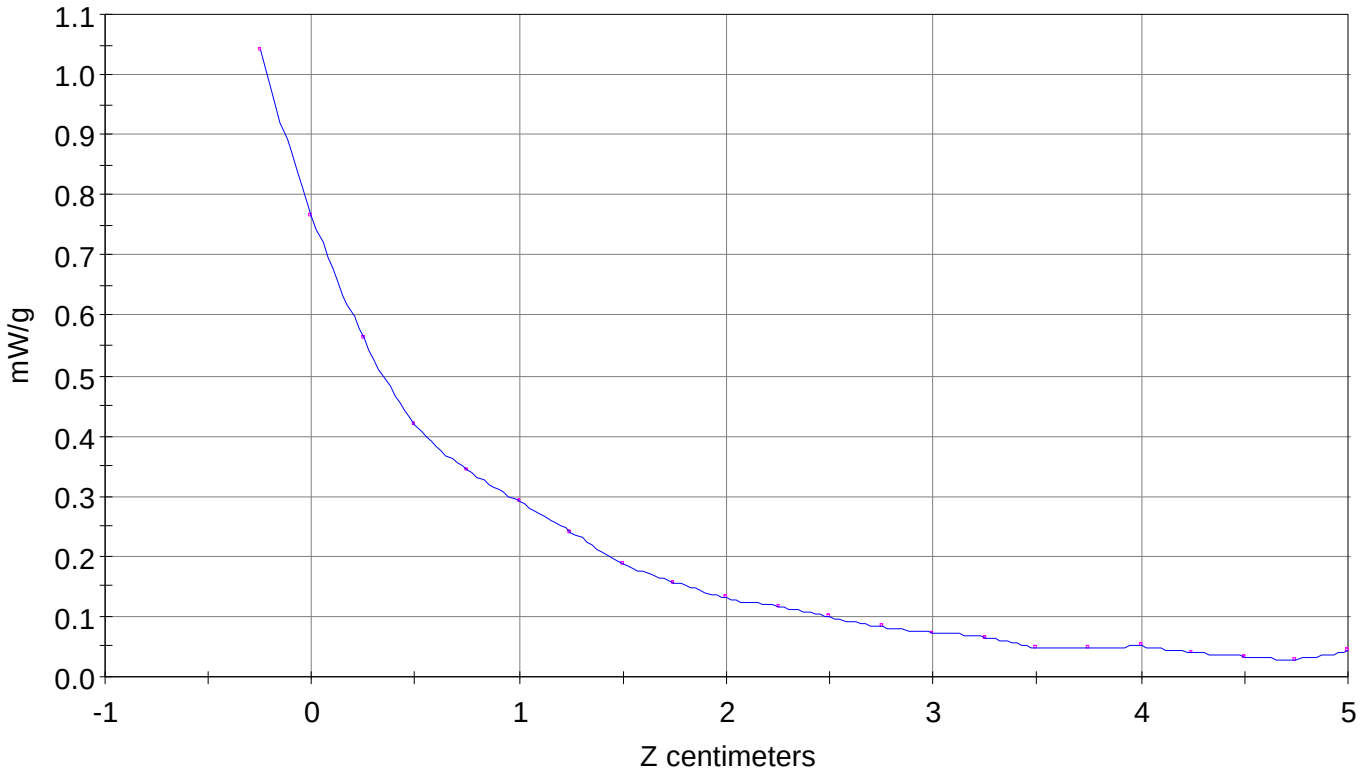

File : 01081022_ZOOM
Start : 10-Aug-101 04:10:46 pm  End : 10-Aug-101 04:18:27 pm
SAMSUNG/SPH-N300/33;1851.25MHz;W;Helical/Out;
Body/Abdomen;ZOOM/SAR;PCTEST/E Field/0 DegreesMuscle/54.200/1.450

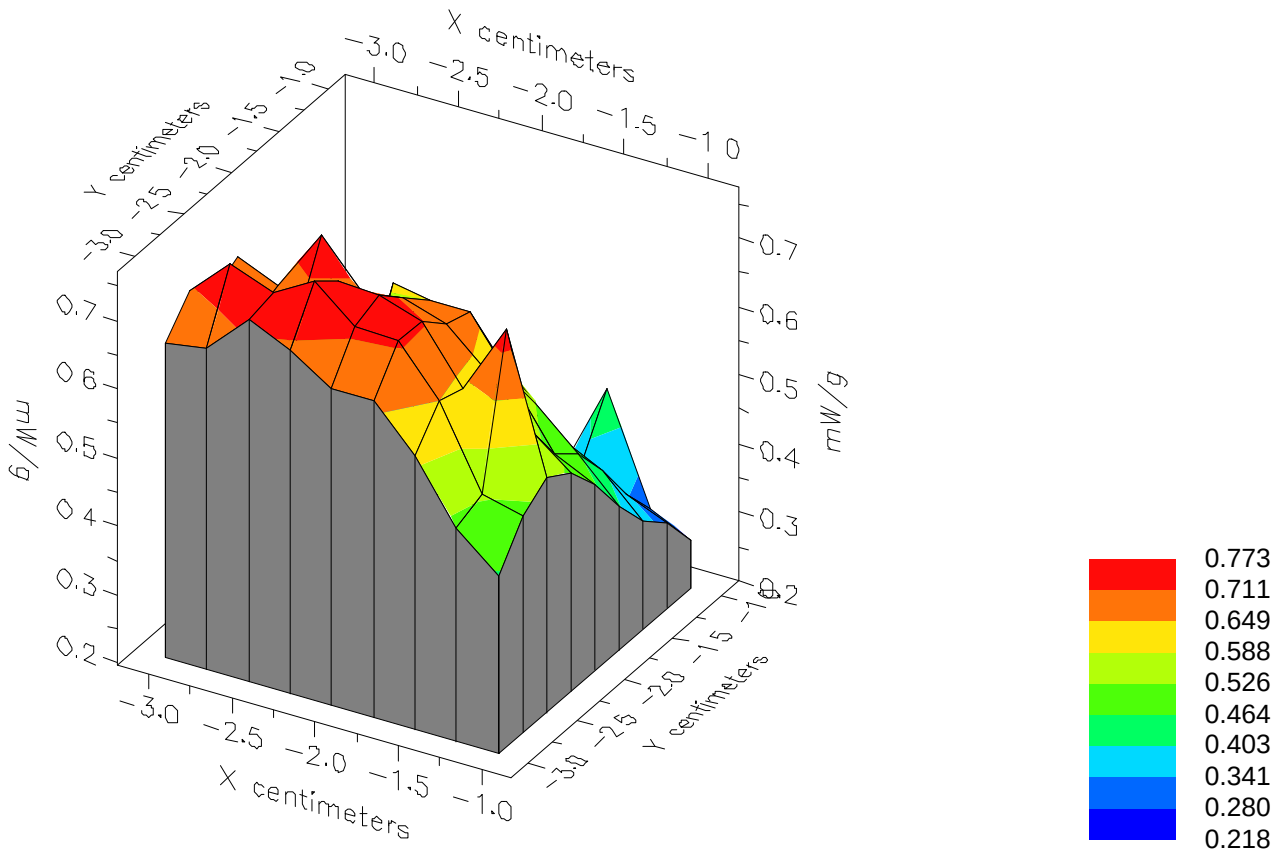

File : 01081022_ZOOM
Start : 10-Aug-101 04:10:46 pm  End : 10-Aug-101 04:18:27 pm
SAMSUNG/SPH-N300/33;1851.25MHz;W;Helical/Out;
Body/Abdomen;ZOOM/SAR;PCTEST/E Field/0 DegreesMuscle/54.200/1.450

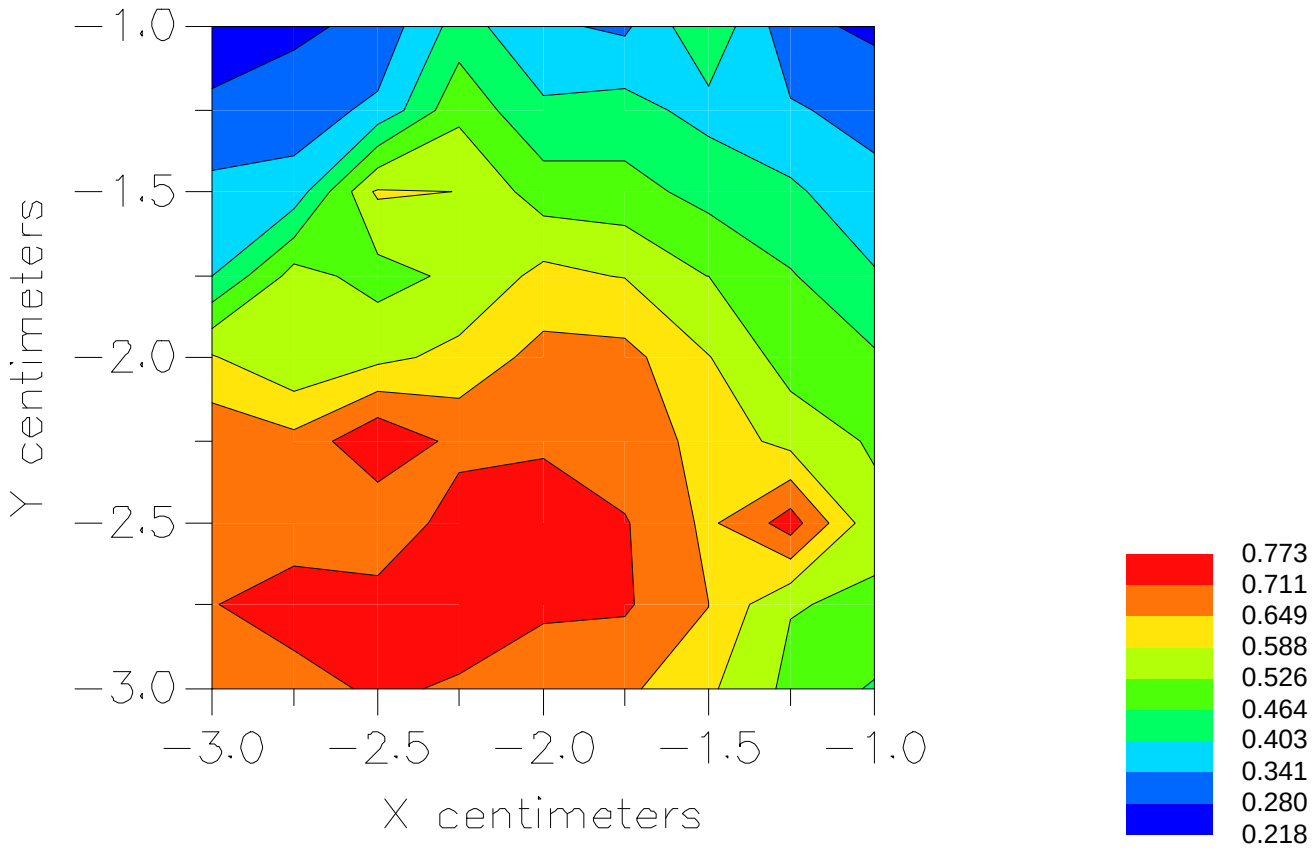

File : c:/idx3/SYSTEM/SARMEAS3/data/Normal/01081023_ZOOM.VLT
Start : 10-Aug-101 04:21:58 pm  End : 10-Aug-101 04:29:38 pm

Radio Type : SAMSUNG
Model Number : SPH-N300
Serial Number : 33
Frequency : 1880.00 MHz
Peak Trans. Pwr : 0.280 W
Start Trans. Pwr: 0.280 W
Antenna Type : Helical
Antenna Posn. : In
Phantom Type : Body
Phantom Posn. : Abdomen
Scan Type : ZOOM/SAR
Probe Name : PCTEST
Field Type : E Field
Orientation : 0 Degrees

Mixture Type = Muscle
Mixture Dielectric Constant = 54.200
Mixture Conductivity = 1.450

Comment :
SAMSUNG TRI-MODE PHONE - PCS MODE
CH 0600 Conducted 24.5 dBm
SAMSUNG TRI-MODE PHONE

Robot : PCTEST

Probe Offset = 0.25 cm
Sensor Factor = 0.0108
Conversion Factor = 1.378

PCTEST Amplifier Channel Settings : 0.245 0.231 0.224

Max Location : X = -2.250, Y = -2.750, Z = 0.000 (cm) Value = 8.980

Measured Values (volts) =

| | | | | | |
|---|---|---|---|---|---|
| 7.569E-003 | 5.728E-003 | 4.364E-003 | 3.430E-003 | 2.842E-003 | 2.348E-003 |
| 1.872E-003 | 1.532E-003 | 1.297E-003 | 1.010E-003 | 8.412E-004 | 7.232E-004 |
| 5.872E-004 | 4.979E-004 | 3.823E-004 | 4.055E-004 | 3.731E-004 | 3.172E-004 |
| 2.560E-004 | 2.127E-004 | 2.634E-004 | | | |

Calc. Voltage @ Surface (Vs) = 0.0100

Voltage @ 1.00 cm (Vt) = 0.0034

Ave. Voltage (Vs+Vt)/2 = 0.0067

Ave. SAR over 1 g (mW/g) = 0.8548

SAR Scan
File : 01081023_ZOOM
Start : 10-Aug-101 04:21:58 pm  End : 10-Aug-101 04:29:38 pm
SAMSUNG/SPH-N300/33;1880.00MHz;W;Helical/In;
Body/Abdomen;ZOOM/SAR;PCTEST/E Field/0 DegreesMuscle/54.200/1.450

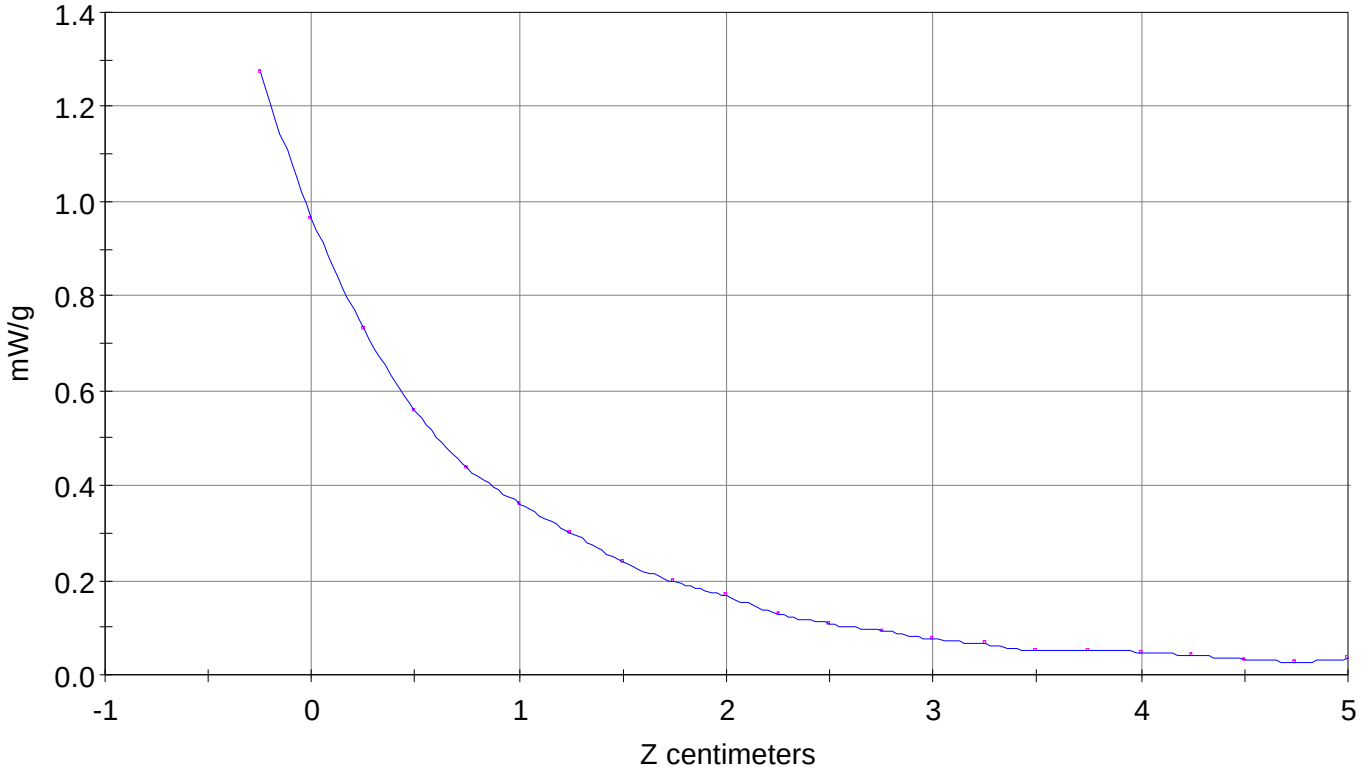

File : 01081023_ZOOM
Start : 10-Aug-101 04:21:58 pm  End : 10-Aug-101 04:29:38 pm
SAMSUNG/SPH-N300/33;1880.00MHz;W;Helical/In;
Body/Abdomen;ZOOM/SAR;PCTEST/E Field/0 DegreesMuscle/54.200/1.450

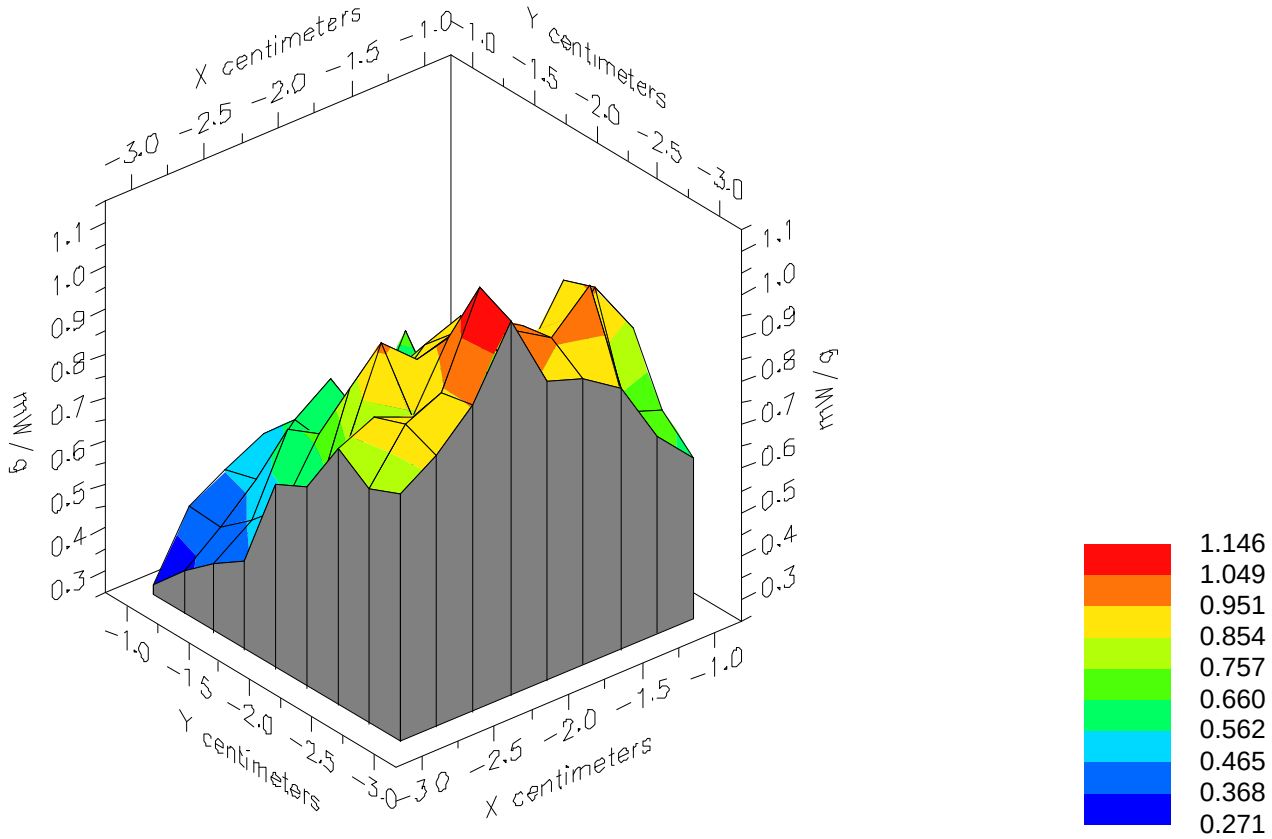

File : 01081023_ZOOM
Start : 10-Aug-101 04:21:58 pm  End : 10-Aug-101 04:29:38 pm
SAMSUNG/SPH-N300/33;1880.00MHz;W;Helical/In;
Body/Abdomen;ZOOM/SAR;PCTEST/E Field/0 DegreesMuscle/54.200/1.450

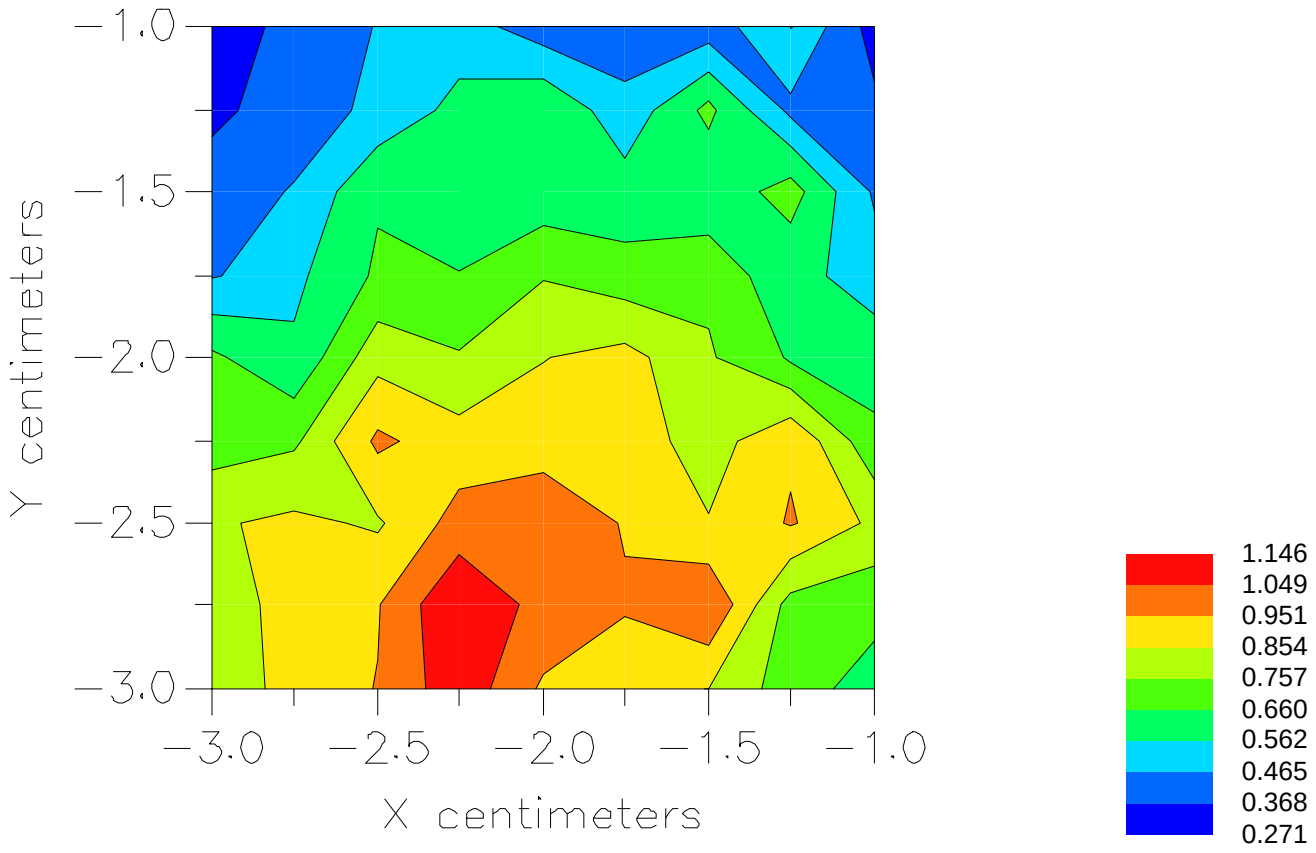

File : c:/idx3/SYSTEM/SARMEAS3/data/Normal/01081027_ZOOM.VLT
Start : 10-Aug-101 04:59:07 pm  End : 10-Aug-101 05:06:46 pm

Radio Type : SAMSUNG
Model Number : SPH-N300
Serial Number : 33
Frequency : 1880.00 MHz
Peak Trans. Pwr : 0.280 W
Start Trans. Pwr: 0.280 W
Antenna Type : Helical
Antenna Posn. : Out
Phantom Type : Body
Phantom Posn. : Abdomen
Scan Type : ZOOM/SAR
Probe Name : PCTEST
Field Type : E Field
Orientation : 0 Degrees

Mixture Type = Muscle
Mixture Dielectric Constant = 54.200
Mixture Conductivity = 1.450

Comment :
SAMSUNG TRI-MODE PHONE - PCS MODE
CH 0600 Conducted 24.5 dBm
SAMSUNG TRI-MODE PHONE

Robot : PCTEST

Probe Offset = 0.25 cm
Sensor Factor = 0.0108
Conversion Factor = 1.378

PCTEST Amplifier Channel Settings : 0.245 0.231 0.224

Max Location : X = -2.250, Y = -2.500, Z = 0.000 (cm) Value = 11.364

Measured Values (volts) =

| | | | | | |
|---|---|---|---|---|---|
| 9.812E-003 | 7.495E-003 | 5.624E-003 | 4.454E-003 | 3.802E-003 | 3.016E-003 |
| 2.369E-003 | 1.953E-003 | 1.617E-003 | 1.309E-003 | 1.068E-003 | 8.881E-004 |
| 8.371E-004 | 6.326E-004 | 5.173E-004 | 4.477E-004 | 4.564E-004 | 4.323E-004 |
| 3.082E-004 | 2.892E-004 | 3.007E-004 | | | |

Calc. Voltage @ Surface (Vs) = 0.0130

Voltage @ 1.00 cm (Vt) = 0.0045

Ave. Voltage (Vs+Vt)/2 = 0.0087

Ave. SAR over 1 g (mW/g) = 1.1111

SAR Scan
File : 01081027_ZOOM
Start : 10-Aug-101 04:59:07 pm  End : 10-Aug-101 05:06:46 pm
SAMSUNG/SPH-N300/33;1880.00MHz;W;Helical/Out;
Body/Abdomen;ZOOM/SAR;PCTEST/E Field/0 DegreesMuscle/54.200/1.450

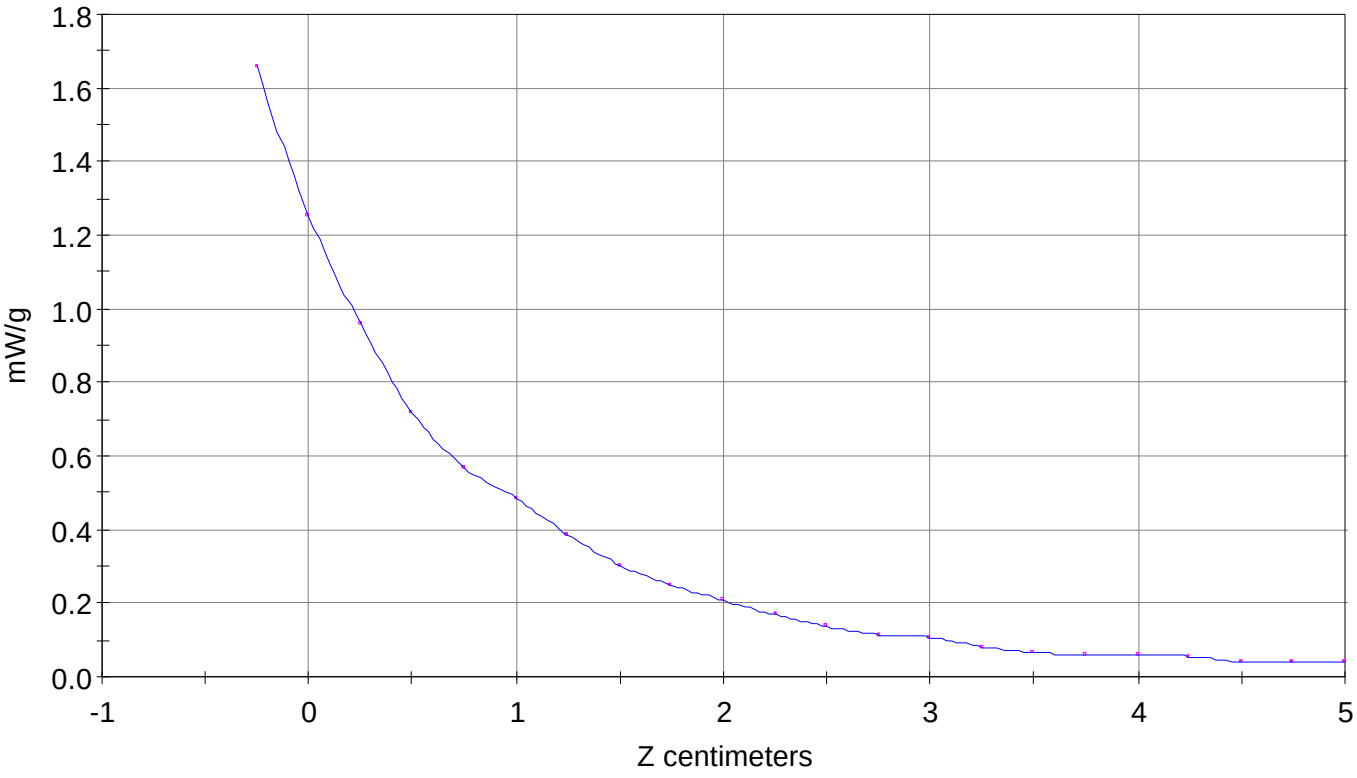

File : 01081027_ZOOM
Start : 10-Aug-101 04:59:07 pm  End : 10-Aug-101 05:06:46 pm
SAMSUNG/SPH-N300/33;1880.00MHz;W;Helical/Out;
Body/Abdomen;ZOOM/SAR;PCTEST/E Field/0 DegreesMuscle/54.200/1.450

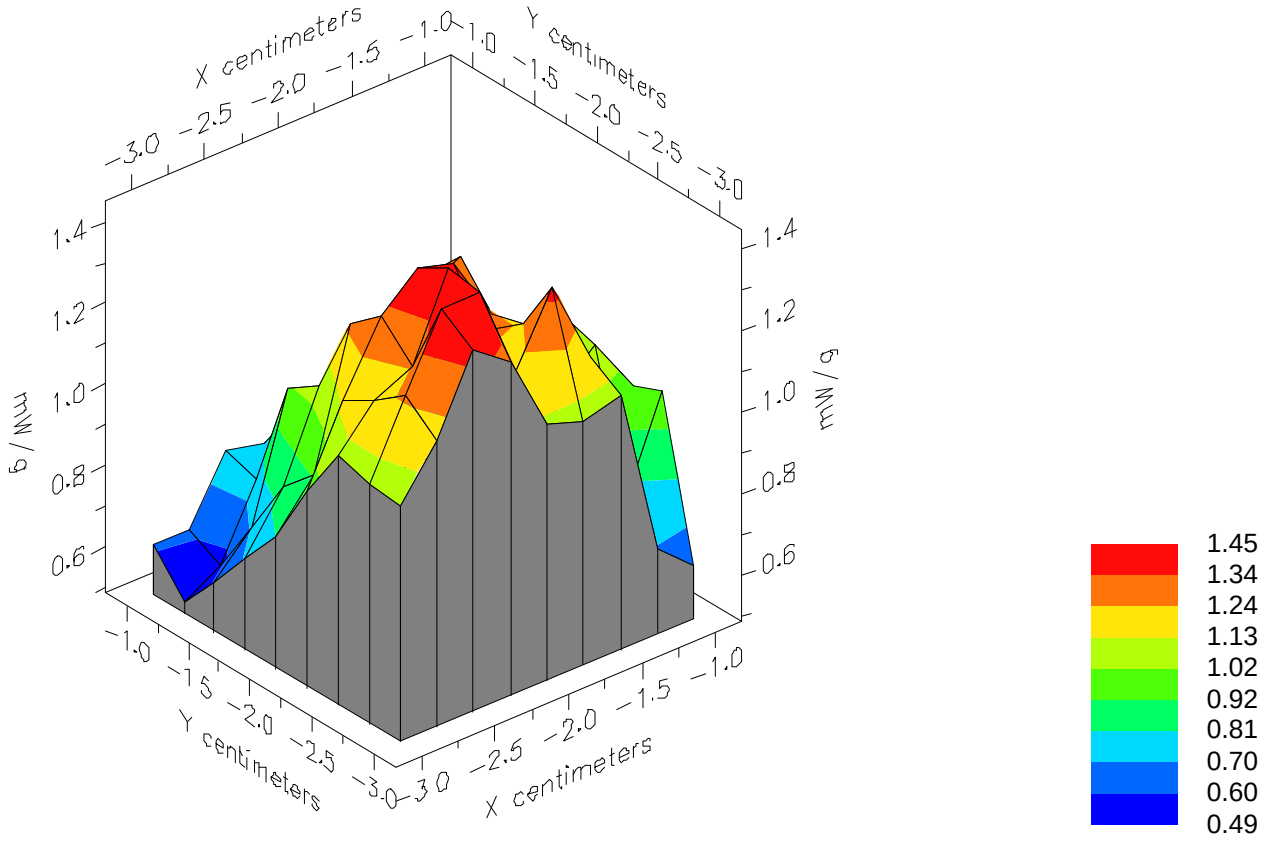

File : 01081027_ZOOM
Start : 10-Aug-101 04:59:07 pm  End : 10-Aug-101 05:06:46 pm
SAMSUNG/SPH-N300/33;1880.00MHz;W;Helical/Out;
Body/Abdomen;ZOOM/SAR;PCTEST/E Field/0 DegreesMuscle/54.200/1.450

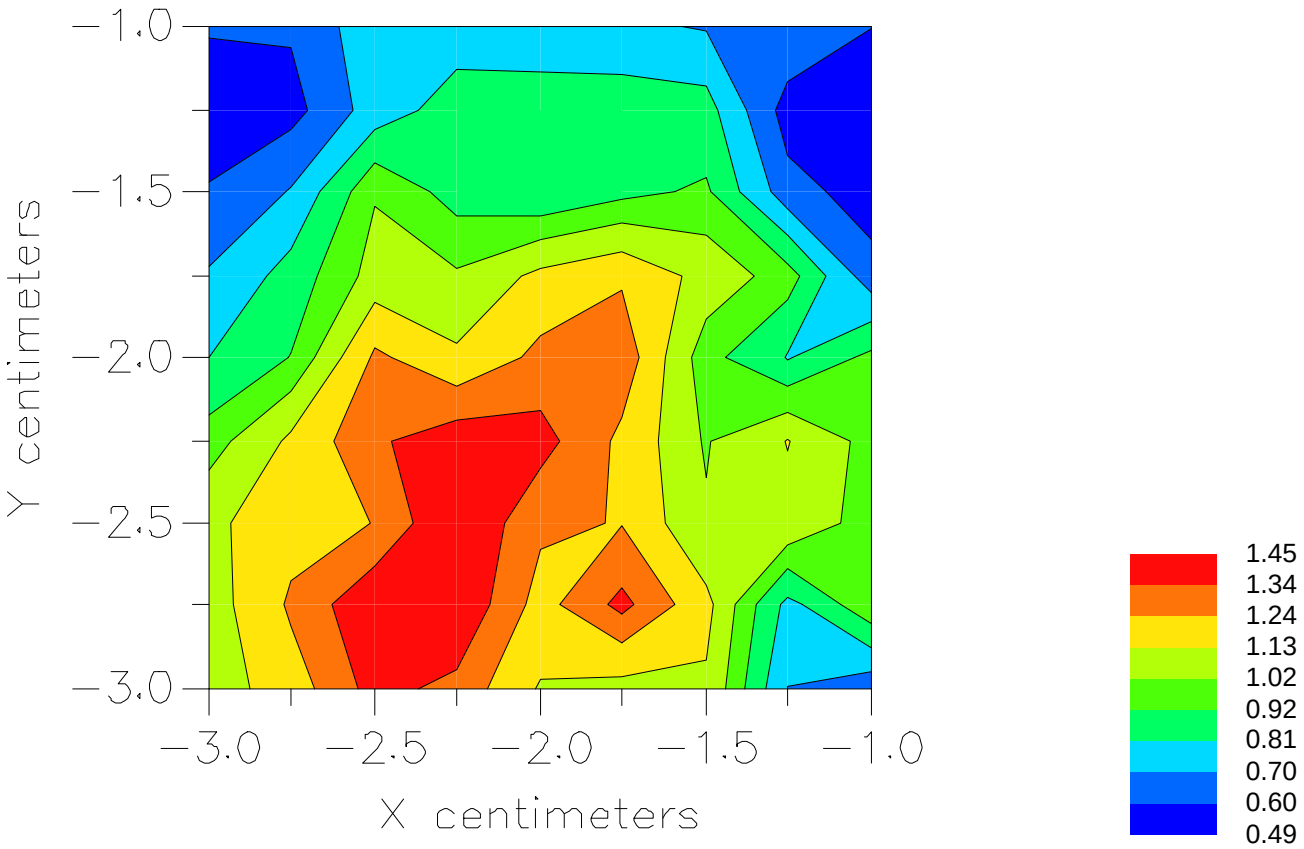

File : c:/idx3/SYSTEM/SARMEAS3/data/Normal/01081026_ZOOM.VLT
Start : 10-Aug-101 04:44:48 pm  End : 10-Aug-101 04:52:26 pm

Radio Type : SAMSUNG
Model Number : SPH-N300
Serial Number : 33
Frequency : 1908.75 MHz
Peak Trans. Pwr : 0.280 W
Start Trans. Pwr: 0.280 W
Antenna Type : Helical
Antenna Posn. : In
Phantom Type : Body
Phantom Posn. : Abdomen
Scan Type : ZOOM/SAR
Probe Name : PCTEST
Field Type : E Field
Orientation : 0 Degrees

Mixture Type = Muscle
Mixture Dielectric Constant = 54.200
Mixture Conductivity = 1.450

Comment :
SAMSUNG TRI-MODE PHONE - PCS MODE
CH 1175 Conducted 24.5 dBm
SAMSUNG TRI-MODE PHONE

Robot : PCTEST

Probe Offset = 0.25 cm
Sensor Factor = 0.0108
Conversion Factor = 1.378

PCTEST Amplifier Channel Settings : 0.245 0.231 0.224

Max Location : X = -1.750, Y = -2.500, Z = 0.000 (cm) Value = 9.147

Measured Values (volts) =

| | | | | | |
|---|---|---|---|---|---|
| 7.445E-003 | 6.072E-003 | 4.419E-003 | 3.539E-003 | 3.085E-003 | 2.574E-003 |
| 2.052E-003 | 1.583E-003 | 1.398E-003 | 1.174E-003 | 9.549E-004 | 8.142E-004 |
| 6.665E-004 | 5.812E-004 | 5.625E-004 | 3.873E-004 | 3.837E-004 | 3.842E-004 |
| 3.170E-004 | 2.791E-004 | 2.570E-004 | | | |

Calc. Voltage @ Surface (Vs) = 0.0097

Voltage @ 1.00 cm (Vt) = 0.0035

Ave. Voltage (Vs+Vt)/2 = 0.0066

Ave. SAR over 1 g (mW/g) = 0.8434

SAR Scan
File : 01081026_ZOOM
Start : 10-Aug-101 04:44:48 pm  End : 10-Aug-101 04:52:26 pm
SAMSUNG/SPH-N300/33;1908.75MHz;W;Helical/In;
Body/Abdomen;ZOOM/SAR;PCTEST/E Field/0 DegreesMuscle/54.200/1.450

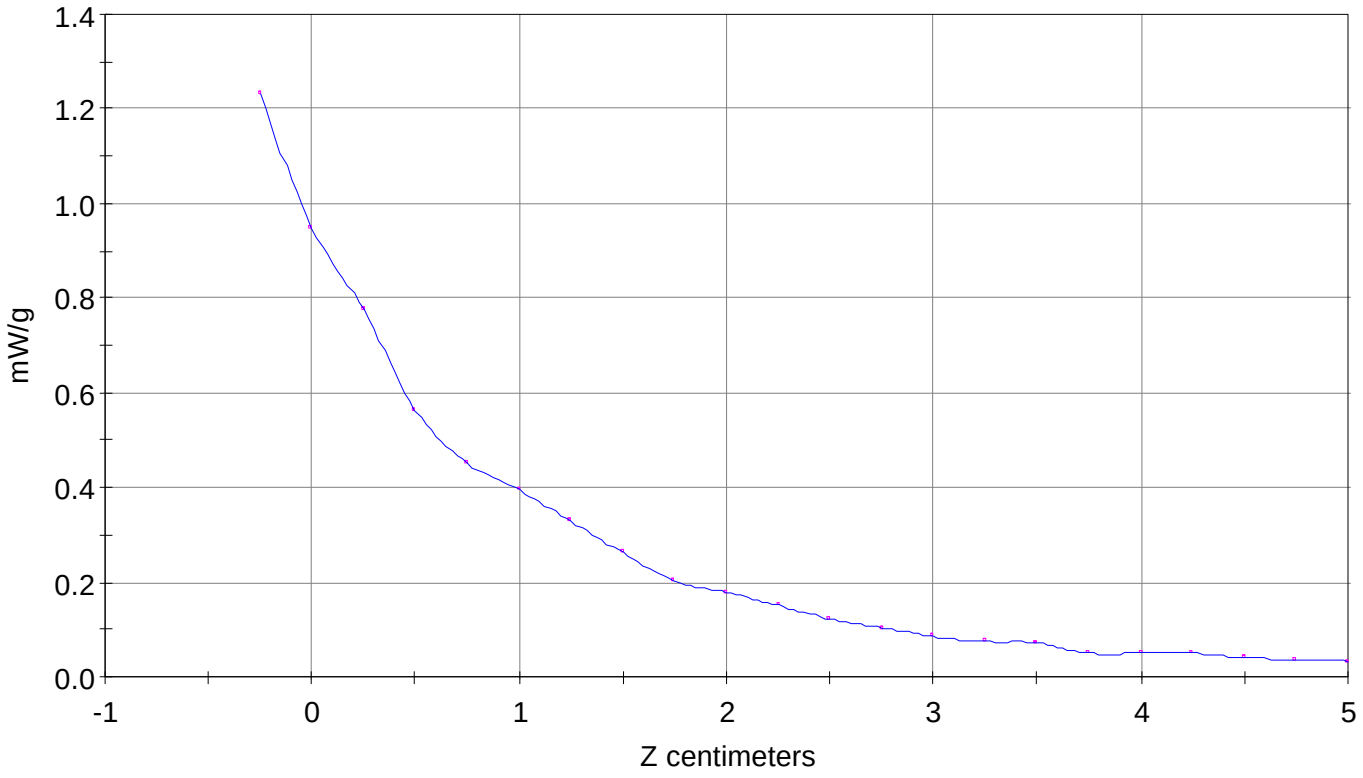

File : 01081026_ZOOM
Start : 10-Aug-101 04:44:48 pm  End : 10-Aug-101 04:52:26 pm
SAMSUNG/SPH-N300/33;1908.75MHz;W;Helical/In;
Body/Abdomen;ZOOM/SAR;PCTEST/E Field/0 DegreesMuscle/54.200/1.450

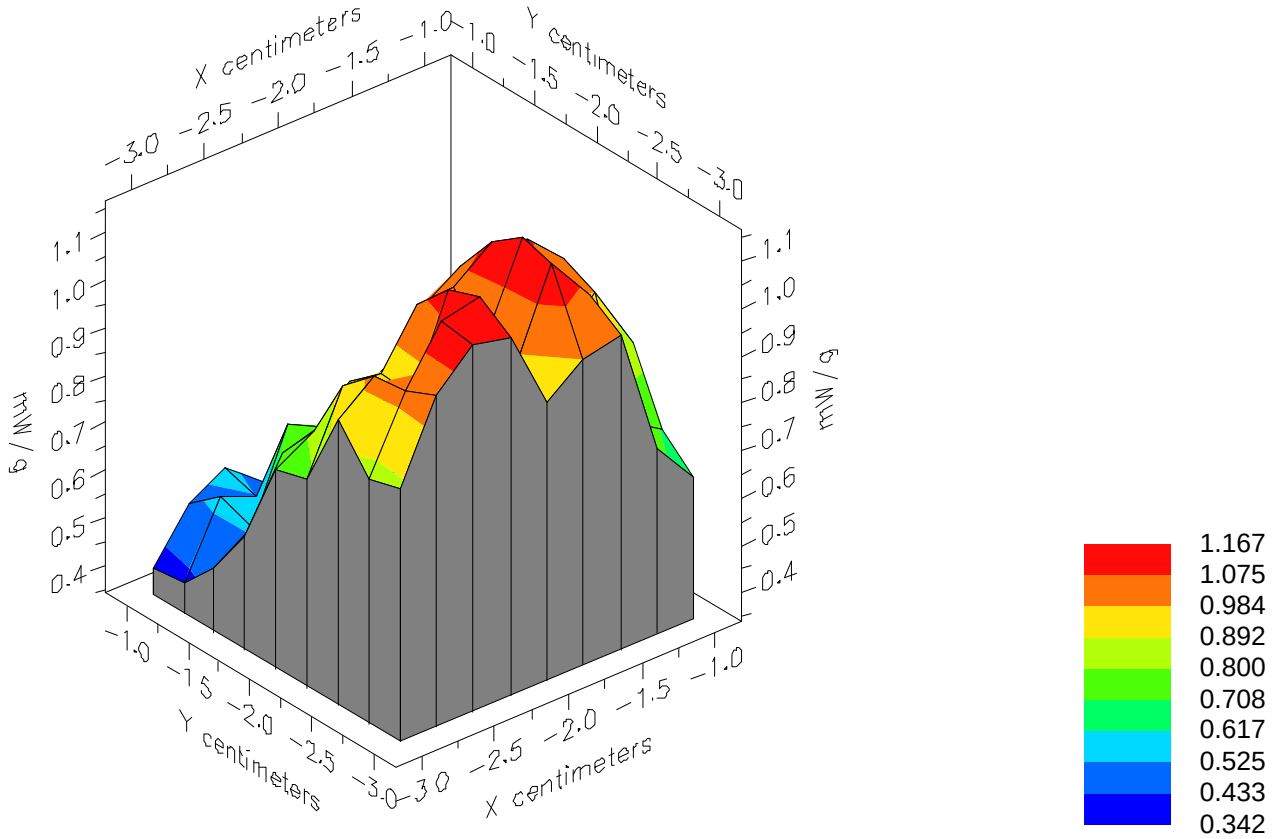

File : 01081026_ZOOM
Start : 10-Aug-101 04:44:48 pm  End : 10-Aug-101 04:52:26 pm
SAMSUNG/SPH-N300/33;1908.75MHz;W;Helical/In;
Body/Abdomen;ZOOM/SAR;PCTEST/E Field/0 DegreesMuscle/54.200/1.450

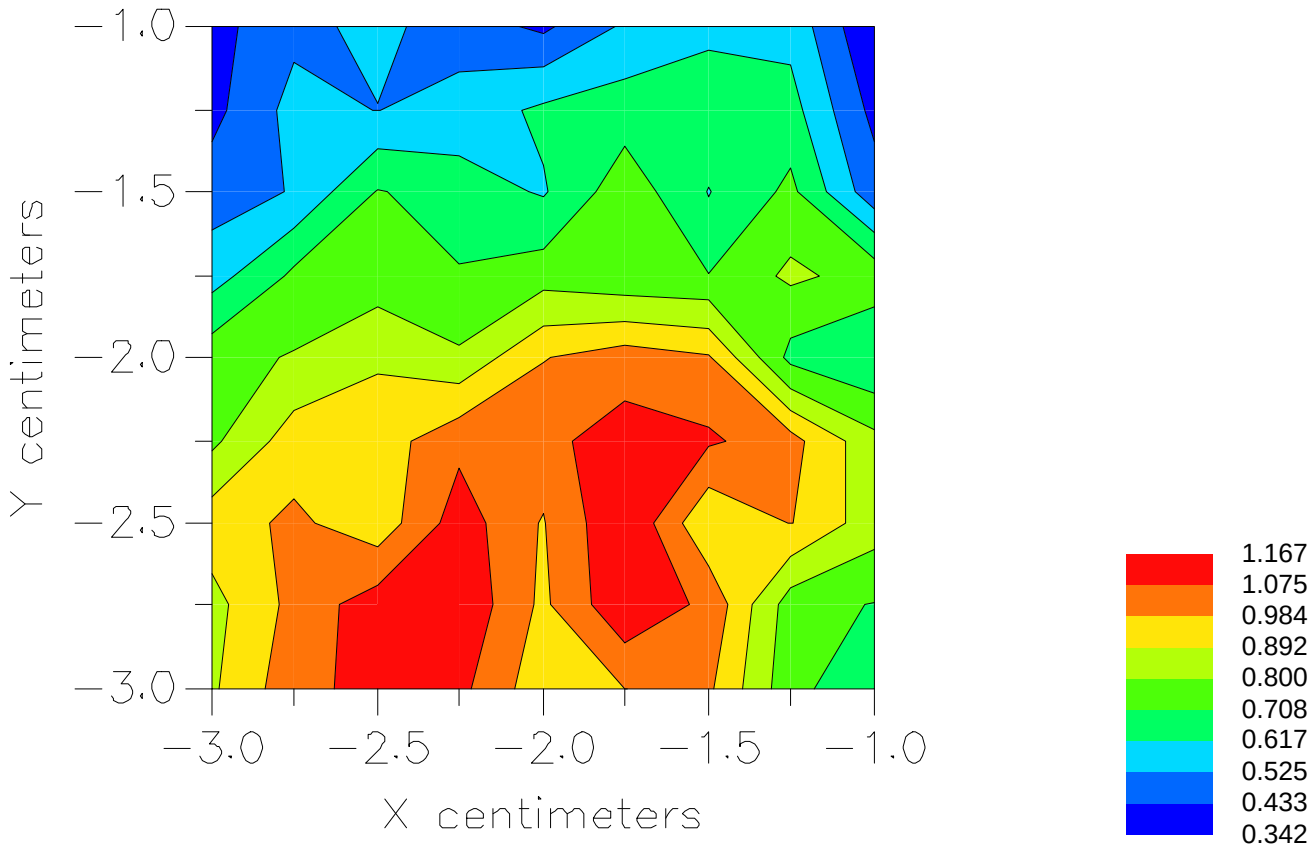

File : c:/idx3/SYSTEM/SARMEAS3/data/Normal/01081024_ZOOM.VLT
Start : 10-Aug-101 04:30:53 pm  End : 10-Aug-101 04:38:33 pm

Radio Type : SAMSUNG
Model Number : SPH-N300
Serial Number : 33
Frequency : 1908.75 MHz
Peak Trans. Pwr : 0.280 W
Start Trans. Pwr: 0.280 W
Antenna Type : Helical
Antenna Posn. : Out
Phantom Type : Body
Phantom Posn. : Abdomen
Scan Type : ZOOM/SAR
Probe Name : PCTEST
Field Type : E Field
Orientation : 0 Degrees

Mixture Type = Muscle
Mixture Dielectric Constant = 54.200
Mixture Conductivity = 1.450

Comment :
SAMSUNG TRI-MODE PHONE - PCS MODE
CH 1175 Conducted 24.5 dBm
SAMSUNG TRI-MODE PHONE

Robot : PCTEST

Probe Offset = 0.25 cm
Sensor Factor = 0.0108
Conversion Factor = 1.378

PCTEST Amplifier Channel Settings : 0.245 0.231 0.224

Max Location : X = -2.500, Y = -2.750, Z = 0.000 (cm) Value = 8.698

Measured Values (volts) =

| | | | | | |
|---|---|---|---|---|---|
| 7.612E-003 | 5.556E-003 | 4.252E-003 | 3.282E-003 | 2.768E-003 | 2.227E-003 |
| 1.744E-003 | 1.426E-003 | 1.133E-003 | 8.907E-004 | 7.276E-004 | 6.668E-004 |
| 5.231E-004 | 4.462E-004 | 3.594E-004 | 3.437E-004 | 3.328E-004 | 3.340E-004 |
| 2.451E-004 | 2.733E-004 | 2.458E-004 | | | |

Calc. Voltage @ Surface (Vs) = 0.0102

Voltage @ 1.00 cm (Vt) = 0.0033

Ave. Voltage (Vs+Vt)/2 = 0.0067

Ave. SAR over 1 g (mW/g) = 0.8593

SAR Scan
File : 01081024_ZOOM
Start : 10-Aug-101 04:30:53 pm  End : 10-Aug-101 04:38:33 pm
SAMSUNG/SPH-N300/33;1908.75MHz;W;Helical/Out;
Body/Abdomen;ZOOM/SAR;PCTEST/E Field/0 DegreesMuscle/54.200/1.450

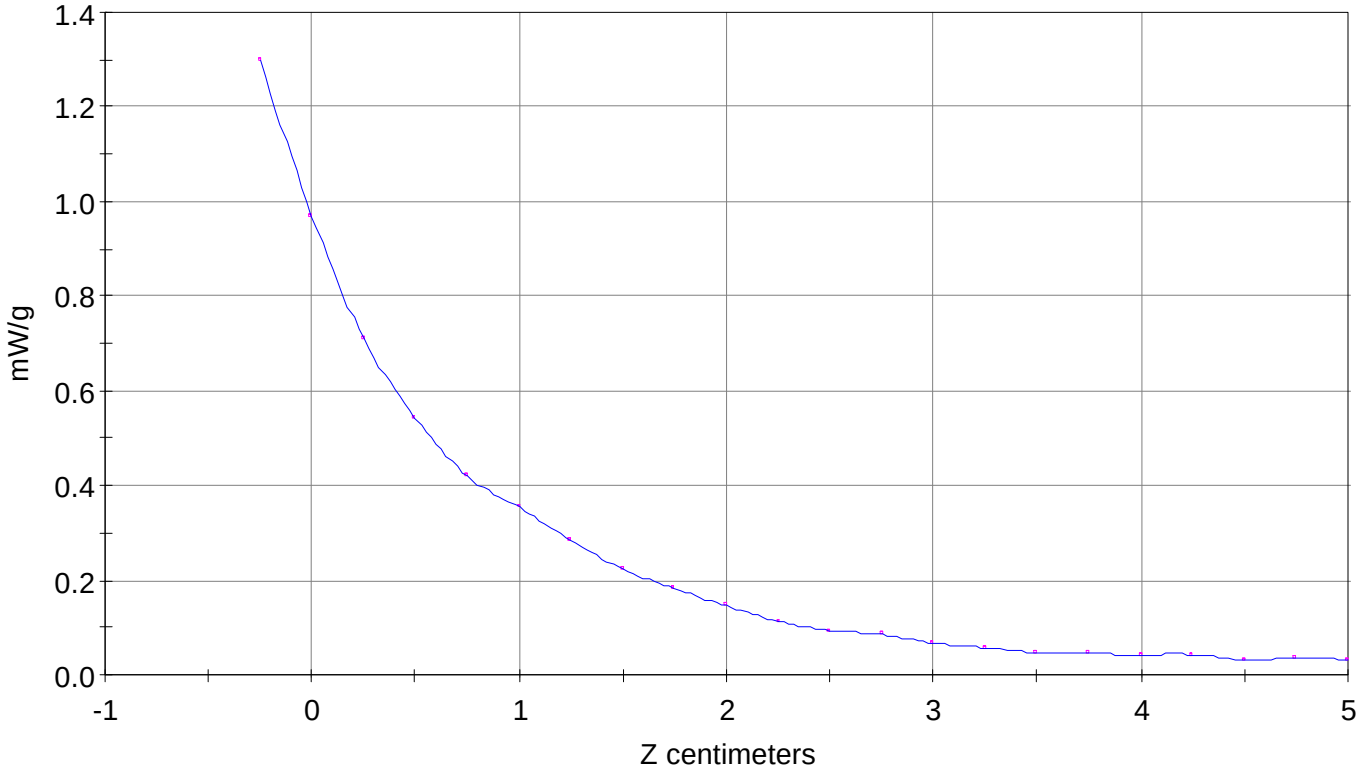

File : 01081024_ZOOM
Start : 10-Aug-101 04:30:53 pm  End : 10-Aug-101 04:38:33 pm
SAMSUNG/SPH-N300/33;1908.75MHz;W;Helical/Out;
Body/Abdomen;ZOOM/SAR;PCTEST/E Field/0 DegreesMuscle/54.200/1.450

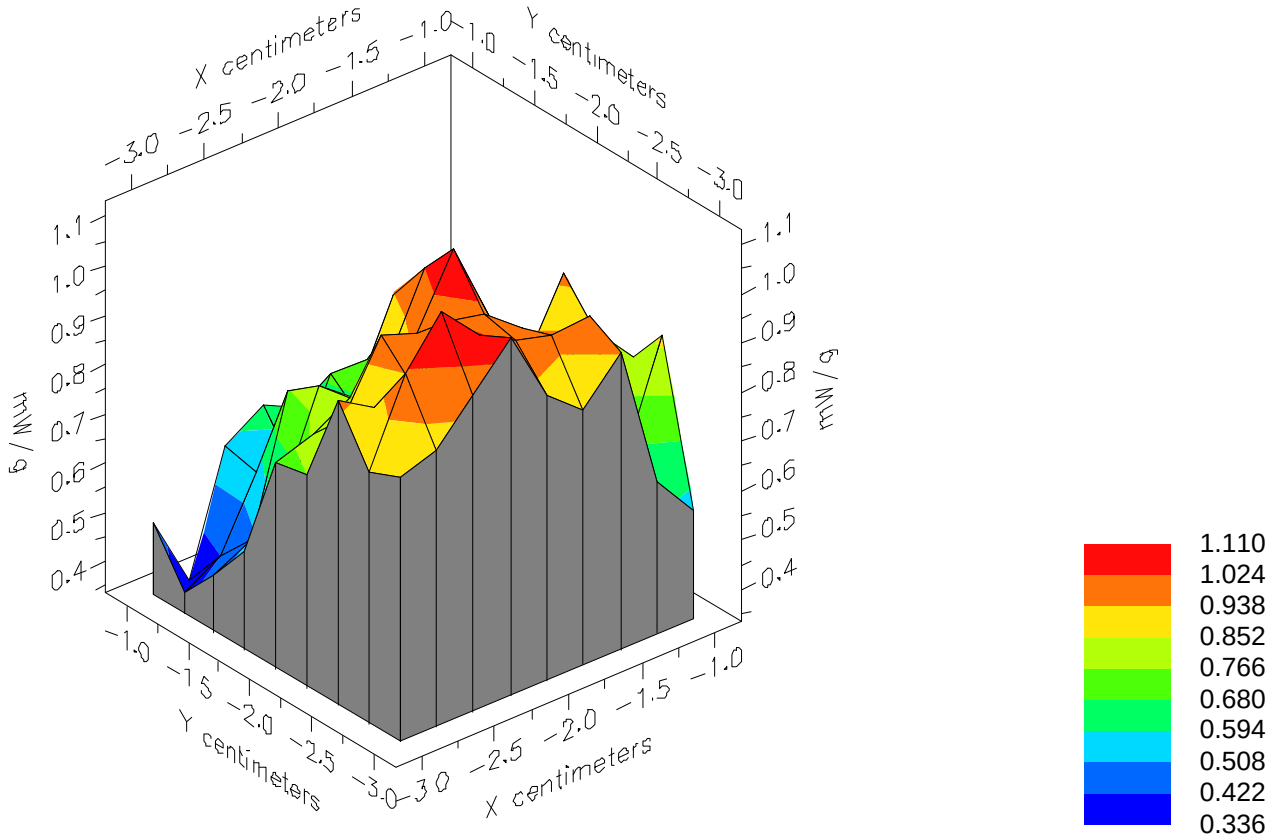
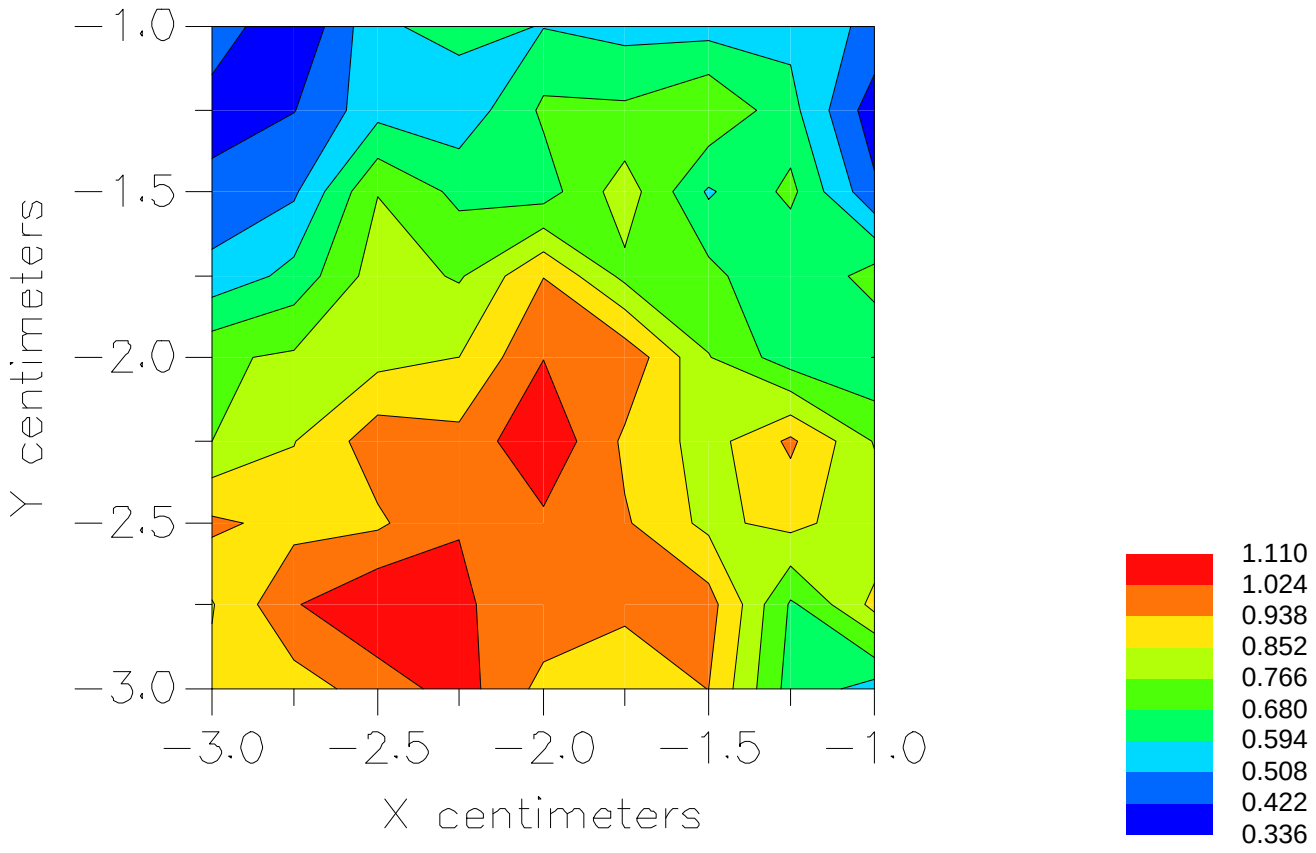
File : 01081024_ZOOM
Start : 10-Aug-101 04:30:53 pm  End : 10-Aug-101 04:38:33 pm
SAMSUNG/SPH-N300/33;1908.75MHz;W;Helical/Out;
Body/Abdomen;ZOOM/SAR;PCTEST/E Field/0 DegreesMuscle/54.200/1.450