APPENDIX O: INTERNAL PHOTOGRAPHS



PHOTOGRAPH 13: EUT TOP VIEW

PHOTOGRAPH 14: EUT BOTTOM VIEW



PHOTOGRAPH 15: EUT TOP VIEW OF THE BOARD WITHOUT SHIELD



PHOTOGRAPH 16: EUT SHOWING RF CONNECTOR TO ANTENNA