Ch.48(5 240 MHz)

Frequency [MHz]	(P)	Reading PK [dBuV]	Reading AV [dBuV]	c.f [dB(1/m)]	Level PK [dB(uV/m)]	Level AV [dB(uV/m)]	Duty Cycle Factor [dB]	Limit PK [dB(uV/m)]	Limit AV [dB(uV/m)]	Margin PK [dB]	Margin AV [dB]
10 479.01	H	45.9	-----	6.9	52.8	-----	-----	74.0	-----	21.2	-----
10 482.89	H	-----	35.6	6.9	-----	42.5	0.1	-----	54.0	-----	11.4
10 473.94	V	49.5	-----	6.9	56.4	-----	-----	74.0	-----	17.6	-----
10 476.14	V	-----	35.7	6.9	-----	42.6	0.1	-----	54.0	-----	11.3
15 698.03	H	47.9	-----	11.2	59.1	-----	-----	74.0	-----	14.9	-----
15 683.81	H	-----	36.8	11.2	-----	48.0	0.1	-----	54.0	-----	5.9
15 723.71	V	50.3	-----	11.2	61.5	-----	-----	74.0	-----	12.5	-----
15 722.22	V	-----	37.4	11.2	-----	48.6	0.1	-----	54.0	-----	5.3

Ch.52(5 260 MHz)

Frequency [MHz]	(P)	Reading PK [dBuV]	Reading AV [dBuV]	c.f [dB(1/m)]	Level PK [dB(uV/m)]	Level AV [dB(uV/m)]	Duty Cycle Factor [dB]	Limit PK [dB(uV/m)]	Limit AV [dB(uV/m)]	Margin PK [dB]	Margin AV [dB]
10 513.09	H	47.2	-----	7.0	54.2	-----	-----	74.0	-----	19.8	-----
10 523.56	H	-----	36.2	7.0	-----	43.2	0.1	-----	54.0	-----	10.7
10 523.05	V	52.5	-----	7.0	59.5	-----	-----	74.0	-----	14.5	-----
10 514.78	V	-----	36.7	7.0	-----	43.7	0.1	-----	54.0	-----	10.2
15 767.36	H	48.5	-----	11.2	59.7	-----	-----	74.0	-----	14.3	-----
15 709.00	H	-----	36.8	11.2	-----	48.0	0.1	-----	54.0	-----	5.9
15 776.33	V	54.8	-----	11.2	66.0	-----	-----	74.0	-----	8.0	-----
15 781.07	V	-----	40.5	11.2	-----	51.7	0.1	-----	54.0	-----	2.2

Ch.60(5 300 MHz)

Frequency [MHz]	(P)	Reading PK [dBuV]	Reading AV [dBuV]	c.f [dB(1/m)]	Level PK [dB(uV/m)]	Level AV [dB(uV/m)]	Duty Cycle Factor [dB]	Limit PK [dB(uV/m)]	Limit AV [dB(uV/m)]	Margin PK [dB]	Margin AV [dB]
10 598.82	H	46.6	-----	7.2	53.8	-----	-----	74.0	-----	20.2	-----
10 603.38	H	-----	36.0	7.2	-----	43.2	0.1	-----	54.0	-----	10.7
10 602.19	V	49.9	-----	7.2	57.1	-----	-----	74.0	-----	16.9	-----
10 600.67	V	-----	37.3	7.2	-----	44.5	0.1	-----	54.0	-----	9.4
15 880.07	H	49.6	-----	11.5	61.1	-----	-----	74.0	-----	12.9	-----
15 897.03	H	-----	36.9	11.5	-----	48.4	0.1	-----	54.0	-----	5.5
15 900.27	V	52.1	-----	11.5	63.6	-----	-----	74.0	-----	10.4	-----
15 898.78	V	-----	40.0	11.5	-----	51.5	0.1	-----	54.0	-----	2.4

Ch.64(5 320 MHz)

Frequency [MHz]	(P)	Reading PK [dBuV]	Reading AV [dBuV]	c.f [dB(1/m)]	Level PK [dB(uV/m)]	Level AV [dB(uV/m)]	Duty Cycle Factor [dB]	Limit PK [dB(uV/m)]	Limit AV [dB(uV/m)]	Margin PK [dB]	Margin AV [dB]
10 639.32	H	46.9	-----	7.2	54.1	-----	-----	74.0	-----	19.9	-----
10 639.32	H	-----	37.1	7.2	-----	44.3	0.1	-----	54.0	-----	9.6
10 638.81	V	50.6	-----	7.2	57.8	-----	-----	74.0	-----	16.2	-----
10 641.01	V	-----	36.9	7.2	-----	44.1	0.1	-----	54.0	-----	9.8
16 007.00	H	47.5	-----	11.7	59.2	-----	-----	74.0	-----	14.8	-----
16 012.24	H	-----	36.6	11.7	-----	48.3	0.1	-----	54.0	-----	5.6
15 955.13	V	51.2	-----	11.6	62.8	-----	-----	74.0	-----	11.2	-----
15 958.38	V	-----	38.4	11.6	-----	50.0	0.1	-----	54.0	-----	3.9

Ch.100(5 500 MHz)

Frequency [MHz]	(P)	Reading PK [dBuV]	Reading AV [dBuV]	c.f [dB(1/m)]	Level PK [dB(uV/m)]	Level AV [dB(uV/m)]	Duty Cycle Factor [dB]	Limit PK [dB(uV/m)]	Limit AV [dB(uV/m)]	Margin PK [dB]	Margin AV [dB]
11 008.21	H	47.8	-----	7.6	55.4	-----	-----	74.0	-----	18.6	-----
10 998.25	H	-----	36.8	7.6	-----	44.4	0.1	-----	54.0	-----	9.5
11 007.03	V	50.2	-----	7.6	57.8	-----	-----	74.0	-----	16.2	-----
11 007.53	V	-----	36.0	7.6	-----	43.6	0.1	-----	54.0	-----	10.3

Ch.120(5 600 MHz)

Frequency [MHz]	(P)	Reading PK [dBuV]	Reading AV [dBuV]	c.f [dB(1/m)]	Level PK [dB(uV/m)]	Level AV [dB(uV/m)]	Duty Cycle Factor [dB]	Limit PK [dB(uV/m)]	Limit AV [dB(uV/m)]	Margin PK [dB]	Margin AV [dB]
11 201.59	H	48.1	-----	7.9	56.0	-----	-----	74.0	-----	18.0	-----
11 201.42	H	-----	37.6	7.9	-----	45.5	0.1	-----	54.0	-----	8.4
11 201.59	V	49.2	-----	7.9	57.1	-----	-----	74.0	-----	16.9	-----
11 201.09	V	-----	36.0	7.9	-----	43.9	0.1	-----	54.0	-----	10.0
16 819.47	H	46.3	-----	14.4	60.7	-----	-----	74.0	-----	13.3	-----
16 824.21	H	-----	34.8	14.4	-----	49.2	0.1	-----	54.0	-----	4.7
16 810.49	V	47.4	-----	14.3	61.7	-----	-----	74.0	-----	12.3	-----
16 810.99	V	-----	34.7	14.3	-----	49.0	0.1	-----	54.0	-----	4.9

Ch.144(5 720 MHz)

Frequency [MHz]	(P)	Reading PK [dBuV]	Reading AV [dBuV]	c.f [dB(1/m)]	Level PK [dB(uV/m)]	Level AV [dB(uV/m)]	Duty Cycle Factor [dB]	Limit PK [dB(uV/m)]	Limit AV [dB(uV/m)]	Margin PK [dB]	Margin AV [dB]
11 436.33	H	48.6	-----	8.5	57.1	-----	-----	74.0	-----	16.9	-----
11 441.22	H	-----	37.2	8.5	-----	45.7	0.1	-----	54.0	-----	8.2
11 437.51	V	51.9	-----	8.5	60.4	-----	-----	74.0	-----	13.6	-----
11 441.56	V	-----	36.9	8.5	-----	45.4	0.1	-----	54.0	-----	8.5
17 166.60	H	45.0	-----	14.1	59.1	-----	-----	74.0	-----	14.9	-----
17 155.13	H	-----	34.2	14.2	-----	48.4	0.1	-----	54.0	-----	5.5
17 154.13	V	46.2	-----	14.2	60.4	-----	-----	74.0	-----	13.6	-----
17 163.86	V	-----	33.4	14.2	-----	47.6	0.1	-----	54.0	-----	6.3

Ch.149(5 745 MHz)

Frequency [MHz]	(P)	Reading PK [dBuV]	Reading AV [dBuV]	c.f [dB(1/m)]	Level PK [dB(uV/m)]	Level AV [dB(uV/m)]	Duty Cycle Factor [dB]	Limit PK [dB(uV/m)]	Limit AV [dB(uV/m)]	Margin PK [dB]	Margin AV [dB]
The emissions above 1 GHz were 20 dB lower than the limit.											

Ch.157(5 785 MHz)

Frequency [MHz]	(P)	Reading PK [dBuV]	Reading AV [dBuV]	c.f [dB(1/m)]	Level PK [dB(uV/m)]	Level AV [dB(uV/m)]	Duty Cycle Factor [dB]	Limit PK [dB(uV/m)]	Limit AV [dB(uV/m)]	Margin PK [dB]	Margin AV [dB]
11 566.26	H	50.1	-----	8.5	58.6	-----	-----	74.0	-----	15.4	-----
11 566.09	H	-----	37.3	8.5	-----	45.8	0.1	-----	54.0	-----	8.1
11 566.43	V	52.9	-----	8.5	61.4	-----	-----	74.0	-----	12.6	-----
11 566.60	V	-----	39.1	8.5	-----	47.6	0.1	-----	54.0	-----	6.3

Ch.165(5 825 MHz)

Frequency [MHz]	(P)	Reading PK [dBuV]	Reading AV [dBuV]	c.f [dB(1/m)]	Level PK [dB(uV/m)]	Level AV [dB(uV/m)]	Duty Cycle Factor [dB]	Limit PK [dB(uV/m)]	Limit AV [dB(uV/m)]	Margin PK [dB]	Margin AV [dB]
11 647.43	H	48.4	-----	8.5	56.9	-----	-----	74.0	-----	17.1	-----
11 651.14	H	-----	37.4	8.6	-----	46.0	0.1	-----	54.0	-----	7.9
11 651.48	V	53.4	-----	8.6	62.0	-----	-----	74.0	-----	12.0	-----
11 646.76	V	-----	38.3	8.5	-----	46.8	0.1	-----	54.0	-----	7.1
17 489.29	H	46.2	-----	13.5	59.7	-----	-----	74.0	-----	14.3	-----
17 475.32	H	-----	35.3	13.5	-----	48.8	0.1	-----	54.0	-----	5.1
17 475.32	V	48.8	-----	13.5	62.3	-----	-----	74.0	-----	11.7	-----
17 470.09	V	-----	34.1	13.5	-----	47.6	0.1	-----	54.0	-----	6.3

Remarks

1. The unwanted emission was measured in the following position: EUT stand-up position(Z axis), lie-down positon(X,Y axis). The worst emission was found in lie-down positon(X axis) and the worst case was recorded.
2. Peak Result = Reading + c.f(Correction factor)
   Average Result = Reading + c.f(Correction factor) + Duty Cycle Factor
3. Correction factor = Antenna factor + Cable loss - Amp Gain

Worst Case Mode :	802.11a
Worst Case Transfer Rate :	6 Mbps
Distance of Measurements :	3 Meters
Operating Frequency :	5 180 MHz
Channel :	36

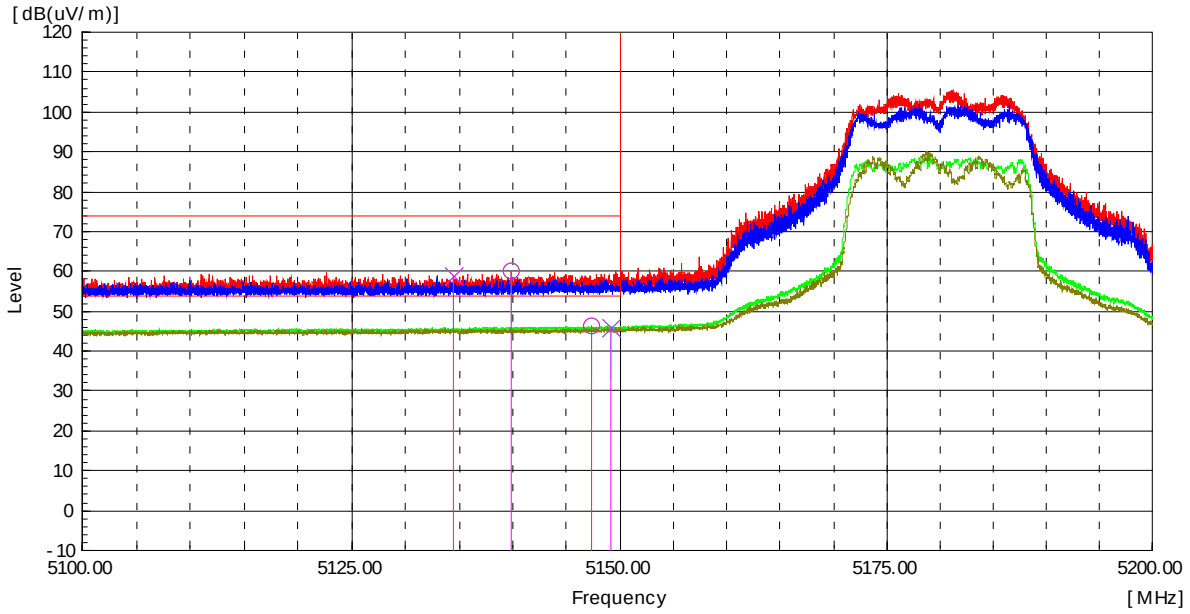

Frequency [MHz]	(P)	Reading PK [dBuV]	Reading AV [dBuV]	c.f [dB(1/m)]	Level PK [dB(uV/m)]	Level AV [dB(uV/m)]	Duty Cycle Factor [dB]	Limit PK [dB(uV/m)]	Limit AV [dB(uV/m)]	Margin PK [dB]	Margin AV [dB]
5 139.83	H	58.8	-----	1.4	60.2	-----	-----	74.0	-----	13.8	-----
5 147.38	H	-----	44.9	1.4	-----	46.3	0.1	-----	54.0	-----	7.6
5 134.41	V	57.7	-----	1.4	59.1	-----	-----	74.0	-----	14.9	-----
5 149.14	V	-----	44.5	1.4	-----	45.9	0.1	-----	54.0	-----	8.0

Radiated Restricted Band Edge Plot

Worst Case Mode :	802.11a
Worst Case Transfer Rate :	6 Mbps
Distance of Measurements :	3 Meters
Operating Frequency :	5 320 MHz
Channel :	64

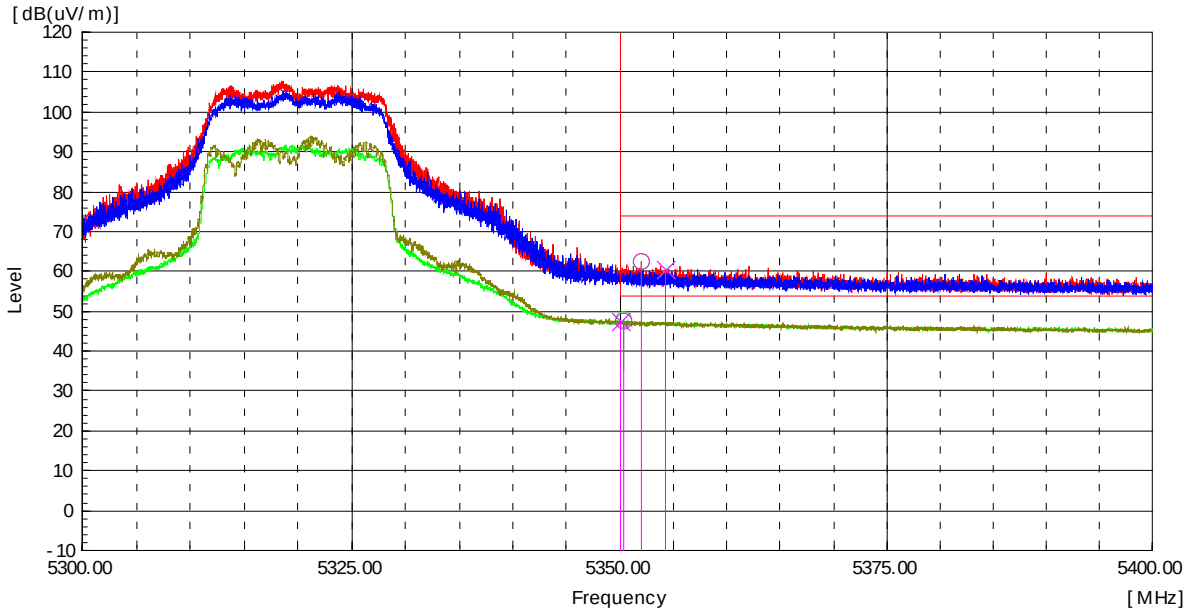

Frequency [MHz]	(P)	Reading PK [dBuV]	Reading AV [dBuV]	c.f [dB(1/m)]	Level PK [dB(uV/m)]	Level AV [dB(uV/m)]	Duty Cycle Factor [dB]	Limit PK [dB(uV/m)]	Limit AV [dB(uV/m)]	Margin PK [dB]	Margin AV [dB]
5 352.03	H	60.3	-----	2.1	62.4	-----	-----	74.0	-----	11.6	-----
5 350.41	H	-----	45.6	2.1	-----	47.7	0.1	-----	54.0	-----	6.2
5 354.30	V	58.3	-----	2.1	60.4	-----	-----	74.0	-----	13.6	-----
5 350.04	V	-----	45.5	2.1	-----	47.6	0.1	-----	54.0	-----	6.3

Radiated Restricted Band Edge Plot

Worst Case Mode :	802.11a
Worst Case Transfer Rate :	6 Mbps
Distance of Measurements :	3 Meters
Operating Frequency :	5 500 MHz
Channel :	100

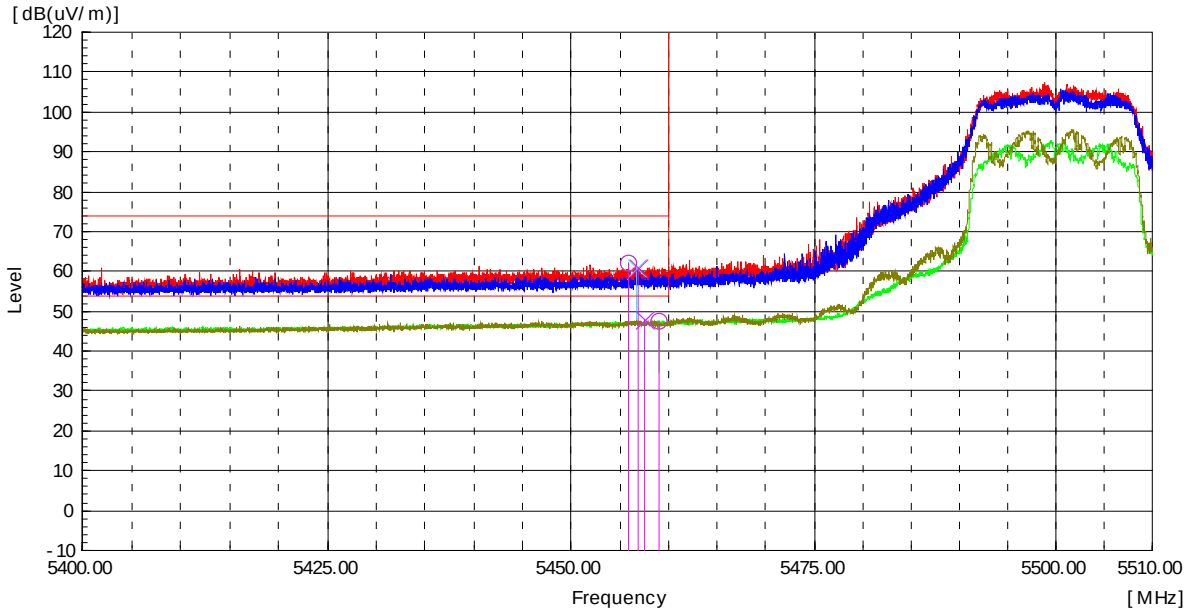

Frequency [MHz]	(P)	Reading PK [dBuV]	Reading AV [dBuV]	c.f [dB(1/m)]	Level PK [dB(uV/m)]	Level AV [dB(uV/m)]	Duty Cycle Factor [dB]	Limit PK [dB(uV/m)]	Limit AV [dB(uV/m)]	Margin PK [dB]	Margin AV [dB]
5 455.94	H	59.9	-----	2.0	61.9	-----	-----	74.0	-----	12.1	-----
5 459.06	H	-----	45.7	2.0	-----	47.7	0.1	-----	54.0	-----	6.2
5 456.79	V	58.9	-----	2.0	60.9	-----	-----	74.0	-----	13.1	-----
5 457.54	V	-----	45.8	2.0	-----	47.8	0.1	-----	54.0	-----	6.1

Radiated Restricted Band Edge Plot

Worst Case Mode :	802.11a
Worst Case Transfer Rate :	6 Mbps
Distance of Measurements :	3 Meters
Operating Frequency :	5 745 MHz
Channel :	149

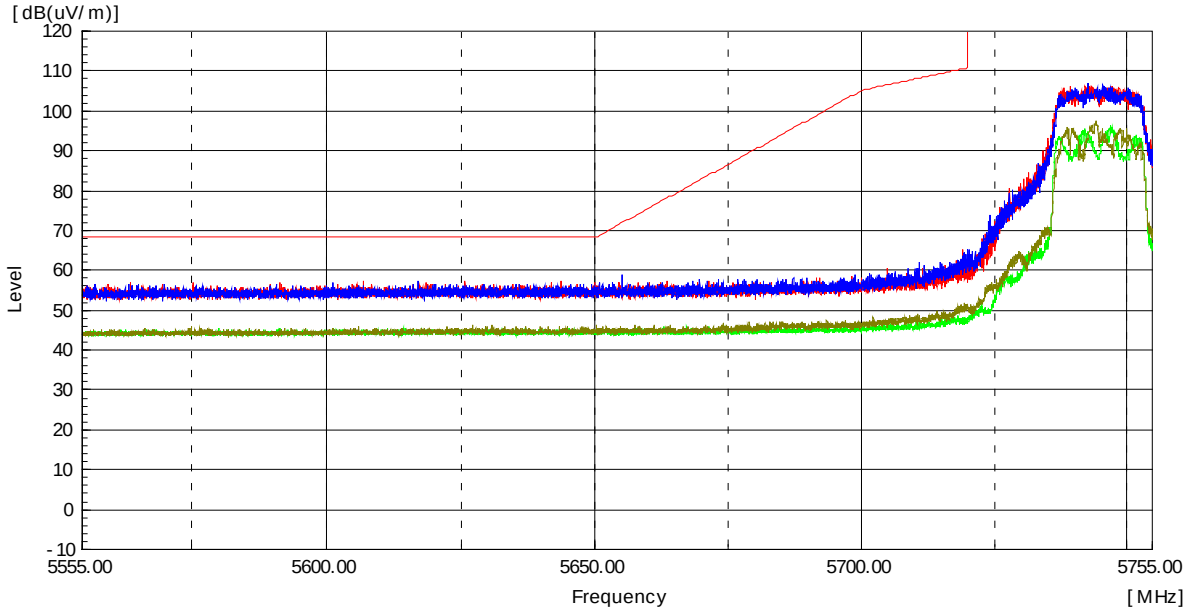

Frequency [MHz]	(P)	Reading PK [dBuV]	Reading AV [dBuV]	c.f [dB(1/m)]	Level PK [dB(uV/m)]	Level AV [dB(uV/m)]	Duty Cycle Factor [dB]	Limit PK [dB(uV/m)]	Limit AV [dB(uV/m)]	Margin PK [dB]	Margin AV [dB]
The emissions above 1 GHz were 20 dB lower than the limit.											

Radiated Restricted Band Edge Plot

Worst Case Mode :	802.11a
Worst Case Transfer Rate :	6 Mbps
Distance of Measurements :	3 Meters
Operating Frequency :	5 825 MHz
Channel :	165

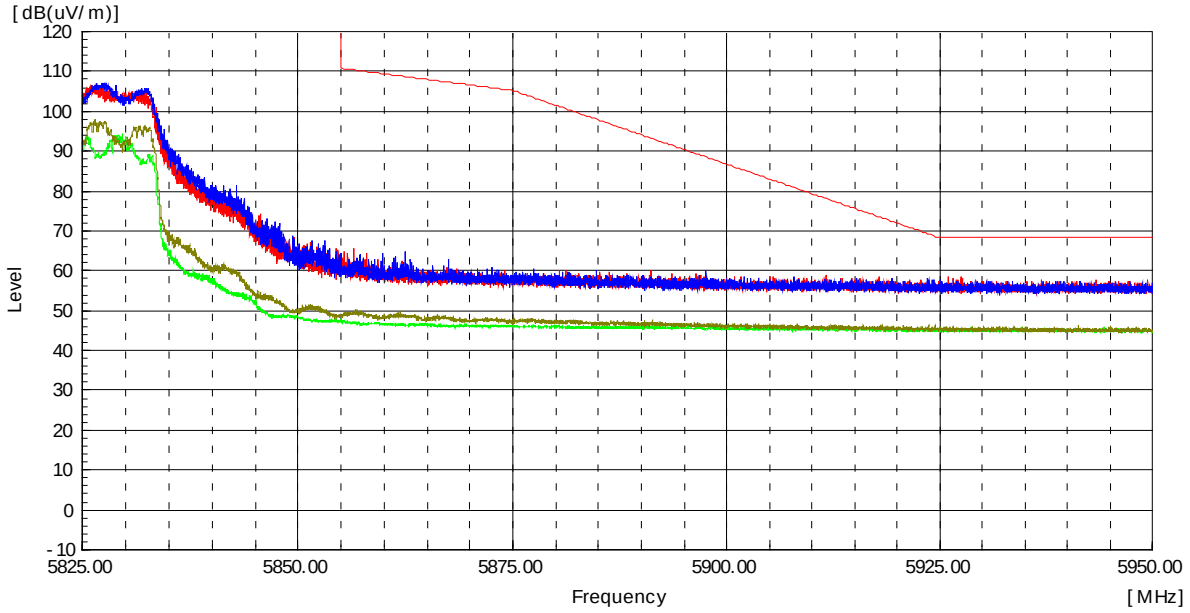

Frequency [MHz]	(P)	Reading PK [dBuV]	Reading AV [dBuV]	c.f [dB(1/m)]	Level PK [dB(uV/m)]	Level AV [dB(uV/m)]	Duty Cycle Factor [dB]	Limit PK [dB(uV/m)]	Limit AV [dB(uV/m)]	Margin PK [dB]	Margin AV [dB]

The emissions above 1 GHz were 20 dB lower than the limit.

Radiated Restricted Band Edge Plot

Test mode : Transmitter, 802.11n_HT20

The requirements are:
☒ Complies

Test Data

Ch.36(5 180 MHz)

Frequency [MHz]	(P)	Reading PK [dBuV]	Reading AV [dBuV]	c.f [dB(1/m)]	Level PK [dB(uV/m)]	Level AV [dB(uV/m)]	Duty Cycle Factor [dB]	Limit PK [dB(uV/m)]	Limit AV [dB(uV/m)]	Margin PK [dB]	Margin AV [dB]
10 351.94	H	46.7	-----	6.6	53.3	-----	-----	74.0	-----	20.7	-----
10 362.23	H	-----	35.8	6.7	-----	42.5	0.1	-----	54.0	-----	11.4
10 366.11	V	47.3	-----	6.7	54.0	-----	-----	74.0	-----	20.0	-----
10 357.51	V	-----	35.5	6.7	-----	42.2	0.1	-----	54.0	-----	11.7
15 524.96	H	47.7	-----	11.2	58.9	-----	-----	74.0	-----	15.1	-----
15 569.35	H	-----	37.6	11.0	-----	48.6	0.1	-----	54.0	-----	5.3
15 542.17	V	50.9	-----	11.1	62.0	-----	-----	74.0	-----	12.0	-----
15 536.43	V	-----	37.4	11.1	-----	48.5	0.1	-----	54.0	-----	5.4

Ch.40(5 200 MHz)

Frequency [MHz]	(P)	Reading PK [dBuV]	Reading AV [dBuV]	c.f [dB(1/m)]	Level PK [dB(uV/m)]	Level AV [dB(uV/m)]	Duty Cycle Factor [dB]	Limit PK [dB(uV/m)]	Limit AV [dB(uV/m)]	Margin PK [dB]	Margin AV [dB]
10 396.66	H	46.5	-----	6.7	53.2	-----	-----	74.0	-----	20.8	-----
10 442.56	H	-----	35.3	6.9	-----	42.2	0.1	-----	54.0	-----	11.7
10 406.11	V	48.5	-----	6.7	55.2	-----	-----	74.0	-----	18.8	-----
10 405.26	V	-----	35.7	6.7	-----	42.4	0.1	-----	54.0	-----	11.5
15 599.03	H	48.5	-----	11.1	59.6	-----	-----	74.0	-----	14.4	-----
15 621.97	H	-----	37.0	11.1	-----	48.1	0.1	-----	54.0	-----	5.8
15 594.54	V	52.5	-----	11.0	63.5	-----	-----	74.0	-----	10.5	-----
15 602.52	V	-----	37.5	11.1	-----	48.6	0.1	-----	54.0	-----	5.3

Ch.48(5 240 MHz)

Frequency [MHz]	(P)	Reading PK [dBuV]	Reading AV [dBuV]	c.f [dB(1/m)]	Level PK [dB(uV/m)]	Level AV [dB(uV/m)]	Duty Cycle Factor [dB]	Limit PK [dB(uV/m)]	Limit AV [dB(uV/m)]	Margin PK [dB]	Margin AV [dB]
10 536.38	H	46.2	-----	7.1	53.3	-----	-----	74.0	-----	20.7	-----
10 482.21	H	-----	35.9	6.9	-----	42.8	0.1	-----	54.0	-----	11.1
10 479.17	V	48.7	-----	6.9	55.6	-----	-----	74.0	-----	18.4	-----
10 482.72	V	-----	36.2	6.9	-----	43.1	0.1	-----	54.0	-----	10.8
15 772.59	H	48.3	-----	11.2	59.5	-----	-----	74.0	-----	14.5	-----
15 732.69	H	-----	37.5	11.2	-----	48.7	0.1	-----	54.0	-----	5.2
15 723.46	V	50.4	-----	11.2	61.6	-----	-----	74.0	-----	12.4	-----
15 722.72	V	-----	37.8	11.2	-----	49.0	0.1	-----	54.0	-----	4.9

Ch.52(5 260 MHz)

Frequency [MHz]	(P)	Reading PK [dBuV]	Reading AV [dBuV]	c.f [dB(1/m)]	Level PK [dB(uV/m)]	Level AV [dB(uV/m)]	Duty Cycle Factor [dB]	Limit PK [dB(uV/m)]	Limit AV [dB(uV/m)]	Margin PK [dB]	Margin AV [dB]
10 464.49	H	47.0	-----	6.9	53.9	-----	-----	74.0	-----	20.1	-----
10 522.04	H	-----	35.9	7.0	-----	42.9	0.1	-----	54.0	-----	11.0
10 521.03	V	50.7	-----	7.0	57.7	-----	-----	74.0	-----	16.3	-----
10 520.52	V	-----	36.3	7.0	-----	43.3	0.1	-----	54.0	-----	10.6
15 815.73	H	48.2	-----	11.2	59.4	-----	-----	74.0	-----	14.6	-----
15 789.55	H	-----	37.4	11.2	-----	48.6	0.1	-----	54.0	-----	5.3
15 782.32	V	54.0	-----	11.2	65.2	-----	-----	74.0	-----	8.8	-----
15 782.82	V	-----	39.5	11.2	-----	50.7	0.1	-----	54.0	-----	3.2

Ch.60(5 300 MHz)

Frequency [MHz]	(P)	Reading PK [dBuV]	Reading AV [dBuV]	c.f [dB(1/m)]	Level PK [dB(uV/m)]	Level AV [dB(uV/m)]	Duty Cycle Factor [dB]	Limit PK [dB(uV/m)]	Limit AV [dB(uV/m)]	Margin PK [dB]	Margin AV [dB]
10 596.29	H	48.1	-----	7.2	55.3	-----	-----	74.0	-----	18.7	-----
10 596.79	H	-----	37.2	7.2	-----	44.4	0.1	-----	54.0	-----	9.5
10 601.35	V	51.6	-----	7.2	58.8	-----	-----	74.0	-----	15.2	-----
10 595.95	V	-----	36.6	7.2	-----	43.8	0.1	-----	54.0	-----	10.1
15 899.03	H	48.6	-----	11.5	60.1	-----	-----	74.0	-----	13.9	-----
15 892.29	H	-----	37.0	11.5	-----	48.5	0.1	-----	54.0	-----	5.4
15 899.52	V	51.4	-----	11.5	62.9	-----	-----	74.0	-----	11.1	-----
15 891.79	V	-----	38.6	11.5	-----	50.1	0.1	-----	54.0	-----	3.8

Ch.64(5 320 MHz)

Frequency [MHz]	(P)	Reading PK [dBuV]	Reading AV [dBuV]	c.f [dB(1/m)]	Level PK [dB(uV/m)]	Level AV [dB(uV/m)]	Duty Cycle Factor [dB]	Limit PK [dB(uV/m)]	Limit AV [dB(uV/m)]	Margin PK [dB]	Margin AV [dB]
10 639.15	H	47.2	-----	7.2	54.4	-----	-----	74.0	-----	19.6	-----
10 638.47	H	-----	36.4	7.2	-----	43.6	0.1	-----	54.0	-----	10.3
10 641.01	V	50.9	-----	7.2	58.1	-----	-----	74.0	-----	15.9	-----
10 638.64	V	-----	37.0	7.2	-----	44.2	0.1	-----	54.0	-----	9.7
15 913.49	H	49.7	-----	11.5	61.2	-----	-----	74.0	-----	12.8	-----
16 028.20	H	-----	37.0	11.7	-----	48.7	0.1	-----	54.0	-----	5.2
15 959.62	V	51.7	-----	11.6	63.3	-----	-----	74.0	-----	10.7	-----
15 959.62	V	-----	38.8	11.6	-----	50.4	0.1	-----	54.0	-----	3.5

Ch.100(5 500 MHz)

Frequency [MHz]	(P)	Reading PK [dBuV]	Reading AV [dBuV]	c.f [dB(1/m)]	Level PK [dB(uV/m)]	Level AV [dB(uV/m)]	Duty Cycle Factor [dB]	Limit PK [dB(uV/m)]	Limit AV [dB(uV/m)]	Margin PK [dB]	Margin AV [dB]
10 999.60	H	48.7	-----	7.6	56.3	-----	-----	74.0	-----	17.7	-----
11 001.46	H	-----	37.2	7.6	-----	44.8	0.1	-----	54.0	-----	9.1
11 001.46	V	50.8	-----	7.6	58.4	-----	-----	74.0	-----	15.6	-----
11 000.95	V	-----	37.2	7.6	-----	44.8	0.1	-----	54.0	-----	9.1
16 520.22	H	46.8	-----	13.3	60.1	-----	-----	74.0	-----	13.9	-----
16 497.03	H	-----	36.1	13.2	-----	49.3	0.1	-----	54.0	-----	4.6
16 495.03	V	48.4	-----	13.2	61.6	-----	-----	74.0	-----	12.4	-----
16 458.62	V	-----	36.0	13.0	-----	49.0	0.1	-----	54.0	-----	4.9

Ch.120(5 600 MHz)

Frequency [MHz]	(P)	Reading PK [dBuV]	Reading AV [dBuV]	c.f [dB(1/m)]	Level PK [dB(uV/m)]	Level AV [dB(uV/m)]	Duty Cycle Factor [dB]	Limit PK [dB(uV/m)]	Limit AV [dB(uV/m)]	Margin PK [dB]	Margin AV [dB]
11 196.19	H	46.3	-----	7.9	54.2	-----	-----	74.0	-----	19.8	-----
11 198.72	H	-----	36.0	7.9	-----	43.9	0.1	-----	54.0	-----	10.0
11 201.26	V	50.3	-----	7.9	58.2	-----	-----	74.0	-----	15.8	-----
11 200.58	V	-----	36.4	7.9	-----	44.3	0.1	-----	54.0	-----	9.6
16 801.01	H	46.4	-----	14.3	60.7	-----	-----	74.0	-----	13.3	-----
16 680.32	H	-----	35.3	14.1	-----	49.4	0.1	-----	54.0	-----	4.5
16 799.77	V	47.6	-----	14.3	61.9	-----	-----	74.0	-----	12.1	-----
16 826.45	V	-----	34.4	14.4	-----	48.8	0.1	-----	54.0	-----	5.1

Ch.144(5 720 MHz)

Frequency [MHz]	(P)	Reading PK [dBuV]	Reading AV [dBuV]	c.f [dB(1/m)]	Level PK [dB(uV/m)]	Level AV [dB(uV/m)]	Duty Cycle Factor [dB]	Limit PK [dB(uV/m)]	Limit AV [dB(uV/m)]	Margin PK [dB]	Margin AV [dB]
11 445.10	H	48.3	-----	8.5	56.8	-----	-----	74.0	-----	17.2	-----
11 440.21	H	-----	37.0	8.5	-----	45.5	0.1	-----	54.0	-----	8.4
11 440.54	V	51.4	-----	8.5	59.9	-----	-----	74.0	-----	14.1	-----
11 440.21	V	-----	36.5	8.5	-----	45.0	0.1	-----	54.0	-----	8.9

Ch.149(5 745 MHz)

Frequency [MHz]	(P)	Reading PK [dBuV]	Reading AV [dBuV]	c.f [dB(1/m)]	Level PK [dB(uV/m)]	Level AV [dB(uV/m)]	Duty Cycle Factor [dB]	Limit PK [dB(uV/m)]	Limit AV [dB(uV/m)]	Margin PK [dB]	Margin AV [dB]
11 490.83	H	48.9	-----	8.5	57.4	-----	-----	74.0	-----	16.6	-----
11 492.86	H	-----	36.0	8.5	-----	44.5	0.1	-----	54.0	-----	9.4
11 493.03	V	53.2	-----	8.5	61.7	-----	-----	74.0	-----	12.3	-----
11 491.17	V	-----	36.9	8.5	-----	45.4	0.1	-----	54.0	-----	8.5

Ch.157(5 785 MHz)

Frequency [MHz]	(P)	Reading PK [dBuV]	Reading AV [dBuV]	c.f [dB(1/m)]	Level PK [dB(uV/m)]	Level AV [dB(uV/m)]	Duty Cycle Factor [dB]	Limit PK [dB(uV/m)]	Limit AV [dB(uV/m)]	Margin PK [dB]	Margin AV [dB]
11 570.65	H	47.3	-----	8.5	55.8	-----	-----	74.0	-----	18.2	-----
11 570.14	H	-----	35.3	8.5	-----	43.8	0.1	-----	54.0	-----	10.1
11 563.39	V	51.5	-----	8.5	60.0	-----	-----	74.0	-----	14.0	-----
11 570.31	V	-----	36.3	8.5	-----	44.8	0.1	-----	54.0	-----	9.1

Ch.165(5 825 MHz)

Frequency [MHz]	(P)	Reading PK [dBuV]	Reading AV [dBuV]	c.f [dB(1/m)]	Level PK [dB(uV/m)]	Level AV [dB(uV/m)]	Duty Cycle Factor [dB]	Limit PK [dB(uV/m)]	Limit AV [dB(uV/m)]	Margin PK [dB]	Margin AV [dB]
11 647.77	H	47.4	-----	8.5	55.9	-----	-----	74.0	-----	18.1	-----
11 648.44	H	-----	36.0	8.6	-----	44.6	0.1	-----	54.0	-----	9.3
11 645.91	V	52.3	-----	8.5	60.8	-----	-----	74.0	-----	13.2	-----
11 648.61	V	-----	36.8	8.6	-----	45.4	0.1	-----	54.0	-----	8.5
17 498.27	H	44.7	-----	13.5	58.2	-----	-----	74.0	-----	15.8	-----
17 474.08	H	-----	34.1	13.5	-----	47.6	0.1	-----	54.0	-----	6.3
17 474.83	V	48.3	-----	13.5	61.8	-----	-----	74.0	-----	12.2	-----
17 472.33	V	-----	33.8	13.5	-----	47.3	0.1	-----	54.0	-----	6.6

Remarks

1. The unwanted emission was measured in the following position: EUT stand-up position(Z axis), lie-down positon(X,Y axis). The worst emission was found in lie-down positon(X axis) and the worst case was recorded.
2. Peak Result = Reading + c.f(Correction factor)
   Average Result = Reading + c.f(Correction factor) + Duty Cycle Factor
3. Correction factor = Antenna factor + Cable loss - Amp Gain

Worst Case Mode :	802.11n_HT20
Worst Case Transfer Rate :	MCS 0
Distance of Measurements :	3 Meters
Operating Frequency :	5 180 MHz
Channel :	36

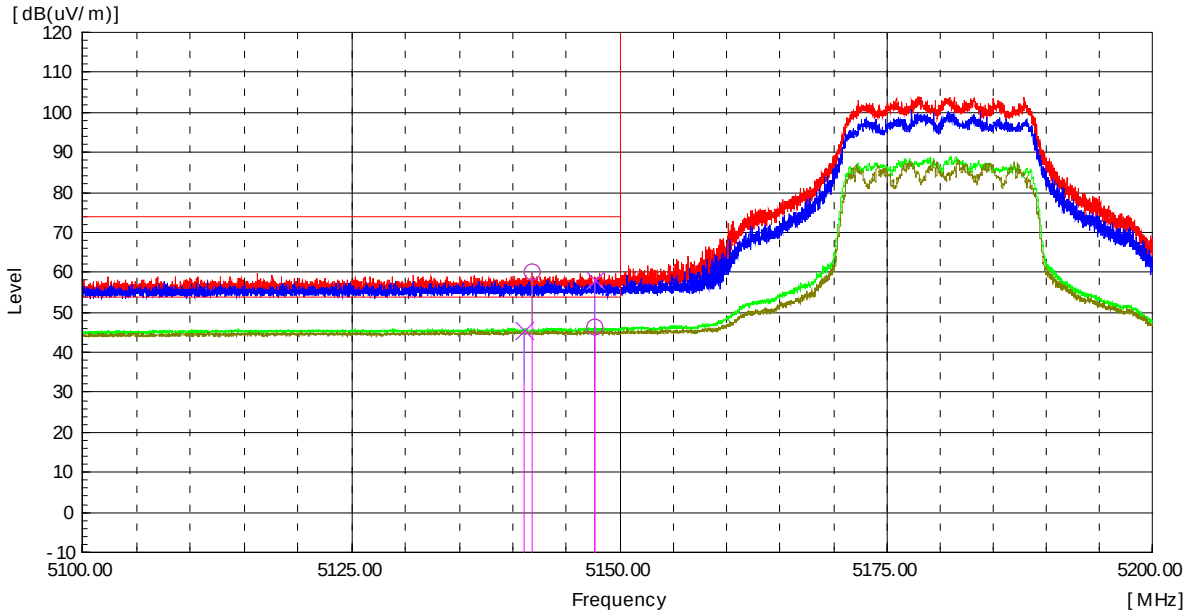

Frequency [MHz]	(P)	Reading PK [dBuV]	Reading AV [dBuV]	c.f [dB(1/m)]	Level PK [dB(uV/m)]	Level AV [dB(uV/m)]	Duty Cycle Factor [dB]	Limit PK [dB(uV/m)]	Limit AV [dB(uV/m)]	Margin PK [dB]	Margin AV [dB]
5 141.81	H	58.7	-----	1.4	60.1	-----	-----	74.0	-----	13.9	-----
5 147.69	H	-----	44.8	1.4	-----	46.2	0.1	-----	54.0	-----	7.7
5 147.65	V	56.9	-----	1.4	58.3	-----	-----	74.0	-----	15.7	-----
5 141.08	V	-----	44.3	1.4	-----	45.7	0.1	-----	54.0	-----	8.2

Radiated Restricted Band Edge Plot

Worst Case Mode :	802.11n_HT20
Worst Case Transfer Rate :	MCS 0
Distance of Measurements :	3 Meters
Operating Frequency :	5 320 MHz
Channel :	64

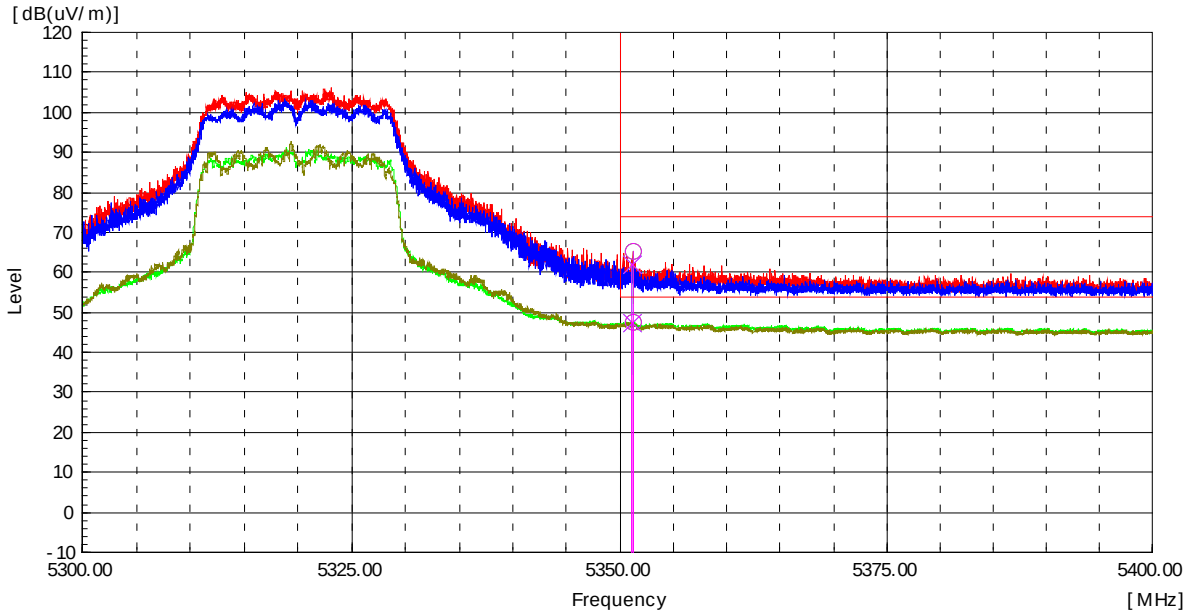

Frequency [MHz]	(P)	Reading PK [dBuV]	Reading AV [dBuV]	c.f [dB(1/m)]	Level PK [dB(uV/m)]	Level AV [dB(uV/m)]	Duty Cycle Factor [dB]	Limit PK [dB(uV/m)]	Limit AV [dB(uV/m)]	Margin PK [dB]	Margin AV [dB]
5 351.20	H	63.2	-----	2.1	65.3	-----	-----	74.0	-----	8.7	-----
5 351.21	H	-----	45.4	2.1	-----	47.5	0.1	-----	54.0	-----	6.4
5 351.10	V	60.1	-----	2.1	62.2	-----	-----	74.0	-----	11.8	-----
5 351.05	V	-----	45.5	2.1	-----	47.6	0.1	-----	54.0	-----	6.3

Radiated Restricted Band Edge Plot

Worst Case Mode :	802.11n_HT20
Worst Case Transfer Rate :	MCS 0
Distance of Measurements :	3 Meters
Operating Frequency :	5 500 MHz
Channel :	100

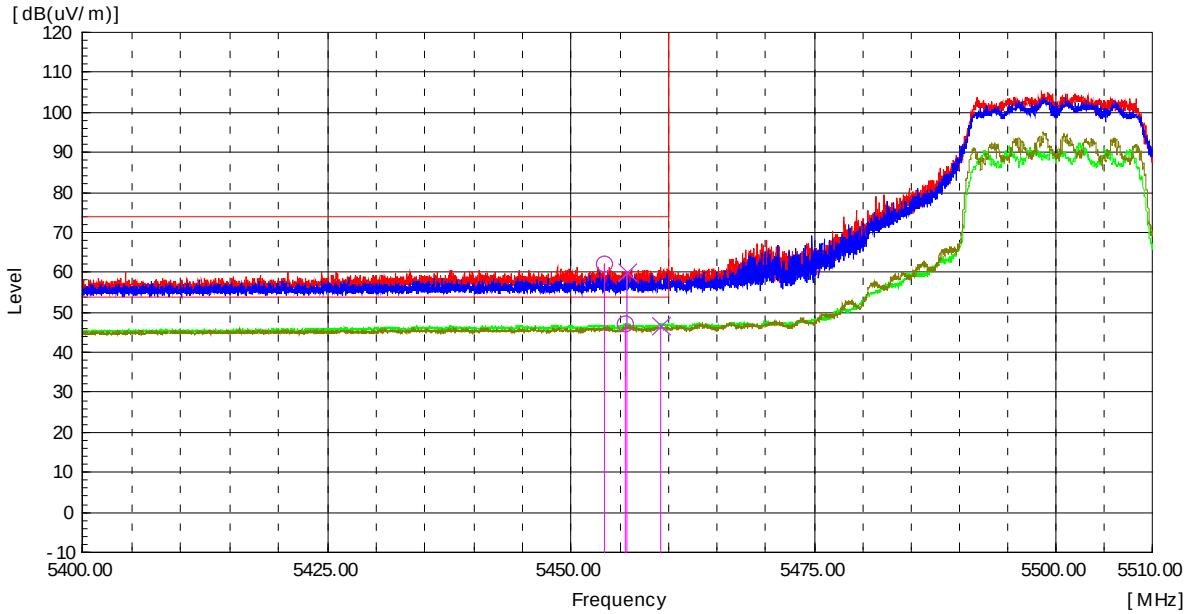

Frequency [MHz]	(P)	Reading PK [dBuV]	Reading AV [dBuV]	c.f [dB(1/m)]	Level PK [dB(uV/m)]	Level AV [dB(uV/m)]	Duty Cycle Factor [dB]	Limit PK [dB(uV/m)]	Limit AV [dB(uV/m)]	Margin PK [dB]	Margin AV [dB]
5 453.38	H	60.2	-----	2.0	62.2	-----	-----	74.0	-----	11.8	-----
5 455.47	H	-----	45.2	2.0	-----	47.2	0.1	-----	54.0	-----	6.7
5 455.69	V	58.2	-----	2.0	60.2	-----	-----	74.0	-----	13.8	-----
5 459.18	V	-----	44.9	2.0	-----	46.9	0.1	-----	54.0	-----	7.0

Radiated Restricted Band Edge Plot

Worst Case Mode :	802.11n_HT20
Worst Case Transfer Rate :	MCS 0
Distance of Measurements :	3 Meters
Operating Frequency :	5 745 MHz
Channel :	149

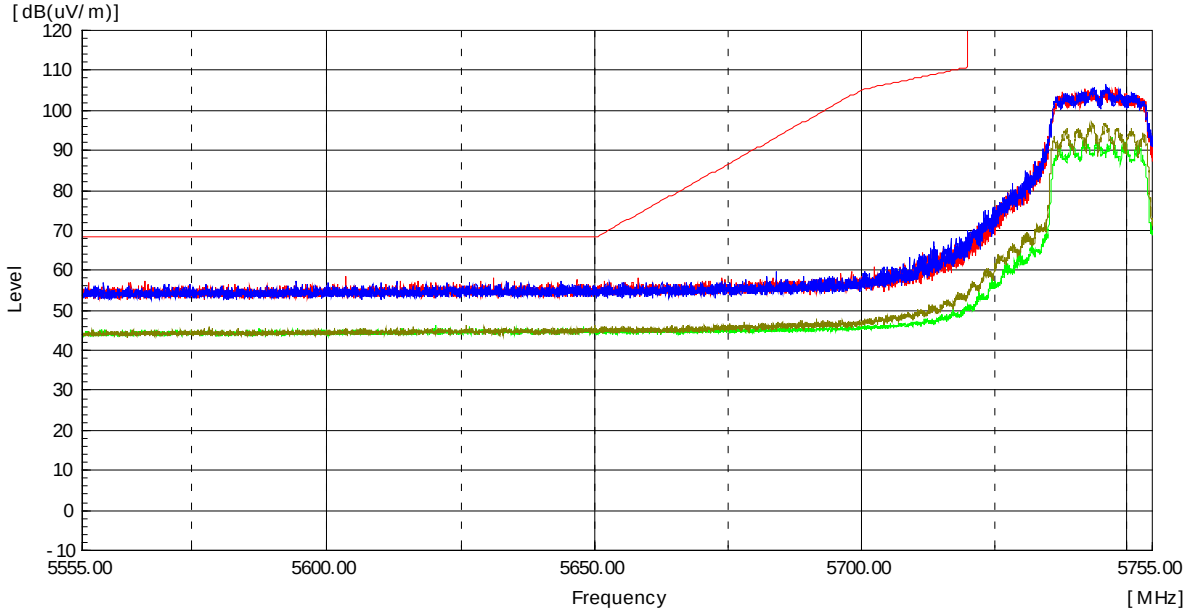

Frequency [MHz]	(P)	Reading PK [dBuV]	Reading AV [dBuV]	c.f [dB(1/m)]	Level PK [dB(uV/m)]	Level AV [dB(uV/m)]	Duty Cycle Factor [dB]	Limit PK [dB(uV/m)]	Limit AV [dB(uV/m)]	Margin PK [dB]	Margin AV [dB]
The emissions above 1 GHz were 20 dB lower than the limit.											

Radiated Restricted Band Edge Plot

Worst Case Mode :	802.11n_HT20
Worst Case Transfer Rate :	MCS 0
Distance of Measurements :	3 Meters
Operating Frequency :	5 825 MHz
Channel :	165

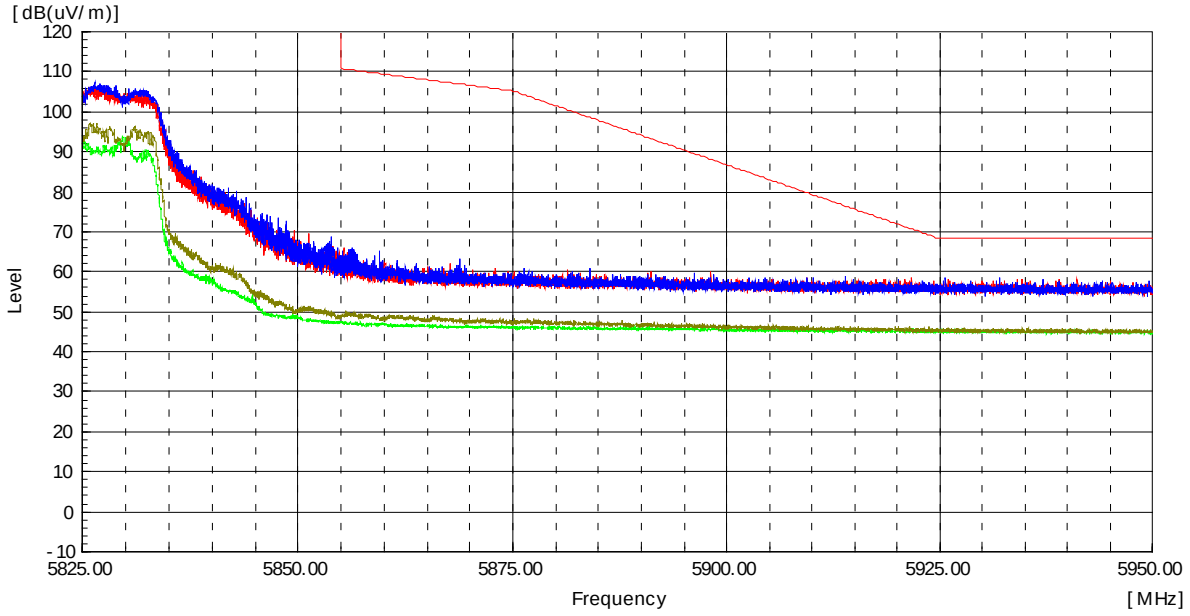

Frequency [MHz]	(P)	Reading PK [dBuV]	Reading AV [dBuV]	c.f [dB(1/m)]	Level PK [dB(uV/m)]	Level AV [dB(uV/m)]	Duty Cycle Factor [dB]	Limit PK [dB(uV/m)]	Limit AV [dB(uV/m)]	Margin PK [dB]	Margin AV [dB]

The emissions above 1 GHz were 20 dB lower than the limit.

Radiated Restricted Band Edge Plot

Test mode : Transmitter, 802.11ac_VHT20

The requirements are:
☒ Complies

Test Data

Ch.36(5 180 MHz)

Frequency [MHz]	(P)	Reading PK [dBuV]	Reading AV [dBuV]	c.f [dB(1/m)]	Level PK [dB(uV/m)]	Level AV [dB(uV/m)]	Duty Cycle Factor [dB]	Limit PK [dB(uV/m)]	Limit AV [dB(uV/m)]	Margin PK [dB]	Margin AV [dB]
10 374.21	H	46.0	-----	6.7	52.7	-----	-----	74.0	-----	21.3	-----
10 353.63	H	-----	35.3	6.6	-----	41.9	0.3	-----	54.0	-----	11.8
10 362.23	V	47.3	-----	6.7	54.0	-----	-----	74.0	-----	20.0	-----
10 359.19	V	-----	35.8	6.7	-----	42.5	0.3	-----	54.0	-----	11.2
15 538.43	H	48.2	-----	11.1	59.3	-----	-----	74.0	-----	14.7	-----
15 522.22	H	-----	36.8	11.2	-----	48.0	0.3	-----	54.0	-----	5.7
15 538.93	V	51.0	-----	11.1	62.1	-----	-----	74.0	-----	11.9	-----
15 546.41	V	-----	37.4	11.1	-----	48.5	0.3	-----	54.0	-----	5.2

Ch.40(5 200 MHz)

Frequency [MHz]	(P)	Reading PK [dBuV]	Reading AV [dBuV]	c.f [dB(1/m)]	Level PK [dB(uV/m)]	Level AV [dB(uV/m)]	Duty Cycle Factor [dB]	Limit PK [dB(uV/m)]	Limit AV [dB(uV/m)]	Margin PK [dB]	Margin AV [dB]
10 425.51	H	46.4	-----	6.8	53.2	-----	-----	74.0	-----	20.8	-----
10 404.76	H	-----	35.4	6.7	-----	42.1	0.3	-----	54.0	-----	11.6
10 400.03	V	47.5	-----	6.7	54.2	-----	-----	74.0	-----	19.8	-----
10 404.59	V	-----	35.5	6.7	-----	42.2	0.3	-----	54.0	-----	11.5
15 634.44	H	48.2	-----	11.2	59.4	-----	-----	74.0	-----	14.6	-----
15 630.20	H	-----	37.6	11.2	-----	48.8	0.3	-----	54.0	-----	4.9
15 602.52	V	51.2	-----	11.1	62.3	-----	-----	74.0	-----	11.7	-----
15 597.78	V	-----	37.3	11.1	-----	48.4	0.3	-----	54.0	-----	5.3

Ch.48(5 240 MHz)

Frequency [MHz]	(P)	Reading PK [dBuV]	Reading AV [dBuV]	c.f [dB(1/m)]	Level PK [dB(uV/m)]	Level AV [dB(uV/m)]	Duty Cycle Factor [dB]	Limit PK [dB(uV/m)]	Limit AV [dB(uV/m)]	Margin PK [dB]	Margin AV [dB]
10 469.72	H	46.3	-----	6.9	53.2	-----	-----	74.0	-----	20.8	-----
10 465.67	H	-----	35.5	6.9	-----	42.4	0.3	-----	54.0	-----	11.3
10 479.51	V	48.4	-----	6.9	55.3	-----	-----	74.0	-----	18.7	-----
10 474.79	V	-----	36.2	6.9	-----	43.1	0.3	-----	54.0	-----	10.6
15 715.73	H	47.8	-----	11.2	59.0	-----	-----	74.0	-----	15.0	-----
15 724.96	H	-----	36.6	11.2	-----	47.8	0.3	-----	54.0	-----	5.9
15 720.97	V	51.4	-----	11.2	62.6	-----	-----	74.0	-----	11.4	-----
15 718.98	V	-----	36.8	11.2	-----	48.0	0.3	-----	54.0	-----	5.7

Ch.52(5 260 MHz)

Frequency [MHz]	(P)	Reading PK [dBuV]	Reading AV [dBuV]	c.f [dB(1/m)]	Level PK [dB(uV/m)]	Level AV [dB(uV/m)]	Duty Cycle Factor [dB]	Limit PK [dB(uV/m)]	Limit AV [dB(uV/m)]	Margin PK [dB]	Margin AV [dB]
10 526.76	H	47.1	-----	7.0	54.1	-----	-----	74.0	-----	19.9	-----
10 520.35	H	-----	35.8	7.0	-----	42.8	0.3	-----	54.0	-----	10.9
10 513.60	V	49.7	-----	7.0	56.7	-----	-----	74.0	-----	17.3	-----
10 520.52	V	-----	36.0	7.0	-----	43.0	0.3	-----	54.0	-----	10.7
15 784.56	H	49.3	-----	11.2	60.5	-----	-----	74.0	-----	13.5	-----
15 783.32	H	-----	37.0	11.2	-----	48.2	0.3	-----	54.0	-----	5.5
15 776.58	V	54.1	-----	11.2	65.3	-----	-----	74.0	-----	8.7	-----
15 781.32	V	-----	39.1	11.2	-----	50.3	0.3	-----	54.0	-----	3.4

Ch.60(5 300 MHz)

Frequency [MHz]	(P)	Reading PK [dBuV]	Reading AV [dBuV]	c.f [dB(1/m)]	Level PK [dB(uV/m)]	Level AV [dB(uV/m)]	Duty Cycle Factor [dB]	Limit PK [dB(uV/m)]	Limit AV [dB(uV/m)]	Margin PK [dB]	Margin AV [dB]
10 595.44	H	46.9	-----	7.2	54.1	-----	-----	74.0	-----	19.9	-----
10 598.82	H	-----	36.2	7.2	-----	43.4	0.3	-----	54.0	-----	10.3
10 600.84	V	49.7	-----	7.2	56.9	-----	-----	74.0	-----	17.1	-----
10 599.33	V	-----	36.4	7.2	-----	43.6	0.3	-----	54.0	-----	10.1
15 875.33	H	47.5	-----	11.5	59.0	-----	-----	74.0	-----	15.0	-----
15 916.98	H	-----	36.9	11.6	-----	48.5	0.3	-----	54.0	-----	5.2
15 900.27	V	50.6	-----	11.5	62.1	-----	-----	74.0	-----	11.9	-----
15 904.51	V	-----	38.7	11.5	-----	50.2	0.3	-----	54.0	-----	3.5

Ch.64(5 320 MHz)

Frequency [MHz]	(P)	Reading PK [dBuV]	Reading AV [dBuV]	c.f [dB(1/m)]	Level PK [dB(uV/m)]	Level AV [dB(uV/m)]	Duty Cycle Factor [dB]	Limit PK [dB(uV/m)]	Limit AV [dB(uV/m)]	Margin PK [dB]	Margin AV [dB]
10 642.53	H	47.8	-----	7.2	55.0	-----	-----	74.0	-----	19.0	-----
10 638.81	H	-----	36.2	7.2	-----	43.4	0.3	-----	54.0	-----	10.3
10 635.61	V	50.2	-----	7.2	57.4	-----	-----	74.0	-----	16.6	-----
10 637.13	V	-----	36.9	7.2	-----	44.1	0.3	-----	54.0	-----	9.6
15 954.14	H	48.0	-----	11.6	59.6	-----	-----	74.0	-----	14.4	-----
15 954.64	H	-----	36.7	11.6	-----	48.3	0.3	-----	54.0	-----	5.4
15 957.38	V	51.5	-----	11.6	63.1	-----	-----	74.0	-----	10.9	-----
15 962.87	V	-----	38.2	11.6	-----	49.8	0.3	-----	54.0	-----	3.9

Ch.100(5 500 MHz)

Frequency [MHz]	(P)	Reading PK [dBuV]	Reading AV [dBuV]	c.f [dB(1/m)]	Level PK [dB(uV/m)]	Level AV [dB(uV/m)]	Duty Cycle Factor [dB]	Limit PK [dB(uV/m)]	Limit AV [dB(uV/m)]	Margin PK [dB]	Margin AV [dB]
11 000.95	H	49.1	-----	7.6	56.7	-----	-----	74.0	-----	17.3	-----
10 998.92	H	-----	38.0	7.6	-----	45.6	0.3	-----	54.0	-----	8.1
10 996.06	V	50.8	-----	7.6	58.4	-----	-----	74.0	-----	15.6	-----
10 998.76	V	-----	36.8	7.6	-----	44.4	0.3	-----	54.0	-----	9.3

Ch.120(5 600 MHz)

Frequency [MHz]	(P)	Reading PK [dBuV]	Reading AV [dBuV]	c.f [dB(1/m)]	Level PK [dB(uV/m)]	Level AV [dB(uV/m)]	Duty Cycle Factor [dB]	Limit PK [dB(uV/m)]	Limit AV [dB(uV/m)]	Margin PK [dB]	Margin AV [dB]
11 203.28	H	47.1	-----	7.9	55.0	-----	-----	74.0	-----	19.0	-----
11 201.26	H	-----	36.1	7.9	-----	44.0	0.3	-----	54.0	-----	9.7
11 205.64	V	49.5	-----	7.9	57.4	-----	-----	74.0	-----	16.6	-----
11 200.08	V	-----	36.2	7.9	-----	44.1	0.3	-----	54.0	-----	9.6

Ch.144(5 720 MHz)

Frequency [MHz]	(P)	Reading PK [dBuV]	Reading AV [dBuV]	c.f [dB(1/m)]	Level PK [dB(uV/m)]	Level AV [dB(uV/m)]	Duty Cycle Factor [dB]	Limit PK [dB(uV/m)]	Limit AV [dB(uV/m)]	Margin PK [dB]	Margin AV [dB]
11 439.53	H	47.9	-----	8.5	56.4	-----	-----	74.0	-----	17.6	-----
11 442.06	H	-----	36.4	8.5	-----	44.9	0.3	-----	54.0	-----	8.8
11 440.88	V	52.7	-----	8.5	61.2	-----	-----	74.0	-----	12.8	-----
11 443.92	V	-----	36.7	8.5	-----	45.2	0.3	-----	54.0	-----	8.5

Ch.149(5 745 MHz)

Frequency [MHz]	(P)	Reading PK [dBuV]	Reading AV [dBuV]	c.f [dB(1/m)]	Level PK [dB(uV/m)]	Level AV [dB(uV/m)]	Duty Cycle Factor [dB]	Limit PK [dB(uV/m)]	Limit AV [dB(uV/m)]	Margin PK [dB]	Margin AV [dB]
11 486.44	H	49.6	-----	8.5	58.1	-----	-----	74.0	-----	15.9	-----
11 486.11	H	-----	35.8	8.5	-----	44.3	0.3	-----	54.0	-----	9.4
11 486.78	V	51.4	-----	8.5	59.9	-----	-----	74.0	-----	14.1	-----
11 491.00	V	-----	36.8	8.5	-----	45.3	0.3	-----	54.0	-----	8.4

Ch.157(5 785 MHz)

Frequency [MHz]	(P)	Reading PK [dBuV]	Reading AV [dBuV]	c.f [dB(1/m)]	Level PK [dB(uV/m)]	Level AV [dB(uV/m)]	Duty Cycle Factor [dB]	Limit PK [dB(uV/m)]	Limit AV [dB(uV/m)]	Margin PK [dB]	Margin AV [dB]
11 570.48	H	47.1	-----	8.5	55.6	-----	-----	74.0	-----	18.4	-----
11 567.95	H	-----	35.2	8.5	-----	43.7	0.3	-----	54.0	-----	10.0
11 568.79	V	50.1	-----	8.5	58.6	-----	-----	74.0	-----	15.4	-----
11 569.97	V	-----	36.1	8.5	-----	44.6	0.3	-----	54.0	-----	9.1

Ch.165(5 825 MHz)

Frequency [MHz]	(P)	Reading PK [dBuV]	Reading AV [dBuV]	c.f [dB(1/m)]	Level PK [dB(uV/m)]	Level AV [dB(uV/m)]	Duty Cycle Factor [dB]	Limit PK [dB(uV/m)]	Limit AV [dB(uV/m)]	Margin PK [dB]	Margin AV [dB]
11 646.42	H	49.8	-----	8.5	58.3	-----	-----	74.0	-----	15.7	-----
11 648.78	H	-----	35.5	8.6	-----	44.1	0.3	-----	54.0	-----	9.6
11 646.92	V	50.0	-----	8.5	58.5	-----	-----	74.0	-----	15.5	-----
11 649.96	V	-----	36.7	8.6	-----	45.3	0.3	-----	54.0	-----	8.4

Remarks

1. The unwanted emission was measured in the following position: EUT stand-up position(Z axis), lie-down positon(X,Y axis). The worst emission was found in lie-down positon(X axis) and the worst case was recorded.
2. Peak Result = Reading + c.f(Correction factor)
   Average Result = Reading + c.f(Correction factor) + Duty Cycle Factor
3. Correction factor = Antenna factor + Cable loss - Amp Gain

Worst Case Mode :	802.11ac_VHT20
Worst Case Transfer Rate :	MNSS 0
Distance of Measurements :	3 Meters
Operating Frequency :	5 180 MHz
Channel :	36

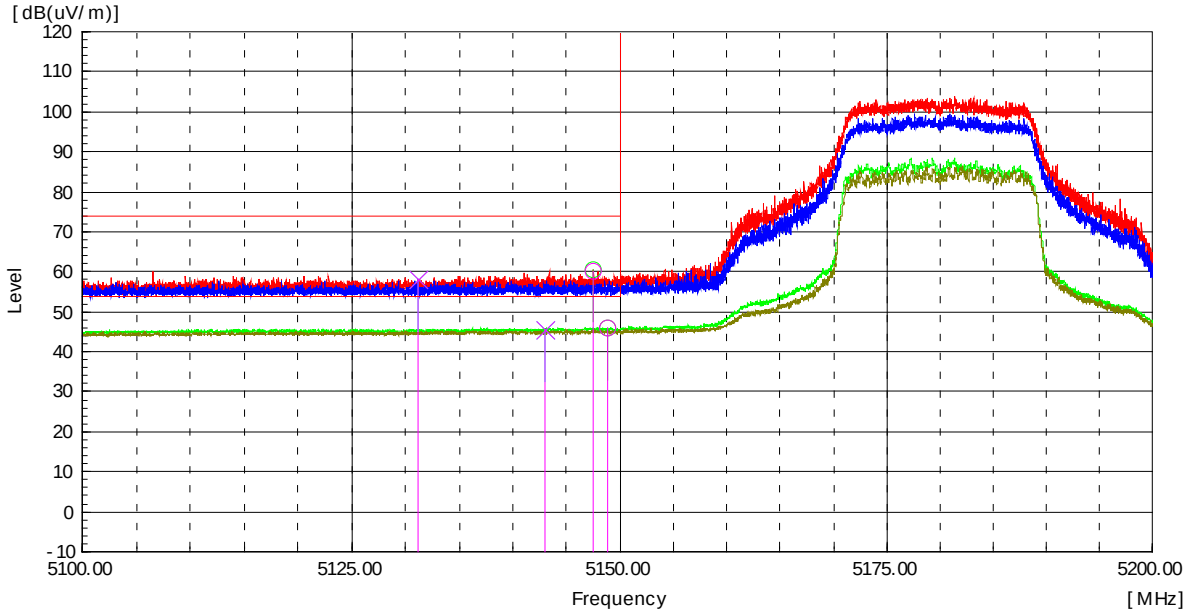

Frequency [MHz]	(P)	Reading PK [dBuV]	Reading AV [dBuV]	c.f [dB(1/m)]	Level PK [dB(uV/m)]	Level AV [dB(uV/m)]	Duty Cycle Factor [dB]	Limit PK [dB(uV/m)]	Limit AV [dB(uV/m)]	Margin PK [dB]	Margin AV [dB]
5 147.58	H	58.9	-----	1.4	60.3	-----	-----	74.0	-----	13.7	-----
5 148.86	H	-----	44.7	1.4	-----	46.1	0.3	-----	54.0	-----	7.6
5 131.21	V	56.8	-----	1.4	58.2	-----	-----	74.0	-----	15.8	-----
5 143.03	V	-----	44.1	1.4	-----	45.5	0.3	-----	54.0	-----	8.2

Radiated Restricted Band Edge Plot

Worst Case Mode :	802.11ac_VHT20
Worst Case Transfer Rate :	MNSS 0
Distance of Measurements :	3 Meters
Operating Frequency :	5 320 MHz
Channel :	64

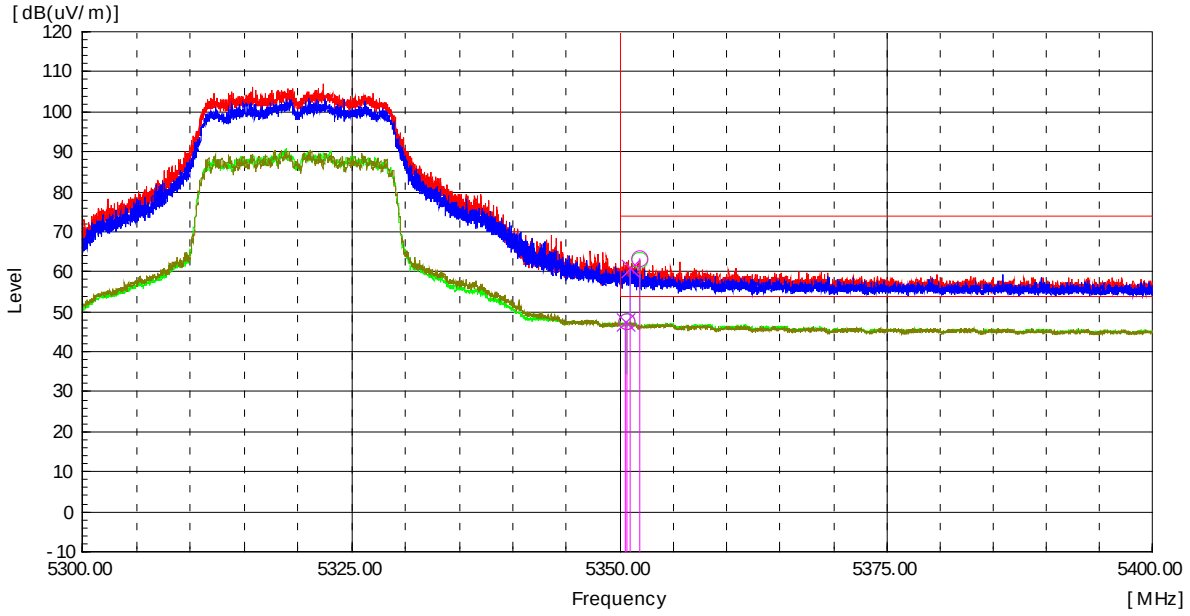

Frequency [MHz]	(P)	Reading PK [dBuV]	Reading AV [dBuV]	c.f [dB(1/m)]	Level PK [dB(uV/m)]	Level AV [dB(uV/m)]	Duty Cycle Factor [dB]	Limit PK [dB(uV/m)]	Limit AV [dB(uV/m)]	Margin PK [dB]	Margin AV [dB]
5 351.86	H	61.0	-----	2.1	63.1	-----	-----	74.0	-----	10.9	-----
5 350.73	H	-----	45.3	2.1	-----	47.4	0.3	-----	54.0	-----	6.3
5 350.91	V	58.7	-----	2.1	60.8	-----	-----	74.0	-----	13.2	-----
5 350.51	V	-----	45.5	2.1	-----	47.6	0.3	-----	54.0	-----	6.1

Radiated Restricted Band Edge Plot

Worst Case Mode :	802.11ac_VHT20
Worst Case Transfer Rate :	MNSS 0
Distance of Measurements :	3 Meters
Operating Frequency :	5 500 MHz
Channel :	100

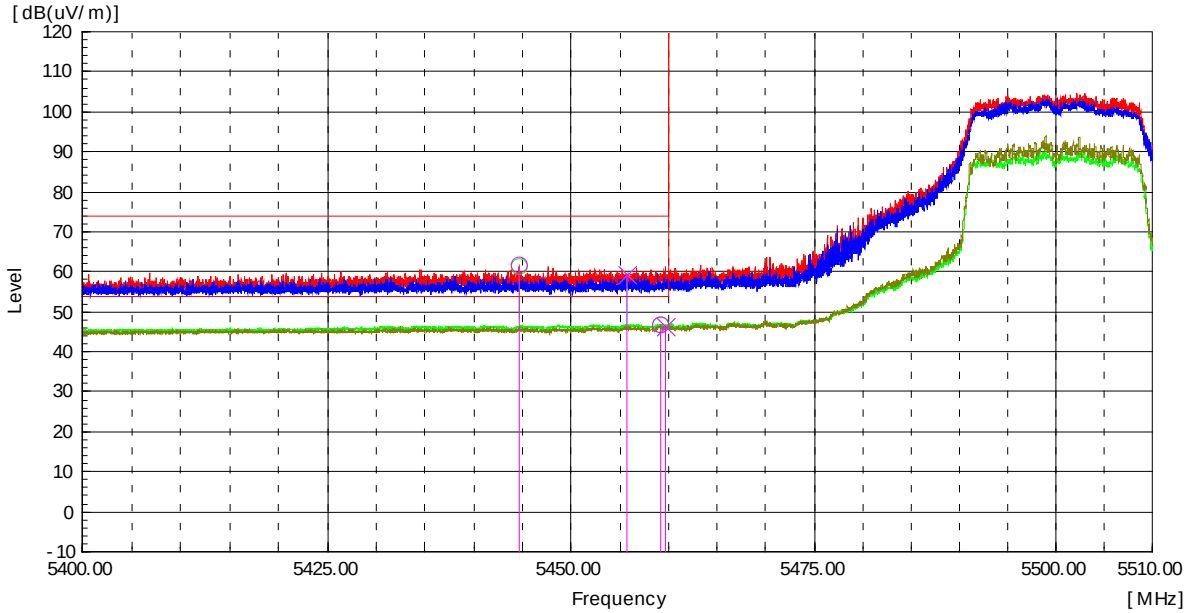

Frequency [MHz]	(P)	Reading PK [dBuV]	Reading AV [dBuV]	c.f [dB(1/m)]	Level PK [dB(uV/m)]	Level AV [dB(uV/m)]	Duty Cycle Factor [dB]	Limit PK [dB(uV/m)]	Limit AV [dB(uV/m)]	Margin PK [dB]	Margin AV [dB]
5 444.59	H	59.5	-----	2.0	61.5	-----	-----	74.0	-----	12.5	-----
5 459.17	H	-----	44.9	2.0	-----	46.9	0.3	-----	54.0	-----	6.8
5 455.65	V	57.3	-----	2.0	59.3	-----	-----	74.0	-----	14.7	-----
5 459.61	V	-----	44.4	2.0	-----	46.4	0.3	-----	54.0	-----	7.3

Radiated Restricted Band Edge Plot

Worst Case Mode :	802.11ac_VHT20
Worst Case Transfer Rate :	MNSS 0
Distance of Measurements :	3 Meters
Operating Frequency :	5 745 MHz
Channel :	149

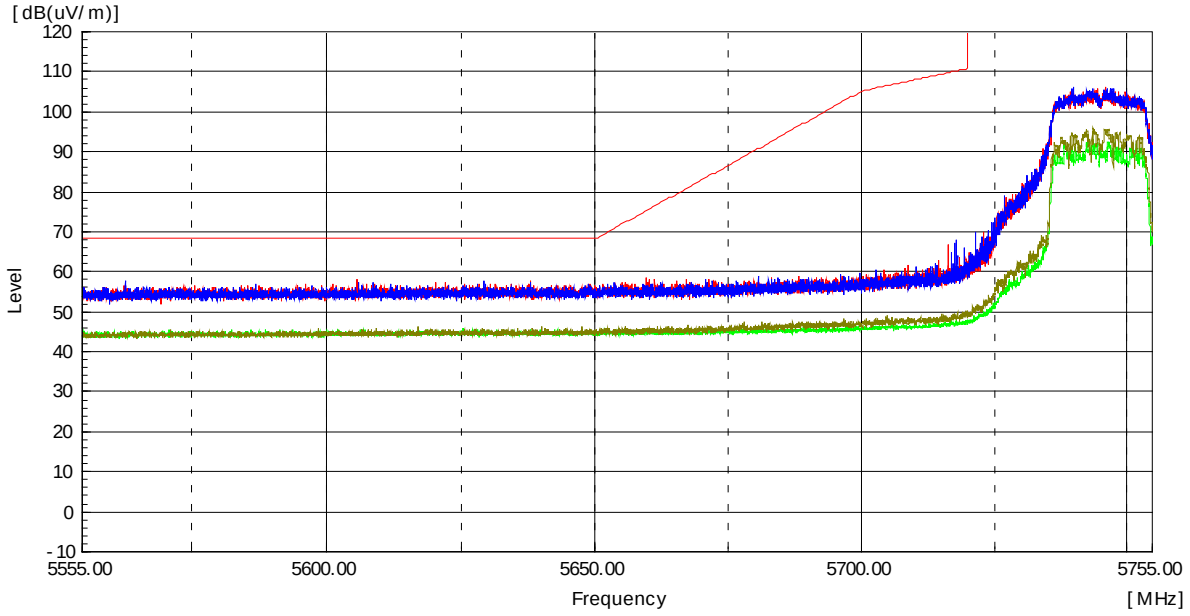

Frequency [MHz]	(P)	Reading PK [dBuV]	Reading AV [dBuV]	c.f [dB(1/m)]	Level PK [dB(uV/m)]	Level AV [dB(uV/m)]	Duty Cycle Factor [dB]	Limit PK [dB(uV/m)]	Limit AV [dB(uV/m)]	Margin PK [dB]	Margin AV [dB]

The emissions above 1 GHz were 20 dB lower than the limit.

Radiated Restricted Band Edge Plot

Worst Case Mode :	802.11ac_VHT20
Worst Case Transfer Rate :	MNSS 0
Distance of Measurements :	3 Meters
Operating Frequency :	5 825 MHz
Channel :	165

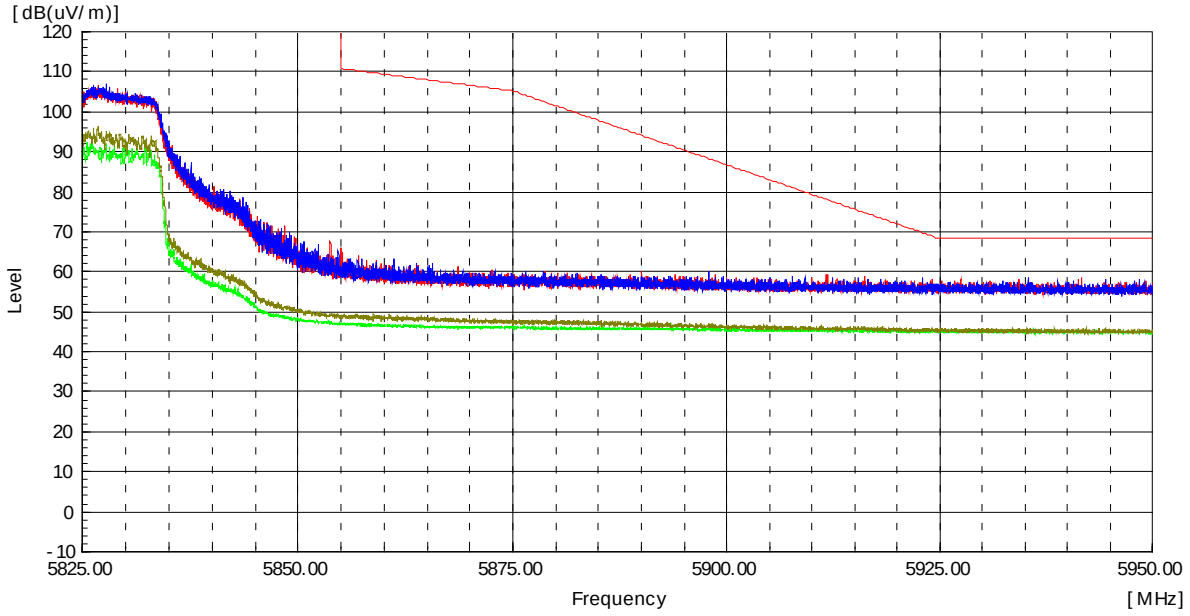

Frequency [MHz]	(P)	Reading PK [dBuV]	Reading AV [dBuV]	c.f [dB(1/m)]	Level PK [dB(uV/m)]	Level AV [dB(uV/m)]	Duty Cycle Factor [dB]	Limit PK [dB(uV/m)]	Limit AV [dB(uV/m)]	Margin PK [dB]	Margin AV [dB]

The emissions above 1 GHz were 20 dB lower than the limit.

Radiated Restricted Band Edge Plot

Test mode : Transmitter, 802.11ax_HE20_SU

The requirements are:
☒ Complies

Test Data

Ch.36(5 180 MHz)

Frequency [MHz]	(P)	Reading PK [dBuV]	Reading AV [dBuV]	c.f [dB(1/m)]	Level PK [dB(uV/m)]	Level AV [dB(uV/m)]	Duty Cycle Factor [dB]	Limit PK [dB(uV/m)]	Limit AV [dB(uV/m)]	Margin PK [dB]	Margin AV [dB]
15 558.13	H	48.5	-----	11.0	59.5	-----	-----	74.0	-----	14.5	-----
15 539.68	H	-----	37.2	11.1	-----	48.3	0.3	-----	54.0	-----	5.4
15 540.17	V	51.2	-----	11.1	62.3	-----	-----	74.0	-----	11.7	-----
15 544.91	V	-----	37.6	11.1	-----	48.7	0.3	-----	54.0	-----	5.0

Ch.40(5 200 MHz)

Frequency [MHz]	(P)	Reading PK [dBuV]	Reading AV [dBuV]	c.f [dB(1/m)]	Level PK [dB(uV/m)]	Level AV [dB(uV/m)]	Duty Cycle Factor [dB]	Limit PK [dB(uV/m)]	Limit AV [dB(uV/m)]	Margin PK [dB]	Margin AV [dB]
10 407.12	H	46.8	-----	6.7	53.5	-----	-----	74.0	-----	20.5	-----
10 410.83	H	-----	35.0	6.7	-----	41.7	0.3	-----	54.0	-----	12.0
10 389.40	V	46.9	-----	6.7	53.6	-----	-----	74.0	-----	20.4	-----
10 404.59	V	-----	35.3	6.7	-----	42.0	0.3	-----	54.0	-----	11.7
15 622.97	H	47.6	-----	11.1	58.7	-----	-----	74.0	-----	15.3	-----
15 601.27	H	-----	36.6	11.1	-----	47.7	0.3	-----	54.0	-----	6.0
15 593.79	V	51.2	-----	11.0	62.2	-----	-----	74.0	-----	11.8	-----
15 598.78	V	-----	37.3	11.1	-----	48.4	0.3	-----	54.0	-----	5.3

Ch.48(5 240 MHz)

Frequency [MHz]	(P)	Reading PK [dBuV]	Reading AV [dBuV]	c.f [dB(1/m)]	Level PK [dB(uV/m)]	Level AV [dB(uV/m)]	Duty Cycle Factor [dB]	Limit PK [dB(uV/m)]	Limit AV [dB(uV/m)]	Margin PK [dB]	Margin AV [dB]
10 472.76	H	46.2	-----	6.9	53.1	-----	-----	74.0	-----	20.9	-----
10 485.59	H	-----	35.3	6.9	-----	42.2	0.3	-----	54.0	-----	11.5
10 477.32	V	47.6	-----	6.9	54.5	-----	-----	74.0	-----	19.5	-----
10 489.13	V	-----	35.5	6.9	-----	42.4	0.3	-----	54.0	-----	11.3
15 696.53	H	47.6	-----	11.2	58.8	-----	-----	74.0	-----	15.2	-----
15 682.32	H	-----	36.8	11.2	-----	48.0	0.3	-----	54.0	-----	5.7
15 719.47	V	50.9	-----	11.2	62.1	-----	-----	74.0	-----	11.9	-----
15 699.03	V	-----	36.8	11.2	-----	48.0	0.3	-----	54.0	-----	5.7

Ch.52(5 260 MHz)

Frequency [MHz]	(P)	Reading PK [dBuV]	Reading AV [dBuV]	c.f [dB(1/m)]	Level PK [dB(uV/m)]	Level AV [dB(uV/m)]	Duty Cycle Factor [dB]	Limit PK [dB(uV/m)]	Limit AV [dB(uV/m)]	Margin PK [dB]	Margin AV [dB]
10 522.54	H	46.7	-----	7.0	53.7	-----	-----	74.0	-----	20.3	-----
10 521.70	H	-----	35.7	7.0	-----	42.7	0.3	-----	54.0	-----	11.0
10 517.31	V	49.8	-----	7.0	56.8	-----	-----	74.0	-----	17.2	-----
10 518.16	V	-----	36.0	7.0	-----	43.0	0.3	-----	54.0	-----	10.7
15 771.34	H	48.2	-----	11.2	59.4	-----	-----	74.0	-----	14.6	-----
15 787.80	H	-----	37.6	11.2	-----	48.8	0.3	-----	54.0	-----	4.9
15 782.32	V	54.5	-----	11.2	65.7	-----	-----	74.0	-----	8.3	-----
15 779.08	V	-----	39.7	11.2	-----	50.9	0.3	-----	54.0	-----	2.8

Ch.60(5 300 MHz)

Frequency [MHz]	(P)	Reading PK [dBuV]	Reading AV [dBuV]	c.f [dB(1/m)]	Level PK [dB(uV/m)]	Level AV [dB(uV/m)]	Duty Cycle Factor [dB]	Limit PK [dB(uV/m)]	Limit AV [dB(uV/m)]	Margin PK [dB]	Margin AV [dB]
10 611.31	H	46.7	-----	7.2	53.9	-----	-----	74.0	-----	20.1	-----
10 594.26	H	-----	35.9	7.2	-----	43.1	0.3	-----	54.0	-----	10.6
10 603.54	V	50.5	-----	7.2	57.7	-----	-----	74.0	-----	16.3	-----
10 600.51	V	-----	36.7	7.2	-----	43.9	0.3	-----	54.0	-----	9.8
15 892.04	H	47.9	-----	11.5	59.4	-----	-----	74.0	-----	14.6	-----
15 899.27	H	-----	37.3	11.5	-----	48.8	0.3	-----	54.0	-----	4.9
15 903.76	V	51.7	-----	11.5	63.2	-----	-----	74.0	-----	10.8	-----
15 902.02	V	-----	38.9	11.5	-----	50.4	0.3	-----	54.0	-----	3.3

Ch.64(5 320 MHz)

Frequency [MHz]	(P)	Reading PK [dBuV]	Reading AV [dBuV]	c.f [dB(1/m)]	Level PK [dB(uV/m)]	Level AV [dB(uV/m)]	Duty Cycle Factor [dB]	Limit PK [dB(uV/m)]	Limit AV [dB(uV/m)]	Margin PK [dB]	Margin AV [dB]
10 641.34	H	47.3	-----	7.2	54.5	-----	-----	74.0	-----	19.5	-----
10 639.49	H	-----	36.4	7.2	-----	43.6	0.3	-----	54.0	-----	10.1
10 638.64	V	50.1	-----	7.2	57.3	-----	-----	74.0	-----	16.7	-----
10 638.81	V	-----	36.5	7.2	-----	43.7	0.3	-----	54.0	-----	10.0
15 952.14	H	48.5	-----	11.6	60.1	-----	-----	74.0	-----	13.9	-----
15 947.15	H	-----	36.9	11.6	-----	48.5	0.3	-----	54.0	-----	5.2
15 967.85	V	51.4	-----	11.6	63.0	-----	-----	74.0	-----	11.0	-----
15 962.37	V	-----	38.1	11.6	-----	49.7	0.3	-----	54.0	-----	4.0

Ch.100(5 500 MHz)

Frequency [MHz]	(P)	Reading PK [dBuV]	Reading AV [dBuV]	c.f [dB(1/m)]	Level PK [dB(uV/m)]	Level AV [dB(uV/m)]	Duty Cycle Factor [dB]	Limit PK [dB(uV/m)]	Limit AV [dB(uV/m)]	Margin PK [dB]	Margin AV [dB]
10 998.76	H	49.0	-----	7.6	56.6	-----	-----	74.0	-----	17.4	-----
11 001.63	H	-----	37.5	7.6	-----	45.1	0.3	-----	54.0	-----	8.6
11 007.87	V	49.7	-----	7.6	57.3	-----	-----	74.0	-----	16.7	-----
10 997.07	V	-----	36.3	7.6	-----	43.9	0.3	-----	54.0	-----	9.8

Ch.120(5 600 MHz)

Frequency [MHz]	(P)	Reading PK [dBuV]	Reading AV [dBuV]	c.f [dB(1/m)]	Level PK [dB(uV/m)]	Level AV [dB(uV/m)]	Duty Cycle Factor [dB]	Limit PK [dB(uV/m)]	Limit AV [dB(uV/m)]	Margin PK [dB]	Margin AV [dB]
11 196.36	H	48.2	-----	7.9	56.1	-----	-----	74.0	-----	17.9	-----
11 192.99	H	-----	36.6	7.9	-----	44.5	0.3	-----	54.0	-----	9.2
11 198.56	V	49.9	-----	7.9	57.8	-----	-----	74.0	-----	16.2	-----
11 199.91	V	-----	36.3	7.9	-----	44.2	0.3	-----	54.0	-----	9.5

Ch.144(5 720 MHz)

Frequency [MHz]	(P)	Reading PK [dBuV]	Reading AV [dBuV]	c.f [dB(1/m)]	Level PK [dB(uV/m)]	Level AV [dB(uV/m)]	Duty Cycle Factor [dB]	Limit PK [dB(uV/m)]	Limit AV [dB(uV/m)]	Margin PK [dB]	Margin AV [dB]
11 441.39	H	48.8	-----	8.5	57.3	-----	-----	74.0	-----	16.7	-----
11 442.57	H	-----	37.2	8.5	-----	45.7	0.3	-----	54.0	-----	8.0
11 443.92	V	51.3	-----	8.5	59.8	-----	-----	74.0	-----	14.2	-----
11 439.87	V	-----	37.0	8.5	-----	45.5	0.3	-----	54.0	-----	8.2

Ch.149(5 745 MHz)

Frequency [MHz]	(P)	Reading PK [dBuV]	Reading AV [dBuV]	c.f [dB(1/m)]	Level PK [dB(uV/m)]	Level AV [dB(uV/m)]	Duty Cycle Factor [dB]	Limit PK [dB(uV/m)]	Limit AV [dB(uV/m)]	Margin PK [dB]	Margin AV [dB]
11 486.44	H	48.4	-----	8.5	56.9	-----	-----	74.0	-----	17.1	-----
11 487.46	H	-----	36.3	8.5	-----	44.8	0.3	-----	54.0	-----	8.9
11 490.49	V	50.7	-----	8.5	59.2	-----	-----	74.0	-----	14.8	-----
11 489.82	V	-----	37.4	8.5	-----	45.9	0.3	-----	54.0	-----	7.8

Ch.157(5 785 MHz)

Frequency [MHz]	(P)	Reading PK [dBuV]	Reading AV [dBuV]	c.f [dB(1/m)]	Level PK [dB(uV/m)]	Level AV [dB(uV/m)]	Duty Cycle Factor [dB]	Limit PK [dB(uV/m)]	Limit AV [dB(uV/m)]	Margin PK [dB]	Margin AV [dB]
11 566.60	H	48.5	-----	8.5	57.0	-----	-----	74.0	-----	17.0	-----
11 567.95	H	-----	36.2	8.5	-----	44.7	0.3	-----	54.0	-----	9.0
11 576.05	V	51.2	-----	8.5	59.7	-----	-----	74.0	-----	14.3	-----
11 571.33	V	-----	37.7	8.5	-----	46.2	0.3	-----	54.0	-----	7.5

Ch.165(5 825 MHz)

Frequency [MHz]	(P)	Reading PK [dBuV]	Reading AV [dBuV]	c.f [dB(1/m)]	Level PK [dB(uV/m)]	Level AV [dB(uV/m)]	Duty Cycle Factor [dB]	Limit PK [dB(uV/m)]	Limit AV [dB(uV/m)]	Margin PK [dB]	Margin AV [dB]
11 650.97	H	48.7	-----	8.6	57.3	-----	-----	74.0	-----	16.7	-----
11 641.19	H	-----	36.6	8.5	-----	45.1	0.3	-----	54.0	-----	8.6
11 646.25	V	51.6	-----	8.5	60.1	-----	-----	74.0	-----	13.9	-----
11 650.13	V	-----	37.6	8.6	-----	46.2	0.3	-----	54.0	-----	7.5
17 433.18	H	46.7	-----	13.7	60.4	-----	-----	74.0	-----	13.6	-----
17 464.60	H	-----	35.9	13.6	-----	49.5	0.3	-----	54.0	-----	4.2
17 465.10	V	48.9	-----	13.6	62.5	-----	-----	74.0	-----	11.5	-----
17 488.04	V	-----	35.5	13.5	-----	49.0	0.3	-----	54.0	-----	4.7

Remarks

1. The unwanted emission was measured in the following position: EUT stand-up position(Z axis), lie-down positon(X,Y axis). The worst emission was found in lie-down positon(X axis) and the worst case was recorded.
2. Peak Result = Reading + c.f(Correction factor)
   Average Result = Reading + c.f(Correction factor) + Duty Cycle Factor
3. Correction factor = Antenna factor + Cable loss - Amp Gain

Worst Case Mode :	802.11ax_HE20_SU
Worst Case Transfer Rate :	MCS 0
Distance of Measurements :	3 Meters
Operating Frequency :	5 180 MHz
Channel :	36

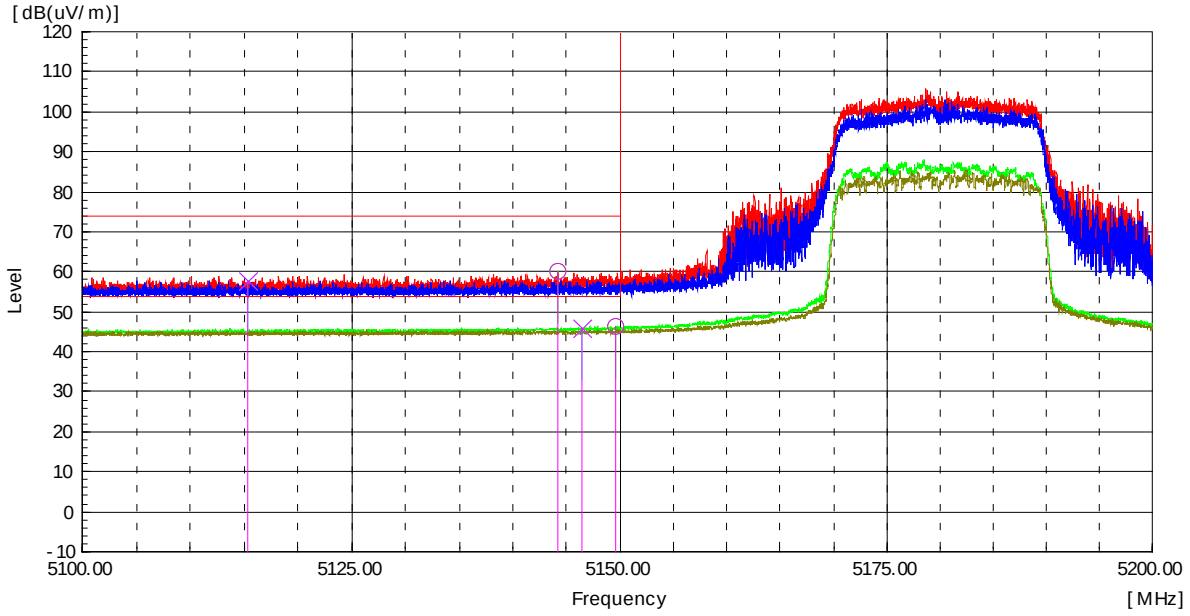

Frequency [MHz]	(P)	Reading PK [dBuV]	Reading AV [dBuV]	c.f [dB(1/m)]	Level PK [dB(uV/m)]	Level AV [dB(uV/m)]	Duty Cycle Factor [dB]	Limit PK [dB(uV/m)]	Limit AV [dB(uV/m)]	Margin PK [dB]	Margin AV [dB]
5 144.15	H	58.8	-----	1.4	60.2	-----	-----	74.0	-----	13.8	-----
5 149.66	H	-----	44.8	1.4	-----	46.2	0.3	-----	54.0	-----	7.5
5 115.39	V	56.5	-----	1.3	57.8	-----	-----	74.0	-----	16.2	-----
5 146.41	V	-----	44.5	1.4	-----	45.9	0.3	-----	54.0	-----	7.8

Radiated Restricted Band Edge Plot

Worst Case Mode :	802.11ax_HE20_SU
Worst Case Transfer Rate :	MCS 0
Distance of Measurements :	3 Meters
Operating Frequency :	5 320 MHz
Channel :	64

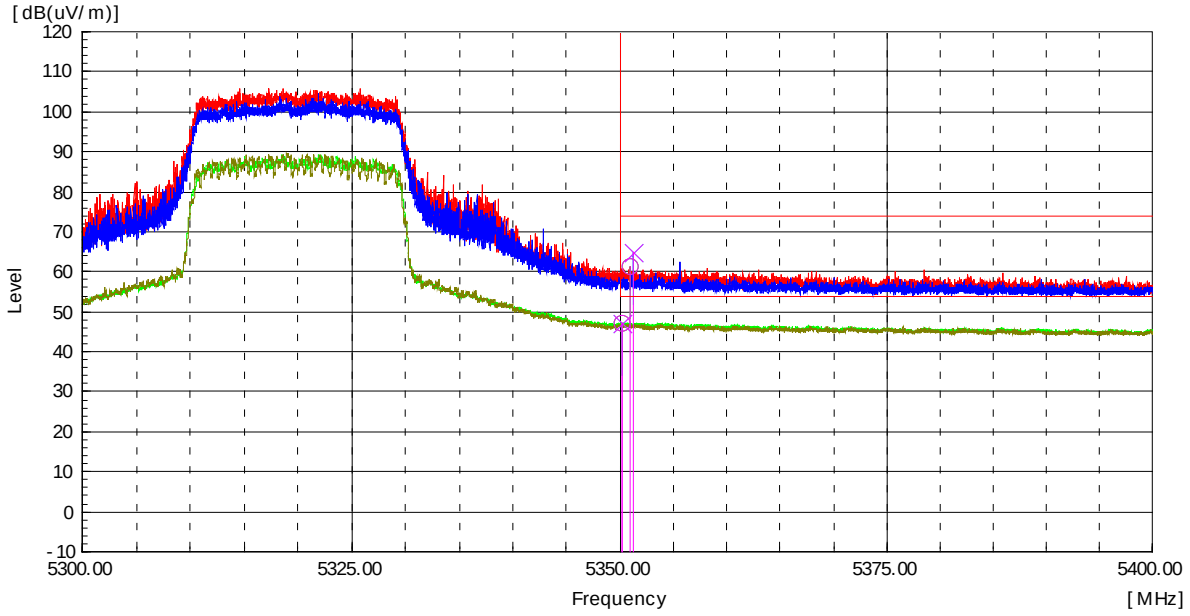

Frequency [MHz]	(P)	Reading PK [dBuV]	Reading AV [dBuV]	c.f [dB(1/m)]	Level PK [dB(uV/m)]	Level AV [dB(uV/m)]	Duty Cycle Factor [dB]	Limit PK [dB(uV/m)]	Limit AV [dB(uV/m)]	Margin PK [dB]	Margin AV [dB]
5 350.96	H	59.2	-----	2.1	61.3	-----	-----	74.0	-----	12.7	-----
5 350.26	H	-----	45.1	2.1	-----	47.2	0.3	-----	54.0	-----	6.5
5 351.30	V	62.9	-----	2.1	65.0	-----	-----	74.0	-----	9.0	-----
5 350.26	V	-----	45.0	2.1	-----	47.1	0.3	-----	54.0	-----	6.6

Radiated Restricted Band Edge Plot

Worst Case Mode :	802.11ax_HE20_SU
Worst Case Transfer Rate :	MCS 0
Distance of Measurements :	3 Meters
Operating Frequency :	5 500 MHz
Channel :	100

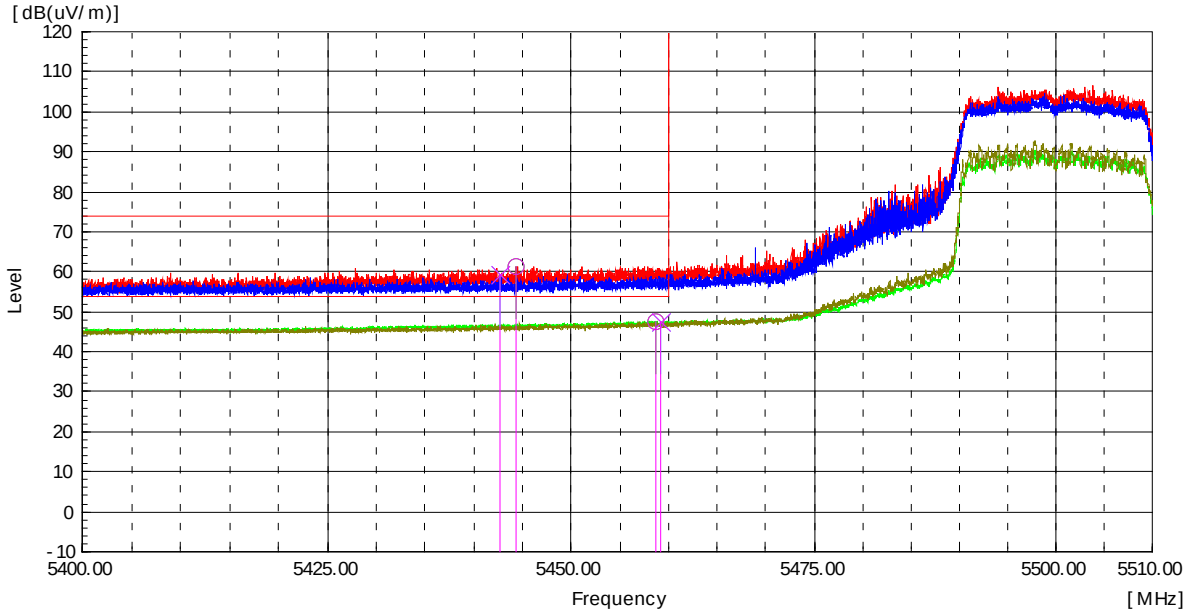

Frequency [MHz]	(P)	Reading PK [dBuV]	Reading AV [dBuV]	c.f [dB(1/m)]	Level PK [dB(uV/m)]	Level AV [dB(uV/m)]	Duty Cycle Factor [dB]	Limit PK [dB(uV/m)]	Limit AV [dB(uV/m)]	Margin PK [dB]	Margin AV [dB]
5 444.33	H	59.4	-----	2.0	61.4	-----	-----	74.0	-----	12.6	-----
5 458.73	H	-----	45.6	2.0	-----	47.6	0.3	-----	54.0	-----	6.1
5 442.60	V	57.2	-----	2.0	59.2	-----	-----	74.0	-----	14.8	-----
5 459.19	V	-----	45.6	2.0	-----	47.6	0.3	-----	54.0	-----	6.1

Radiated Restricted Band Edge Plot

Worst Case Mode :	802.11ax_HE20_SU
Worst Case Transfer Rate :	MCS 0
Distance of Measurements :	3 Meters
Operating Frequency :	5 745 MHz
Channel :	149

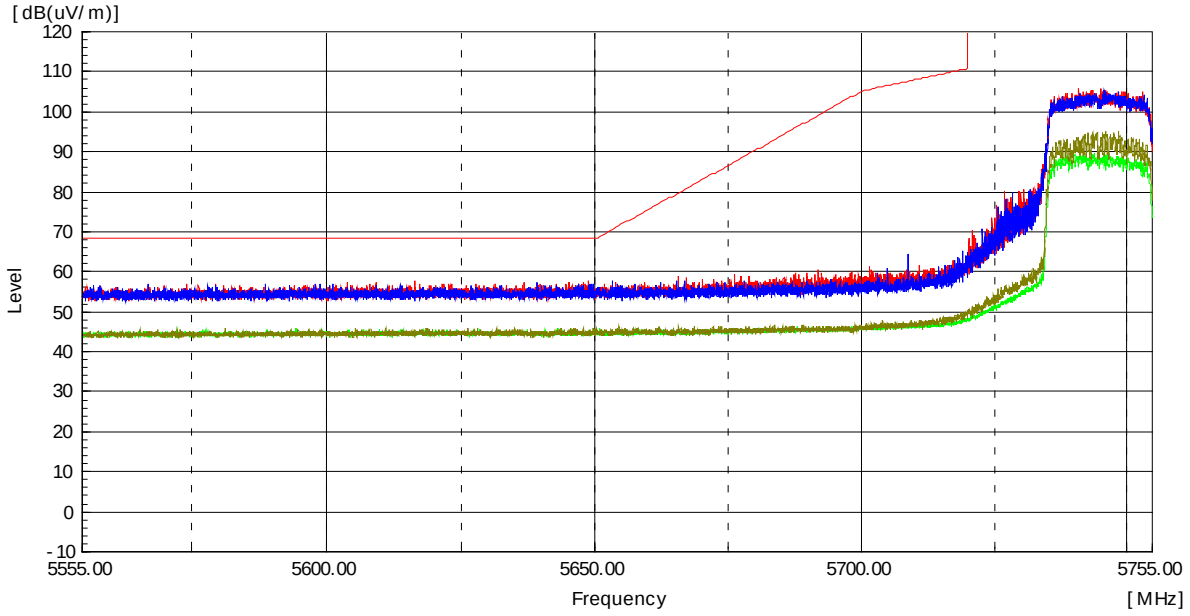

Frequency [MHz]	(P)	Reading PK [dBuV]	Reading AV [dBuV]	c.f [dB(1/m)]	Level PK [dB(uV/m)]	Level AV [dB(uV/m)]	Duty Cycle Factor [dB]	Limit PK [dB(uV/m)]	Limit AV [dB(uV/m)]	Margin PK [dB]	Margin AV [dB]

The emissions above 1 GHz were 20 dB lower than the limit.

Radiated Restricted Band Edge Plot

Worst Case Mode :	802.11ax_HE20_SU
Worst Case Transfer Rate :	MCS 0
Distance of Measurements :	3 Meters
Operating Frequency :	5 825 MHz
Channel :	165

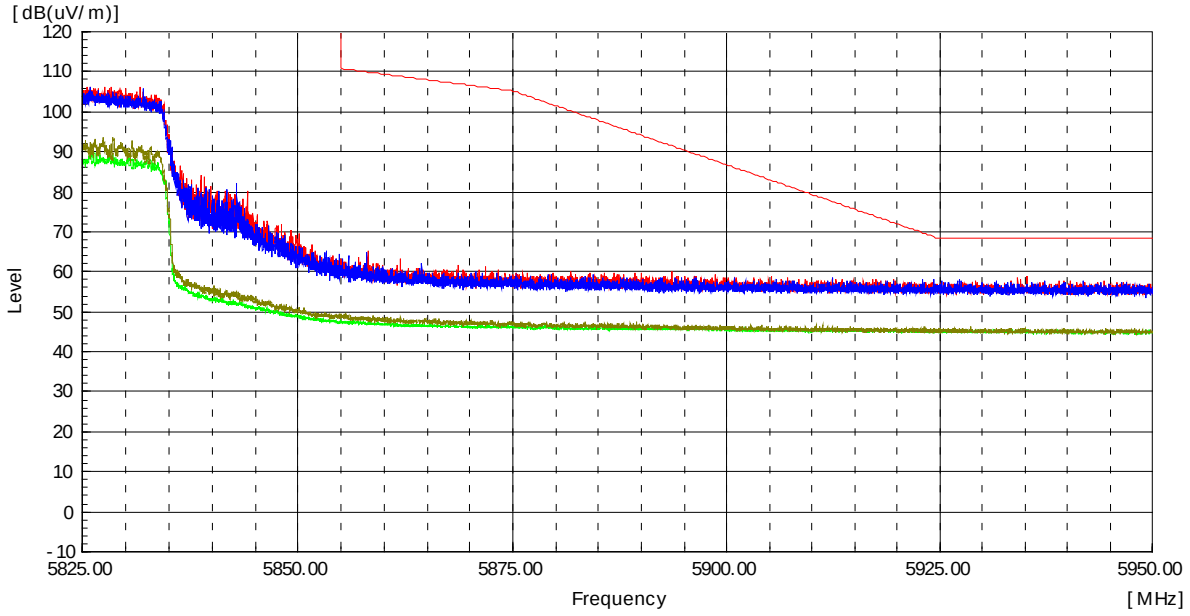

Frequency [MHz]	(P)	Reading PK [dBuV]	Reading AV [dBuV]	c.f [dB(1/m)]	Level PK [dB(uV/m)]	Level AV [dB(uV/m)]	Duty Cycle Factor [dB]	Limit PK [dB(uV/m)]	Limit AV [dB(uV/m)]	Margin PK [dB]	Margin AV [dB]

The emissions above 1 GHz were 20 dB lower than the limit.

Radiated Restricted Band Edge Plot

Test mode : Transmitter, 802.11ax_HE20_26T

The requirements are:
☒ Complies

Test Data

Ch.36(5 180 MHz)

Frequency [MHz]	(P)	Reading PK [dBuV]	Reading AV [dBuV]	c.f [dB(1/m)]	Level PK [dB(uV/m)]	Level AV [dB(uV/m)]	Duty Cycle Factor [dB]	Limit PK [dB(uV/m)]	Limit AV [dB(uV/m)]	Margin PK [dB]	Margin AV [dB]
10 342.35	H	48.5	-----	7.0	55.5	-----	-----	74.0	-----	18.5	-----
10 342.53	H	-----	36.9	7.0	-----	44.1	0.2	-----	54.0	-----	9.9
10 351.45	V	46.3	-----	7.1	53.4	-----	-----	74.0	-----	20.6	-----
10 343.58	V	-----	35.0	7.0	-----	42.2	0.2	-----	54.0	-----	11.8

Ch.40(5 200 MHz)

Frequency [MHz]	(P)	Reading PK [dBuV]	Reading AV [dBuV]	c.f [dB(1/m)]	Level PK [dB(uV/m)]	Level AV [dB(uV/m)]	Duty Cycle Factor [dB]	Limit PK [dB(uV/m)]	Limit AV [dB(uV/m)]	Margin PK [dB]	Margin AV [dB]
10 384.35	H	49.0	-----	7.3	56.3	-----	-----	74.0	-----	17.7	-----
10 383.13	H	-----	36.9	7.3	-----	44.4	0.2	-----	54.0	-----	9.6
10 394.67	V	46.7	-----	7.4	54.1	-----	-----	74.0	-----	19.9	-----
10 383.13	V	-----	35.2	7.3	-----	42.7	0.2	-----	54.0	-----	11.3

Ch.48(5 240 MHz)

Frequency [MHz]	(P)	Reading PK [dBuV]	Reading AV [dBuV]	c.f [dB(1/m)]	Level PK [dB(uV/m)]	Level AV [dB(uV/m)]	Duty Cycle Factor [dB]	Limit PK [dB(uV/m)]	Limit AV [dB(uV/m)]	Margin PK [dB]	Margin AV [dB]
10 462.92	H	49.2	-----	7.1	56.3	-----	-----	74.0	-----	17.7	-----
10 462.92	H	-----	36.2	7.1	-----	43.5	0.2	-----	54.0	-----	10.5
10 458.55	V	46.0	-----	7.0	53.0	-----	-----	74.0	-----	21.0	-----
10 462.92	V	-----	34.4	7.1	-----	41.7	0.2	-----	54.0	-----	12.3

Ch.52(5 260 MHz)

Frequency [MHz]	(P)	Reading PK [dBuV]	Reading AV [dBuV]	c.f [dB(1/m)]	Level PK [dB(uV/m)]	Level AV [dB(uV/m)]	Duty Cycle Factor [dB]	Limit PK [dB(uV/m)]	Limit AV [dB(uV/m)]	Margin PK [dB]	Margin AV [dB]
10 519.97	H	53.4	-----	7.4	60.8	-----	-----	74.0	-----	13.2	-----
10 519.97	H	-----	40.9	7.4	-----	48.5	0.2	-----	54.0	-----	5.5
10 520.15	V	49.7	-----	7.4	57.1	-----	-----	74.0	-----	16.9	-----
10 519.63	V	-----	36.5	7.4	-----	44.1	0.2	-----	54.0	-----	9.9

Ch.60(5 300 MHz)

Frequency [MHz]	(P)	Reading PK [dBuV]	Reading AV [dBuV]	c.f [dB(1/m)]	Level PK [dB(uV/m)]	Level AV [dB(uV/m)]	Duty Cycle Factor [dB]	Limit PK [dB(uV/m)]	Limit AV [dB(uV/m)]	Margin PK [dB]	Margin AV [dB]
10 601.88	H	52.5	-----	7.2	59.7	-----	-----	74.0	-----	14.3	-----
10 599.95	H	-----	41.6	7.2	-----	49.0	0.2	-----	54.0	-----	5.0
10 598.03	V	49.5	-----	7.2	56.7	-----	-----	74.0	-----	17.3	-----
10 599.78	V	-----	37.5	7.2	-----	44.9	0.2	-----	54.0	-----	9.1

Ch.64(5 320 MHz)

Frequency [MHz]	(P)	Reading PK [dBuV]	Reading AV [dBuV]	c.f [dB(1/m)]	Level PK [dB(uV/m)]	Level AV [dB(uV/m)]	Duty Cycle Factor [dB]	Limit PK [dB(uV/m)]	Limit AV [dB(uV/m)]	Margin PK [dB]	Margin AV [dB]
10 639.67	H	52.8	-----	7.6	60.4	-----	-----	74.0	-----	13.6	-----
10 640.03	H	-----	40.5	7.6	-----	48.3	0.2	-----	54.0	-----	5.7
10 641.25	V	47.8	-----	7.7	55.5	-----	-----	74.0	-----	18.5	-----
10 640.20	V	-----	36.5	7.7	-----	44.4	0.2	-----	54.0	-----	9.6

Ch.100(5 500 MHz)

Frequency [MHz]	(P)	Reading PK [dBuV]	Reading AV [dBuV]	c.f [dB(1/m)]	Level PK [dB(uV/m)]	Level AV [dB(uV/m)]	Duty Cycle Factor [dB]	Limit PK [dB(uV/m)]	Limit AV [dB(uV/m)]	Margin PK [dB]	Margin AV [dB]
11 001.05	H	49.1	-----	7.9	57.0	-----	-----	74.0	-----	17.0	-----
11 000.17	H	-----	37.2	7.9	-----	45.3	0.2	-----	54.0	-----	8.7
11 000.70	V	47.7	-----	7.9	55.6	-----	-----	74.0	-----	18.4	-----
10 999.83	V	-----	36.6	7.9	-----	44.7	0.2	-----	54.0	-----	9.3

Ch.120(5 600 MHz)

Frequency [MHz]	(P)	Reading PK [dBuV]	Reading AV [dBuV]	c.f [dB(1/m)]	Level PK [dB(uV/m)]	Level AV [dB(uV/m)]	Duty Cycle Factor [dB]	Limit PK [dB(uV/m)]	Limit AV [dB(uV/m)]	Margin PK [dB]	Margin AV [dB]
11 199.50	H	49.5	-----	8.2	57.7	-----	-----	74.0	-----	16.3	-----
11 199.67	H	-----	37.4	8.2	-----	45.8	0.2	-----	54.0	-----	8.2
11 199.85	V	48.5	-----	8.3	56.8	-----	-----	74.0	-----	17.2	-----
11 199.85	V	-----	37.7	8.3	-----	46.2	0.2	-----	54.0	-----	7.8

Ch.144(5 720 MHz)

Frequency [MHz]	(P)	Reading PK [dBuV]	Reading AV [dBuV]	c.f [dB(1/m)]	Level PK [dB(uV/m)]	Level AV [dB(uV/m)]	Duty Cycle Factor [dB]	Limit PK [dB(uV/m)]	Limit AV [dB(uV/m)]	Margin PK [dB]	Margin AV [dB]
11 440.13	H	49.8	-----	8.8	58.6	-----	-----	74.0	-----	15.4	-----
11 439.95	H	-----	38.2	8.8	-----	47.2	0.2	-----	54.0	-----	6.8
11 439.95	V	50.0	-----	8.8	58.8	-----	-----	74.0	-----	15.2	-----
11 439.78	V	-----	39.1	8.8	-----	48.1	0.2	-----	54.0	-----	5.9

Ch.149(5 745 MHz)

Frequency [MHz]	(P)	Reading PK [dBuV]	Reading AV [dBuV]	c.f [dB(1/m)]	Level PK [dB(uV/m)]	Level AV [dB(uV/m)]	Duty Cycle Factor [dB]	Limit PK [dB(uV/m)]	Limit AV [dB(uV/m)]	Margin PK [dB]	Margin AV [dB]
11 489.30	H	51.7	-----	8.5	60.2	-----	-----	74.0	-----	13.8	-----
11 489.83	H	-----	39.4	8.5	-----	48.1	0.2	-----	54.0	-----	5.9
11 491.05	V	51.7	-----	8.5	60.2	-----	-----	74.0	-----	13.8	-----
11 489.65	V	-----	40.3	8.5	-----	49.0	0.2	-----	54.0	-----	5.0

Ch.157(5 785 MHz)

Frequency [MHz]	(P)	Reading PK [dBuV]	Reading AV [dBuV]	c.f [dB(1/m)]	Level PK [dB(uV/m)]	Level AV [dB(uV/m)]	Duty Cycle Factor [dB]	Limit PK [dB(uV/m)]	Limit AV [dB(uV/m)]	Margin PK [dB]	Margin AV [dB]
11 569.63	H	51.6	-----	8.7	60.3	-----	-----	74.0	-----	13.7	-----
11 569.63	H	-----	38.8	8.7	-----	47.7	0.2	-----	54.0	-----	6.3
11 570.33	V	51.6	-----	8.7	60.3	-----	-----	74.0	-----	13.7	-----
11 569.63	V	-----	39.8	8.7	-----	48.7	0.2	-----	54.0	-----	5.3

Ch.165(5 825 MHz)

Frequency [MHz]	(P)	Reading PK [dBuV]	Reading AV [dBuV]	c.f [dB(1/m)]	Level PK [dB(uV/m)]	Level AV [dB(uV/m)]	Duty Cycle Factor [dB]	Limit PK [dB(uV/m)]	Limit AV [dB(uV/m)]	Margin PK [dB]	Margin AV [dB]
11 649.08	H	52.0	-----	8.5	60.5	-----	-----	74.0	-----	13.5	-----
11 649.95	H	-----	40.2	8.5	-----	48.9	0.2	-----	54.0	-----	5.1
11 649.78	V	51.4	-----	8.5	59.9	-----	-----	74.0	-----	14.1	-----
11 649.95	V	-----	40.0	8.5	-----	48.7	0.2	-----	54.0	-----	5.3

Remarks

1. The unwanted emission was measured in the following position: EUT stand-up position(Z axis), lie-down positon(X,Y axis). The worst emission was found in lie-down positon(X axis) and the worst case was recorded.
2. Peak Result = Reading + c.f(Correction factor)
   Average Result = Reading + c.f(Correction factor) + Duty Cycle Factor
3. Correction factor = Antenna factor + Cable loss - Amp Gain

Worst Case Mode :	802.11ax_HE20_26T
Worst Case Transfer Rate :	MCS 0
Distance of Measurements :	3 Meters
Operating Frequency :	5 180 MHz
Channel :	36

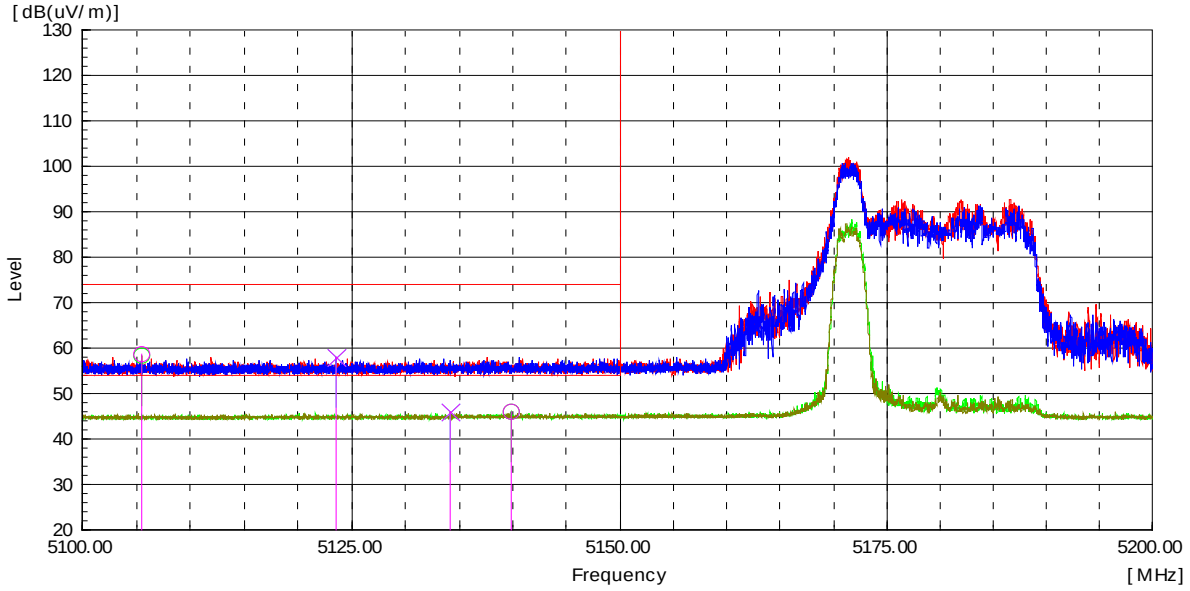

Frequency [MHz]	(P)	Reading PK [dBuV]	Reading AV [dBuV]	c.f [dB(1/m)]	Level PK [dB(uV/m)]	Level AV [dB(uV/m)]	Duty Cycle Factor [dB]	Limit PK [dB(uV/m)]	Limit AV [dB(uV/m)]	Margin PK [dB]	Margin AV [dB]
5 105.54	H	56.7	-----	1.8	58.5	-----	-----	74.0	-----	15.5	-----
5 139.79	H	-----	44.0	2.0	-----	46.2	0.2	-----	54.0	-----	7.8
5 123.60	V	56.1	-----	1.9	58.0	-----	-----	74.0	-----	16.0	-----
5 134.21	V	-----	43.9	2.0	-----	46.1	0.2	-----	54.0	-----	7.9

Radiated Restricted Band Edge Plot

Worst Case Mode :	802.11ax_HE20_26T
Worst Case Transfer Rate :	MCS 0
Distance of Measurements :	3 Meters
Operating Frequency :	5 320 MHz
Channel :	64

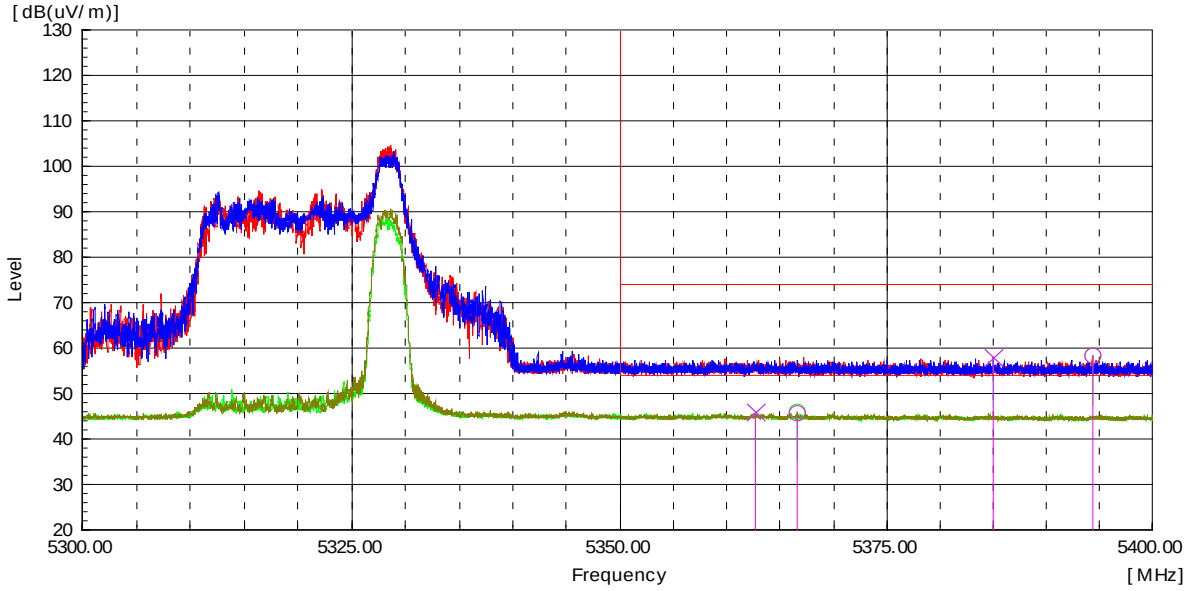

Frequency [MHz]	(P)	Reading PK [dBuV]	Reading AV [dBuV]	c.f [dB(1/m)]	Level PK [dB(uV/m)]	Level AV [dB(uV/m)]	Duty Cycle Factor [dB]	Limit PK [dB(uV/m)]	Limit AV [dB(uV/m)]	Margin PK [dB]	Margin AV [dB]
5 394.33	H	56.0	-----	2.2	58.2	-----	-----	74.0	-----	15.8	-----
5 366.60	H	-----	43.6	2.2	-----	46.0	0.2	-----	54.0	-----	8.0
5 385.05	V	55.9	-----	2.2	58.1	-----	-----	74.0	-----	15.9	-----
5 362.75	V	-----	43.9	2.2	-----	46.3	0.2	-----	54.0	-----	7.7

Radiated Restricted Band Edge Plot

Worst Case Mode :	802.11ax_HE20_26T
Worst Case Transfer Rate :	MCS 0
Distance of Measurements :	3 Meters
Operating Frequency :	5 500 MHz
Channel :	100

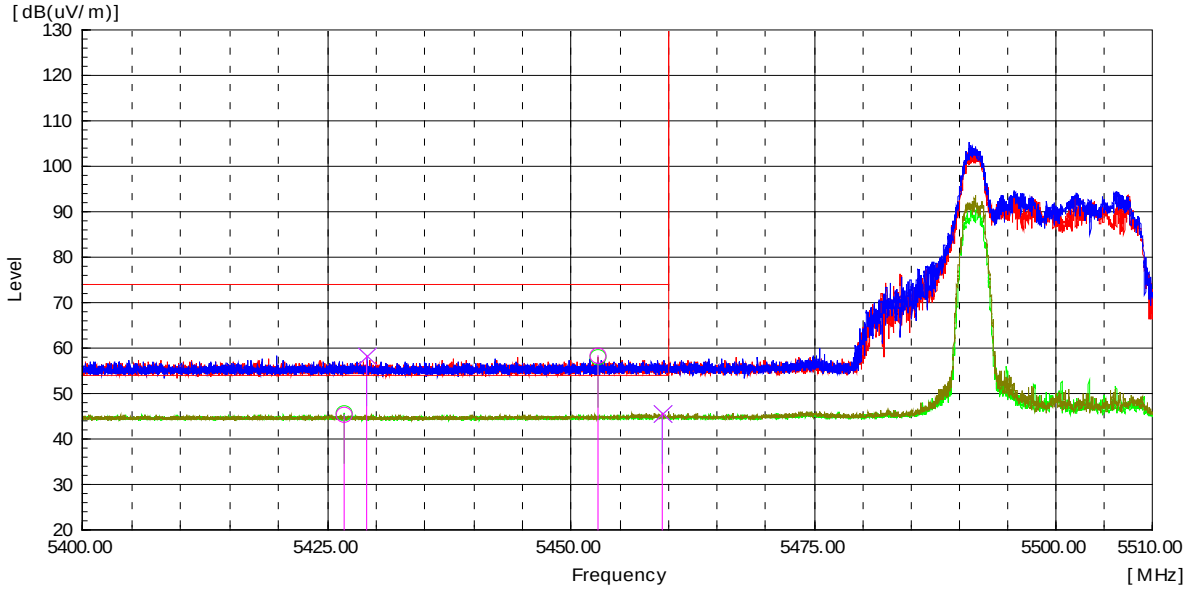

Frequency [MHz]	(P)	Reading PK [dBuV]	Reading AV [dBuV]	c.f [dB(1/m)]	Level PK [dB(uV/m)]	Level AV [dB(uV/m)]	Duty Cycle Factor [dB]	Limit PK [dB(uV/m)]	Limit AV [dB(uV/m)]	Margin PK [dB]	Margin AV [dB]
5 452.70	H	56.1	-----	2.1	58.2	-----	-----	74.0	-----	15.8	-----
5 426.73	H	-----	43.3	2.2	-----	45.7	0.2	-----	54.0	-----	8.3
5 429.10	V	56.2	-----	2.1	58.3	-----	-----	74.0	-----	15.7	-----
5 459.37	V	-----	43.5	2.1	-----	45.8	0.2	-----	54.0	-----	8.2

Radiated Restricted Band Edge Plot

Worst Case Mode :	802.11ax_HE20_26T
Worst Case Transfer Rate :	MCS 0
Distance of Measurements :	3 Meters
Operating Frequency :	5 745 MHz
Channel :	149

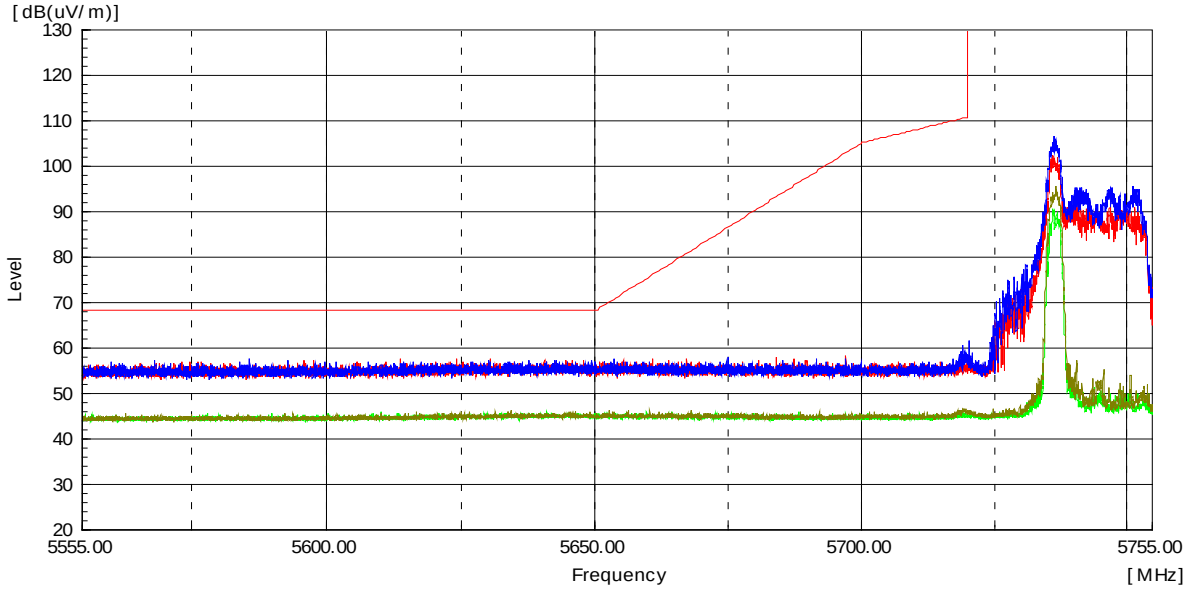

Frequency [MHz]	(P)	Reading PK [dBuV]	Reading AV [dBuV]	c.f [dB(1/m)]	Level PK [dB(uV/m)]	Level AV [dB(uV/m)]	Duty Cycle Factor [dB]	Limit PK [dB(uV/m)]	Limit AV [dB(uV/m)]	Margin PK [dB]	Margin AV [dB]

The emissions above 1 GHz were 20 dB lower than the limit.

Radiated Restricted Band Edge Plot

Worst Case Mode :	802.11ax_HE20_26T
Worst Case Transfer Rate :	MCS 0
Distance of Measurements :	3 Meters
Operating Frequency :	5 825 MHz
Channel :	165

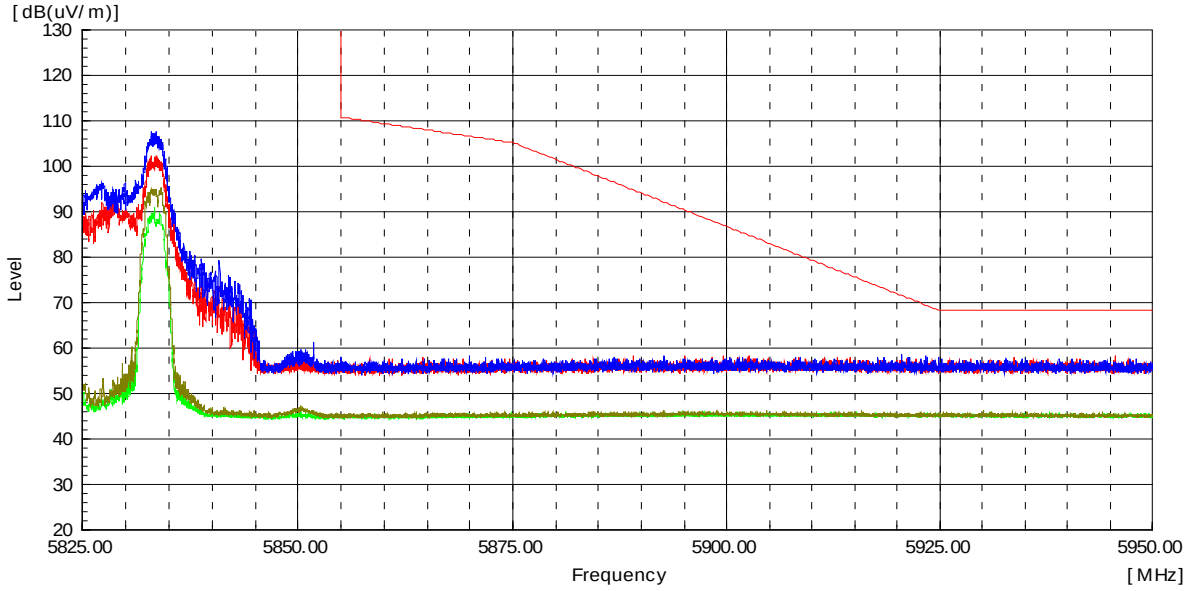

Frequency [MHz]	(P)	Reading PK [dBuV]	Reading AV [dBuV]	c.f [dB(1/m)]	Level PK [dB(uV/m)]	Level AV [dB(uV/m)]	Duty Cycle Factor [dB]	Limit PK [dB(uV/m)]	Limit AV [dB(uV/m)]	Margin PK [dB]	Margin AV [dB]

The emissions above 1 GHz were 20 dB lower than the limit.

Radiated Restricted Band Edge Plot

Test mode : Transmitter, 802.11n_HT40

The requirements are:
☒ Complies

Test Data

Ch.38(5 190 MHz)

Frequency [MHz]	(P)	Reading PK [dBuV]	Reading AV [dBuV]	c.f [dB(1/m)]	Level PK [dB(uV/m)]	Level AV [dB(uV/m)]	Duty Cycle Factor [dB]	Limit PK [dB(uV/m)]	Limit AV [dB(uV/m)]	Margin PK [dB]	Margin AV [dB]
15 539.92	H	47.9	-----	11.1	59.0	-----	-----	74.0	-----	15.0	-----
15 545.66	H	-----	36.6	11.1	-----	47.7	0.3	-----	54.0	-----	6.0
15 568.60	V	51.2	-----	11.0	62.2	-----	-----	74.0	-----	11.8	-----
15 570.85	V	-----	37.3	11.0	-----	48.3	0.3	-----	54.0	-----	5.4

Ch.46(5 230 MHz)

Frequency [MHz]	(P)	Reading PK [dBuV]	Reading AV [dBuV]	c.f [dB(1/m)]	Level PK [dB(uV/m)]	Level AV [dB(uV/m)]	Duty Cycle Factor [dB]	Limit PK [dB(uV/m)]	Limit AV [dB(uV/m)]	Margin PK [dB]	Margin AV [dB]
10 481.71	H	46.8	-----	6.9	53.7	-----	-----	74.0	-----	20.3	-----
10 461.63	H	-----	35.1	6.9	-----	42.0	0.3	-----	54.0	-----	11.7
10 461.46	V	47.6	-----	6.9	54.5	-----	-----	74.0	-----	19.5	-----
10 465.17	V	-----	35.1	6.9	-----	42.0	0.3	-----	54.0	-----	11.7
15 711.25	H	48.4	-----	11.2	59.6	-----	-----	74.0	-----	14.4	-----
15 727.70	H	-----	36.8	11.2	-----	48.0	0.3	-----	54.0	-----	5.7
15 684.56	V	50.9	-----	11.2	62.1	-----	-----	74.0	-----	11.9	-----
15 675.34	V	-----	37.5	11.2	-----	48.7	0.3	-----	54.0	-----	5.0

Ch.54(5 270 MHz)

Frequency [MHz]	(P)	Reading PK [dBuV]	Reading AV [dBuV]	c.f [dB(1/m)]	Level PK [dB(uV/m)]	Level AV [dB(uV/m)]	Duty Cycle Factor [dB]	Limit PK [dB(uV/m)]	Limit AV [dB(uV/m)]	Margin PK [dB]	Margin AV [dB]
10 538.74	H	45.8	-----	7.1	52.9	-----	-----	74.0	-----	21.1	-----
10 541.44	H	-----	35.4	7.1	-----	42.5	0.3	-----	54.0	-----	11.2
10 536.55	V	49.9	-----	7.1	57.0	-----	-----	74.0	-----	17.0	-----
10 544.99	V	-----	35.2	7.1	-----	42.3	0.3	-----	54.0	-----	11.4
15 805.76	H	48.1	-----	11.2	59.3	-----	-----	74.0	-----	14.7	-----
15 776.33	H	-----	37.1	11.2	-----	48.3	0.3	-----	54.0	-----	5.4
15 802.52	V	50.7	-----	11.2	61.9	-----	-----	74.0	-----	12.1	-----
15 829.45	V	-----	38.1	11.3	-----	49.4	0.3	-----	54.0	-----	4.3

Ch.62(5 310 MHz)

Frequency [MHz]	(P)	Reading PK [dBuV]	Reading AV [dBuV]	c.f [dB(1/m)]	Level PK [dB(uV/m)]	Level AV [dB(uV/m)]	Duty Cycle Factor [dB]	Limit PK [dB(uV/m)]	Limit AV [dB(uV/m)]	Margin PK [dB]	Margin AV [dB]
10 663.28	H	46.3	-----	7.3	53.6	-----	-----	74.0	-----	20.4	-----
10 613.67	H	-----	35.5	7.2	-----	42.7	0.3	-----	54.0	-----	11.0
10 616.88	V	49.5	-----	7.2	56.7	-----	-----	74.0	-----	17.3	-----
10 627.67	V	-----	35.7	7.2	-----	42.9	0.3	-----	54.0	-----	10.8

Ch.102(5 510 MHz)

Frequency [MHz]	(P)	Reading PK [dBuV]	Reading AV [dBuV]	c.f [dB(1/m)]	Level PK [dB(uV/m)]	Level AV [dB(uV/m)]	Duty Cycle Factor [dB]	Limit PK [dB(uV/m)]	Limit AV [dB(uV/m)]	Margin PK [dB]	Margin AV [dB]
11 034.53	H	47.1	-----	7.8	54.9	-----	-----	74.0	-----	19.1	-----
11 019.51	H	-----	36.4	7.7	-----	44.1	0.3	-----	54.0	-----	9.6
11 016.47	V	50.1	-----	7.7	57.8	-----	-----	74.0	-----	16.2	-----
11 030.65	V	-----	36.8	7.8	-----	44.6	0.3	-----	54.0	-----	9.1
16 519.22	H	47.3	-----	13.3	60.6	-----	-----	74.0	-----	13.4	-----
16 516.98	H	-----	36.2	13.3	-----	49.5	0.3	-----	54.0	-----	4.2
16 525.70	V	51.0	-----	13.3	64.3	-----	-----	74.0	-----	9.7	-----
16 524.96	V	-----	37.0	13.3	-----	50.3	0.3	-----	54.0	-----	3.4

Ch.118(5 590 MHz)

Frequency [MHz]	(P)	Reading PK [dBuV]	Reading AV [dBuV]	c.f [dB(1/m)]	Level PK [dB(uV/m)]	Level AV [dB(uV/m)]	Duty Cycle Factor [dB]	Limit PK [dB(uV/m)]	Limit AV [dB(uV/m)]	Margin PK [dB]	Margin AV [dB]
11 197.88	H	46.7	-----	7.9	54.6	-----	-----	74.0	-----	19.4	-----
11 178.47	H	-----	36.1	7.9	-----	44.0	0.3	-----	54.0	-----	9.7
11 174.26	V	48.2	-----	7.9	56.1	-----	-----	74.0	-----	17.9	-----
11 183.71	V	-----	36.3	7.9	-----	44.2	0.3	-----	54.0	-----	9.5
16 789.79	H	46.2	-----	14.3	60.5	-----	-----	74.0	-----	13.5	-----
16 795.28	H	-----	35.3	14.3	-----	49.6	0.3	-----	54.0	-----	4.1
16 770.34	V	49.5	-----	14.2	63.7	-----	-----	74.0	-----	10.3	-----
16 779.82	V	-----	35.8	14.2	-----	50.0	0.3	-----	54.0	-----	3.7

Ch.142(5 710 MHz)

Frequency [MHz]	(P)	Reading PK [dBuV]	Reading AV [dBuV]	c.f [dB(1/m)]	Level PK [dB(uV/m)]	Level AV [dB(uV/m)]	Duty Cycle Factor [dB]	Limit PK [dB(uV/m)]	Limit AV [dB(uV/m)]	Margin PK [dB]	Margin AV [dB]
11 420.29	H	47.2	-----	8.5	55.7	-----	-----	74.0	-----	18.3	-----
11 457.59	H	-----	34.9	8.5	-----	43.4	0.3	-----	54.0	-----	10.3
11 427.38	V	48.7	-----	8.5	57.2	-----	-----	74.0	-----	16.8	-----
11 422.99	V	-----	36.1	8.5	-----	44.6	0.3	-----	54.0	-----	9.1
17 133.18	V	49.2	-----	14.3	63.5	-----	-----	74.0	-----	10.5	-----
17 106.25	V	-----	35.4	14.4	-----	49.8	0.3	-----	54.0	-----	3.9

Ch.151(5 755 MHz)

Frequency [MHz]	(P)	Reading PK [dBuV]	Reading AV [dBuV]	c.f [dB(1/m)]	Level PK [dB(uV/m)]	Level AV [dB(uV/m)]	Duty Cycle Factor [dB]	Limit PK [dB(uV/m)]	Limit AV [dB(uV/m)]	Margin PK [dB]	Margin AV [dB]
11 515.81	H	47.4	-----	8.5	55.9	-----	-----	74.0	-----	18.1	-----
11 515.47	H	-----	35.8	8.5	-----	44.3	0.3	-----	54.0	-----	9.4
11 508.72	V	51.5	-----	8.5	60.0	-----	-----	74.0	-----	14.0	-----
11 510.91	V	-----	37.8	8.5	-----	46.3	0.3	-----	54.0	-----	7.4
17 273.08	V	49.5	-----	13.8	63.3	-----	-----	74.0	-----	10.7	-----
17 239.66	V	-----	35.8	14.0	-----	49.8	0.3	-----	54.0	-----	3.9

Ch.159(5 795 MHz)

Frequency [MHz]	(P)	Reading PK [dBuV]	Reading AV [dBuV]	c.f [dB(1/m)]	Level PK [dB(uV/m)]	Level AV [dB(uV/m)]	Duty Cycle Factor [dB]	Limit PK [dB(uV/m)]	Limit AV [dB(uV/m)]	Margin PK [dB]	Margin AV [dB]
11 592.76	H	47.2	-----	8.5	55.7	-----	-----	74.0	-----	18.3	-----
11 598.33	H	-----	34.6	8.5	-----	43.1	0.3	-----	54.0	-----	10.6
11 586.68	V	50.3	-----	8.5	58.8	-----	-----	74.0	-----	15.2	-----
11 593.26	V	-----	36.3	8.5	-----	44.8	0.3	-----	54.0	-----	8.9
17 369.09	H	46.9	-----	13.8	60.7	-----	-----	74.0	-----	13.3	-----
17 349.39	H	-----	35.7	13.8	-----	49.5	0.3	-----	54.0	-----	4.2
17 396.52	V	49.2	-----	13.8	63.0	-----	-----	74.0	-----	11.0	-----
17 339.91	V	-----	35.3	13.8	-----	49.1	0.3	-----	54.0	-----	4.6

Remarks

1. The unwanted emission was measured in the following position: EUT stand-up position(Z axis), lie-down positon(X,Y axis). The worst emission was found in lie-down positon(X axis) and the worst case was recorded.
2. Peak Result = Reading + c.f(Correction factor)
   Average Result = Reading + c.f(Correction factor) + Duty Cycle Factor
3. Correction factor = Antenna factor + Cable loss - Amp Gain

Worst Case Mode :	802.11n_HT40
Worst Case Transfer Rate :	MCS 0
Distance of Measurements :	3 Meters
Operating Frequency :	5 190 MHz
Channel :	38

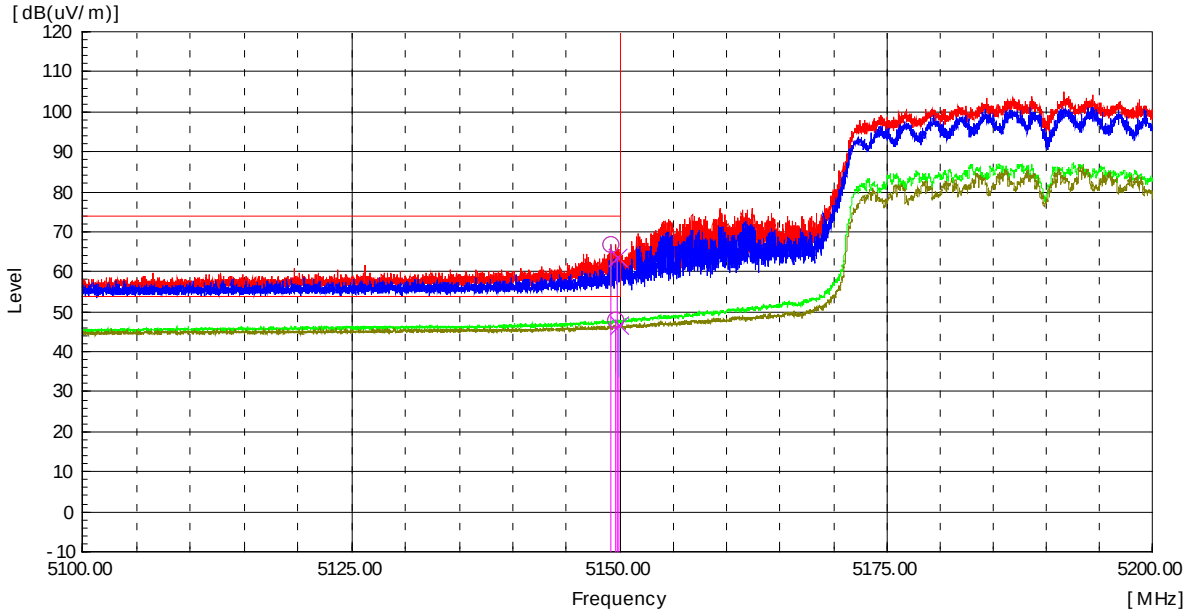

Frequency [MHz]	(P)	Reading PK [dBuV]	Reading AV [dBuV]	c.f [dB(1/m)]	Level PK [dB(uV/m)]	Level AV [dB(uV/m)]	Duty Cycle Factor [dB]	Limit PK [dB(uV/m)]	Limit AV [dB(uV/m)]	Margin PK [dB]	Margin AV [dB]
5 149.09	H	65.5	-----	1.4	66.9	-----	-----	74.0	-----	7.1	-----
5 149.56	H	-----	46.6	1.4	-----	48.0	0.3	-----	54.0	-----	5.7
5 149.69	V	62.2	-----	1.4	63.6	-----	-----	74.0	-----	10.4	-----
5 149.98	V	-----	45.2	1.4	-----	46.6	0.3	-----	54.0	-----	7.1

Radiated Restricted Band Edge Plot

Worst Case Mode :	802.11n_HT40
Worst Case Transfer Rate :	MCS 0
Distance of Measurements :	3 Meters
Operating Frequency :	5 310 MHz
Channel :	62

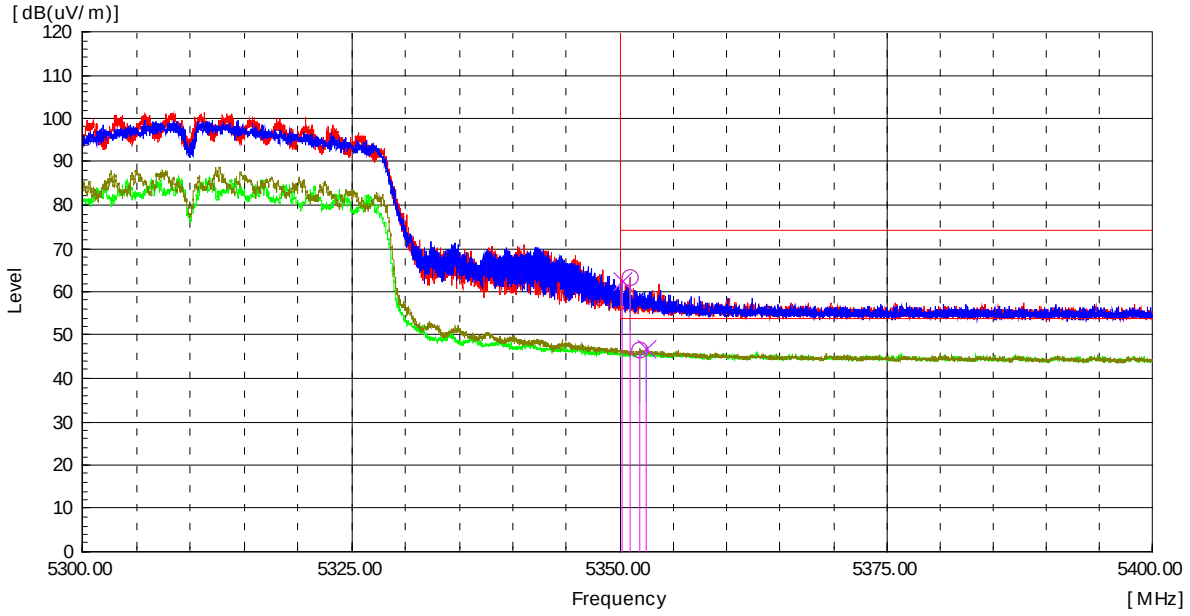

Frequency [MHz]	(P)	Reading PK [dBuV]	Reading AV [dBuV]	c.f [dB(1/m)]	Level PK [dB(uV/m)]	Level AV [dB(uV/m)]	Duty Cycle Factor [dB]	Limit PK [dB(uV/m)]	Limit AV [dB(uV/m)]	Margin PK [dB]	Margin AV [dB]
5 351.03	H	61.0	-----	2.1	63.1	-----	-----	74.0	-----	10.9	-----
5 351.94	H	-----	44.3	2.1	-----	46.4	0.3	-----	54.0	-----	7.3
5 350.28	V	60.3	-----	2.1	62.4	-----	-----	74.0	-----	11.6	-----
5 352.40	V	-----	44.7	2.1	-----	46.8	0.3	-----	54.0	-----	6.9

Radiated Restricted Band Edge Plot

Worst Case Mode :	802.11n_HT40
Worst Case Transfer Rate :	MCS 0
Distance of Measurements :	3 Meters
Operating Frequency :	5 510 MHz
Channel :	102

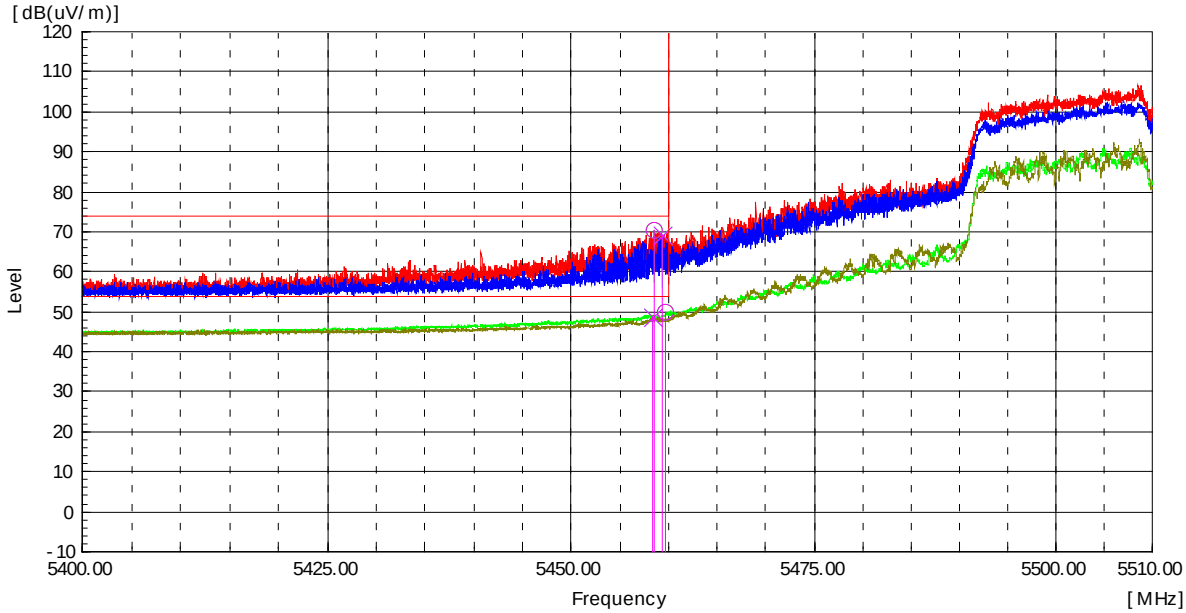

Frequency [MHz]	(P)	Reading PK [dBuV]	Reading AV [dBuV]	c.f [dB(1/m)]	Level PK [dB(uV/m)]	Level AV [dB(uV/m)]	Duty Cycle Factor [dB]	Limit PK [dB(uV/m)]	Limit AV [dB(uV/m)]	Margin PK [dB]	Margin AV [dB]
5 458.56	H	68.2	-----	2.0	70.2	-----	-----	74.0	-----	3.8	-----
5 459.73	H	-----	47.8	2.0	-----	49.8	0.3	-----	54.0	-----	3.9
5 459.35	V	67.3	-----	2.0	69.3	-----	-----	74.0	-----	4.7	-----
5 458.29	V	-----	46.7	2.0	-----	48.7	0.3	-----	54.0	-----	5.0

Radiated Restricted Band Edge Plot

Worst Case Mode :	802.11n_HT40
Worst Case Transfer Rate :	MCS 0
Distance of Measurements :	3 Meters
Operating Frequency :	5 755 MHz
Channel :	151

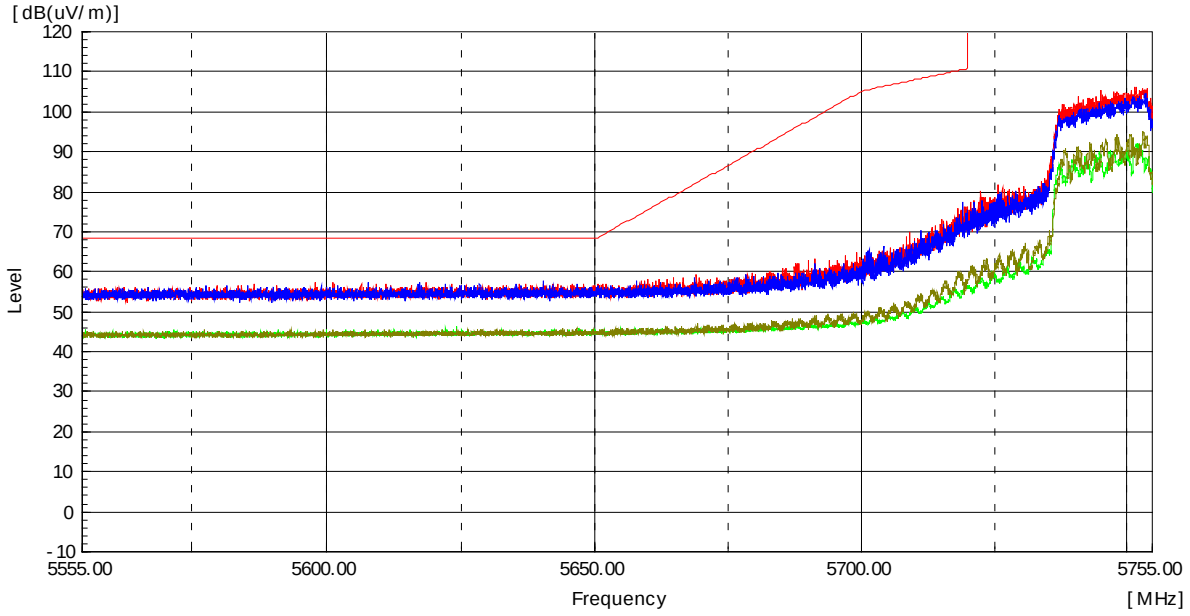

Frequency [MHz]	(P)	Reading PK [dBuV]	Reading AV [dBuV]	c.f [dB(1/m)]	Level PK [dB(uV/m)]	Level AV [dB(uV/m)]	Duty Cycle Factor [dB]	Limit PK [dB(uV/m)]	Limit AV [dB(uV/m)]	Margin PK [dB]	Margin AV [dB]

The emissions above 1 GHz were 20 dB lower than the limit.

Radiated Restricted Band Edge Plot

Worst Case Mode :	802.11n_HT40
Worst Case Transfer Rate :	MCS 0
Distance of Measurements :	3 Meters
Operating Frequency :	5 795 MHz
Channel :	159

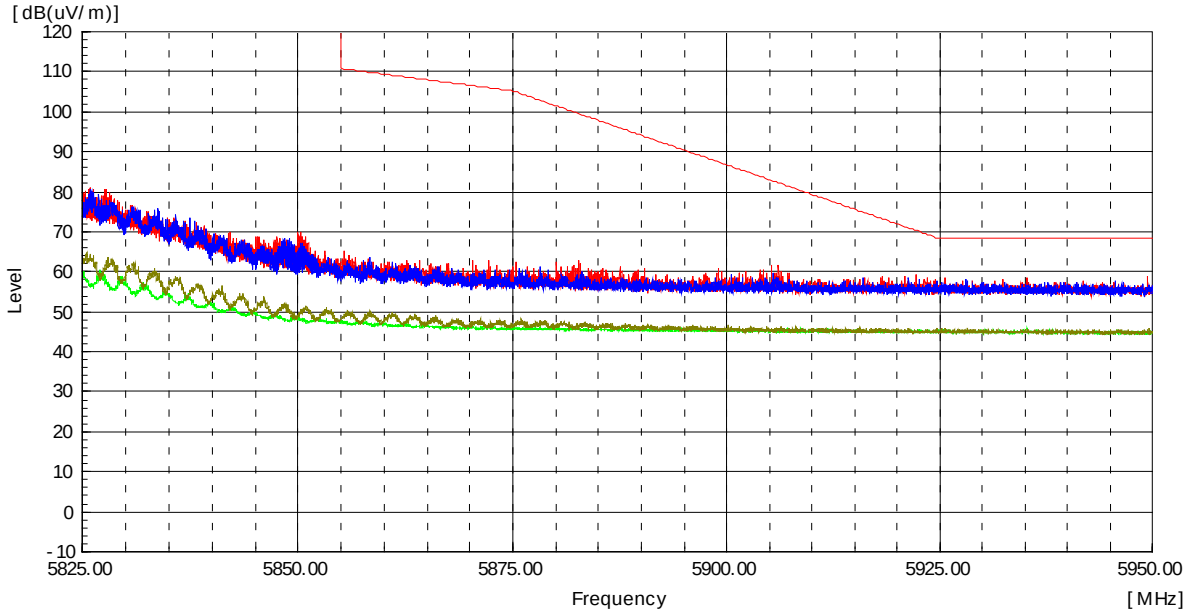

Frequency [MHz]	(P)	Reading PK [dBuV]	Reading AV [dBuV]	c.f [dB(1/m)]	Level PK [dB(uV/m)]	Level AV [dB(uV/m)]	Duty Cycle Factor [dB]	Limit PK [dB(uV/m)]	Limit AV [dB(uV/m)]	Margin PK [dB]	Margin AV [dB]

The emissions above 1 GHz were 20 dB lower than the limit.

Radiated Restricted Band Edge Plot

Test mode : Transmitter, 802.11ac_VHT40

The requirements are:
☒ Complies

Test Data

Ch.38(5 190 MHz)

Frequency [MHz]	(P)	Reading PK [dBuV]	Reading AV [dBuV]	c.f [dB(1/m)]	Level PK [dB(uV/m)]	Level AV [dB(uV/m)]	Duty Cycle Factor [dB]	Limit PK [dB(uV/m)]	Limit AV [dB(uV/m)]	Margin PK [dB]	Margin AV [dB]
10 380.29	V	46.9	-----	6.7	53.6	-----	-----	74.0	-----	20.4	-----
10 385.69	V	-----	35.0	6.7	-----	41.7	0.5	-----	54.0	-----	11.8
15 569.10	H	47.6	-----	11.0	58.6	-----	-----	74.0	-----	15.4	-----
15 559.13	H	-----	36.6	11.0	-----	47.6	0.5	-----	54.0	-----	5.9
15 559.88	V	50.9	-----	11.0	61.9	-----	-----	74.0	-----	12.1	-----
15 562.37	V	-----	37.0	11.0	-----	48.0	0.5	-----	54.0	-----	5.5

Ch.46(5 230 MHz)

Frequency [MHz]	(P)	Reading PK [dBuV]	Reading AV [dBuV]	c.f [dB(1/m)]	Level PK [dB(uV/m)]	Level AV [dB(uV/m)]	Duty Cycle Factor [dB]	Limit PK [dB(uV/m)]	Limit AV [dB(uV/m)]	Margin PK [dB]	Margin AV [dB]
10 488.12	H	46.7	-----	6.9	53.6	-----	-----	74.0	-----	20.4	-----
10 456.73	H	-----	35.1	6.9	-----	42.0	0.5	-----	54.0	-----	11.5
10 467.87	V	46.9	-----	6.9	53.8	-----	-----	74.0	-----	20.2	-----
10 461.29	V	-----	35.2	6.9	-----	42.1	0.5	-----	54.0	-----	11.4
15 671.84	H	48.1	-----	11.2	59.3	-----	-----	74.0	-----	14.7	-----
15 679.33	H	-----	36.6	11.2	-----	47.8	0.5	-----	54.0	-----	5.7
15 695.78	V	51.0	-----	11.2	62.2	-----	-----	74.0	-----	11.8	-----
15 679.08	V	-----	36.8	11.2	-----	48.0	0.5	-----	54.0	-----	5.5

Ch.54(5 270 MHz)

Frequency [MHz]	(P)	Reading PK [dBuV]	Reading AV [dBuV]	c.f [dB(1/m)]	Level PK [dB(uV/m)]	Level AV [dB(uV/m)]	Duty Cycle Factor [dB]	Limit PK [dB(uV/m)]	Limit AV [dB(uV/m)]	Margin PK [dB]	Margin AV [dB]
10 531.99	H	46.4	-----	7.1	53.5	-----	-----	74.0	-----	20.5	-----
10 541.78	H	-----	34.9	7.1	-----	42.0	0.5	-----	54.0	-----	11.5
10 538.24	V	47.6	-----	7.1	54.7	-----	-----	74.0	-----	19.3	-----
10 546.67	V	-----	35.5	7.1	-----	42.6	0.5	-----	54.0	-----	10.9
15 860.37	H	47.6	-----	11.4	59.0	-----	-----	74.0	-----	15.0	-----
15 867.11	H	-----	37.4	11.4	-----	48.8	0.5	-----	54.0	-----	4.7
15 814.99	V	50.5	-----	11.2	61.7	-----	-----	74.0	-----	12.3	-----
15 798.03	V	-----	37.8	11.2	-----	49.0	0.5	-----	54.0	-----	4.5

Ch.62(5 310 MHz)

Frequency [MHz]	(P)	Reading PK [dBuV]	Reading AV [dBuV]	c.f [dB(1/m)]	Level PK [dB(uV/m)]	Level AV [dB(uV/m)]	Duty Cycle Factor [dB]	Limit PK [dB(uV/m)]	Limit AV [dB(uV/m)]	Margin PK [dB]	Margin AV [dB]
10 621.43	H	46.1	-----	7.2	53.3	-----	-----	74.0	-----	20.7	-----
10 623.29	H	-----	35.2	7.2	-----	42.4	0.5	-----	54.0	-----	11.1
10 627.34	V	48.5	-----	7.2	55.7	-----	-----	74.0	-----	18.3	-----
10 626.49	V	-----	35.3	7.2	-----	42.5	0.5	-----	54.0	-----	11.0

Ch.102(5 510 MHz)

Frequency [MHz]	(P)	Reading PK [dBuV]	Reading AV [dBuV]	c.f [dB(1/m)]	Level PK [dB(uV/m)]	Level AV [dB(uV/m)]	Duty Cycle Factor [dB]	Limit PK [dB(uV/m)]	Limit AV [dB(uV/m)]	Margin PK [dB]	Margin AV [dB]
11 016.47	H	47.6	-----	7.7	55.3	-----	-----	74.0	-----	18.7	-----
11 018.16	H	-----	36.5	7.7	-----	44.2	0.5	-----	54.0	-----	9.3
11 016.31	V	51.4	-----	7.7	59.1	-----	-----	74.0	-----	14.9	-----
11 020.69	V	-----	36.3	7.7	-----	44.0	0.5	-----	54.0	-----	9.5
16 528.95	H	47.1	-----	13.4	60.5	-----	-----	74.0	-----	13.5	-----
16 549.64	H	-----	35.8	13.5	-----	49.3	0.5	-----	54.0	-----	4.2
16 532.69	V	49.0	-----	13.4	62.4	-----	-----	74.0	-----	11.6	-----
16 519.72	V	-----	37.3	13.3	-----	50.6	0.5	-----	54.0	-----	2.9

Ch.118(5 590 MHz)

Frequency [MHz]	(P)	Reading PK [dBuV]	Reading AV [dBuV]	c.f [dB(1/m)]	Level PK [dB(uV/m)]	Level AV [dB(uV/m)]	Duty Cycle Factor [dB]	Limit PK [dB(uV/m)]	Limit AV [dB(uV/m)]	Margin PK [dB]	Margin AV [dB]
11 189.44	H	46.4	-----	7.9	54.3	-----	-----	74.0	-----	19.7	-----
11 189.44	H	-----	35.6	7.9	-----	43.5	0.5	-----	54.0	-----	10.0
11 176.62	V	48.5	-----	7.9	56.4	-----	-----	74.0	-----	17.6	-----
11 190.63	V	-----	36.0	7.9	-----	43.9	0.5	-----	54.0	-----	9.6
16 762.36	V	48.8	-----	14.2	63.0	-----	-----	74.0	-----	11.0	-----
16 763.61	V	-----	35.9	14.2	-----	50.1	0.5	-----	54.0	-----	3.4

Ch.142(5 710 MHz)

Frequency [MHz]	(P)	Reading PK [dBuV]	Reading AV [dBuV]	c.f [dB(1/m)]	Level PK [dB(uV/m)]	Level AV [dB(uV/m)]	Duty Cycle Factor [dB]	Limit PK [dB(uV/m)]	Limit AV [dB(uV/m)]	Margin PK [dB]	Margin AV [dB]
11 421.14	H	46.6	-----	8.5	55.1	-----	-----	74.0	-----	18.9	-----
11 425.53	H	-----	34.9	8.5	-----	43.4	0.5	-----	54.0	-----	10.1
11 421.14	V	50.8	-----	8.5	59.3	-----	-----	74.0	-----	14.7	-----
11 419.62	V	-----	35.5	8.5	-----	44.0	0.5	-----	54.0	-----	9.5
17 134.93	V	48.4	-----	14.2	62.6	-----	-----	74.0	-----	11.4	-----
17 112.23	V	-----	35.2	14.3	-----	49.5	0.5	-----	54.0	-----	4.0

Ch.151(5 755 MHz)

Frequency [MHz]	(P)	Reading PK [dBuV]	Reading AV [dBuV]	c.f [dB(1/m)]	Level PK [dB(uV/m)]	Level AV [dB(uV/m)]	Duty Cycle Factor [dB]	Limit PK [dB(uV/m)]	Limit AV [dB(uV/m)]	Margin PK [dB]	Margin AV [dB]
11 516.65	H	47.6	-----	8.5	56.1	-----	-----	74.0	-----	17.9	-----
11 510.07	H	-----	35.6	8.5	-----	44.1	0.5	-----	54.0	-----	9.4
11 506.36	V	51.5	-----	8.5	60.0	-----	-----	74.0	-----	14.0	-----
11 517.16	V	-----	37.2	8.5	-----	45.7	0.5	-----	54.0	-----	7.8
17 267.10	V	49.1	-----	13.9	63.0	-----	-----	74.0	-----	11.0	-----
17 222.46	V	-----	35.3	14.1	-----	49.4	0.5	-----	54.0	-----	4.1

Ch.159(5 795 MHz)

Frequency [MHz]	(P)	Reading PK [dBuV]	Reading AV [dBuV]	c.f [dB(1/m)]	Level PK [dB(uV/m)]	Level AV [dB(uV/m)]	Duty Cycle Factor [dB]	Limit PK [dB(uV/m)]	Limit AV [dB(uV/m)]	Margin PK [dB]	Margin AV [dB]
11 583.47	H	46.9	-----	8.5	55.4	-----	-----	74.0	-----	18.6	-----
11 599.51	H	-----	35.0	8.5	-----	43.5	0.5	-----	54.0	-----	10.0
11 586.17	V	50.6	-----	8.5	59.1	-----	-----	74.0	-----	14.9	-----
11 600.86	V	-----	36.5	8.5	-----	45.0	0.5	-----	54.0	-----	8.5
17 378.07	V	48.1	-----	13.8	61.9	-----	-----	74.0	-----	12.1	-----
17 394.28	V	-----	35.9	13.8	-----	49.7	0.5	-----	54.0	-----	3.8

Remarks

1. The unwanted emission was measured in the following position: EUT stand-up position(Z axis), lie-down positon(X,Y axis). The worst emission was found in lie-down positon(X axis) and the worst case was recorded.
2. Peak Result = Reading + c.f(Correction factor)
   Average Result = Reading + c.f(Correction factor) + Duty Cycle Factor
3. Correction factor = Antenna factor + Cable loss - Amp Gain

Worst Case Mode :	802.11ac_VHT40
Worst Case Transfer Rate :	MNSS 0
Distance of Measurements :	3 Meters
Operating Frequency :	5 190 MHz
Channel :	38

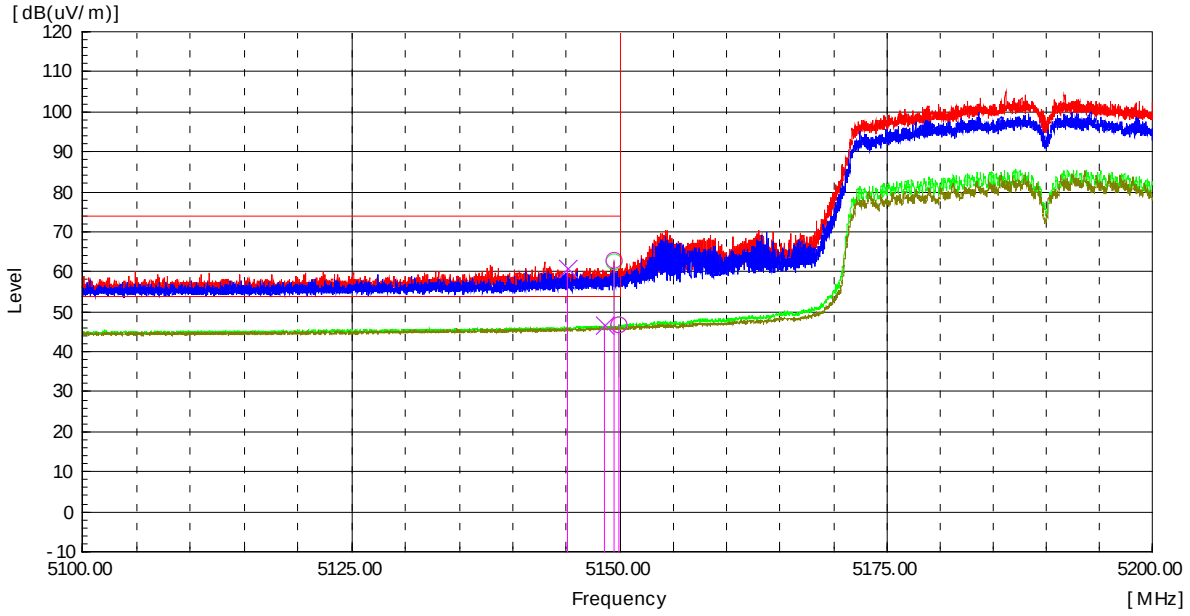

Frequency [MHz]	(P)	Reading PK [dBuV]	Reading AV [dBuV]	c.f [dB(1/m)]	Level PK [dB(uV/m)]	Level AV [dB(uV/m)]	Duty Cycle Factor [dB]	Limit PK [dB(uV/m)]	Limit AV [dB(uV/m)]	Margin PK [dB]	Margin AV [dB]
5 149.44	H	61.3	-----	1.4	62.7	-----	-----	74.0	-----	11.3	-----
5 149.89	H	-----	45.2	1.4	-----	46.6	0.5	-----	54.0	-----	6.9
5 145.09	V	59.5	-----	1.4	60.9	-----	-----	74.0	-----	13.1	-----
5 148.53	V	-----	45.2	1.4	-----	46.6	0.5	-----	54.0	-----	6.9

Radiated Restricted Band Edge Plot

Worst Case Mode :	802.11ac_VHT40
Worst Case Transfer Rate :	MNSS 0
Distance of Measurements :	3 Meters
Operating Frequency :	5 310 MHz
Channel :	62

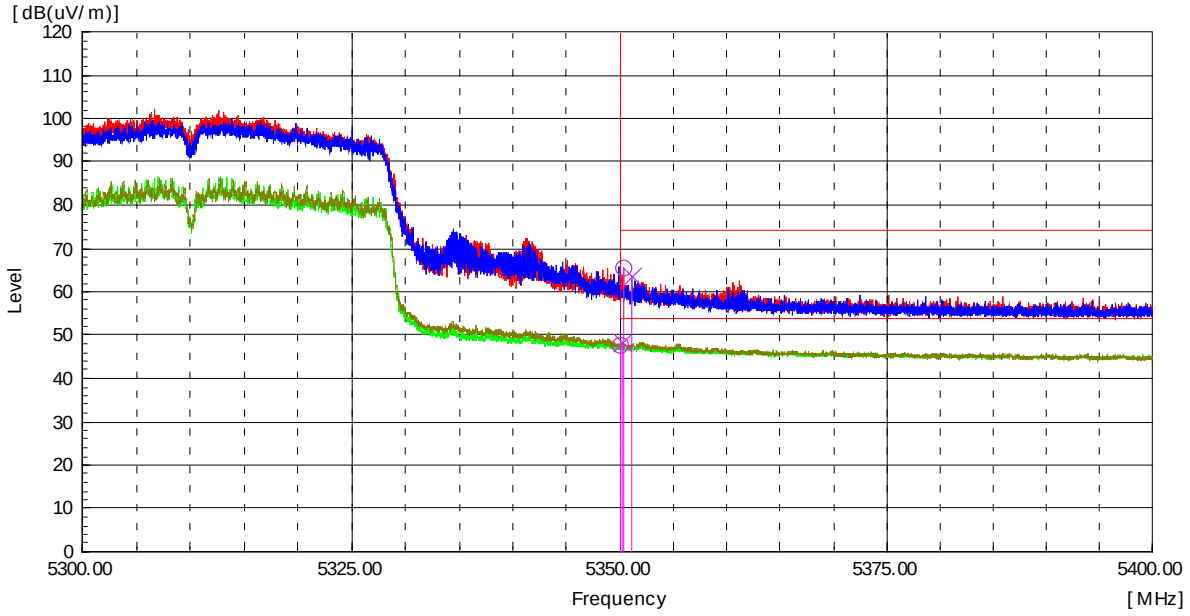

Frequency [MHz]	(P)	Reading PK [dBuV]	Reading AV [dBuV]	c.f [dB(1/m)]	Level PK [dB(uV/m)]	Level AV [dB(uV/m)]	Duty Cycle Factor [dB]	Limit PK [dB(uV/m)]	Limit AV [dB(uV/m)]	Margin PK [dB]	Margin AV [dB]
5 350.35	H	63.2	-----	2.1	65.3	-----	-----	74.0	-----	8.7	-----
5 350.09	H	-----	45.5	2.1	-----	47.6	0.5	-----	54.0	-----	5.9
5 351.13	V	61.4	-----	2.1	63.5	-----	-----	74.0	-----	10.5	-----
5 350.18	V	-----	46.4	2.1	-----	48.5	0.5	-----	54.0	-----	5.0

Radiated Restricted Band Edge Plot

Worst Case Mode :	802.11ac_VHT40
Worst Case Transfer Rate :	MNSS 0
Distance of Measurements :	3 Meters
Operating Frequency :	5 510 MHz
Channel :	102

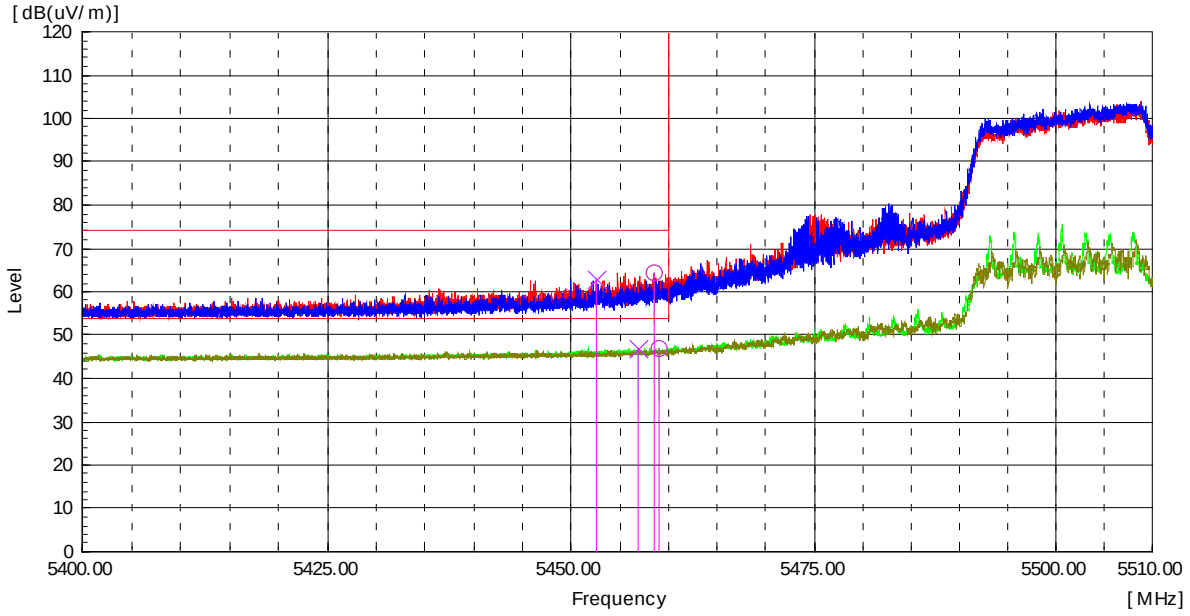

Frequency [MHz]	(P)	Reading PK [dBuV]	Reading AV [dBuV]	c.f [dB(1/m)]	Level PK [dB(uV/m)]	Level AV [dB(uV/m)]	Duty Cycle Factor [dB]	Limit PK [dB(uV/m)]	Limit AV [dB(uV/m)]	Margin PK [dB]	Margin AV [dB]
5 458.59	H	62.5	-----	2.0	64.5	-----	-----	74.0	-----	9.5	-----
5 459.02	H	-----	45.0	2.0	-----	47.0	0.5	-----	54.0	-----	6.5
5 452.51	V	61.0	-----	2.0	63.0	-----	-----	74.0	-----	11.0	-----
5 456.83	V	-----	44.9	2.0	-----	46.9	0.5	-----	54.0	-----	6.6

Radiated Restricted Band Edge Plot

Worst Case Mode :	802.11ac_VHT40
Worst Case Transfer Rate :	MNSS 0
Distance of Measurements :	3 Meters
Operating Frequency :	5 755 MHz
Channel :	151

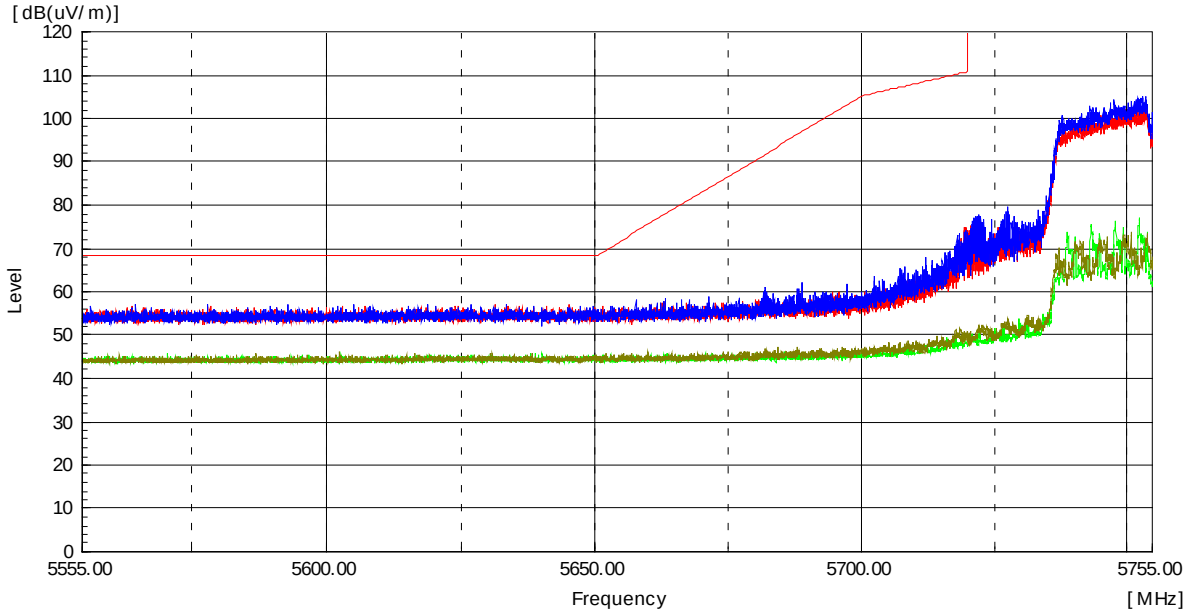

Frequency [MHz]	(P)	Reading PK [dBuV]	Reading AV [dBuV]	c.f [dB(1/m)]	Level PK [dB(uV/m)]	Level AV [dB(uV/m)]	Duty Cycle Factor [dB]	Limit PK [dB(uV/m)]	Limit AV [dB(uV/m)]	Margin PK [dB]	Margin AV [dB]

The emissions above 1 GHz were 20 dB lower than the limit.

Radiated Restricted Band Edge Plot

Worst Case Mode :	802.11ac_VHT40
Worst Case Transfer Rate :	MNSS 0
Distance of Measurements :	3 Meters
Operating Frequency :	5 795 MHz
Channel :	159

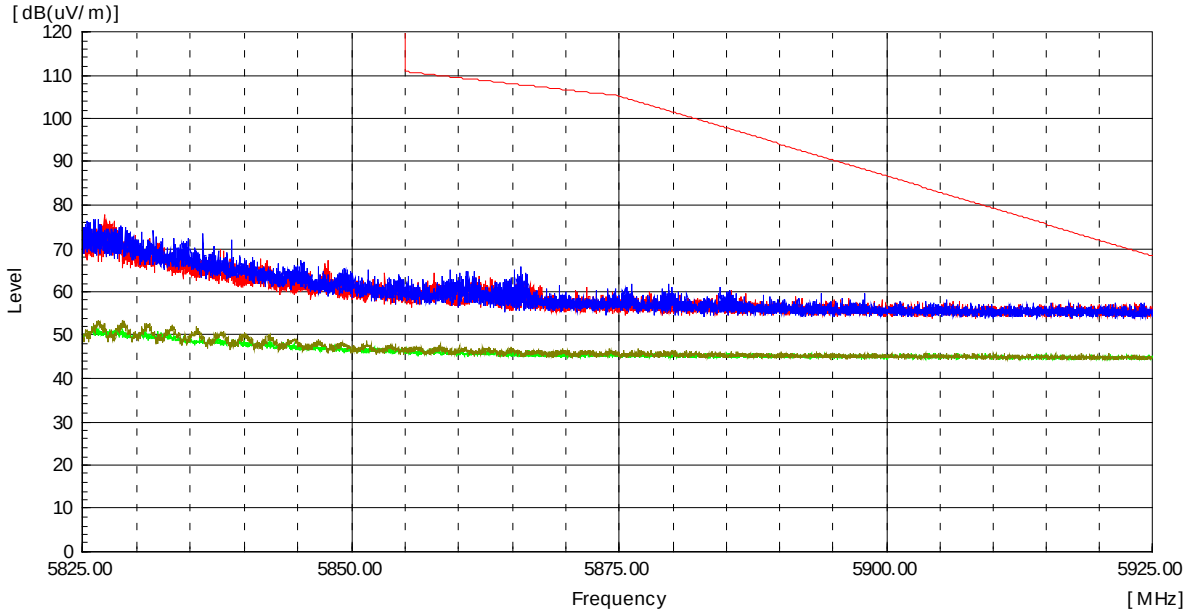

Frequency [MHz]	(P)	Reading PK [dBuV]	Reading AV [dBuV]	c.f [dB(1/m)]	Level PK [dB(uV/m)]	Level AV [dB(uV/m)]	Duty Cycle Factor [dB]	Limit PK [dB(uV/m)]	Limit AV [dB(uV/m)]	Margin PK [dB]	Margin AV [dB]

The emissions above 1 GHz were 20 dB lower than the limit.

Radiated Restricted Band Edge Plot

Test mode : Transmitter, 802.11ax_HE40_SU

The requirements are:
☒ Complies

Test Data

Ch.38(5 190 MHz)

Frequency [MHz]	(P)	Reading PK [dBuV]	Reading AV [dBuV]	c.f [dB(1/m)]	Level PK [dB(uV/m)]	Level AV [dB(uV/m)]	Duty Cycle Factor [dB]	Limit PK [dB(uV/m)]	Limit AV [dB(uV/m)]	Margin PK [dB]	Margin AV [dB]
15 584.56	H	47.6	-----	11.0	58.6	-----	-----	74.0	-----	15.4	-----
15 574.84	H	-----	36.4	11.0	-----	47.4	0.5	-----	54.0	-----	6.1
15 574.09	V	50.6	-----	11.0	61.6	-----	-----	74.0	-----	12.4	-----
15 561.12	V	-----	37.8	11.0	-----	48.8	0.5	-----	54.0	-----	4.7

Ch.46(5 230 MHz)

Frequency [MHz]	(P)	Reading PK [dBuV]	Reading AV [dBuV]	c.f [dB(1/m)]	Level PK [dB(uV/m)]	Level AV [dB(uV/m)]	Duty Cycle Factor [dB]	Limit PK [dB(uV/m)]	Limit AV [dB(uV/m)]	Margin PK [dB]	Margin AV [dB]
15 671.59	H	47.5	-----	11.2	58.7	-----	-----	74.0	-----	15.3	-----
15 659.87	H	-----	37.0	11.2	-----	48.2	0.5	-----	54.0	-----	5.3
15 686.31	V	50.7	-----	11.2	61.9	-----	-----	74.0	-----	12.1	-----
15 695.29	V	-----	37.6	11.2	-----	48.8	0.5	-----	54.0	-----	4.7

Ch.54(5 270 MHz)

Frequency [MHz]	(P)	Reading PK [dBuV]	Reading AV [dBuV]	c.f [dB(1/m)]	Level PK [dB(uV/m)]	Level AV [dB(uV/m)]	Duty Cycle Factor [dB]	Limit PK [dB(uV/m)]	Limit AV [dB(uV/m)]	Margin PK [dB]	Margin AV [dB]
10 546.00	H	45.8	-----	7.1	52.9	-----	-----	74.0	-----	21.1	-----
10 538.74	H	-----	35.9	7.1	-----	43.0	0.5	-----	54.0	-----	10.5
10 547.01	V	48.6	-----	7.1	55.7	-----	-----	74.0	-----	18.3	-----
10 555.28	V	-----	34.9	7.1	-----	42.0	0.5	-----	54.0	-----	11.5
15 883.56	H	48.0	-----	11.5	59.5	-----	-----	74.0	-----	14.5	-----
15 872.34	H	-----	36.6	11.4	-----	48.0	0.5	-----	54.0	-----	5.5
15 806.76	V	51.1	-----	11.2	62.3	-----	-----	74.0	-----	11.7	-----
15 812.99	V	-----	37.8	11.2	-----	49.0	0.5	-----	54.0	-----	4.5

Ch.62(5 310 MHz)

Frequency [MHz]	(P)	Reading PK [dBuV]	Reading AV [dBuV]	c.f [dB(1/m)]	Level PK [dB(uV/m)]	Level AV [dB(uV/m)]	Duty Cycle Factor [dB]	Limit PK [dB(uV/m)]	Limit AV [dB(uV/m)]	Margin PK [dB]	Margin AV [dB]
10 634.09	H	46.5	-----	7.2	53.7	-----	-----	74.0	-----	20.3	-----
10 616.71	H	-----	35.3	7.2	-----	42.5	0.5	-----	54.0	-----	11.0
10 627.34	V	48.6	-----	7.2	55.8	-----	-----	74.0	-----	18.2	-----
10 628.01	V	-----	35.2	7.2	-----	42.4	0.5	-----	54.0	-----	11.1

Ch.102(5 510 MHz)

Frequency [MHz]	(P)	Reading PK [dBuV]	Reading AV [dBuV]	c.f [dB(1/m)]	Level PK [dB(uV/m)]	Level AV [dB(uV/m)]	Duty Cycle Factor [dB]	Limit PK [dB(uV/m)]	Limit AV [dB(uV/m)]	Margin PK [dB]	Margin AV [dB]
11 018.67	H	48.1	-----	7.7	55.8	-----	-----	74.0	-----	18.2	-----
11 014.45	H	-----	35.9	7.7	-----	43.6	0.5	-----	54.0	-----	9.9
11 028.96	V	49.0	-----	7.8	56.8	-----	-----	74.0	-----	17.2	-----
11 027.61	V	-----	36.8	7.7	-----	44.5	0.5	-----	54.0	-----	9.0
16 539.92	H	47.8	-----	13.4	61.2	-----	-----	74.0	-----	12.8	-----
16 534.18	H	-----	36.1	13.4	-----	49.5	0.5	-----	54.0	-----	4.0
16 525.70	V	49.9	-----	13.3	63.2	-----	-----	74.0	-----	10.8	-----
16 639.17	V	-----	35.8	13.9	-----	49.7	0.5	-----	54.0	-----	3.8

Ch.118(5 590 MHz)

Frequency [MHz]	(P)	Reading PK [dBuV]	Reading AV [dBuV]	c.f [dB(1/m)]	Level PK [dB(uV/m)]	Level AV [dB(uV/m)]	Duty Cycle Factor [dB]	Limit PK [dB(uV/m)]	Limit AV [dB(uV/m)]	Margin PK [dB]	Margin AV [dB]
11 197.21	H	46.4	-----	7.9	54.3	-----	-----	74.0	-----	19.7	-----
11 189.61	H	-----	35.2	7.9	-----	43.1	0.5	-----	54.0	-----	10.4
11 187.25	V	47.8	-----	7.9	55.7	-----	-----	74.0	-----	18.3	-----
11 192.82	V	-----	35.6	7.9	-----	43.5	0.5	-----	54.0	-----	10.0
16 839.67	H	46.1	-----	14.4	60.5	-----	-----	74.0	-----	13.5	-----
16 838.92	H	-----	35.3	14.4	-----	49.7	0.5	-----	54.0	-----	3.8
16 772.84	V	50.6	-----	14.2	64.8	-----	-----	74.0	-----	9.2	-----
16 798.77	V	-----	35.2	14.3	-----	49.5	0.5	-----	54.0	-----	4.0

Ch.142(5 710 MHz)

Frequency [MHz]	(P)	Reading PK [dBuV]	Reading AV [dBuV]	c.f [dB(1/m)]	Level PK [dB(uV/m)]	Level AV [dB(uV/m)]	Duty Cycle Factor [dB]	Limit PK [dB(uV/m)]	Limit AV [dB(uV/m)]	Margin PK [dB]	Margin AV [dB]
11 425.69	H	46.3	-----	8.5	54.8	-----	-----	74.0	-----	19.2	-----
11 421.98	H	-----	34.9	8.5	-----	43.4	0.5	-----	54.0	-----	10.1
11 415.91	V	49.6	-----	8.5	58.1	-----	-----	74.0	-----	15.9	-----
11 427.38	V	-----	35.8	8.5	-----	44.3	0.5	-----	54.0	-----	9.2

Ch.151(5 755 MHz)

Frequency [MHz]	(P)	Reading PK [dBuV]	Reading AV [dBuV]	c.f [dB(1/m)]	Level PK [dB(uV/m)]	Level AV [dB(uV/m)]	Duty Cycle Factor [dB]	Limit PK [dB(uV/m)]	Limit AV [dB(uV/m)]	Margin PK [dB]	Margin AV [dB]
11 479.36	H	47.8	-----	8.5	56.3	-----	-----	74.0	-----	17.7	-----
11 505.51	H	-----	35.4	8.5	-----	43.9	0.5	-----	54.0	-----	9.6
11 517.33	V	49.4	-----	8.5	57.9	-----	-----	74.0	-----	16.1	-----
11 511.42	V	-----	35.8	8.5	-----	44.3	0.5	-----	54.0	-----	9.2
17 226.20	H	45.8	-----	14.1	59.9	-----	-----	74.0	-----	14.1	-----
17 221.71	H	-----	34.5	14.1	-----	48.6	0.5	-----	54.0	-----	4.9
17 255.13	V	48.9	-----	13.9	62.8	-----	-----	74.0	-----	11.2	-----
17 275.58	V	-----	34.7	13.8	-----	48.5	0.5	-----	54.0	-----	5.0

Ch.159(5 795 MHz)

Frequency [MHz]	(P)	Reading PK [dBuV]	Reading AV [dBuV]	c.f [dB(1/m)]	Level PK [dB(uV/m)]	Level AV [dB(uV/m)]	Duty Cycle Factor [dB]	Limit PK [dB(uV/m)]	Limit AV [dB(uV/m)]	Margin PK [dB]	Margin AV [dB]
11 606.26	H	46.2	-----	8.5	54.7	-----	-----	74.0	-----	19.3	-----
11 595.12	H	-----	35.2	8.5	-----	43.7	0.5	-----	54.0	-----	9.8
11 586.68	V	50.6	-----	8.5	59.1	-----	-----	74.0	-----	14.9	-----
11 590.56	V	-----	35.6	8.5	-----	44.1	0.5	-----	54.0	-----	9.4
17 374.83	H	46.0	-----	13.8	59.8	-----	-----	74.0	-----	14.2	-----
17 333.18	H	-----	35.2	13.7	-----	48.9	0.5	-----	54.0	-----	4.6
17 386.55	V	47.8	-----	13.8	61.6	-----	-----	74.0	-----	12.4	-----
17 348.64	V	-----	34.6	13.8	-----	48.4	0.5	-----	54.0	-----	5.1

Remarks

1. The unwanted emission was measured in the following position: EUT stand-up position(Z axis), lie-down positon(X,Y axis). The worst emission was found in lie-down positon(X axis) and the worst case was recorded.
2. Peak Result = Reading + c.f(Correction factor)
   Average Result = Reading + c.f(Correction factor) + Duty Cycle Factor
3. Correction factor = Antenna factor + Cable loss - Amp Gain

Worst Case Mode :	802.11ax_HE40_SU
Worst Case Transfer Rate :	MCS 0
Distance of Measurements :	3 Meters
Operating Frequency :	5 190 MHz
Channel :	38

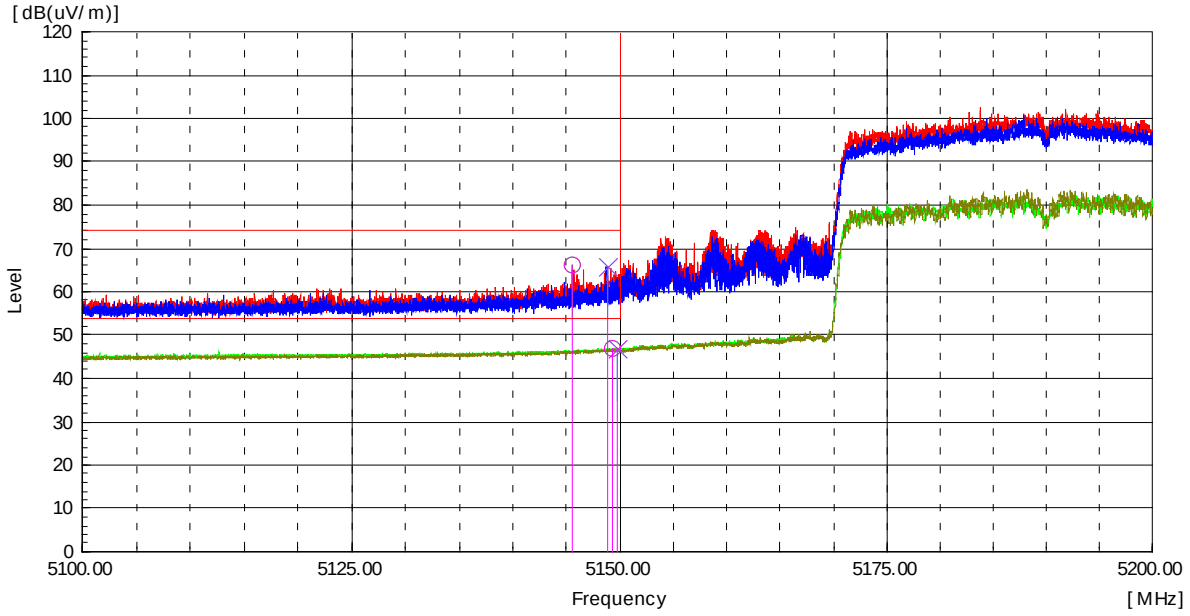

Frequency [MHz]	(P)	Reading PK [dBuV]	Reading AV [dBuV]	c.f [dB(1/m)]	Level PK [dB(uV/m)]	Level AV [dB(uV/m)]	Duty Cycle Factor [dB]	Limit PK [dB(uV/m)]	Limit AV [dB(uV/m)]	Margin PK [dB]	Margin AV [dB]
5 145.60	H	64.7	-----	1.4	66.1	-----	-----	74.0	-----	7.9	-----
5 149.33	H	-----	45.6	1.4	-----	47.0	0.5	-----	54.0	-----	6.5
5 148.80	V	64.4	-----	1.4	65.8	-----	-----	74.0	-----	8.2	-----
5 149.69	V	-----	45.4	1.4	-----	46.8	0.5	-----	54.0	-----	6.7

Radiated Restricted Band Edge Plot

Worst Case Mode :	802.11ax_HE40_SU
Worst Case Transfer Rate :	MCS 0
Distance of Measurements :	3 Meters
Operating Frequency :	5 310 MHz
Channel :	62

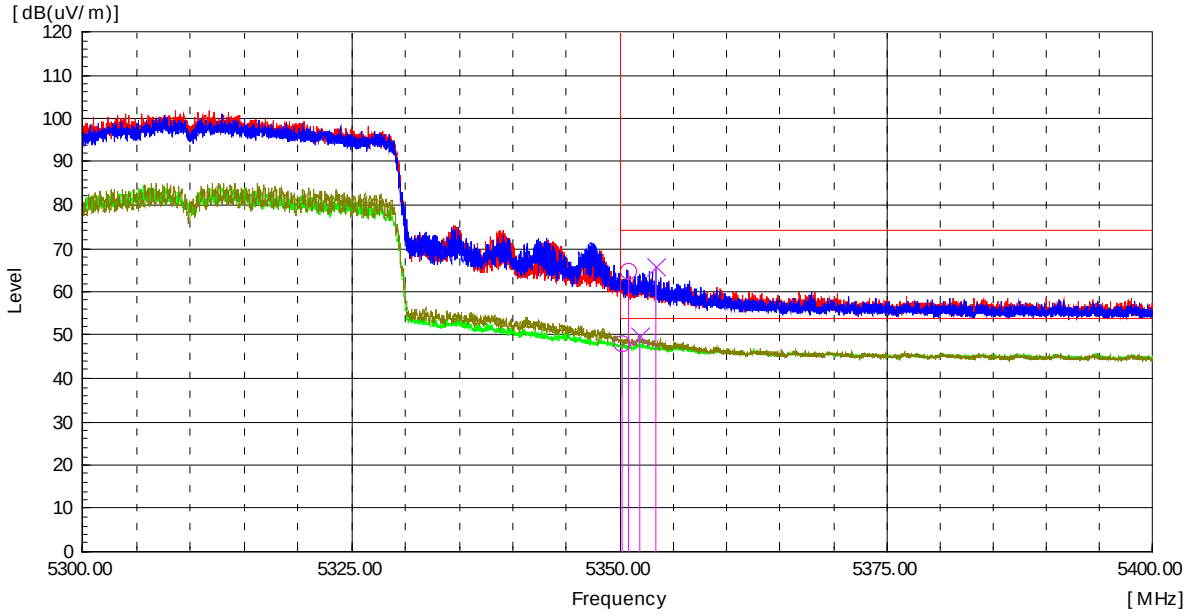

Frequency [MHz]	(P)	Reading PK [dBuV]	Reading AV [dBuV]	c.f [dB(1/m)]	Level PK [dB(uV/m)]	Level AV [dB(uV/m)]	Duty Cycle Factor [dB]	Limit PK [dB(uV/m)]	Limit AV [dB(uV/m)]	Margin PK [dB]	Margin AV [dB]
5 350.81	H	62.6	-----	2.1	64.7	-----	-----	74.0	-----	9.3	-----
5 350.26	H	-----	46.0	2.1	-----	48.1	0.5	-----	54.0	-----	5.4
5 353.41	V	63.6	-----	2.1	65.7	-----	-----	74.0	-----	8.3	-----
5 351.83	V	-----	47.8	2.1	-----	49.9	0.5	-----	54.0	-----	3.6

Radiated Restricted Band Edge Plot

Worst Case Mode :	802.11ax_HE40_SU
Worst Case Transfer Rate :	MCS 0
Distance of Measurements :	3 Meters
Operating Frequency :	5 510 MHz
Channel :	102

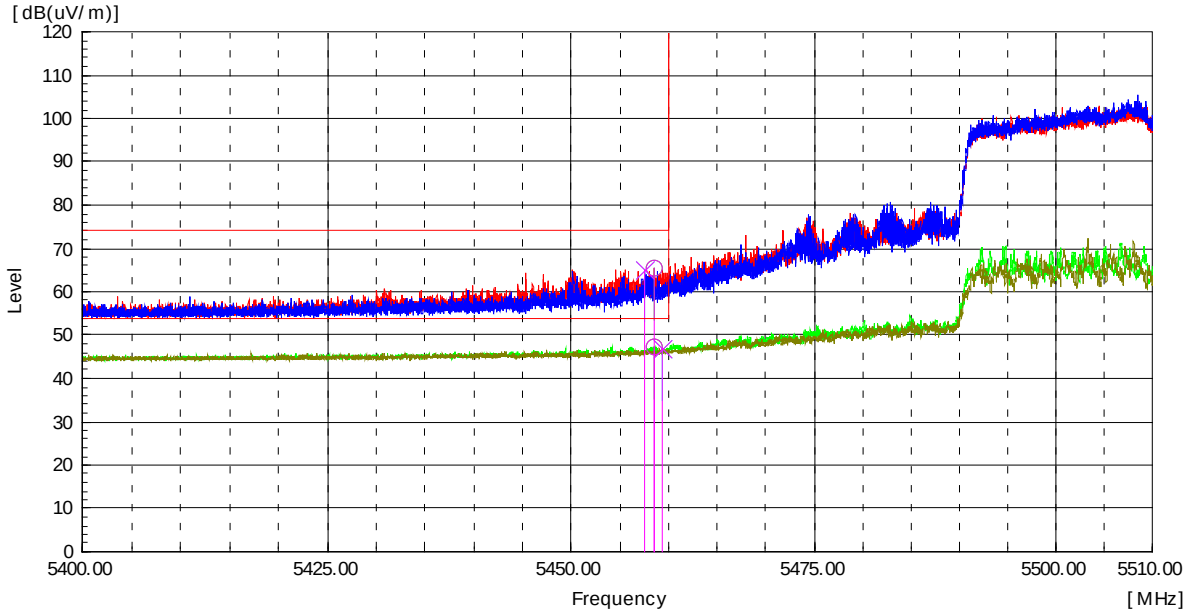

Frequency [MHz]	(P)	Reading PK [dBuV]	Reading AV [dBuV]	c.f [dB(1/m)]	Level PK [dB(uV/m)]	Level AV [dB(uV/m)]	Duty Cycle Factor [dB]	Limit PK [dB(uV/m)]	Limit AV [dB(uV/m)]	Margin PK [dB]	Margin AV [dB]
5 458.51	H	63.6	-----	2.0	65.6	-----	-----	74.0	-----	8.4	-----
5 458.48	H	-----	45.4	2.0	-----	47.4	0.5	-----	54.0	-----	6.1
5 457.50	V	63.1	-----	2.0	65.1	-----	-----	74.0	-----	8.9	-----
5 459.41	V	-----	44.9	2.0	-----	46.9	0.5	-----	54.0	-----	6.6

Radiated Restricted Band Edge Plot

Worst Case Mode :	802.11ax_HE40_SU
Worst Case Transfer Rate :	MCS 0
Distance of Measurements :	3 Meters
Operating Frequency :	5 755 MHz
Channel :	151

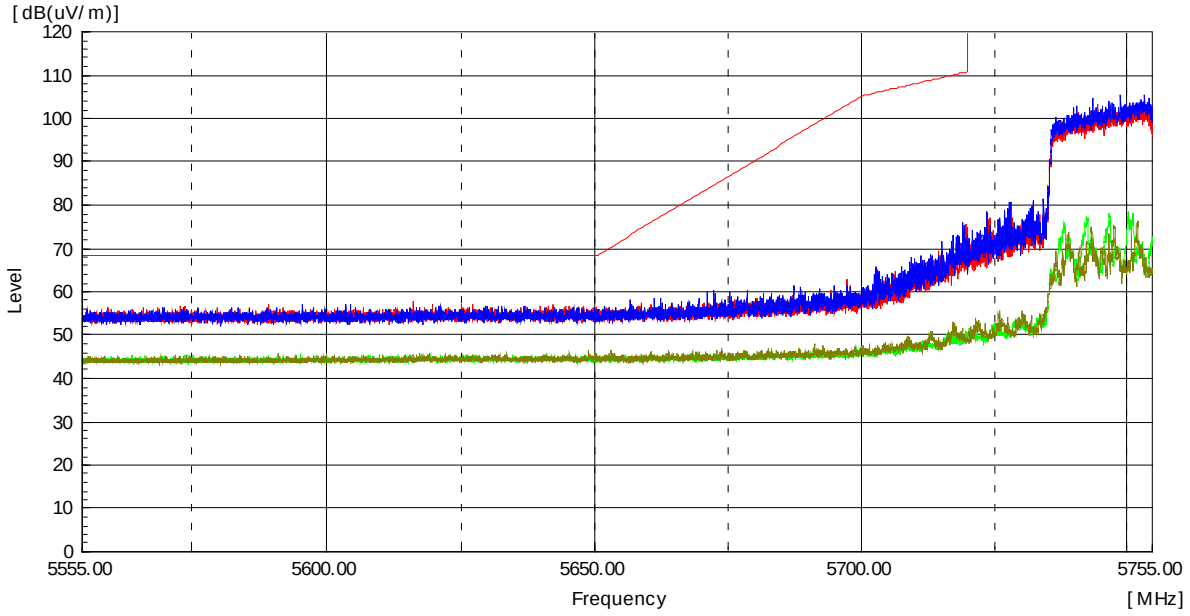

Frequency [MHz]	(P)	Reading PK [dBuV]	Reading AV [dBuV]	c.f [dB(1/m)]	Level PK [dB(uV/m)]	Level AV [dB(uV/m)]	Duty Cycle Factor [dB]	Limit PK [dB(uV/m)]	Limit AV [dB(uV/m)]	Margin PK [dB]	Margin AV [dB]

The emissions above 1 GHz were 20 dB lower than the limit.

Radiated Restricted Band Edge Plot

Worst Case Mode :	802.11ax_HE40_SU
Worst Case Transfer Rate :	MCS 0
Distance of Measurements :	3 Meters
Operating Frequency :	5 795 MHz
Channel :	159

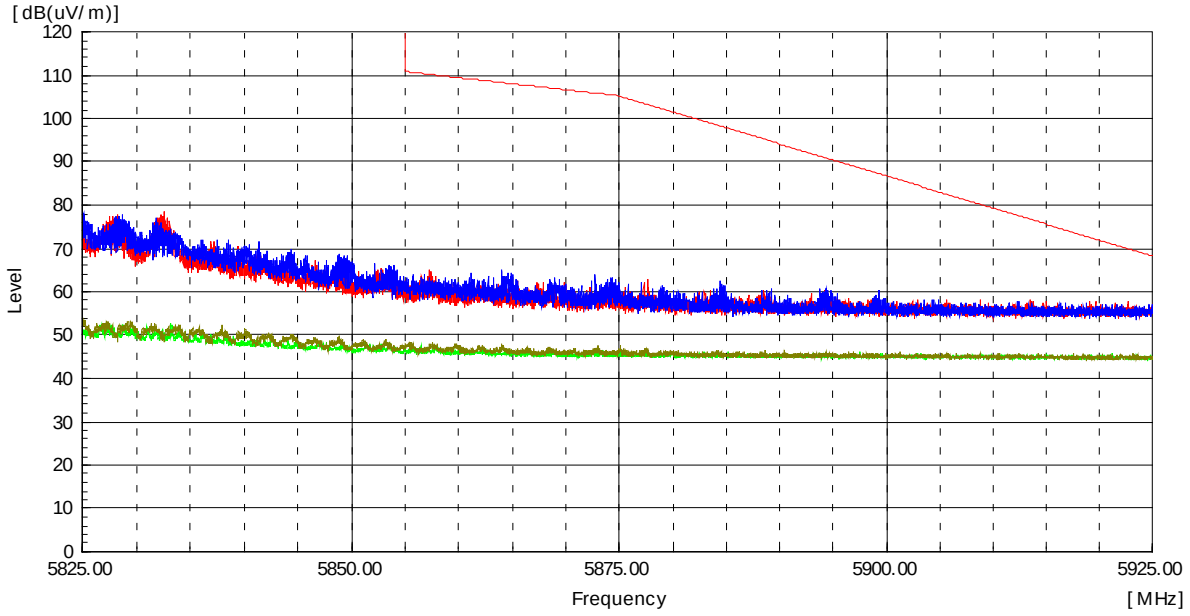

Frequency [MHz]	(P)	Reading PK [dBuV]	Reading AV [dBuV]	c.f [dB(1/m)]	Level PK [dB(uV/m)]	Level AV [dB(uV/m)]	Duty Cycle Factor [dB]	Limit PK [dB(uV/m)]	Limit AV [dB(uV/m)]	Margin PK [dB]	Margin AV [dB]

The emissions above 1 GHz were 20 dB lower than the limit.

Radiated Restricted Band Edge Plot

Test mode : Transmitter, 802.11ax_HE40_26T

The requirements are:
☒ Complies

Test Data

Ch.38(5 190 MHz)

Frequency [MHz]	(P)	Reading PK [dBuV]	Reading AV [dBuV]	c.f [dB(1/m)]	Level PK [dB(uV/m)]	Level AV [dB(uV/m)]	Duty Cycle Factor [dB]	Limit PK [dB(uV/m)]	Limit AV [dB(uV/m)]	Margin PK [dB]	Margin AV [dB]
10 382.18	H	47.1	-----	7.3	54.4	-----	-----	74.0	-----	19.6	-----
10 381.84	H	-----	36.0	7.3	-----	43.5	0.2	-----	54.0	-----	10.5
10 381.51	V	46.5	-----	7.3	53.8	-----	-----	74.0	-----	20.2	-----
10 389.94	V	-----	34.8	7.4	-----	42.4	0.2	-----	54.0	-----	11.6

Ch.46(5 230 MHz)

Frequency [MHz]	(P)	Reading PK [dBuV]	Reading AV [dBuV]	c.f [dB(1/m)]	Level PK [dB(uV/m)]	Level AV [dB(uV/m)]	Duty Cycle Factor [dB]	Limit PK [dB(uV/m)]	Limit AV [dB(uV/m)]	Margin PK [dB]	Margin AV [dB]
10 462.00	H	48.9	-----	7.0	55.9	-----	-----	74.0	-----	18.1	-----
10 462.17	H	-----	37.6	7.0	-----	44.8	0.2	-----	54.0	-----	9.2
10 470.78	V	45.9	-----	7.1	53.0	-----	-----	74.0	-----	21.0	-----
10 462.67	V	-----	35.0	7.1	-----	42.3	0.2	-----	54.0	-----	11.7

Ch.54(5 270 MHz)

Frequency [MHz]	(P)	Reading PK [dBuV]	Reading AV [dBuV]	c.f [dB(1/m)]	Level PK [dB(uV/m)]	Level AV [dB(uV/m)]	Duty Cycle Factor [dB]	Limit PK [dB(uV/m)]	Limit AV [dB(uV/m)]	Margin PK [dB]	Margin AV [dB]
10 541.14	H	54.9	-----	7.5	62.4	-----	-----	74.0	-----	11.6	-----
10 542.33	H	-----	42.4	7.5	-----	50.1	0.2	-----	54.0	-----	3.9
10 541.65	V	48.4	-----	7.5	55.9	-----	-----	74.0	-----	18.1	-----
10 542.33	V	-----	37.3	7.5	-----	45.0	0.2	-----	54.0	-----	9.0

Ch.62(5 310 MHz)

Frequency [MHz]	(P)	Reading PK [dBuV]	Reading AV [dBuV]	c.f [dB(1/m)]	Level PK [dB(uV/m)]	Level AV [dB(uV/m)]	Duty Cycle Factor [dB]	Limit PK [dB(uV/m)]	Limit AV [dB(uV/m)]	Margin PK [dB]	Margin AV [dB]
10 620.96	H	54.3	-----	7.4	61.7	-----	-----	74.0	-----	12.3	-----
10 622.65	H	-----	42.3	7.4	-----	49.9	0.2	-----	54.0	-----	4.1
10 621.97	V	49.1	-----	7.4	56.5	-----	-----	74.0	-----	17.5	-----
10 622.48	V	-----	37.7	7.4	-----	45.3	0.2	-----	54.0	-----	8.7

Ch.102(5 510 MHz)

Frequency [MHz]	(P)	Reading PK [dBuV]	Reading AV [dBuV]	c.f [dB(1/m)]	Level PK [dB(uV/m)]	Level AV [dB(uV/m)]	Duty Cycle Factor [dB]	Limit PK [dB(uV/m)]	Limit AV [dB(uV/m)]	Margin PK [dB]	Margin AV [dB]
11 021.91	H	49.0	-----	7.9	56.9	-----	-----	74.0	-----	17.1	-----
11 023.09	H	-----	37.9	7.9	-----	46.0	0.2	-----	54.0	-----	8.0
11 022.08	V	48.2	-----	7.9	56.1	-----	-----	74.0	-----	17.9	-----
11 022.42	V	-----	37.3	7.9	-----	45.4	0.2	-----	54.0	-----	8.6

Ch.118(5 590 MHz)

Frequency [MHz]	(P)	Reading PK [dBuV]	Reading AV [dBuV]	c.f [dB(1/m)]	Level PK [dB(uV/m)]	Level AV [dB(uV/m)]	Duty Cycle Factor [dB]	Limit PK [dB(uV/m)]	Limit AV [dB(uV/m)]	Margin PK [dB]	Margin AV [dB]
11 182.06	H	49.7	-----	8.2	57.9	-----	-----	74.0	-----	16.1	-----
11 182.90	H	-----	38.3	8.2	-----	46.7	0.2	-----	54.0	-----	7.3
11 183.41	V	48.4	-----	8.2	56.6	-----	-----	74.0	-----	17.4	-----
11 182.39	V	-----	37.1	8.2	-----	45.5	0.2	-----	54.0	-----	8.5

Ch.142(5 710 MHz)

Frequency [MHz]	(P)	Reading PK [dBuV]	Reading AV [dBuV]	c.f [dB(1/m)]	Level PK [dB(uV/m)]	Level AV [dB(uV/m)]	Duty Cycle Factor [dB]	Limit PK [dB(uV/m)]	Limit AV [dB(uV/m)]	Margin PK [dB]	Margin AV [dB]
11 422.53	H	51.4	-----	8.8	60.2	-----	-----	74.0	-----	13.8	-----
11 422.69	H	-----	38.1	8.8	-----	47.1	0.2	-----	54.0	-----	6.9
11 421.68	V	52.6	-----	8.8	61.4	-----	-----	74.0	-----	12.6	-----
11 422.36	V	-----	39.1	8.8	-----	48.1	0.2	-----	54.0	-----	5.9

Ch.151(5 755 MHz)

Frequency [MHz]	(P)	Reading PK [dBuV]	Reading AV [dBuV]	c.f [dB(1/m)]	Level PK [dB(uV/m)]	Level AV [dB(uV/m)]	Duty Cycle Factor [dB]	Limit PK [dB(uV/m)]	Limit AV [dB(uV/m)]	Margin PK [dB]	Margin AV [dB]
11 512.47	H	53.5	-----	8.5	62.0	-----	-----	74.0	-----	12.0	-----
11 512.64	H	-----	39.9	8.5	-----	48.6	0.2	-----	54.0	-----	5.4
11 512.13	V	53.1	-----	8.5	61.6	-----	-----	74.0	-----	12.4	-----
11 512.30	V	-----	40.9	8.5	-----	49.6	0.2	-----	54.0	-----	4.4

Ch.159(5 795 MHz)

Frequency [MHz]	(P)	Reading PK [dBuV]	Reading AV [dBuV]	c.f [dB(1/m)]	Level PK [dB(uV/m)]	Level AV [dB(uV/m)]	Duty Cycle Factor [dB]	Limit PK [dB(uV/m)]	Limit AV [dB(uV/m)]	Margin PK [dB]	Margin AV [dB]
11 592.96	H	53.5	-----	8.7	62.2	-----	-----	74.0	-----	11.8	-----
11 592.12	H	-----	38.7	8.7	-----	47.6	0.2	-----	54.0	-----	6.4
11 591.44	V	52.3	-----	8.7	61.0	-----	-----	74.0	-----	13.0	-----
11 592.46	V	-----	39.9	8.7	-----	48.8	0.2	-----	54.0	-----	5.2

Remarks

1. The unwanted emission was measured in the following position: EUT stand-up position(Z axis), lie-down positon(X,Y axis). The worst emission was found in lie-down positon(X axis) and the worst case was recorded.
2. Peak Result = Reading + c.f(Correction factor)
   Average Result = Reading + c.f(Correction factor) + Duty Cycle Factor
3. Correction factor = Antenna factor + Cable loss - Amp Gain

Worst Case Mode :	802.11ax_HE40_26T
Worst Case Transfer Rate :	MCS 0
Distance of Measurements :	3 Meters
Operating Frequency :	5 190 MHz
Channel :	38

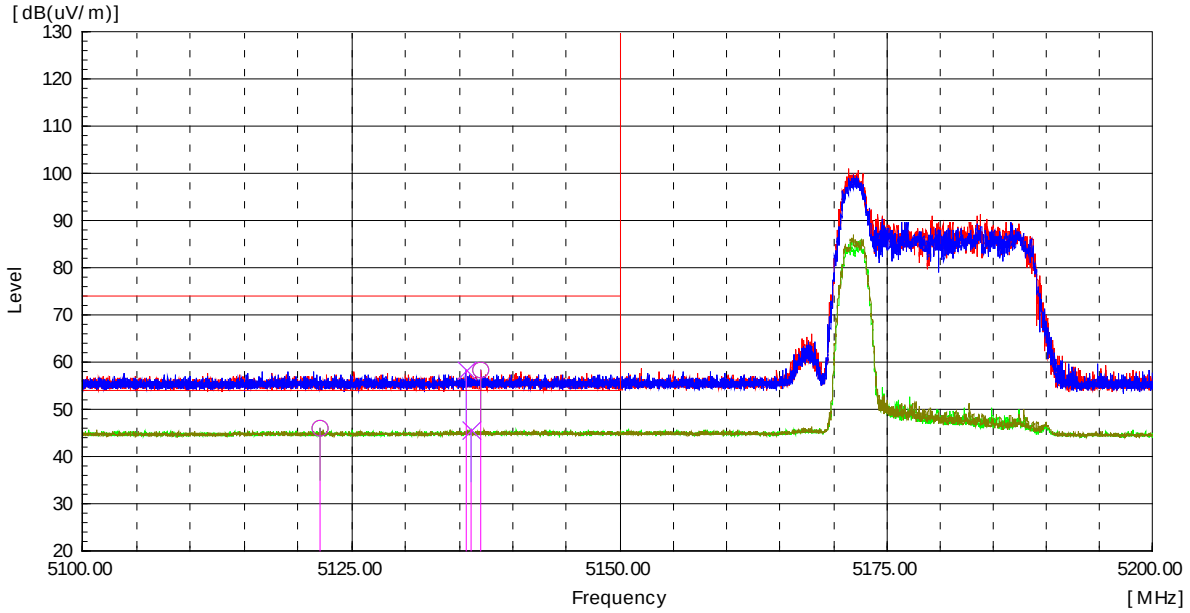

Frequency [MHz]	(P)	Reading PK [dBuV]	Reading AV [dBuV]	c.f [dB(1/m)]	Level PK [dB(uV/m)]	Level AV [dB(uV/m)]	Duty Cycle Factor [dB]	Limit PK [dB(uV/m)]	Limit AV [dB(uV/m)]	Margin PK [dB]	Margin AV [dB]
5 137.08	H	56.3	-----	2.0	58.3	-----	-----	74.0	-----	15.7	-----
5 122.00	H	-----	44.0	1.9	-----	46.1	0.2	-----	54.0	-----	8.1
5 135.59	V	56.4	-----	2.0	58.4	-----	-----	74.0	-----	15.6	-----
5 136.10	V	-----	43.7	2.0	-----	45.9	0.2	-----	54.0	-----	8.3

Radiated Restricted Band Edge Plot

Worst Case Mode :	802.11ax_HE40_26T
Worst Case Transfer Rate :	MCS 0
Distance of Measurements :	3 Meters
Operating Frequency :	5 310 MHz
Channel :	62

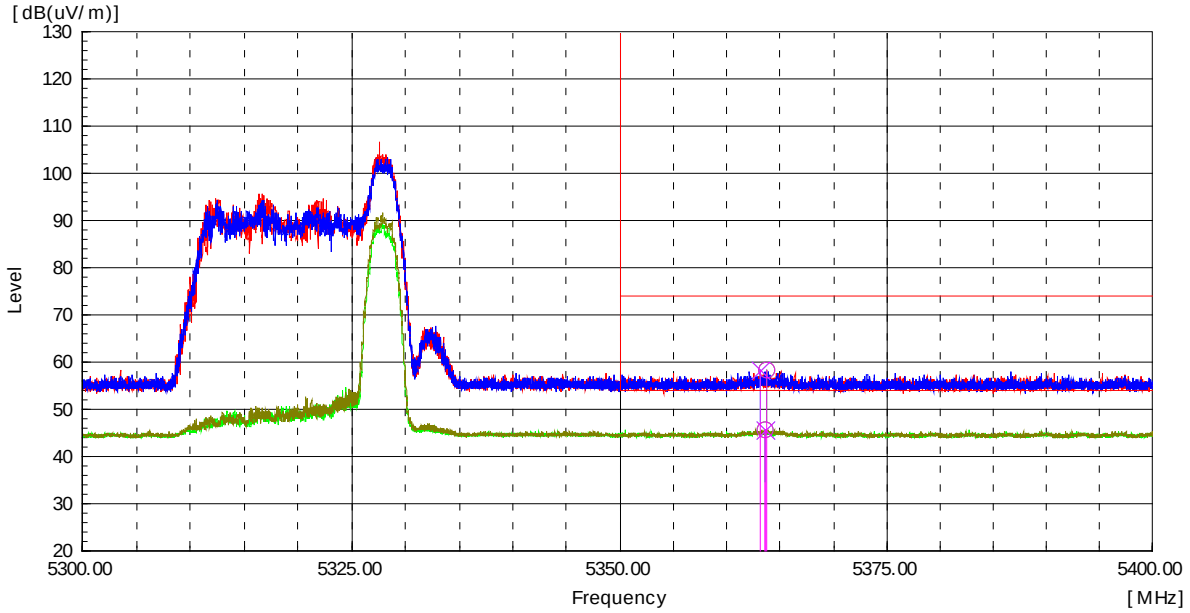

Frequency [MHz]	(P)	Reading PK [dBuV]	Reading AV [dBuV]	c.f [dB(1/m)]	Level PK [dB(uV/m)]	Level AV [dB(uV/m)]	Duty Cycle Factor [dB]	Limit PK [dB(uV/m)]	Limit AV [dB(uV/m)]	Margin PK [dB]	Margin AV [dB]
5 363.73	H	56.0	-----	2.2	58.2	-----	-----	74.0	-----	15.8	-----
5 363.56	H	-----	43.5	2.2	-----	45.9	0.2	-----	54.0	-----	8.3
5 363.18	V	56.1	-----	2.2	58.3	-----	-----	74.0	-----	15.7	-----
5 363.54	V	-----	43.4	2.2	-----	45.8	0.2	-----	54.0	-----	8.4

Radiated Restricted Band Edge Plot

Worst Case Mode :	802.11ax_HE40_26T
Worst Case Transfer Rate :	MCS 0
Distance of Measurements :	3 Meters
Operating Frequency :	5 510 MHz
Channel :	102

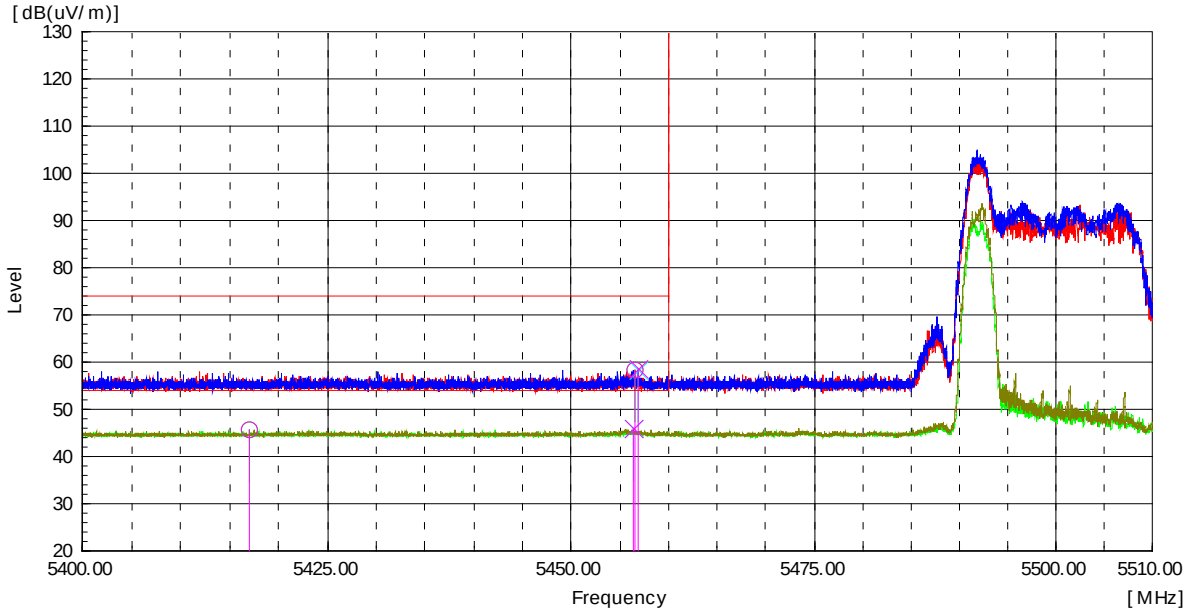

Frequency [MHz]	(P)	Reading PK [dBuV]	Reading AV [dBuV]	c.f [dB(1/m)]	Level PK [dB(uV/m)]	Level AV [dB(uV/m)]	Duty Cycle Factor [dB]	Limit PK [dB(uV/m)]	Limit AV [dB(uV/m)]	Margin PK [dB]	Margin AV [dB]
5 456.61	H	56.1	-----	2.1	58.2	-----	-----	74.0	-----	15.8	-----
5 417.04	H	-----	43.4	2.2	-----	45.8	0.2	-----	54.0	-----	8.4
5 456.94	V	56.4	-----	2.1	58.5	-----	-----	74.0	-----	15.5	-----
5 456.36	V	-----	43.8	2.1	-----	46.1	0.2	-----	54.0	-----	8.1

Radiated Restricted Band Edge Plot

Worst Case Mode :	802.11ax_HE40_26T
Worst Case Transfer Rate :	MCS 0
Distance of Measurements :	3 Meters
Operating Frequency :	5 755 MHz
Channel :	151

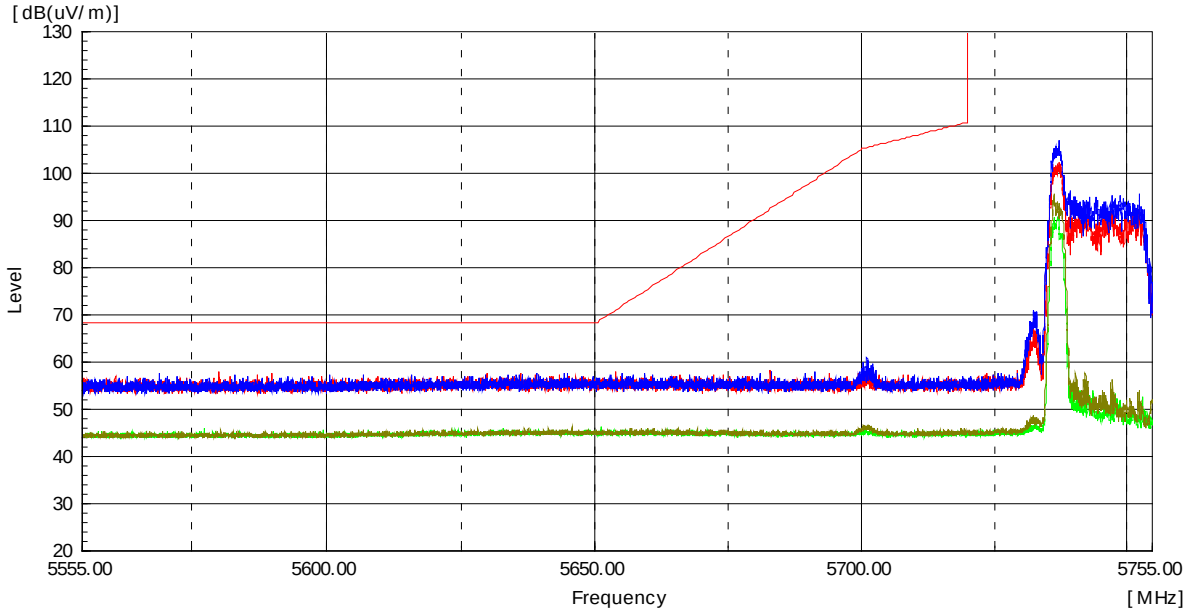

Frequency [MHz]	(P)	Reading PK [dBuV]	Reading AV [dBuV]	c.f [dB(1/m)]	Level PK [dB(uV/m)]	Level AV [dB(uV/m)]	Duty Cycle Factor [dB]	Limit PK [dB(uV/m)]	Limit AV [dB(uV/m)]	Margin PK [dB]	Margin AV [dB]

The emissions above 1 GHz were 20 dB lower than the limit.

Radiated Restricted Band Edge Plot

Worst Case Mode :	802.11ax_HE40_26T
Worst Case Transfer Rate :	MCS 0
Distance of Measurements :	3 Meters
Operating Frequency :	5 795 MHz
Channel :	159

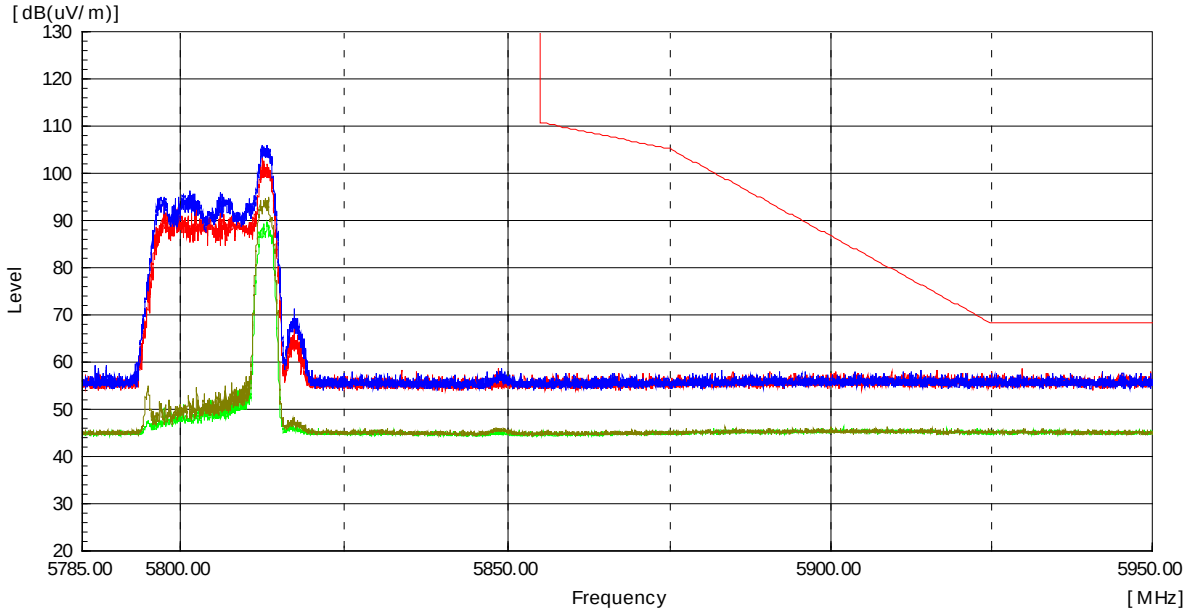

Frequency [MHz]	(P)	Reading PK [dBuV]	Reading AV [dBuV]	c.f [dB(1/m)]	Level PK [dB(uV/m)]	Level AV [dB(uV/m)]	Duty Cycle Factor [dB]	Limit PK [dB(uV/m)]	Limit AV [dB(uV/m)]	Margin PK [dB]	Margin AV [dB]

The emissions above 1 GHz were 20 dB lower than the limit.

Radiated Restricted Band Edge Plot

Test mode : Transmitter, 802.11ac_VHT80

The requirements are:
☒ Complies

Test Data

Ch.42(5 210 MHz)

Frequency [MHz]	(P)	Reading PK [dBuV]	Reading AV [dBuV]	c.f [dB(1/m)]	Level PK [dB(uV/m)]	Level AV [dB(uV/m)]	Duty Cycle Factor [dB]	Limit PK [dB(uV/m)]	Limit AV [dB(uV/m)]	Margin PK [dB]	Margin AV [dB]
15 787.80	H	47.8	-----	11.2	59.0	-----	-----	74.0	-----	15.0	-----
15 656.88	H	-----	36.7	11.2	-----	47.9	0.9	-----	54.0	-----	5.2
15 669.60	V	50.3	-----	11.2	61.5	-----	-----	74.0	-----	12.5	-----
15 626.21	V	-----	37.7	11.1	-----	48.8	0.9	-----	54.0	-----	4.3

Ch.58(5 290 MHz)

Frequency [MHz]	(P)	Reading PK [dBuV]	Reading AV [dBuV]	c.f [dB(1/m)]	Level PK [dB(uV/m)]	Level AV [dB(uV/m)]	Duty Cycle Factor [dB]	Limit PK [dB(uV/m)]	Limit AV [dB(uV/m)]	Margin PK [dB]	Margin AV [dB]
10 701.92	H	46.5	-----	7.3	53.8	-----	-----	74.0	-----	20.2	-----
10 724.71	H	-----	34.7	7.3	-----	42.0	0.9	-----	54.0	-----	11.1
10 596.29	V	48.0	-----	7.2	55.2	-----	-----	74.0	-----	18.8	-----
10 591.90	V	-----	34.9	7.2	-----	42.1	0.9	-----	54.0	-----	11.0

Ch.106(5 530 MHz)

Frequency [MHz]	(P)	Reading PK [dBuV]	Reading AV [dBuV]	c.f [dB(1/m)]	Level PK [dB(uV/m)]	Level AV [dB(uV/m)]	Duty Cycle Factor [dB]	Limit PK [dB(uV/m)]	Limit AV [dB(uV/m)]	Margin PK [dB]	Margin AV [dB]
11 058.66	H	46.5	-----	7.8	54.3	-----	-----	74.0	-----	19.7	-----
11 073.34	H	-----	35.1	7.9	-----	43.0	0.9	-----	54.0	-----	10.1
11 076.38	V	48.6	-----	7.9	56.5	-----	-----	74.0	-----	17.5	-----
11 060.35	V	-----	35.6	7.8	-----	43.4	0.9	-----	54.0	-----	9.7

Ch.138(5 690 MHz)

Frequency [MHz]	(P)	Reading PK [dBuV]	Reading AV [dBuV]	c.f [dB(1/m)]	Level PK [dB(uV/m)]	Level AV [dB(uV/m)]	Duty Cycle Factor [dB]	Limit PK [dB(uV/m)]	Limit AV [dB(uV/m)]	Margin PK [dB]	Margin AV [dB]

The emissions above 1 GHz were 20 dB lower than the limit.

Ch.155(5 775 MHz)

Frequency [MHz]	(P)	Reading PK [dBuV]	Reading AV [dBuV]	c.f [dB(1/m)]	Level PK [dB(uV/m)]	Level AV [dB(uV/m)]	Duty Cycle Factor [dB]	Limit PK [dB(uV/m)]	Limit AV [dB(uV/m)]	Margin PK [dB]	Margin AV [dB]
The emissions above 1 GHz were 20 dB lower than the limit.											

Remarks

1. The unwanted emission was measured in the following position: EUT stand-up position(Z axis), lie-down positon(X,Y axis). The worst emission was found in lie-down positon(X axis) and the worst case was recorded.
2. Peak Result = Reading + c.f(Correction factor)
   Average Result = Reading + c.f(Correction factor) + Duty Cycle Factor
3. Correction factor = Antenna factor + Cable loss - Amp Gain

Worst Case Mode :	802.11ac_VHT80
Worst Case Transfer Rate :	MNSS 0
Distance of Measurements :	3 Meters
Operating Frequency :	5 210 MHz
Channel :	42

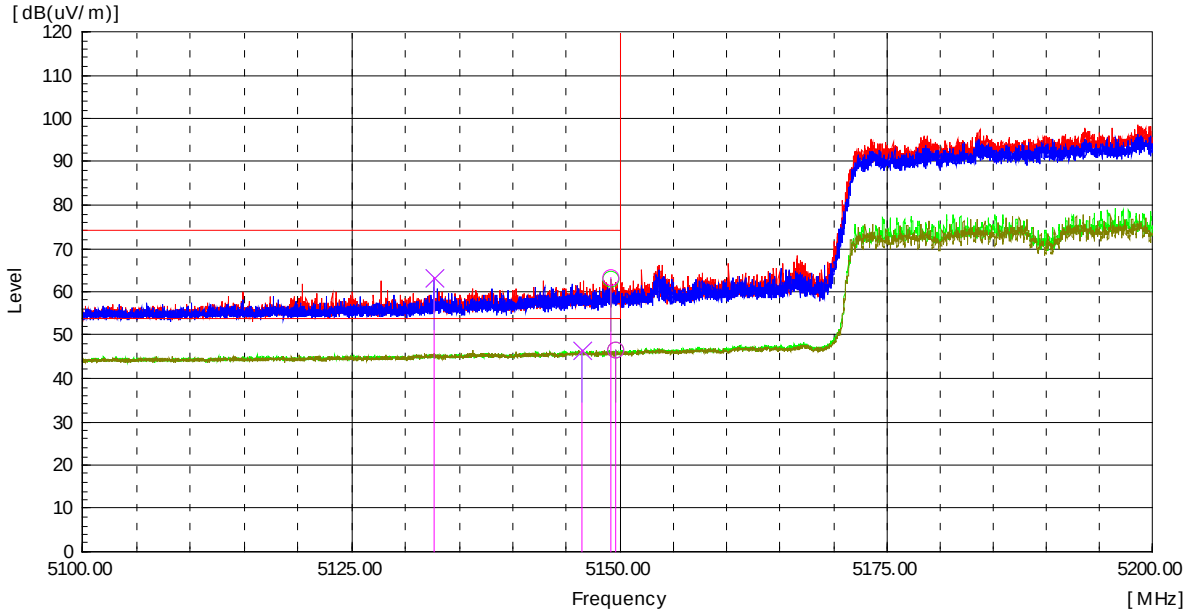

Frequency [MHz]	(P)	Reading PK [dBuV]	Reading AV [dBuV]	c.f [dB(1/m)]	Level PK [dB(uV/m)]	Level AV [dB(uV/m)]	Duty Cycle Factor [dB]	Limit PK [dB(uV/m)]	Limit AV [dB(uV/m)]	Margin PK [dB]	Margin AV [dB]
5 149.20	H	61.7	-----	1.4	63.1	-----	-----	74.0	-----	10.9	-----
5 149.58	H	-----	45.1	1.4	-----	46.5	0.9	-----	54.0	-----	6.6
5 132.66	V	61.8	-----	1.4	63.2	-----	-----	74.0	-----	10.8	-----
5 146.43	V	-----	45.2	1.4	-----	46.6	0.9	-----	54.0	-----	6.5

Radiated Restricted Band Edge Plot