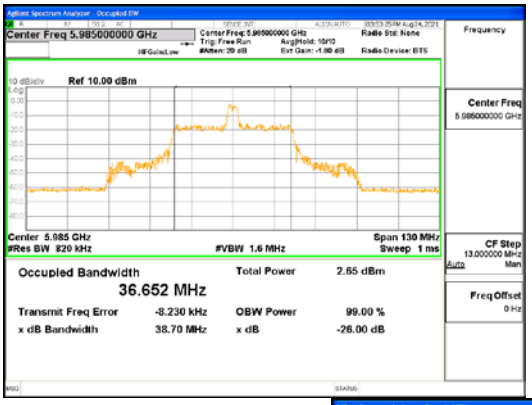

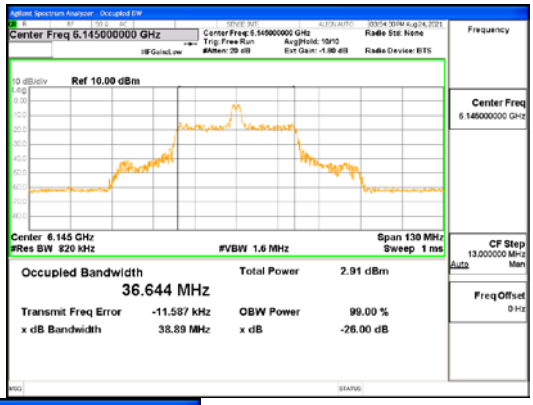

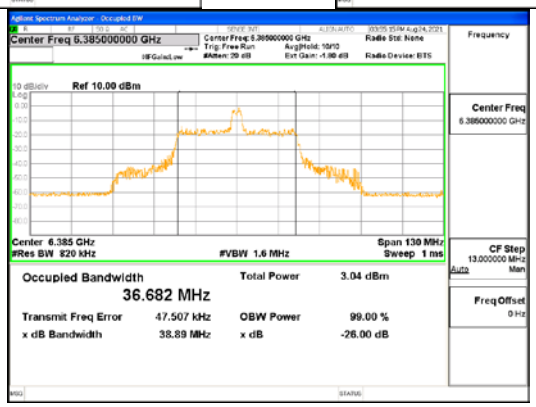

ANT1_802.11ax_HE80_26T_Mid_UNII 5

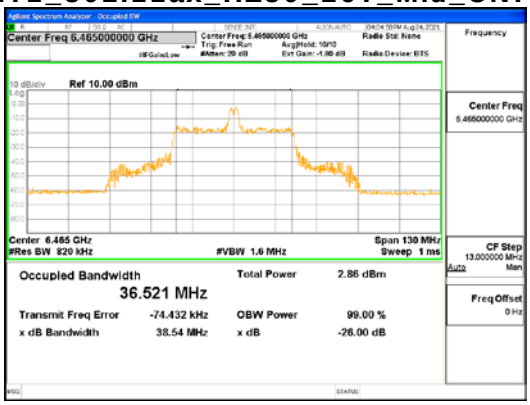

ANT1_802.11ax_HE80_26T_Mid_UNII 6

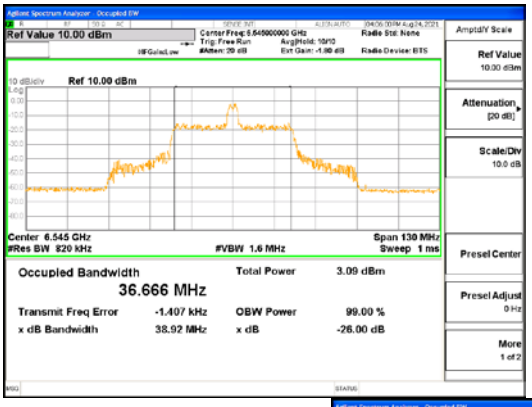

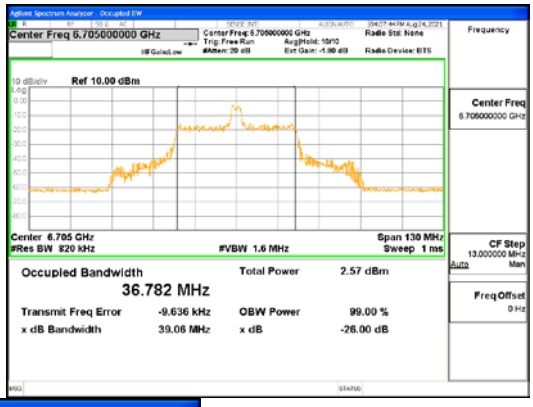

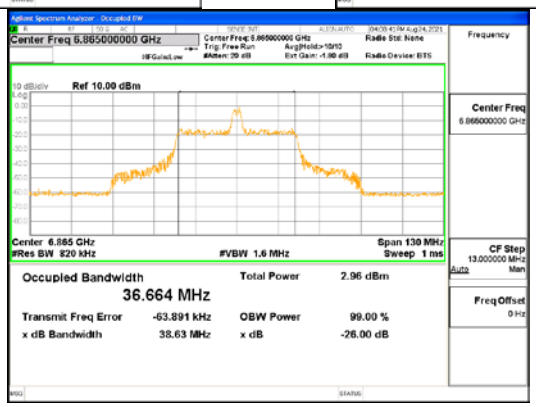

ANT1_802.11ax_HE80_26T_Mid_UNII 7

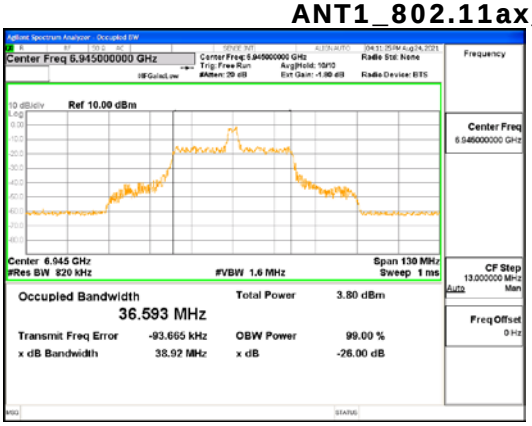

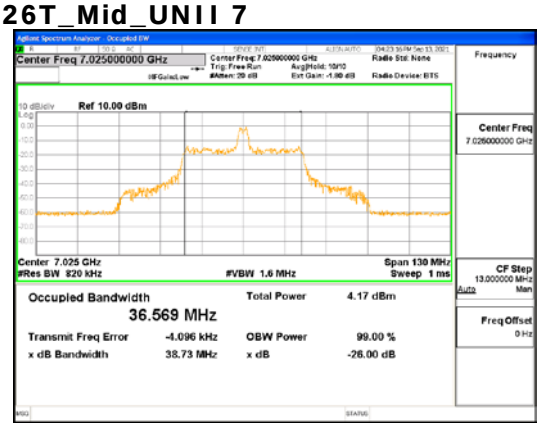

ANT1_802.11ax_HE80_26T_Mid_UNII 8

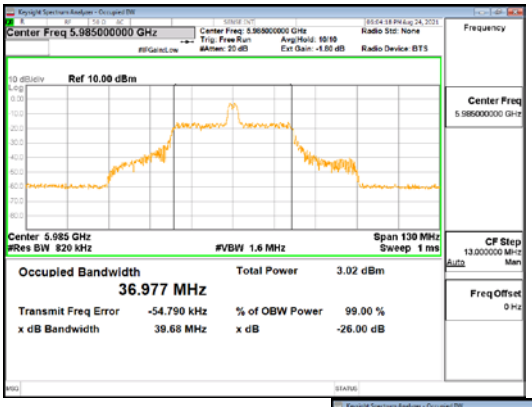

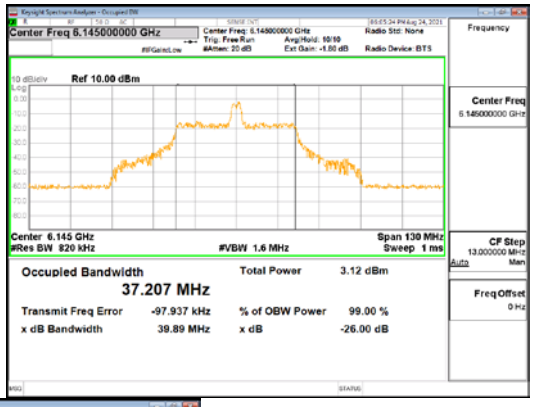

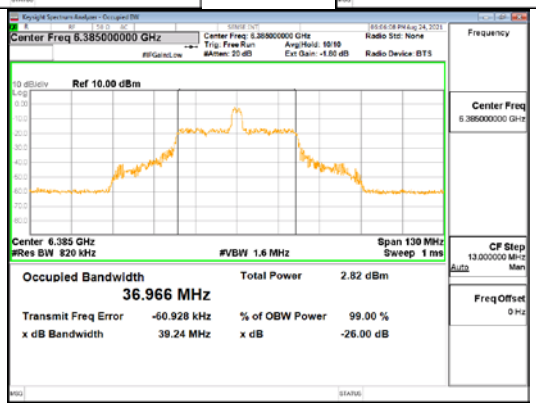

ANT2_802.11ax_HE80_26T_Mid_UNII 5

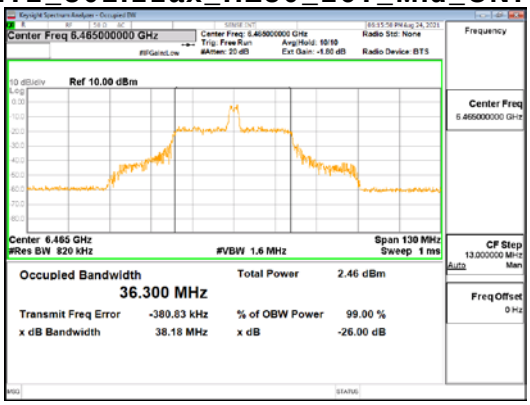

ANT2_802.11ax_HE80_26T_Mid_UNII 6

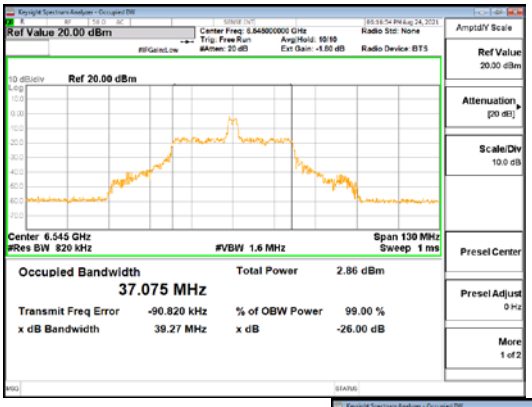

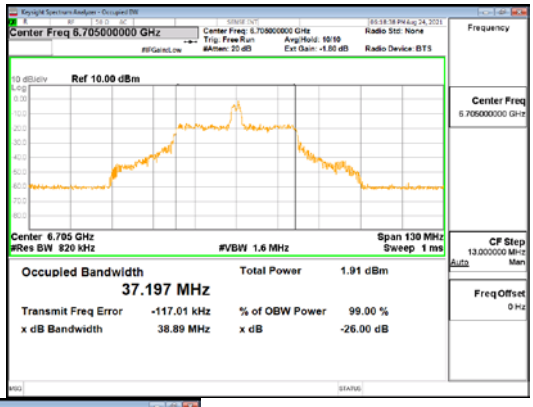

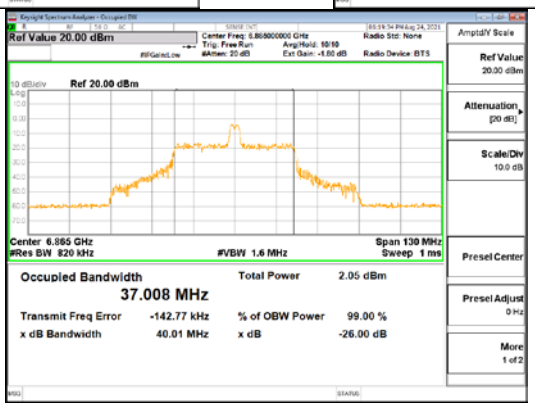

ANT2_802.11ax_HE80_26T_Mid_UNII 7

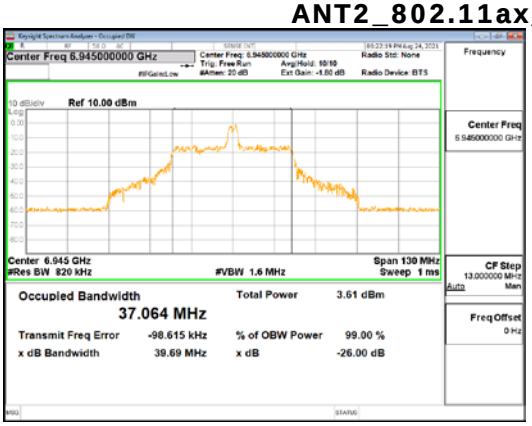

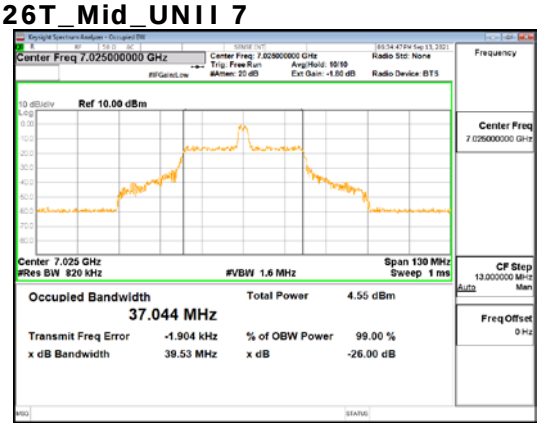

ANT2_802.11ax_HE80_26T_Mid_UNII 8

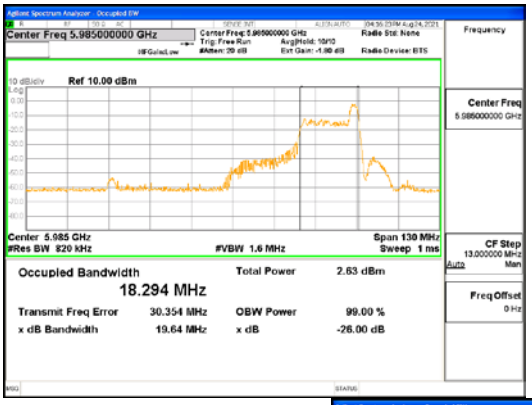

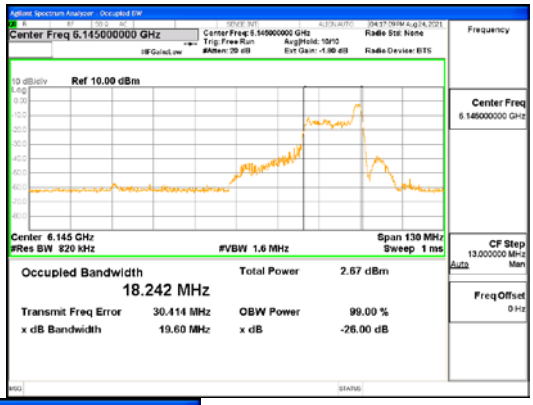

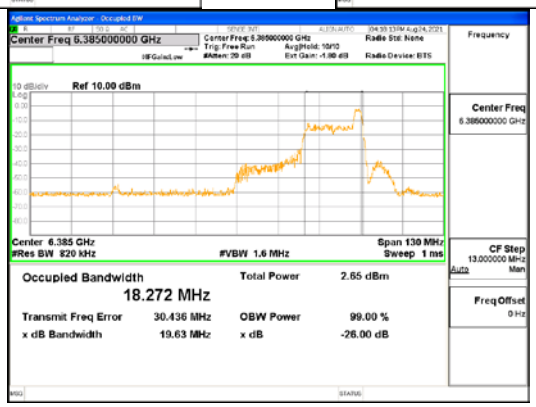

ANT1_802.11ax_HE80_26T_High_UNII 5

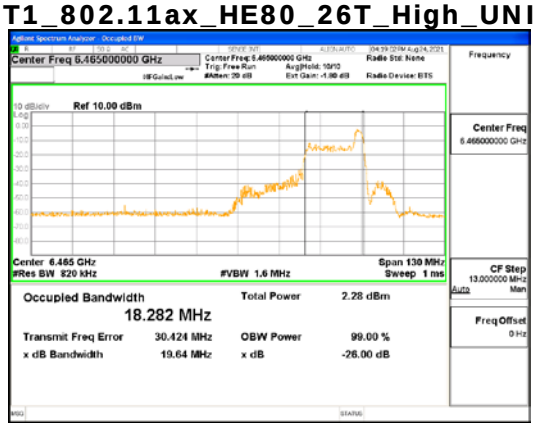

ANT1_802.11ax_HE80_26T_High_UNII 6

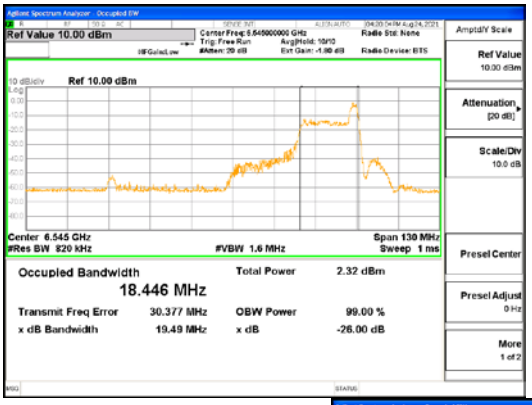

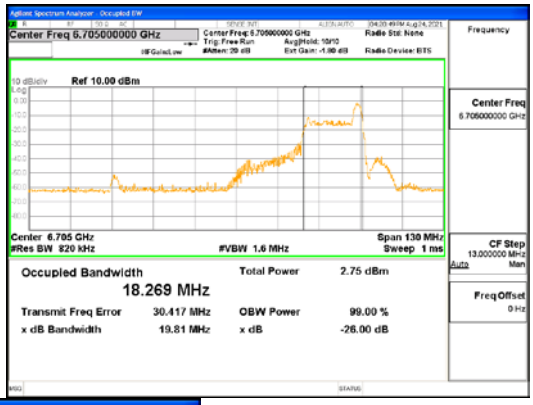

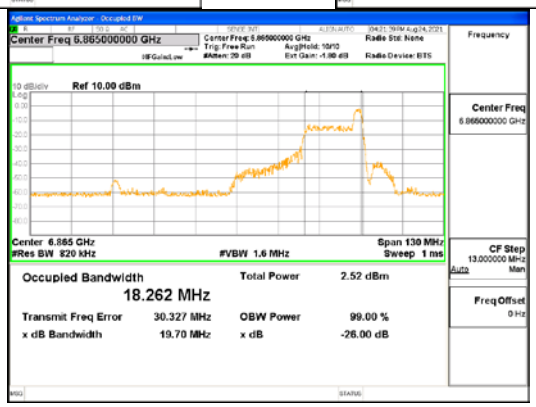

ANT1_802.11ax_HE80_26T_High_UNII 7

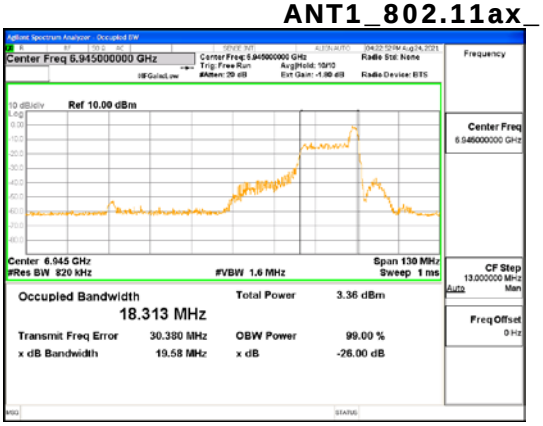

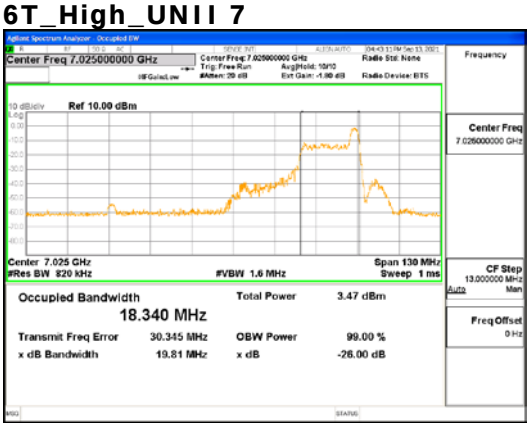

ANT1_802.11ax_HE80_26T_High_UNII 8

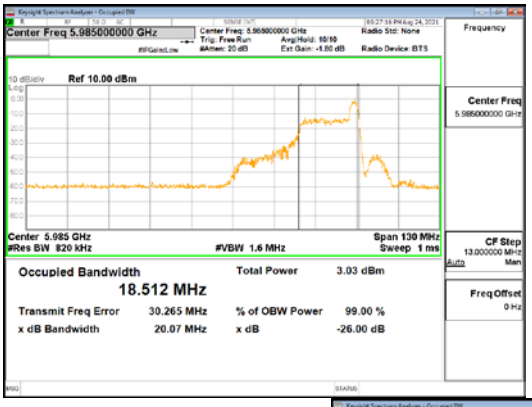

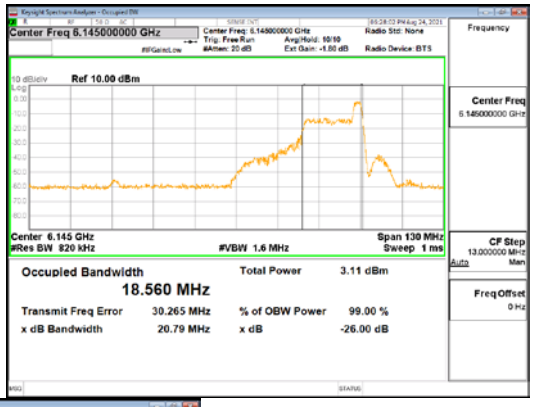

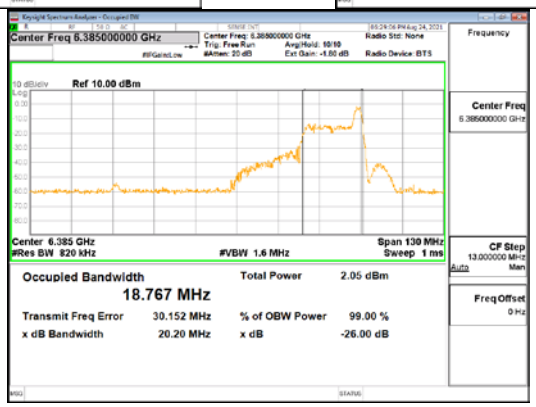

ANT2_802.11ax_HE80_26T_High_UNII 5

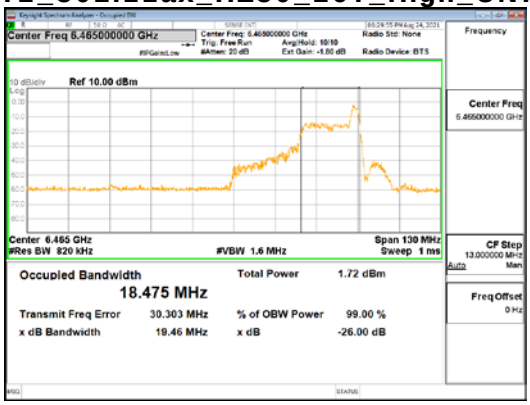

ANT2_802.11ax_HE80_26T_High_UNII 6

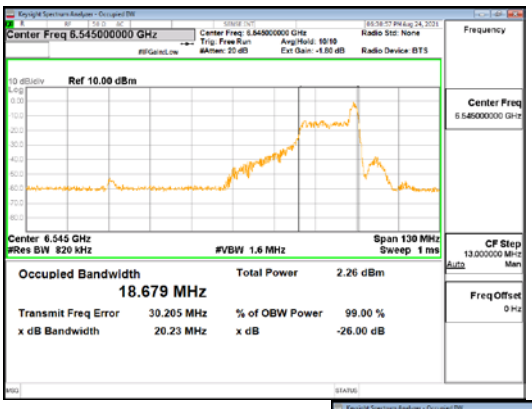

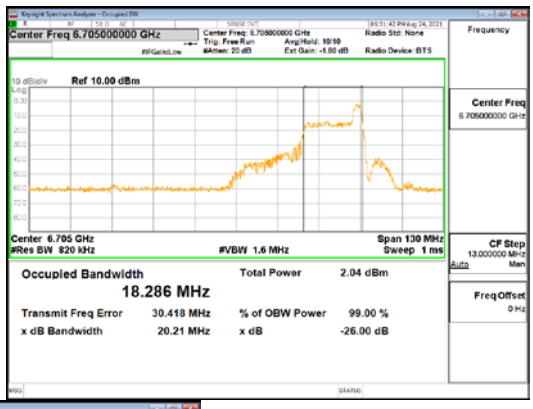

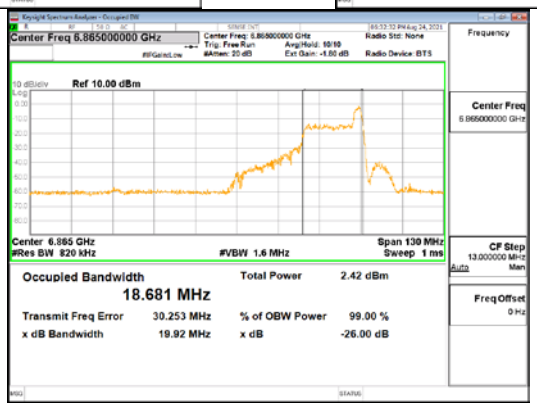

ANT2_802.11ax_HE80_26T_High_UNII 7

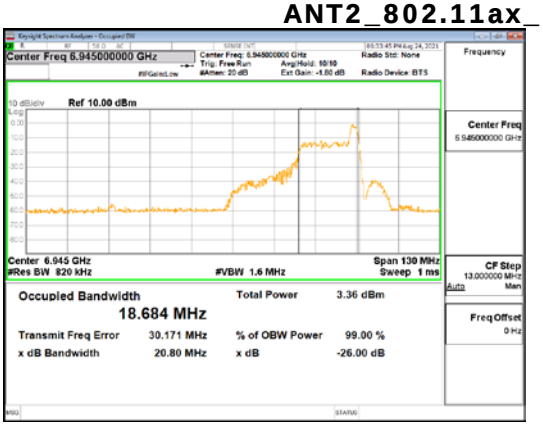

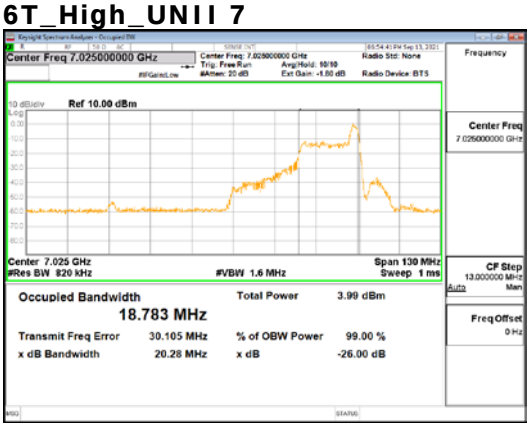

ANT2_802.11ax_HE80_26T_High_UNII 8

4.2 OUTPUT POWER

Test Procedures

<802.11ax SU mode>
KDB 987594 – Section E
KDB 789033 – Section E.2.d (Method SA-2, Maximum Conducted Output Power)
KDB 662911 D01, D02 (Multiple Transmitter Output)

The transmitter output is connected to a spectrum analyzer and the analyzer's internal channel power integration function is used to integrate the power over a bandwidth greater than or equal to the 99% bandwidth.

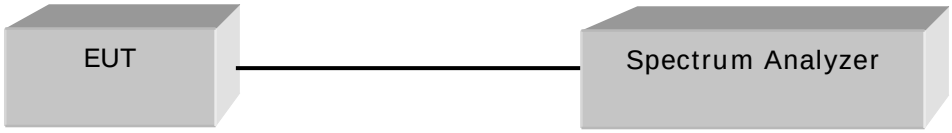

Test Settings :

Center frequency = the highest, middle and the lowest channels

a) RBW = 1 MHz

b) VBW ≥ 3 x RBW

c) Sweep time = auto

d) Detector = power averaging (rms)

e) Trace mode = Average at least 100

f) Duty cycle factor = 10log(1/x)

Test mode	Duty Cycle Factor (dB)
802.11ax_HE20_SU	0.80
802.11ax_HE40_SU	0.81
802.11ax_HE80_SU	0.87

< Tones other than 802.11ax SU mode>
KDB 789033 – Section E.3.a (Method PM, Maximum Conducted Output Power)
KDB 662911 D01, D02 (Multiple Transmitter Output)

The transmitter output is connected to a average power meter.

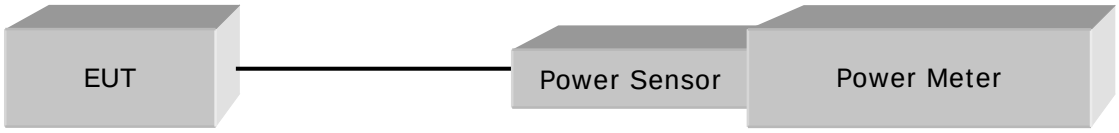

Test Settings :

Center frequency = the highest, middle and the lowest channels

a) Measure the average power of the transmitter.

b) Duty cycle factor = 10log(1/x)

Test mode	Duty Cycle Factor (dB)
802.11ax HE20/40/80 26T	0.24
802.11ax HE20/40/80 52T	0.25
802.11ax HE20/40/80 106T	0.27
802.11ax HE40/80 242T	0.27
802.11ax HE80 484T	0.31

Limit

Operating Mode	ANT Configuration	ANT Gain (dBi)	Mode	Band	Limit (dBm)
SISO	ANT1, ANT2	-0.97, 0.74	802.11ax	UNII 5	24.00 EIRP
				UNII 6	
				UNII 7	
				UNII 8	
MIMO (2Tx)	ANT1 + ANT2	2.94	802.11ax	UNII 5	
				UNII 6	
				UNII 7	
				UNII 8	

Test Data
ANT1

Test Mode	Frequency (MHz)	Measured Output Power (dBm)	Duty cycle Factor (dB)	Antenna Gain (dBi)	Result Output Power (dBm)	Limit (dBm)	Margin (dB)
802.11ax _HE20 _SU	5 955	1.89	0.80	-0.97	1.72	24.00	22.28
	6 175	-0.23	0.80		-0.40	24.00	24.40
	6 415	1.62	0.80		1.45	24.00	22.55
	6 435	1.48	0.80		1.31	24.00	22.69
	6 475	1.65	0.80		1.48	24.00	22.52
	6 515	1.36	0.80		1.19	24.00	22.81
	6 535	1.78	0.80		1.61	24.00	22.39
	6 695	1.98	0.80		1.81	24.00	22.19
	6 855	0.78	0.80		0.61	24.00	23.39
	6 875	2.66	0.80		2.49	24.00	21.51
	6 995	2.73	0.80		2.56	24.00	21.44
	7 095	0.80	0.80		0.63	24.00	23.37
	7 115	-14.17	0.80		-14.34	24.00	38.34
802.11ax _HE40 _SU	5 965	4.33	0.81		4.17	24.00	19.83
	6 165	1.93	0.81		1.77	24.00	22.23
	6 405	4.08	0.81		3.92	24.00	20.08
	6 445	3.62	0.81		3.46	24.00	20.54
	6 485	3.73	0.81		3.57	24.00	20.43
	6 525	3.52	0.81		3.36	24.00	20.64
	6 685	4.41	0.81		4.25	24.00	19.75
	6 845	4.32	0.81		4.16	24.00	19.84
	6 885	5.02	0.81		4.86	24.00	19.14
	7 005	4.70	0.81		4.54	24.00	19.46
	7 085	3.54	0.81		3.38	24.00	20.62
802.11ax _HE80 _SU	5 985	6.35	0.87		6.25	24.00	17.75
	6 145	4.51	0.87		4.41	24.00	19.59
	6 385	6.56	0.87		6.46	24.00	17.54
	6 465	6.53	0.87		6.43	24.00	17.57
	6 545	6.56	0.87		6.46	24.00	17.54
	6 705	7.16	0.87		7.06	24.00	16.94
	6 865	6.00	0.87		5.90	24.00	18.10
	6 945	8.09	0.87		7.99	24.00	16.01
	7 025	6.29	0.87		6.19	24.00	17.81
Measurement uncertainty	1.5 dB						

Test Mode	Frequency (MHz)	RU Index	Measured Output Power (dBm)	Duty cycle Factor (dB)	Antenna Gain (dBi)	Result Output Power (dBm)	Limit (dBm)	Margin (dB)
802.11ax _HE20 _26T	5 955	Low	-8.60	0.24	-0.97	-9.33	24.00	33.33
		Mid	-7.71	0.24		-8.44	24.00	32.44
		High	-8.30	0.24		-9.03	24.00	33.03
	6 175	Low	-10.29	0.24		-11.02	24.00	35.02
		Mid	-9.24	0.24		-9.97	24.00	33.97
		High	-9.98	0.24		-10.71	24.00	34.71
	6 415	Low	-8.04	0.24		-8.77	24.00	32.77
		Mid	-7.17	0.24		-7.90	24.00	31.90
		High	-7.77	0.24		-8.50	24.00	32.50
	6 435	Low	-8.01	0.24		-8.74	24.00	32.74
		Mid	-7.07	0.24		-7.80	24.00	31.80
		High	-7.86	0.24		-8.59	24.00	32.59
	6 475	Low	-8.09	0.24		-8.82	24.00	32.82
		Mid	-7.18	0.24		-7.91	24.00	31.91
		High	-7.83	0.24		-8.56	24.00	32.56
	6 515	Low	-8.01	0.24		-8.74	24.00	32.74
		Mid	-7.07	0.24		-7.80	24.00	31.80
		High	-7.63	0.24		-8.36	24.00	32.36
	6 535	Low	-7.90	0.24		-8.63	24.00	32.63
		Mid	-6.96	0.24		-7.69	24.00	31.69
		High	-7.47	0.24		-8.20	24.00	32.20
	6 695	Low	-8.40	0.24		-9.13	24.00	33.13
		Mid	-7.36	0.24		-8.09	24.00	32.09
		High	-7.89	0.24		-8.62	24.00	32.62
	6 855	Low	-9.26	0.24		-9.99	24.00	33.99
		Mid	-8.23	0.24		-8.96	24.00	32.96
		High	-8.86	0.24		-9.59	24.00	33.59
	6 875	Low	-9.11	0.24		-9.84	24.00	33.84
		Mid	-8.26	0.24		-8.99	24.00	32.99
		High	-9.17	0.24		-9.90	24.00	33.90
	6 995	Low	-8.88	0.24		-9.61	24.00	33.61
		Mid	-7.67	0.24		-8.40	24.00	32.40
		High	-8.25	0.24		-8.98	24.00	32.98
	7 095	Low	-10.80	0.24		-11.53	24.00	35.53
		Mid	-9.95	0.24		-10.68	24.00	34.68

		High	-10.37	0.24		-11.10	24.00	35.10
	7 115	Low	-14.42	0.24		-15.15	24.00	39.15
		Mid	-13.88	0.24		-14.61	24.00	38.61
		High	-14.47	0.24		-15.20	24.00	39.20
Measurement uncertainty			1.5 dB					

Test Mode	Frequency (MHz)	RU Index	Measured Output Power (dBm)	Duty cycle Factor (dB)	Antenna Gain (dBi)	Result Output Power (dBm)	Limit (dBm)	Margin (dB)
802.11ax _HE20 _52T	5 955	Low	-7.12	0.25	-0.97	-7.84	24.00	31.84
		Mid	-6.38	0.25		-7.10	24.00	31.10
		High	-6.86	0.25		-7.58	24.00	31.58
	6 175	Low	-8.87	0.25		-9.59	24.00	33.59
		Mid	-8.06	0.25		-8.78	24.00	32.78
		High	-8.59	0.25		-9.31	24.00	33.31
	6 415	Low	-6.64	0.25		-7.36	24.00	31.36
		Mid	-6.20	0.25		-6.92	24.00	30.92
		High	-6.51	0.25		-7.23	24.00	31.23
	6 435	Low	-6.52	0.25		-7.24	24.00	31.24
		Mid	-5.98	0.25		-6.70	24.00	30.70
		High	-6.35	0.25		-7.07	24.00	31.07
	6 475	Low	-6.80	0.25		-7.52	24.00	31.52
		Mid	-6.27	0.25		-6.99	24.00	30.99
		High	-6.40	0.25		-7.12	24.00	31.12
	6 515	Low	-6.52	0.25		-7.24	24.00	31.24
		Mid	-6.01	0.25		-6.73	24.00	30.73
		High	-6.20	0.25		-6.92	24.00	30.92
	6 535	Low	-6.39	0.25		-7.11	24.00	31.11
		Mid	-5.98	0.25		-6.70	24.00	30.70
		High	-6.27	0.25		-6.99	24.00	30.99
	6 695	Low	-6.94	0.25		-7.66	24.00	31.66
		Mid	-6.38	0.25		-7.10	24.00	31.10
		High	-6.75	0.25		-7.47	24.00	31.47
	6 855	Low	-7.82	0.25		-8.54	24.00	32.54
		Mid	-7.21	0.25		-7.93	24.00	31.93
		High	-7.58	0.25		-8.30	24.00	32.30
	6 875	Low	-7.85	0.25		-8.57	24.00	32.57
		Mid	-7.27	0.25		-7.99	24.00	31.99
		High	-7.61	0.25		-8.33	24.00	32.33

	6 995	Low	-7.47	0.25		-8.19	24.00	32.19
		Mid	-6.35	0.25		-7.07	24.00	31.07
		High	-6.97	0.25		-7.69	24.00	31.69
	7 095	Low	-9.58	0.25		-10.30	24.00	34.30
		Mid	-8.74	0.25		-9.46	24.00	33.46
		High	-9.43	0.25		-10.15	24.00	34.15
	7 115	Low	-13.91	0.25		-14.63	24.00	38.63
		Mid	-13.34	0.25		-14.06	24.00	38.06
		High	-13.72	0.25		-14.44	24.00	38.44
Measurement uncertainty			1.5 dB					

Test Mode	Frequency (MHz)	RU Index	Measured Output Power (dBm)	Duty cycle Factor (dB)	Antenna Gain (dBi)	Result Output Power (dBm)	Limit (dBm)	Margin (dB)
802.11ax _HE20 _106T	5 955	Low	-5.85	0.27	-0.97	-6.55	24.00	30.55
		Mid	-	-		-	-	-
		High	-5.53	0.27		-6.23	24.00	30.23
	6 175	Low	-7.42	0.27		-8.12	24.00	32.12
		Mid	-	-		-	-	-
		High	-7.32	0.27		-8.02	24.00	32.02
	6 415	Low	-5.32	0.27		-6.02	24.00	30.02
		Mid	-	-		-	-	-
		High	-5.29	0.27		-5.99	24.00	29.99
	6 435	Low	-5.38	0.27		-6.08	24.00	30.08
		Mid	-	-		-	-	-
		High	-5.12	0.27		-5.82	24.00	29.82
	6 475	Low	-5.57	0.27		-6.27	24.00	30.27
		Mid	-	-		-	-	-
		High	-5.36	0.27		-6.06	24.00	30.06
	6 515	Low	-5.27	0.27		-5.97	24.00	29.97
		Mid	-	-		-	-	-
		High	-5.41	0.27		-6.11	24.00	30.11
	6 535	Low	-5.16	0.27		-5.86	24.00	29.86
		Mid	-	-		-	-	-
		High	-5.06	0.27		-5.76	24.00	29.76
	6 695	Low	-5.70	0.27		-6.40	24.00	30.40
		Mid	-	-		-	-	-
		High	-5.27	0.27		-5.97	24.00	29.97
	6 855	Low	-6.40	0.27		-7.10	24.00	31.10

		Mid	-	-		-	-	-
		High	-6.44	0.27		-7.14	24.00	31.14
	6 875	Low	-6.35	0.27		-7.05	24.00	31.05
		Mid	-	-		-	-	-
		High	-6.35	0.27		-7.05	24.00	31.05
	6 995	Low	-6.13	0.27		-6.83	24.00	30.83
		Mid	-	-		-	-	-
		High	-5.66	0.27		-6.36	24.00	30.36
	7 095	Low	-8.14	0.27		-8.84	24.00	32.84
		Mid	-	-		-	-	-
		High	-8.13	0.27		-8.83	24.00	32.83
	7 115	Low	-13.80	0.27		-14.50	24.00	38.50
		Mid	-	-		-	-	-
		High	-13.71	0.27		-14.41	24.00	38.41
Measurement uncertainty			1.5 dB					

Test Mode	Frequency (MHz)	RU Index	Measured Output Power (dBm)	Duty cycle Factor (dB)	Antenna Gain (dBi)	Result Output Power (dBm)	Limit (dBm)	Margin (dB)
802.11ax _HE40 _26T	5 965	Low	-8.53	0.24	-0.97	-9.26	24.00	33.26
		Mid	-7.54	0.24		-8.27	24.00	32.27
		High	-7.30	0.24		-8.03	24.00	32.03
	6 165	Low	-7.30	0.24		-8.03	24.00	32.03
		Mid	-6.50	0.24		-7.23	24.00	31.23
		High	-6.98	0.24		-7.71	24.00	31.71
	6 405	Low	-7.69	0.24		-8.42	24.00	32.42
		Mid	-7.26	0.24		-7.99	24.00	31.99
		High	-7.63	0.24		-8.36	24.00	32.36
	6 445	Low	-7.22	0.24		-7.95	24.00	31.95
		Mid	-7.34	0.24		-8.07	24.00	32.07
		High	-7.10	0.24		-7.83	24.00	31.83
	6 485	Low	-6.95	0.24		-7.68	24.00	31.68
		Mid	-7.13	0.24		-7.86	24.00	31.86
		High	-7.66	0.24		-8.39	24.00	32.39
	6 525	Low	-7.11	0.24		-7.84	24.00	31.84
		Mid	-7.38	0.24		-8.11	24.00	32.11
		High	-7.68	0.24		-8.41	24.00	32.41
	6 685	Low	-6.99	0.24		-7.72	24.00	31.72
		Mid	-7.50	0.24		-8.23	24.00	32.23
		High	-7.07	0.24		-7.80	24.00	31.80
	6 845	Low	-7.21	0.24		-7.94	24.00	31.94
		Mid	-6.74	0.24		-7.47	24.00	31.47
		High	-7.14	0.24		-7.87	24.00	31.87
	6 885	Low	-7.18	0.24		-7.91	24.00	31.91
		Mid	-7.15	0.24		-7.88	24.00	31.88
		High	-7.12	0.24		-7.85	24.00	31.85
	7 005	Low	-7.50	0.24		-8.23	24.00	32.23
		Mid	-6.59	0.24		-7.32	24.00	31.32
		High	-6.87	0.24		-7.60	24.00	31.60
	7 085	Low	-7.62	0.24		-8.35	24.00	32.35
		Mid	-6.89	0.24		-7.62	24.00	31.62
		High	-6.86	0.24		-7.59	24.00	31.59
Measurement uncertainty			1.5 dB					

Test Mode	Frequency (MHz)	RU Index	Measured Output Power (dBm)	Duty cycle Factor (dB)	Antenna Gain (dBi)	Result Output Power (dBm)	Limit (dBm)	Margin (dB)
802.11ax _HE40 _52T	5 965	Low	-6.96	0.25	-0.97	-7.68	24.00	31.68
		Mid	-6.01	0.25		-6.73	24.00	30.73
		High	-6.17	0.25		-6.89	24.00	30.89
	6 165	Low	-5.99	0.25		-6.71	24.00	30.71
		Mid	-6.08	0.25		-6.80	24.00	30.80
		High	-5.94	0.25		-6.66	24.00	30.66
	6 405	Low	-6.65	0.25		-7.37	24.00	31.37
		Mid	-5.88	0.25		-6.60	24.00	30.60
		High	-5.99	0.25		-6.71	24.00	30.71
	6 445	Low	-6.67	0.25		-7.39	24.00	31.39
		Mid	-6.35	0.25		-7.07	24.00	31.07
		High	-6.51	0.25		-7.23	24.00	31.23
	6 485	Low	-6.62	0.25		-7.34	24.00	31.34
		Mid	-6.29	0.25		-7.01	24.00	31.01
		High	-6.07	0.25		-6.79	24.00	30.79
	6 525	Low	-6.54	0.25		-7.26	24.00	31.26
		Mid	-5.84	0.25		-6.56	24.00	30.56
		High	-6.46	0.25		-7.18	24.00	31.18
	6 685	Low	-6.29	0.25		-7.01	24.00	31.01
		Mid	-6.01	0.25		-6.73	24.00	30.73
		High	-6.76	0.25		-7.48	24.00	31.48
	6 845	Low	-6.79	0.25		-7.51	24.00	31.51
		Mid	-5.83	0.25		-6.55	24.00	30.55
		High	-6.06	0.25		-6.78	24.00	30.78
	6 885	Low	-6.48	0.25		-7.20	24.00	31.20
		Mid	-5.98	0.25		-6.70	24.00	30.70
		High	-6.32	0.25		-7.04	24.00	31.04
	7 005	Low	-5.99	0.25		-6.71	24.00	30.71
		Mid	-5.72	0.25		-6.44	24.00	30.44
		High	-5.87	0.25		-6.59	24.00	30.59
	7 085	Low	-5.98	0.25		-6.70	24.00	30.70
		Mid	-5.89	0.25		-6.61	24.00	30.61
		High	-5.62	0.25		-6.34	24.00	30.34
Measurement uncertainty			1.5 dB					

Test Mode	Frequency (MHz)	RU Index	Measured Output Power (dBm)	Duty cycle Factor (dB)	Antenna Gain (dBi)	Result Output Power (dBm)	Limit (dBm)	Margin (dB)
802.11ax _HE40 _106T	5 965	Low	-5.67	0.27	-0.97	-6.37	24.00	30.37
		Mid	-5.41	0.27		-6.11	24.00	30.11
		High	-5.51	0.27		-6.21	24.00	30.21
	6 165	Low	-5.76	0.27		-6.46	24.00	30.46
		Mid	-4.40	0.27		-5.10	24.00	29.10
		High	-5.36	0.27		-6.06	24.00	30.06
	6 405	Low	-5.54	0.27		-6.24	24.00	30.24
		Mid	-5.86	0.27		-6.56	24.00	30.56
		High	-4.85	0.27		-5.55	24.00	29.55
	6 445	Low	-5.61	0.27		-6.31	24.00	30.31
		Mid	-4.74	0.27		-5.44	24.00	29.44
		High	-5.34	0.27		-6.04	24.00	30.04
	6 485	Low	-6.07	0.27		-6.77	24.00	30.77
		Mid	-4.77	0.27		-5.47	24.00	29.47
		High	-4.79	0.27		-5.49	24.00	29.49
	6 525	Low	-4.92	0.27		-5.62	24.00	29.62
		Mid	-4.60	0.27		-5.30	24.00	29.30
		High	-4.82	0.27		-5.52	24.00	29.52
	6 685	Low	-6.24	0.27		-6.94	24.00	30.94
		Mid	-4.87	0.27		-5.57	24.00	29.57
		High	-4.98	0.27		-5.68	24.00	29.68
	6 845	Low	-5.38	0.27		-6.08	24.00	30.08
		Mid	-4.63	0.27		-5.33	24.00	29.33
		High	-5.25	0.27		-5.95	24.00	29.95
	6 885	Low	-4.72	0.27		-5.42	24.00	29.42
		Mid	-4.89	0.27		-5.59	24.00	29.59
		High	-5.04	0.27		-5.74	24.00	29.74
	7 005	Low	-4.86	0.27		-5.56	24.00	29.56
		Mid	-5.16	0.27		-5.86	24.00	29.86
		High	-5.35	0.27		-6.05	24.00	30.05
	7 085	Low	-5.15	0.27		-5.85	24.00	29.85
		Mid	-4.89	0.27		-5.59	24.00	29.59
		High	-5.60	0.27		-6.30	24.00	30.30
Measurement uncertainty			1.5 dB					

Test Mode	Frequency (MHz)	RU Index	Measured Output Power (dBm)	Duty cycle Factor (dB)	Antenna Gain (dBi)	Result Output Power (dBm)	Limit (dBm)	Margin (dB)
802.11ax _HE40 _242T	5 965	Low	-4.39	0.27	-0.97	-5.09	24.00	29.09
		Mid	-	-		-	-	-
		High	-4.35	0.27		-5.05	24.00	29.05
	6 165	Low	-4.05	0.27		-4.75	24.00	28.75
		Mid	-	-		-	-	-
		High	-3.87	0.27		-4.57	24.00	28.57
	6 405	Low	-4.31	0.27		-5.01	24.00	29.01
		Mid	-	-		-	-	-
		High	-3.71	0.27		-4.41	24.00	28.41
	6 445	Low	-4.13	0.27		-4.83	24.00	28.83
		Mid	-	-		-	-	-
		High	-3.98	0.27		-4.68	24.00	28.68
	6 485	Low	-3.80	0.27		-4.50	24.00	28.50
		Mid	-	-		-	-	-
		High	-3.69	0.27		-4.39	24.00	28.39
	6 525	Low	-4.36	0.27		-5.06	24.00	29.06
		Mid	-	-		-	-	-
		High	-3.82	0.27		-4.52	24.00	28.52
	6 685	Low	-4.00	0.27		-4.70	24.00	28.70
		Mid	-	-		-	-	-
		High	-4.46	0.27		-5.16	24.00	29.16
	6 845	Low	-3.95	0.27		-4.65	24.00	28.65
		Mid	-	-		-	-	-
		High	-4.11	0.27		-4.81	24.00	28.81
	6 885	Low	-4.08	0.27		-4.78	24.00	28.78
		Mid	-	-		-	-	-
		High	-4.47	0.27		-5.17	24.00	29.17
	7 005	Low	-4.25	0.27		-4.95	24.00	28.95
		Mid	-	-		-	-	-
		High	-4.08	0.27		-4.78	24.00	28.78
	7 085	Low	-3.82	0.27		-4.52	24.00	28.52
		Mid	-	-		-	-	-
		High	-3.76	0.27		-4.46	24.00	28.46
Measurement uncertainty			1.5 dB					

Test Mode	Frequency (MHz)	RU Index	Measured Output Power (dBm)	Duty cycle Factor (dB)	Antenna Gain (dBi)	Result Output Power (dBm)	Limit (dBm)	Margin (dB)
802.11ax _HE80 _26T	5 985	Low	-6.63	0.24	-0.97	-7.36	24.00	31.36
		Mid	-6.91	0.24		-7.64	24.00	31.64
		High	-6.39	0.24		-7.12	24.00	31.12
	6 145	Low	-6.79	0.24		-7.52	24.00	31.52
		Mid	-6.52	0.24		-7.25	24.00	31.25
		High	-6.18	0.24		-6.91	24.00	30.91
	6 385	Low	-6.22	0.24		-6.95	24.00	30.95
		Mid	-6.35	0.24		-7.08	24.00	31.08
		High	-6.93	0.24		-7.66	24.00	31.66
	6 465	Low	-6.41	0.24		-7.14	24.00	31.14
		Mid	-6.21	0.24		-6.94	24.00	30.94
		High	-6.35	0.24		-7.08	24.00	31.08
	6 545	Low	-6.01	0.24		-6.74	24.00	30.74
		Mid	-6.40	0.24		-7.13	24.00	31.13
		High	-6.16	0.24		-6.89	24.00	30.89
	6 705	Low	-6.62	0.24		-7.35	24.00	31.35
		Mid	-6.96	0.24		-7.69	24.00	31.69
		High	-6.89	0.24		-7.62	24.00	31.62
	6 865	Low	-6.92	0.24		-7.65	24.00	31.65
		Mid	-6.65	0.24		-7.38	24.00	31.38
		High	-6.64	0.24		-7.37	24.00	31.37
	6 945	Low	-5.53	0.24		-6.26	24.00	30.26
		Mid	-5.63	0.24		-6.36	24.00	30.36
		High	-5.55	0.24		-6.28	24.00	30.28
	7 025	Low	-5.40	0.24		-6.13	24.00	30.13
		Mid	-5.58	0.24		-6.31	24.00	30.31
		High	-5.89	0.24		-6.62	24.00	30.62
Measurement uncertainty			1.5 dB					

Test Mode	Frequency (MHz)	RU Index	Measured Output Power (dBm)	Duty cycle Factor (dB)	Antenna Gain (dBi)	Result Output Power (dBm)	Limit (dBm)	Margin (dB)
802.11ax _HE80 _52T	5 985	Low	-6.01	0.25	-0.97	-6.73	24.00	30.73
		Mid	-5.15	0.25		-5.87	24.00	29.87
		High	-5.84	0.25		-6.56	24.00	30.56
	6 145	Low	-5.72	0.25		-6.44	24.00	30.44
		Mid	-5.56	0.25		-6.28	24.00	30.28
		High	-5.43	0.25		-6.15	24.00	30.15
	6 385	Low	-5.25	0.25		-5.97	24.00	29.97
		Mid	-5.87	0.25		-6.59	24.00	30.59
		High	-5.96	0.25		-6.68	24.00	30.68
	6 465	Low	-5.75	0.25		-6.47	24.00	30.47
		Mid	-5.13	0.25		-5.85	24.00	29.85
		High	-5.34	0.25		-6.06	24.00	30.06
	6 545	Low	-5.59	0.25		-6.31	24.00	30.31
		Mid	-4.92	0.25		-5.64	24.00	29.64
		High	-5.14	0.25		-5.86	24.00	29.86
	6 705	Low	-5.50	0.25		-6.22	24.00	30.22
		Mid	-5.20	0.25		-5.92	24.00	29.92
		High	-5.84	0.25		-6.56	24.00	30.56
	6 865	Low	-5.29	0.25		-6.01	24.00	30.01
		Mid	-5.06	0.25		-5.78	24.00	29.78
		High	-5.40	0.25		-6.12	24.00	30.12
	6 945	Low	-5.02	0.25		-5.74	24.00	29.74
		Mid	-3.96	0.25		-4.68	24.00	28.68
		High	-3.97	0.25		-4.69	24.00	28.69
	7 025	Low	-4.37	0.25		-5.09	24.00	29.09
		Mid	-4.81	0.25		-5.53	24.00	29.53
		High	-4.35	0.25		-5.07	24.00	29.07
Measurement uncertainty			1.5 dB					

Test Mode	Frequency (MHz)	RU Index	Measured Output Power (dBm)	Duty cycle Factor (dB)	Antenna Gain (dBi)	Result Output Power (dBm)	Limit (dBm)	Margin (dB)
802.11ax _HE80 _106T	5 985	Low	-5.19	0.27	-0.97	-5.89	24.00	29.89
		Mid	-4.55	0.27		-5.25	24.00	29.25
		High	-4.94	0.27		-5.64	24.00	29.64
	6 145	Low	-4.71	0.27		-5.41	24.00	29.41
		Mid	-4.67	0.27		-5.37	24.00	29.37
		High	-4.04	0.27		-4.74	24.00	28.74
	6 385	Low	-4.37	0.27		-5.07	24.00	29.07
		Mid	-4.79	0.27		-5.49	24.00	29.49
		High	-4.20	0.27		-4.90	24.00	28.90
	6 465	Low	-4.37	0.27		-5.07	24.00	29.07
		Mid	-4.34	0.27		-5.04	24.00	29.04
		High	-4.66	0.27		-5.36	24.00	29.36
	6 545	Low	-4.56	0.27		-5.26	24.00	29.26
		Mid	-3.94	0.27		-4.64	24.00	28.64
		High	-4.21	0.27		-4.91	24.00	28.91
	6 705	Low	-4.72	0.27		-5.42	24.00	29.42
		Mid	-4.53	0.27		-5.23	24.00	29.23
		High	-4.37	0.27		-5.07	24.00	29.07
	6 865	Low	-4.50	0.27		-5.20	24.00	29.20
		Mid	-4.03	0.27		-4.73	24.00	28.73
		High	-3.90	0.27		-4.60	24.00	28.60
	6 945	Low	-4.10	0.27		-4.80	24.00	28.80
		Mid	-3.67	0.27		-4.37	24.00	28.37
		High	-3.04	0.27		-3.74	24.00	27.74
	7 025	Low	-3.19	0.27		-3.89	24.00	27.89
		Mid	-3.19	0.27		-3.89	24.00	27.89
		High	-3.67	0.27		-4.37	24.00	28.37
Measurement uncertainty			1.5 dB					

Test Mode	Frequency (MHz)	RU Index	Measured Output Power (dBm)	Duty cycle Factor (dB)	Antenna Gain (dBi)	Result Output Power (dBm)	Limit (dBm)	Margin (dB)
802.11ax _HE80 _242T	5 985	Low	-3.39	0.27	-0.97	-4.09	24.00	28.09
		Mid	-3.99	0.27		-4.69	24.00	28.69
		High	-3.24	0.27		-3.94	24.00	27.94
	6 145	Low	-4.34	0.27		-5.04	24.00	29.04
		Mid	-4.19	0.27		-4.89	24.00	28.89
		High	-3.38	0.27		-4.08	24.00	28.08
	6 385	Low	-3.26	0.27		-3.96	24.00	27.96
		Mid	-3.28	0.27		-3.98	24.00	27.98
		High	-3.92	0.27		-4.62	24.00	28.62
	6 465	Low	-3.38	0.27		-4.08	24.00	28.08
		Mid	-3.61	0.27		-4.31	24.00	28.31
		High	-3.91	0.27		-4.61	24.00	28.61
	6 545	Low	-3.03	0.27		-3.73	24.00	27.73
		Mid	-3.13	0.27		-3.83	24.00	27.83
		High	-3.02	0.27		-3.72	24.00	27.72
	6 705	Low	-3.81	0.27		-4.51	24.00	28.51
		Mid	-2.99	0.27		-3.69	24.00	27.69
		High	-3.65	0.27		-4.35	24.00	28.35
	6 865	Low	-4.24	0.27		-4.94	24.00	28.94
		Mid	-3.56	0.27		-4.26	24.00	28.26
		High	-4.09	0.27		-4.79	24.00	28.79
	6 945	Low	-3.41	0.27		-4.11	24.00	28.11
		Mid	-3.82	0.27		-4.52	24.00	28.52
		High	-2.98	0.27		-3.68	24.00	27.68
	7 025	Low	-2.86	0.27		-3.56	24.00	27.56
		Mid	-2.76	0.27		-3.46	24.00	27.46
		High	-3.50	0.27		-4.20	24.00	28.20
Measurement uncertainty			1.5 dB					

Test Mode	Frequency (MHz)	RU Index	Measured Output Power (dBm)	Duty cycle Factor (dB)	Antenna Gain (dBi)	Result Output Power (dBm)	Limit (dBm)	Margin (dB)
802.11ax _HE80 _484T	5 985	Low	-4.09	0.31	-0.97	-4.75	24.00	28.75
		Mid	-	-		-	-	-
		High	-4.08	0.31		-4.74	24.00	28.74
	6 145	Low	-4.44	0.31		-5.10	24.00	29.10
		Mid	-	-		-	-	-
		High	-3.81	0.31		-4.47	24.00	28.47
	6 385	Low	-3.89	0.31		-4.55	24.00	28.55
		Mid	-	-		-	-	-
		High	-3.94	0.31		-4.60	24.00	28.60
	6 465	Low	-4.59	0.31		-5.25	24.00	29.25
		Mid	-	-		-	-	-
		High	-4.53	0.31		-5.19	24.00	29.19
	6 545	Low	-3.84	0.31		-4.50	24.00	28.50
		Mid	-	-		-	-	-
		High	-4.42	0.31		-5.08	24.00	29.08
	6 705	Low	-4.31	0.31		-4.97	24.00	28.97
		Mid	-	-		-	-	-
		High	-4.79	0.31		-5.45	24.00	29.45
	6 865	Low	-4.09	0.31		-4.75	24.00	28.75
		Mid	-	-		-	-	-
		High	-4.38	0.31		-5.04	24.00	29.04
	6 945	Low	-3.27	0.31		-3.93	24.00	27.93
		Mid	-	-		-	-	-
		High	-2.94	0.31		-3.60	24.00	27.60
	7 025	Low	-2.92	0.31		-3.58	24.00	27.58
		Mid	-	-		-	-	-
		High	-3.00	0.31		-3.66	24.00	27.66
Measurement uncertainty			1.5 dB					

ANT2

Test Mode	Frequency (MHz)	Measured Output Power (dBm)	Duty cycle Factor (dB)	Antenna Gain (dBi)	Result Output Power (dBm)	Limit (dBm)	Margin (dB)
802.11ax _HE20 _SU	5 955	0.82	0.80	0.74	2.36	24.00	21.64
	6 175	-1.25	0.80		0.29	24.00	23.71
	6 415	2.61	0.80		4.15	24.00	19.85
	6 435	2.35	0.80		3.89	24.00	20.11
	6 475	2.48	0.80		4.02	24.00	19.98
	6 515	2.50	0.80		4.04	24.00	19.96
	6 535	3.14	0.80		4.68	24.00	19.32
	6 695	0.30	0.80		1.84	24.00	22.16
	6 855	-1.07	0.80		0.47	24.00	23.53
	6 875	0.86	0.80		2.40	24.00	21.60
	6 995	2.12	0.80		3.66	24.00	20.34
	7 095	2.00	0.80		3.54	24.00	20.46
	7 115	-11.84	0.80		-10.30	24.00	34.30
802.11ax _HE40 _SU	5 965	3.12	0.81		4.67	24.00	19.33
	6 165	1.06	0.81		2.61	24.00	21.39
	6 405	5.07	0.81		6.62	24.00	17.38
	6 445	4.67	0.81		6.22	24.00	17.78
	6 485	4.66	0.81		6.21	24.00	17.79
	6 525	4.97	0.81		6.52	24.00	17.48
	6 685	2.80	0.81		4.35	24.00	19.65
	6 845	2.53	0.81		4.08	24.00	19.92
	6 885	4.15	0.81		5.70	24.00	18.30
	7 005	5.14	0.81		6.69	24.00	17.31
	7 085	3.73	0.81		5.28	24.00	18.72
802.11ax _HE80 _SU	5 985	7.14	0.87		8.75	24.00	15.25
	6 145	4.73	0.87		6.34	24.00	17.66
	6 385	8.40	0.87		10.01	24.00	13.99
	6 465	7.90	0.87		9.51	24.00	14.49
	6 545	8.46	0.87		10.07	24.00	13.93
	6 705	6.77	0.87		8.38	24.00	15.62
	6 865	5.26	0.87		6.87	24.00	17.13
	6 945	6.73	0.87		8.34	24.00	15.66
	7 025	7.45	0.87		9.06	24.00	14.94
Measurement uncertainty	1.5 dB						

Test Mode	Frequency (MHz)	RU Index	Measured Output Power (dBm)	Duty cycle Factor (dB)	Antenna Gain (dBi)	Result Output Power (dBm)	Limit (dBm)	Margin (dB)
802.11ax _HE20 _26T	5 955	Low	-8.86	0.24	0.74	-7.88	24.00	31.88
		Mid	-8.06	0.24		-7.08	24.00	31.08
		High	-8.45	0.24		-7.47	24.00	31.47
	6 175	Low	-10.80	0.24		-9.82	24.00	33.82
		Mid	-9.84	0.24		-8.86	24.00	32.86
		High	-10.38	0.24		-9.40	24.00	33.40
	6 415	Low	-6.81	0.24		-5.83	24.00	29.83
		Mid	-5.85	0.24		-4.87	24.00	28.87
		High	-6.87	0.24		-5.89	24.00	29.89
	6 435	Low	-7.03	0.24		-6.05	24.00	30.05
		Mid	-6.34	0.24		-5.36	24.00	29.36
		High	-7.12	0.24		-6.14	24.00	30.14
	6 475	Low	-7.21	0.24		-6.23	24.00	30.23
		Mid	-6.09	0.24		-5.11	24.00	29.11
		High	-6.69	0.24		-5.71	24.00	29.71
	6 515	Low	-6.95	0.24		-5.97	24.00	29.97
		Mid	-5.80	0.24		-4.82	24.00	28.82
		High	-6.98	0.24		-6.00	24.00	30.00
	6 535	Low	-6.23	0.24		-5.25	24.00	29.25
		Mid	-5.26	0.24		-4.28	24.00	28.28
		High	-6.04	0.24		-5.06	24.00	29.06
	6 695	Low	-9.17	0.24		-8.19	24.00	32.19
		Mid	-8.25	0.24		-7.27	24.00	31.27
		High	-8.95	0.24		-7.97	24.00	31.97
	6 855	Low	-10.33	0.24		-9.35	24.00	33.35
		Mid	-9.17	0.24		-8.19	24.00	32.19
		High	-10.15	0.24		-9.17	24.00	33.17
	6 875	Low	-10.51	0.24		-9.53	24.00	33.53
		Mid	-9.18	0.24		-8.20	24.00	32.20
		High	-9.87	0.24		-8.89	24.00	32.89
	6 995	Low	-8.28	0.24		-7.30	24.00	31.30
		Mid	-7.16	0.24		-6.18	24.00	30.18
		High	-7.80	0.24		-6.82	24.00	30.82
	7 095	Low	-7.86	0.24		-6.88	24.00	30.88
		Mid	-6.70	0.24		-5.72	24.00	29.72

		High	-7.65	0.24		-6.67	24.00	30.67
	7 115	Low	-11.99	0.24		-11.01	24.00	35.01
		Mid	-10.83	0.24		-9.85	24.00	33.85
		High	-11.48	0.24		-10.50	24.00	34.50
Measurement uncertainty			1.5 dB					

Test Mode	Frequency (MHz)	RU Index	Measured Output Power (dBm)	Duty cycle Factor (dB)	Antenna Gain (dBi)	Result Output Power (dBm)	Limit (dBm)	Margin (dB)
802.11ax _HE20 _52T	5 955	Low	-7.50	0.25	0.74	-6.51	24.00	30.51
		Mid	-6.69	0.25		-5.70	24.00	29.70
		High	-7.22	0.25		-6.23	24.00	30.23
	6 175	Low	-9.52	0.25		-8.53	24.00	32.53
		Mid	-8.74	0.25		-7.75	24.00	31.75
		High	-9.26	0.25		-8.27	24.00	32.27
	6 415	Low	-5.48	0.25		-4.49	24.00	28.49
		Mid	-4.90	0.25		-3.91	24.00	27.91
		High	-5.49	0.25		-4.50	24.00	28.50
	6 435	Low	-5.83	0.25		-4.84	24.00	28.84
		Mid	-5.15	0.25		-4.16	24.00	28.16
		High	-5.46	0.25		-4.47	24.00	28.47
	6 475	Low	-5.69	0.25		-4.70	24.00	28.70
		Mid	-5.18	0.25		-4.19	24.00	28.19
		High	-5.50	0.25		-4.51	24.00	28.51
	6 515	Low	-5.67	0.25		-4.68	24.00	28.68
		Mid	-4.83	0.25		-3.84	24.00	27.84
		High	-5.16	0.25		-4.17	24.00	28.17
	6 535	Low	-4.76	0.25		-3.77	24.00	27.77
		Mid	-4.08	0.25		-3.09	24.00	27.09
		High	-4.49	0.25		-3.50	24.00	27.50
	6 695	Low	-7.52	0.25		-6.53	24.00	30.53
		Mid	-7.17	0.25		-6.18	24.00	30.18
		High	-7.52	0.25		-6.53	24.00	30.53
	6 855	Low	-8.84	0.25		-7.85	24.00	31.85
		Mid	-8.16	0.25		-7.17	24.00	31.17
		High	-8.85	0.25		-7.86	24.00	31.86
	6 875	Low	-8.99	0.25		-8.00	24.00	32.00
		Mid	-8.13	0.25		-7.14	24.00	31.14
		High	-8.56	0.25		-7.57	24.00	31.57

	6 995	Low	-6.65	0.25		-5.66	24.00	29.66
		Mid	-5.88	0.25		-4.89	24.00	28.89
		High	-6.50	0.25		-5.51	24.00	29.51
	7 095	Low	-6.73	0.25		-5.74	24.00	29.74
		Mid	-5.71	0.25		-4.72	24.00	28.72
		High	-6.17	0.25		-5.18	24.00	29.18
	7 115	Low	-10.80	0.25		-9.81	24.00	33.81
		Mid	-10.17	0.25		-9.18	24.00	33.18
		High	-10.48	0.25		-9.49	24.00	33.49
Measurement uncertainty			1.5 dB					

Test Mode	Frequency (MHz)	RU Index	Measured Output Power (dBm)	Duty cycle Factor (dB)	Antenna Gain (dBi)	Result Output Power (dBm)	Limit (dBm)	Margin (dB)
802.11ax _HE20 _106T	5 955	Low	-6.19	0.27	0.74	-5.18	24.00	29.18
		Mid	-	-		-	-	-
		High	-5.85	0.27		-4.84	24.00	28.84
	6 175	Low	-8.27	0.27		-7.26	24.00	31.26
		Mid	-	-		-	-	-
		High	-8.07	0.27		-7.06	24.00	31.06
	6 415	Low	-4.11	0.27		-3.10	24.00	27.10
		Mid	-	-		-	-	-
		High	-4.23	0.27		-3.22	24.00	27.22
	6 435	Low	-4.60	0.27		-3.59	24.00	27.59
		Mid	-	-		-	-	-
		High	-4.37	0.27		-3.36	24.00	27.36
	6 475	Low	-4.37	0.27		-3.36	24.00	27.36
		Mid	-	-		-	-	-
		High	-4.33	0.27		-3.32	24.00	27.32
	6 515	Low	-4.31	0.27		-3.30	24.00	27.30
		Mid	-	-		-	-	-
		High	-4.03	0.27		-3.02	24.00	27.02
	6 535	Low	-3.63	0.27		-2.62	24.00	26.62
		Mid	-	-		-	-	-
		High	-3.26	0.27		-2.25	24.00	26.25
	6 695	Low	-6.27	0.27		-5.26	24.00	29.26
		Mid	-	-		-	-	-
		High	-6.30	0.27		-5.29	24.00	29.29
	6 855	Low	-7.72	0.27		-6.71	24.00	30.71

		Mid	-	-		-	-	-
		High	-7.60	0.27		-6.59	24.00	30.59
	6 875	Low	-7.65	0.27		-6.64	24.00	30.64
		Mid	-	-		-	-	-
		High	-7.39	0.27		-6.38	24.00	30.38
	6 995	Low	-5.34	0.27		-4.33	24.00	28.33
		Mid	-	-		-	-	-
		High	-5.18	0.27		-4.17	24.00	28.17
	7 095	Low	-5.17	0.27		-4.16	24.00	28.16
		Mid	-	-		-	-	-
		High	-4.91	0.27		-3.90	24.00	27.90
	7 115	Low	-10.66	0.27		-9.65	24.00	33.65
		Mid	-	-		-	-	-
		High	-10.30	0.27		-9.29	24.00	33.29
Measurement uncertainty			1.5 dB					

Test Mode	Frequency (MHz)	RU Index	Measured Output Power (dBm)	Duty cycle Factor (dB)	Antenna Gain (dBi)	Result Output Power (dBm)	Limit (dBm)	Margin (dB)
802.11ax _HE40 _26T	5 965	Low	-7.02	0.24	0.74	-6.04	24.00	30.04
		Mid	-6.48	0.24		-5.50	24.00	29.50
		High	-6.69	0.24		-5.71	24.00	29.71
	6 165	Low	-6.44	0.24		-5.46	24.00	29.46
		Mid	-6.48	0.24		-5.50	24.00	29.50
		High	-6.31	0.24		-5.33	24.00	29.33
	6 405	Low	-7.03	0.24		-6.05	24.00	30.05
		Mid	-7.27	0.24		-6.29	24.00	30.29
		High	-6.74	0.24		-5.76	24.00	29.76
	6 445	Low	-7.58	0.24		-6.60	24.00	30.60
		Mid	-6.87	0.24		-5.89	24.00	29.89
		High	-7.14	0.24		-6.16	24.00	30.16
	6 485	Low	-7.19	0.24		-6.21	24.00	30.21
		Mid	-6.80	0.24		-5.82	24.00	29.82
		High	-7.17	0.24		-6.19	24.00	30.19
	6 525	Low	-7.65	0.24		-6.67	24.00	30.67
		Mid	-6.78	0.24		-5.80	24.00	29.80
		High	-7.01	0.24		-6.03	24.00	30.03
	6 685	Low	-6.82	0.24		-5.84	24.00	29.84
		Mid	-7.11	0.24		-6.13	24.00	30.13
		High	-7.18	0.24		-6.20	24.00	30.20
	6 845	Low	-7.37	0.24		-6.39	24.00	30.39
		Mid	-6.92	0.24		-5.94	24.00	29.94
		High	-6.91	0.24		-5.93	24.00	29.93
	6 885	Low	-7.46	0.24		-6.48	24.00	30.48
		Mid	-6.98	0.24		-6.00	24.00	30.00
		High	-7.16	0.24		-6.18	24.00	30.18
	7 005	Low	-6.85	0.24		-5.87	24.00	29.87
		Mid	-6.32	0.24		-5.34	24.00	29.34
		High	-6.45	0.24		-5.47	24.00	29.47
	7 085	Low	-6.81	0.24		-5.83	24.00	29.83
		Mid	-5.80	0.24		-4.82	24.00	28.82
		High	-6.51	0.24		-5.53	24.00	29.53
Measurement uncertainty			1.5 dB					

Test Mode	Frequency (MHz)	RU Index	Measured Output Power (dBm)	Duty cycle Factor (dB)	Antenna Gain (dBi)	Result Output Power (dBm)	Limit (dBm)	Margin (dB)
802.11ax _HE40 _52T	5 965	Low	-5.84	0.25	0.74	-4.85	24.00	28.85
		Mid	-5.34	0.25		-4.35	24.00	28.35
		High	-5.68	0.25		-4.69	24.00	28.69
	6 165	Low	-5.32	0.25		-4.33	24.00	28.33
		Mid	-5.60	0.25		-4.61	24.00	28.61
		High	-5.32	0.25		-4.33	24.00	28.33
	6 405	Low	-6.54	0.25		-5.55	24.00	29.55
		Mid	-5.77	0.25		-4.78	24.00	28.78
		High	-5.95	0.25		-4.96	24.00	28.96
	6 445	Low	-6.62	0.25		-5.63	24.00	29.63
		Mid	-5.84	0.25		-4.85	24.00	28.85
		High	-6.17	0.25		-5.18	24.00	29.18
	6 485	Low	-6.68	0.25		-5.69	24.00	29.69
		Mid	-6.40	0.25		-5.41	24.00	29.41
		High	-6.09	0.25		-5.10	24.00	29.10
	6 525	Low	-6.33	0.25		-5.34	24.00	29.34
		Mid	-5.94	0.25		-4.95	24.00	28.95
		High	-6.08	0.25		-5.09	24.00	29.09
	6 685	Low	-6.20	0.25		-5.21	24.00	29.21
		Mid	-5.97	0.25		-4.98	24.00	28.98
		High	-6.58	0.25		-5.59	24.00	29.59
	6 845	Low	-6.09	0.25		-5.10	24.00	29.10
		Mid	-5.87	0.25		-4.88	24.00	28.88
		High	-6.06	0.25		-5.07	24.00	29.07
	6 885	Low	-6.72	0.25		-5.73	24.00	29.73
		Mid	-6.59	0.25		-5.60	24.00	29.60
		High	-5.97	0.25		-4.98	24.00	28.98
	7 005	Low	-5.79	0.25		-4.80	24.00	28.80
		Mid	-5.24	0.25		-4.25	24.00	28.25
		High	-5.26	0.25		-4.27	24.00	28.27
	7 085	Low	-5.78	0.25		-4.79	24.00	28.79
		Mid	-5.40	0.25		-4.41	24.00	28.41
		High	-6.11	0.25		-5.12	24.00	29.12
Measurement uncertainty			1.5 dB					

Test Mode	Frequency (MHz)	RU Index	Measured Output Power (dBm)	Duty cycle Factor (dB)	Antenna Gain (dBi)	Result Output Power (dBm)	Limit (dBm)	Margin (dB)
802.11ax _HE40 _106T	5 965	Low	-4.16	0.27	0.74	-3.15	24.00	27.15
		Mid	-4.41	0.27		-3.40	24.00	27.40
		High	-4.60	0.27		-3.59	24.00	27.59
	6 165	Low	-4.06	0.27		-3.05	24.00	27.05
		Mid	-4.41	0.27		-3.40	24.00	27.40
		High	-4.11	0.27		-3.10	24.00	27.10
	6 405	Low	-5.10	0.27		-4.09	24.00	28.09
		Mid	-4.63	0.27		-3.62	24.00	27.62
		High	-5.34	0.27		-4.33	24.00	28.33
	6 445	Low	-4.85	0.27		-3.84	24.00	27.84
		Mid	-5.35	0.27		-4.34	24.00	28.34
		High	-5.47	0.27		-4.46	24.00	28.46
	6 485	Low	-5.40	0.27		-4.39	24.00	28.39
		Mid	-4.80	0.27		-3.79	24.00	27.79
		High	-5.03	0.27		-4.02	24.00	28.02
	6 525	Low	-5.48	0.27		-4.47	24.00	28.47
		Mid	-4.80	0.27		-3.79	24.00	27.79
		High	-5.60	0.27		-4.59	24.00	28.59
	6 685	Low	-5.76	0.27		-4.75	24.00	28.75
		Mid	-5.43	0.27		-4.42	24.00	28.42
		High	-5.60	0.27		-4.59	24.00	28.59
	6 845	Low	-5.08	0.27		-4.07	24.00	28.07
		Mid	-4.79	0.27		-3.78	24.00	27.78
		High	-4.88	0.27		-3.87	24.00	27.87
	6 885	Low	-5.67	0.27		-4.66	24.00	28.66
		Mid	-4.87	0.27		-3.86	24.00	27.86
		High	-5.39	0.27		-4.38	24.00	28.38
	7 005	Low	-4.50	0.27		-3.49	24.00	27.49
		Mid	-4.71	0.27		-3.70	24.00	27.70
		High	-4.86	0.27		-3.85	24.00	27.85
	7 085	Low	-4.10	0.27		-3.09	24.00	27.09
		Mid	-3.86	0.27		-2.85	24.00	26.85
		High	-3.85	0.27		-2.84	24.00	26.84
Measurement uncertainty			1.5 dB					

Test Mode	Frequency (MHz)	RU Index	Measured Output Power (dBm)	Duty cycle Factor (dB)	Antenna Gain (dBi)	Result Output Power (dBm)	Limit (dBm)	Margin (dB)
802.11ax _HE40 _242T	5 965	Low	-3.48	0.27	0.74	-2.47	24.00	26.47
		Mid	-	-		-	-	-
		High	-2.97	0.27		-1.96	24.00	25.96
	6 165	Low	-3.45	0.27		-2.44	24.00	26.44
		Mid	-	-		-	-	-
		High	-3.33	0.27		-2.32	24.00	26.32
	6 405	Low	-3.66	0.27		-2.65	24.00	26.65
		Mid	-	-		-	-	-
		High	-3.64	0.27		-2.63	24.00	26.63
	6 445	Low	-3.84	0.27		-2.83	24.00	26.83
		Mid	-	-		-	-	-
		High	-3.62	0.27		-2.61	24.00	26.61
	6 485	Low	-3.68	0.27		-2.67	24.00	26.67
		Mid	-	-		-	-	-
		High	-4.14	0.27		-3.13	24.00	27.13
	6 525	Low	-3.81	0.27		-2.80	24.00	26.80
		Mid	-	-		-	-	-
		High	-4.89	0.27		-3.88	24.00	27.88
	6 685	Low	-4.45	0.27		-3.44	24.00	27.44
		Mid	-	-		-	-	-
		High	-3.93	0.27		-2.92	24.00	26.92
	6 845	Low	-3.94	0.27		-2.93	24.00	26.93
		Mid	-	-		-	-	-
		High	-4.26	0.27		-3.25	24.00	27.25
	6 885	Low	-4.42	0.27		-3.41	24.00	27.41
		Mid	-	-		-	-	-
		High	-4.23	0.27		-3.22	24.00	27.22
	7 005	Low	-3.61	0.27		-2.60	24.00	26.60
		Mid	-	-		-	-	-
		High	-3.16	0.27		-2.15	24.00	26.15
	7 085	Low	-3.34	0.27		-2.33	24.00	26.33
		Mid	-	-		-	-	-
		High	-3.29	0.27		-2.28	24.00	26.28
Measurement uncertainty			1.5 dB					

Test Mode	Frequency (MHz)	RU Index	Measured Output Power (dBm)	Duty cycle Factor (dB)	Antenna Gain (dBi)	Result Output Power (dBm)	Limit (dBm)	Margin (dB)
802.11ax _HE80 _26T	5 985	Low	-6.42	0.24	0.74	-5.44	24.00	29.44
		Mid	-6.47	0.24		-5.49	24.00	29.49
		High	-5.85	0.24		-4.87	24.00	28.87
	6 145	Low	-6.17	0.24		-5.19	24.00	29.19
		Mid	-5.35	0.24		-4.37	24.00	28.37
		High	-5.80	0.24		-4.82	24.00	28.82
	6 385	Low	-6.75	0.24		-5.77	24.00	29.77
		Mid	-6.12	0.24		-5.14	24.00	29.14
		High	-6.70	0.24		-5.72	24.00	29.72
	6 465	Low	-6.85	0.24		-5.87	24.00	29.87
		Mid	-6.66	0.24		-5.68	24.00	29.68
		High	-6.50	0.24		-5.52	24.00	29.52
	6 545	Low	-7.31	0.24		-6.33	24.00	30.33
		Mid	-6.37	0.24		-5.39	24.00	29.39
		High	-6.41	0.24		-5.43	24.00	29.43
	6 705	Low	-7.24	0.24		-6.26	24.00	30.26
		Mid	-6.32	0.24		-5.34	24.00	29.34
		High	-6.59	0.24		-5.61	24.00	29.61
	6 865	Low	-6.65	0.24		-5.67	24.00	29.67
		Mid	-7.08	0.24		-6.10	24.00	30.10
		High	-7.41	0.24		-6.43	24.00	30.43
	6 945	Low	-5.96	0.24		-4.98	24.00	28.98
		Mid	-5.57	0.24		-4.59	24.00	28.59
		High	-5.53	0.24		-4.55	24.00	28.55
	7 025	Low	-5.41	0.24		-4.43	24.00	28.43
		Mid	-4.61	0.24		-3.63	24.00	27.63
		High	-5.18	0.24		-4.20	24.00	28.20
Measurement uncertainty			1.5 dB					

Test Mode	Frequency (MHz)	RU Index	Measured Output Power (dBm)	Duty cycle Factor (dB)	Antenna Gain (dBi)	Result Output Power (dBm)	Limit (dBm)	Margin (dB)
802.11ax _HE80 _52T	5 985	Low	-5.10	0.25	0.74	-4.11	24.00	28.11
		Mid	-4.44	0.25		-3.45	24.00	27.45
		High	-4.98	0.25		-3.99	24.00	27.99
	6 145	Low	-5.21	0.25		-4.22	24.00	28.22
		Mid	-5.14	0.25		-4.15	24.00	28.15
		High	-4.96	0.25		-3.97	24.00	27.97
	6 385	Low	-5.05	0.25		-4.06	24.00	28.06
		Mid	-5.20	0.25		-4.21	24.00	28.21
		High	-5.59	0.25		-4.60	24.00	28.60
	6 465	Low	-5.29	0.25		-4.30	24.00	28.30
		Mid	-5.33	0.25		-4.34	24.00	28.34
		High	-6.07	0.25		-5.08	24.00	29.08
	6 545	Low	-5.59	0.25		-4.60	24.00	28.60
		Mid	-5.06	0.25		-4.07	24.00	28.07
		High	-5.37	0.25		-4.38	24.00	28.38
	6 705	Low	-5.54	0.25		-4.55	24.00	28.55
		Mid	-5.42	0.25		-4.43	24.00	28.43
		High	-5.59	0.25		-4.60	24.00	28.60
	6 865	Low	-6.01	0.25		-5.02	24.00	29.02
		Mid	-5.52	0.25		-4.53	24.00	28.53
		High	-5.71	0.25		-4.72	24.00	28.72
	6 945	Low	-4.28	0.25		-3.29	24.00	27.29
		Mid	-4.36	0.25		-3.37	24.00	27.37
		High	-4.44	0.25		-3.45	24.00	27.45
	7 025	Low	-4.40	0.25		-3.41	24.00	27.41
		Mid	-4.37	0.25		-3.38	24.00	27.38
		High	-3.52	0.25		-2.53	24.00	26.53
Measurement uncertainty			1.5 dB					

Test Mode	Frequency (MHz)	RU Index	Measured Output Power (dBm)	Duty cycle Factor (dB)	Antenna Gain (dBi)	Result Output Power (dBm)	Limit (dBm)	Margin (dB)
802.11ax _HE80 _106T	5 985	Low	-3.89	0.27	0.74	-2.88	24.00	26.88
		Mid	-3.40	0.27		-2.39	24.00	26.39
		High	-3.59	0.27		-2.58	24.00	26.58
	6 145	Low	-4.27	0.27		-3.26	24.00	27.26
		Mid	-4.29	0.27		-3.28	24.00	27.28
		High	-3.55	0.27		-2.54	24.00	26.54
	6 385	Low	-4.20	0.27		-3.19	24.00	27.19
		Mid	-4.24	0.27		-3.23	24.00	27.23
		High	-4.35	0.27		-3.34	24.00	27.34
	6 465	Low	-4.41	0.27		-3.40	24.00	27.40
		Mid	-4.37	0.27		-3.36	24.00	27.36
		High	-4.73	0.27		-3.72	24.00	27.72
	6 545	Low	-4.51	0.27		-3.50	24.00	27.50
		Mid	-4.47	0.27		-3.46	24.00	27.46
		High	-4.42	0.27		-3.41	24.00	27.41
	6 705	Low	-4.33	0.27		-3.32	24.00	27.32
		Mid	-4.90	0.27		-3.89	24.00	27.89
		High	-4.49	0.27		-3.48	24.00	27.48
	6 865	Low	-4.93	0.27		-3.92	24.00	27.92
		Mid	-4.29	0.27		-3.28	24.00	27.28
		High	-4.10	0.27		-3.09	24.00	27.09
	6 945	Low	-3.75	0.27		-2.74	24.00	26.74
		Mid	-3.80	0.27		-2.79	24.00	26.79
		High	-2.98	0.27		-1.97	24.00	25.97
	7 025	Low	-3.41	0.27		-2.40	24.00	26.40
		Mid	-3.14	0.27		-2.13	24.00	26.13
		High	-2.27	0.27		-1.26	24.00	25.26
Measurement uncertainty			1.5 dB					

Test Mode	Frequency (MHz)	RU Index	Measured Output Power (dBm)	Duty cycle Factor (dB)	Antenna Gain (dBi)	Result Output Power (dBm)	Limit (dBm)	Margin (dB)
802.11ax _HE80 _242T	5 985	Low	-3.21	0.27	0.74	-2.20	24.00	26.20
		Mid	-3.21	0.27		-2.20	24.00	26.20
		High	-2.73	0.27		-1.72	24.00	25.72
	6 145	Low	-3.14	0.27		-2.13	24.00	26.13
		Mid	-2.81	0.27		-1.80	24.00	25.80
		High	-3.40	0.27		-2.39	24.00	26.39
	6 385	Low	-3.82	0.27		-2.81	24.00	26.81
		Mid	-3.73	0.27		-2.72	24.00	26.72
		High	-4.08	0.27		-3.07	24.00	27.07
	6 465	Low	-3.53	0.27		-2.52	24.00	26.52
		Mid	-3.47	0.27		-2.46	24.00	26.46
		High	-3.89	0.27		-2.88	24.00	26.88
	6 545	Low	-3.40	0.27		-2.39	24.00	26.39
		Mid	-3.31	0.27		-2.30	24.00	26.30
		High	-3.42	0.27		-2.41	24.00	26.41
	6 705	Low	-3.59	0.27		-2.58	24.00	26.58
		Mid	-4.32	0.27		-3.31	24.00	27.31
		High	-3.33	0.27		-2.32	24.00	26.32
	6 865	Low	-4.00	0.27		-2.99	24.00	26.99
		Mid	-4.48	0.27		-3.47	24.00	27.47
		High	-3.68	0.27		-2.67	24.00	26.67
	6 945	Low	-3.30	0.27		-2.29	24.00	26.29
		Mid	-3.87	0.27		-2.86	24.00	26.86
		High	-3.23	0.27		-2.22	24.00	26.22
	7 025	Low	-3.47	0.27		-2.46	24.00	26.46
		Mid	-3.84	0.27		-2.83	24.00	26.83
		High	-3.77	0.27		-2.76	24.00	26.76
Measurement uncertainty			1.5 dB					

Test Mode	Frequency (MHz)	RU Index	Measured Output Power (dBm)	Duty cycle Factor (dB)	Antenna Gain (dBi)	Result Output Power (dBm)	Limit (dBm)	Margin (dB)
802.11ax _HE80 _484T	5 985	Low	-3.69	0.31	0.74	-2.64	24.00	26.64
		Mid	-	-		-	-	-
		High	-3.90	0.31		-2.85	24.00	26.85
	6 145	Low	-3.75	0.31		-2.70	24.00	26.70
		Mid	-	-		-	-	-
		High	-3.21	0.31		-2.16	24.00	26.16
	6 385	Low	-4.00	0.31		-2.95	24.00	26.95
		Mid	-	-		-	-	-
		High	-4.10	0.31		-3.05	24.00	27.05
	6 465	Low	-4.08	0.31		-3.03	24.00	27.03
		Mid	-	-		-	-	-
		High	-4.84	0.31		-3.79	24.00	27.79
	6 545	Low	-3.72	0.31		-2.67	24.00	26.67
		Mid	-	-		-	-	-
		High	-3.62	0.31		-2.57	24.00	26.57
	6 705	Low	-4.32	0.31		-3.27	24.00	27.27
		Mid	-	-		-	-	-
		High	-4.81	0.31		-3.76	24.00	27.76
	6 865	Low	-4.69	0.31		-3.64	24.00	27.64
		Mid	-	-		-	-	-
		High	-4.48	0.31		-3.43	24.00	27.43
	6 945	Low	-3.02	0.31		-1.97	24.00	25.97
		Mid	-	-		-	-	-
		High	-2.73	0.31		-1.68	24.00	25.68
	7 025	Low	-3.07	0.31		-2.02	24.00	26.02
		Mid	-	-		-	-	-
		High	-2.41	0.31		-1.36	24.00	25.36
Measurement uncertainty			1.5 dB					

ANT1 + ANT2

Test Mode	Frequency (MHz)	Measured Output Power (dBm)	Duty cycle Factor (dB)	Antenna Gain (dBi)	Result Output Power (dBm)	Limit (dBm)	Margin (dB)
802.11ax _HE20 _SU	5 955	4.40	0.80	2.94	8.14	24.00	15.86
	6 175	2.30	0.80		6.04	24.00	17.96
	6 415	5.15	0.80		8.89	24.00	15.11
	6 435	4.95	0.80		8.69	24.00	15.31
	6 475	5.10	0.80		8.84	24.00	15.16
	6 515	4.98	0.80		8.72	24.00	15.28
	6 535	5.52	0.80		9.26	24.00	14.74
	6 695	4.23	0.80		7.97	24.00	16.03
	6 855	2.96	0.80		6.70	24.00	17.30
	6 875	4.86	0.80		8.60	24.00	15.40
	6 995	5.45	0.80		9.19	24.00	14.81
	7 095	4.45	0.80		8.19	24.00	15.81
	7 115	-9.84	0.80		-6.10	24.00	30.10
802.11ax _HE40 _SU	5 965	6.78	0.81		10.53	24.00	13.47
	6 165	4.53	0.81		8.28	24.00	15.72
	6 405	7.61	0.81		11.36	24.00	12.64
	6 445	7.19	0.81		10.94	24.00	13.06
	6 485	7.23	0.81		10.98	24.00	13.02
	6 525	7.32	0.81		11.07	24.00	12.93
	6 685	6.69	0.81		10.44	24.00	13.56
	6 845	6.53	0.81		10.28	24.00	13.72
	6 885	7.62	0.81		11.37	24.00	12.63
	7 005	7.94	0.81		11.69	24.00	12.31
	7 085	6.65	0.81		10.40	24.00	13.60
802.11ax _HE80 _SU	5 985	9.77	0.87		13.58	24.00	10.42
	6 145	7.63	0.87		11.44	24.00	12.56
	6 385	10.59	0.87		14.40	24.00	9.60
	6 465	10.28	0.87		14.09	24.00	9.91
	6 545	10.62	0.87		14.43	24.00	9.57
	6 705	9.98	0.87		13.79	24.00	10.21
	6 865	8.66	0.87		12.47	24.00	11.53
	6 945	10.47	0.87		14.28	24.00	9.72
	7 025	9.92	0.87		13.73	24.00	10.27
Measurement uncertainty		1.5 dB					

Test Mode	Frequency (MHz)	RU Index	Measured Output Power (dBm)	Duty cycle Factor (dB)	Antenna Gain (dBi)	Result Output Power (dBm)	Limit (dBm)	Margin (dB)
802.11ax _HE20 _26T	5 955	Low	-5.72	0.24	2.94	-2.54	24.00	26.54
		Mid	-4.87	0.24		-1.69	24.00	25.69
		High	-5.36	0.24		-2.18	24.00	26.18
	6 175	Low	-7.53	0.24		-4.35	24.00	28.35
		Mid	-6.52	0.24		-3.34	24.00	27.34
		High	-7.17	0.24		-3.99	24.00	27.99
	6 415	Low	-4.37	0.24		-1.19	24.00	25.19
		Mid	-3.45	0.24		-0.27	24.00	24.27
		High	-4.29	0.24		-1.11	24.00	25.11
	6 435	Low	-4.48	0.24		-1.30	24.00	25.30
		Mid	-3.68	0.24		-0.50	24.00	24.50
		High	-4.46	0.24		-1.28	24.00	25.28
	6 475	Low	-4.62	0.24		-1.44	24.00	25.44
		Mid	-3.59	0.24		-0.41	24.00	24.41
		High	-4.21	0.24		-1.03	24.00	25.03
	6 515	Low	-4.44	0.24		-1.26	24.00	25.26
		Mid	-3.38	0.24		-0.20	24.00	24.20
		High	-4.28	0.24		-1.10	24.00	25.10
	6 535	Low	-3.97	0.24		-0.79	24.00	24.79
		Mid	-3.02	0.24		0.16	24.00	23.84
		High	-3.69	0.24		-0.51	24.00	24.51
	6 695	Low	-5.76	0.24		-2.58	24.00	26.58
		Mid	-4.77	0.24		-1.59	24.00	25.59
		High	-5.38	0.24		-2.20	24.00	26.20
	6 855	Low	-6.75	0.24		-3.57	24.00	27.57
		Mid	-5.66	0.24		-2.48	24.00	26.48
		High	-6.45	0.24		-3.27	24.00	27.27
	6 875	Low	-6.74	0.24		-3.56	24.00	27.56
		Mid	-5.69	0.24		-2.51	24.00	26.51
		High	-6.50	0.24		-3.32	24.00	27.32
	6 995	Low	-5.56	0.24		-2.38	24.00	26.38
		Mid	-4.40	0.24		-1.22	24.00	25.22
		High	-5.01	0.24		-1.83	24.00	25.83
	7 095	Low	-6.08	0.24		-2.90	24.00	26.90
		Mid	-5.02	0.24		-1.84	24.00	25.84

		High	-5.79	0.24		-2.61	24.00	26.61
	7 115	Low	-10.03	0.24		-6.85	24.00	30.85
		Mid	-9.08	0.24		-5.90	24.00	29.90
		High	-9.71	0.24		-6.53	24.00	30.53
Measurement uncertainty			1.5 dB					

Test Mode	Frequency (MHz)	RU Index	Measured Output Power (dBm)	Duty cycle Factor (dB)	Antenna Gain (dBi)	Result Output Power (dBm)	Limit (dBm)	Margin (dB)
802.11ax _HE20 _52T	5 955	Low	-4.30	0.25	2.94	-1.11	24.00	25.11
		Mid	-3.52	0.25		-0.33	24.00	24.33
		High	-4.03	0.25		-0.84	24.00	24.84
	6 175	Low	-6.17	0.25		-2.98	24.00	26.98
		Mid	-5.38	0.25		-2.19	24.00	26.19
		High	-5.90	0.25		-2.71	24.00	26.71
	6 415	Low	-3.01	0.25		0.18	24.00	23.82
		Mid	-2.49	0.25		0.70	24.00	23.30
		High	-2.96	0.25		0.23	24.00	23.77
	6 435	Low	-3.15	0.25		0.04	24.00	23.96
		Mid	-2.53	0.25		0.66	24.00	23.34
		High	-2.87	0.25		0.32	24.00	23.68
	6 475	Low	-3.20	0.25		-0.01	24.00	24.01
		Mid	-2.68	0.25		0.51	24.00	23.49
		High	-2.92	0.25		0.27	24.00	23.73
	6 515	Low	-3.06	0.25		0.13	24.00	23.87
		Mid	-2.37	0.25		0.82	24.00	23.18
		High	-2.64	0.25		0.55	24.00	23.45
	6 535	Low	-2.49	0.25		0.70	24.00	23.30
		Mid	-1.92	0.25		1.27	24.00	22.73
		High	-2.28	0.25		0.91	24.00	23.09
	6 695	Low	-4.21	0.25		-1.02	24.00	25.02
		Mid	-3.75	0.25		-0.56	24.00	24.56
		High	-4.11	0.25		-0.92	24.00	24.92
	6 855	Low	-5.29	0.25		-2.10	24.00	26.10
		Mid	-4.65	0.25		-1.46	24.00	25.46
		High	-5.16	0.25		-1.97	24.00	25.97
	6 875	Low	-5.37	0.25		-2.18	24.00	26.18
		Mid	-4.67	0.25		-1.48	24.00	25.48
		High	-5.05	0.25		-1.86	24.00	25.86

	6 995	Low	-4.03	0.25		-0.84	24.00	24.84
		Mid	-3.10	0.25		0.09	24.00	23.91
		High	-3.72	0.25		-0.53	24.00	24.53
	7 095	Low	-4.91	0.25		-1.72	24.00	25.72
		Mid	-3.96	0.25		-0.77	24.00	24.77
		High	-4.49	0.25		-1.30	24.00	25.30
	7 115	Low	-9.07	0.25		-5.88	24.00	29.88
		Mid	-8.46	0.25		-5.27	24.00	29.27
		High	-8.79	0.25		-5.60	24.00	29.60
Measurement uncertainty			1.5 dB					

Test Mode	Frequency (MHz)	RU Index	Measured Output Power (dBm)	Duty cycle Factor (dB)	Antenna Gain (dBi)	Result Output Power (dBm)	Limit (dBm)	Margin (dB)
802.11ax _HE20 _106T	5 955	Low	-3.01	0.27	2.94	0.20	24.00	23.80
		Mid	-	-		-	-	-
		High	-2.68	0.27		0.53	24.00	23.47
	6 175	Low	-4.81	0.27		-1.60	24.00	25.60
		Mid	-	-		-	-	-
		High	-4.67	0.27		-1.46	24.00	25.46
	6 415	Low	-1.66	0.27		1.55	24.00	22.45
		Mid	-	-		-	-	-
		High	-1.72	0.27		1.49	24.00	22.51
	6 435	Low	-1.96	0.27		1.25	24.00	22.75
		Mid	-	-		-	-	-
		High	-1.72	0.27		1.49	24.00	22.51
	6 475	Low	-1.92	0.27		1.29	24.00	22.71
		Mid	-	-		-	-	-
		High	-1.80	0.27		1.41	24.00	22.59
	6 515	Low	-1.75	0.27		1.46	24.00	22.54
		Mid	-	-		-	-	-
		High	-1.66	0.27		1.55	24.00	22.45
	6 535	Low	-1.32	0.27		1.89	24.00	22.11
		Mid	-	-		-	-	-
		High	-1.06	0.27		2.15	24.00	21.85
	6 695	Low	-2.97	0.27		0.24	24.00	23.76
		Mid	-	-		-	-	-
		High	-2.74	0.27		0.47	24.00	23.53
	6 855	Low	-4.00	0.27		-0.79	24.00	24.79

		Mid	-	-		-	-	-
		High	-3.97	0.27		-0.76	24.00	24.76
	6 875	Low	-3.94	0.27		-0.73	24.00	24.73
		Mid	-	-		-	-	-
		High	-3.83	0.27		-0.62	24.00	24.62
	6 995	Low	-2.71	0.27		0.50	24.00	23.50
		Mid	-	-		-	-	-
		High	-2.40	0.27		0.81	24.00	23.19
	7 095	Low	-3.40	0.27		-0.19	24.00	24.19
		Mid	-	-		-	-	-
		High	-3.22	0.27		-0.01	24.00	24.01
	7 115	Low	-8.94	0.27		-5.73	24.00	29.73
		Mid	-	-		-	-	-
		High	-8.67	0.27		-5.46	24.00	29.46
Measurement uncertainty			1.5 dB					

Test Mode	Frequency (MHz)	RU Index	Measured Output Power (dBm)	Duty cycle Factor (dB)	Antenna Gain (dBi)	Result Output Power (dBm)	Limit (dBm)	Margin (dB)
802.11ax _HE40 _26T	5 965	Low	-4.70	0.24	2.94	-1.52	24.00	25.52
		Mid	-3.97	0.24		-0.79	24.00	24.79
		High	-3.97	0.24		-0.79	24.00	24.79
	6 165	Low	-3.84	0.24		-0.66	24.00	24.66
		Mid	-3.48	0.24		-0.30	24.00	24.30
		High	-3.62	0.24		-0.44	24.00	24.44
	6 405	Low	-4.34	0.24		-1.16	24.00	25.16
		Mid	-4.25	0.24		-1.07	24.00	25.07
		High	-4.15	0.24		-0.97	24.00	24.97
	6 445	Low	-4.39	0.24		-1.21	24.00	25.21
		Mid	-4.09	0.24		-0.91	24.00	24.91
		High	-4.11	0.24		-0.93	24.00	24.93
	6 485	Low	-4.06	0.24		-0.88	24.00	24.88
		Mid	-3.95	0.24		-0.77	24.00	24.77
		High	-4.40	0.24		-1.22	24.00	25.22
	6 525	Low	-4.36	0.24		-1.18	24.00	25.18
		Mid	-4.06	0.24		-0.88	24.00	24.88
		High	-4.32	0.24		-1.14	24.00	25.14
	6 685	Low	-3.89	0.24		-0.71	24.00	24.71
		Mid	-4.29	0.24		-1.11	24.00	25.11
		High	-4.11	0.24		-0.93	24.00	24.93
	6 845	Low	-4.28	0.24		-1.10	24.00	25.10
		Mid	-3.82	0.24		-0.64	24.00	24.64
		High	-4.01	0.24		-0.83	24.00	24.83
	6 885	Low	-4.31	0.24		-1.13	24.00	25.13
		Mid	-4.05	0.24		-0.87	24.00	24.87
		High	-4.13	0.24		-0.95	24.00	24.95
	7 005	Low	-4.15	0.24		-0.97	24.00	24.97
		Mid	-3.44	0.24		-0.26	24.00	24.26
		High	-3.64	0.24		-0.46	24.00	24.46
	7 085	Low	-4.19	0.24		-1.01	24.00	25.01
		Mid	-3.30	0.24		-0.12	24.00	24.12
		High	-3.67	0.24		-0.49	24.00	24.49
Measurement uncertainty			1.5 dB					

Test Mode	Frequency (MHz)	RU Index	Measured Output Power (dBm)	Duty cycle Factor (dB)	Antenna Gain (dBi)	Result Output Power (dBm)	Limit (dBm)	Margin (dB)
802.11ax _HE40 _52T	5 965	Low	-3.35	0.25	2.94	-0.16	24.00	24.16
		Mid	-2.65	0.25		0.54	24.00	23.46
		High	-2.91	0.25		0.28	24.00	23.72
	6 165	Low	-2.63	0.25		0.56	24.00	23.44
		Mid	-2.82	0.25		0.37	24.00	23.63
		High	-2.61	0.25		0.58	24.00	23.42
	6 405	Low	-3.58	0.25		-0.39	24.00	24.39
		Mid	-2.81	0.25		0.38	24.00	23.62
		High	-2.96	0.25		0.23	24.00	23.77
	6 445	Low	-3.63	0.25		-0.44	24.00	24.44
		Mid	-3.08	0.25		0.11	24.00	23.89
		High	-3.33	0.25		-0.14	24.00	24.14
	6 485	Low	-3.64	0.25		-0.45	24.00	24.45
		Mid	-3.33	0.25		-0.14	24.00	24.14
		High	-3.07	0.25		0.12	24.00	23.88
	6 525	Low	-3.42	0.25		-0.23	24.00	24.23
		Mid	-2.88	0.25		0.31	24.00	23.69
		High	-3.26	0.25		-0.07	24.00	24.07
	6 685	Low	-3.23	0.25		-0.04	24.00	24.04
		Mid	-2.98	0.25		0.21	24.00	23.79
		High	-3.66	0.25		-0.47	24.00	24.47
	6 845	Low	-3.42	0.25		-0.23	24.00	24.23
		Mid	-2.84	0.25		0.35	24.00	23.65
		High	-3.05	0.25		0.14	24.00	23.86
	6 885	Low	-3.59	0.25		-0.40	24.00	24.40
		Mid	-3.26	0.25		-0.07	24.00	24.07
		High	-3.13	0.25		0.06	24.00	23.94
	7 005	Low	-2.88	0.25		0.31	24.00	23.69
		Mid	-2.46	0.25		0.73	24.00	23.27
		High	-2.54	0.25		0.65	24.00	23.35
	7 085	Low	-2.87	0.25		0.32	24.00	23.68
		Mid	-2.63	0.25		0.56	24.00	23.44
		High	-2.85	0.25		0.34	24.00	23.66
Measurement uncertainty			1.5 dB					

Test Mode	Frequency (MHz)	RU Index	Measured Output Power (dBm)	Duty cycle Factor (dB)	Antenna Gain (dBi)	Result Output Power (dBm)	Limit (dBm)	Margin (dB)
802.11ax _HE40 _106T	5 965	Low	-1.84	0.27	2.94	1.37	24.00	22.63
		Mid	-1.87	0.27		1.34	24.00	22.66
		High	-2.02	0.27		1.19	24.00	22.81
	6 165	Low	-1.82	0.27		1.39	24.00	22.61
		Mid	-1.39	0.27		1.82	24.00	22.18
		High	-1.68	0.27		1.53	24.00	22.47
	6 405	Low	-2.30	0.27		0.91	24.00	23.09
		Mid	-2.19	0.27		1.02	24.00	22.98
		High	-2.08	0.27		1.13	24.00	22.87
	6 445	Low	-2.20	0.27		1.01	24.00	22.99
		Mid	-2.02	0.27		1.19	24.00	22.81
		High	-2.39	0.27		0.82	24.00	23.18
	6 485	Low	-2.71	0.27		0.50	24.00	23.50
		Mid	-1.77	0.27		1.44	24.00	22.56
		High	-1.90	0.27		1.31	24.00	22.69
	6 525	Low	-2.18	0.27		1.03	24.00	22.97
		Mid	-1.69	0.27		1.52	24.00	22.48
		High	-2.18	0.27		1.03	24.00	22.97
	6 685	Low	-2.98	0.27		0.23	24.00	23.77
		Mid	-2.13	0.27		1.08	24.00	22.92
		High	-2.27	0.27		0.94	24.00	23.06
	6 845	Low	-2.22	0.27		0.99	24.00	23.01
		Mid	-1.70	0.27		1.51	24.00	22.49
		High	-2.05	0.27		1.16	24.00	22.84
	6 885	Low	-2.16	0.27		1.05	24.00	22.95
		Mid	-1.87	0.27		1.34	24.00	22.66
		High	-2.20	0.27		1.01	24.00	22.99
	7 005	Low	-1.67	0.27		1.54	24.00	22.46
		Mid	-1.92	0.27		1.29	24.00	22.71
		High	-2.09	0.27		1.12	24.00	22.88
	7 085	Low	-1.58	0.27		1.63	24.00	22.37
		Mid	-1.33	0.27		1.88	24.00	22.12
		High	-1.63	0.27		1.58	24.00	22.42
Measurement uncertainty			1.5 dB					

Test Mode	Frequency (MHz)	RU Index	Measured Output Power (dBm)	Duty cycle Factor (dB)	Antenna Gain (dBi)	Result Output Power (dBm)	Limit (dBm)	Margin (dB)
802.11ax _HE40 _242T	5 965	Low	-0.90	0.27	2.94	2.31	24.00	21.69
		Mid	-	-		-	-	-
		High	-0.60	0.27		2.61	24.00	21.39
	6 165	Low	-0.73	0.27		2.48	24.00	21.52
		Mid	-	-		-	-	-
		High	-0.58	0.27		2.63	24.00	21.37
	6 405	Low	-0.96	0.27		2.25	24.00	21.75
		Mid	-	-		-	-	-
		High	-0.66	0.27		2.55	24.00	21.45
	6 445	Low	-0.97	0.27		2.24	24.00	21.76
		Mid	-	-		-	-	-
		High	-0.79	0.27		2.42	24.00	21.58
	6 485	Low	-0.73	0.27		2.48	24.00	21.52
		Mid	-	-		-	-	-
		High	-0.90	0.27		2.31	24.00	21.69
	6 525	Low	-1.07	0.27		2.14	24.00	21.86
		Mid	-	-		-	-	-
		High	-1.31	0.27		1.90	24.00	22.10
	6 685	Low	-1.21	0.27		2.00	24.00	22.00
		Mid	-	-		-	-	-
		High	-1.18	0.27		2.03	24.00	21.97
	6 845	Low	-0.93	0.27		2.28	24.00	21.72
		Mid	-	-		-	-	-
		High	-1.17	0.27		2.04	24.00	21.96
	6 885	Low	-1.24	0.27		1.97	24.00	22.03
		Mid	-	-		-	-	-
		High	-1.34	0.27		1.87	24.00	22.13
	7 005	Low	-0.91	0.27		2.30	24.00	21.70
		Mid	-	-		-	-	-
		High	-0.59	0.27		2.62	24.00	21.38
	7 085	Low	-0.56	0.27		2.65	24.00	21.35
		Mid	-	-		-	-	-
		High	-0.51	0.27		2.70	24.00	21.30
Measurement uncertainty			1.5 dB					

Test Mode	Frequency (MHz)	RU Index	Measured Output Power (dBm)	Duty cycle Factor (dB)	Antenna Gain (dBi)	Result Output Power (dBm)	Limit (dBm)	Margin (dB)
802.11ax _HE80 _26T	5 985	Low	-3.51	0.24	2.94	-0.33	24.00	24.33
		Mid	-3.67	0.24		-0.49	24.00	24.49
		High	-3.10	0.24		0.08	24.00	23.92
	6 145	Low	-3.46	0.24		-0.28	24.00	24.28
		Mid	-2.89	0.24		0.29	24.00	23.71
		High	-2.98	0.24		0.20	24.00	23.80
	6 385	Low	-3.47	0.24		-0.29	24.00	24.29
		Mid	-3.22	0.24		-0.04	24.00	24.04
		High	-3.80	0.24		-0.62	24.00	24.62
	6 465	Low	-3.61	0.24		-0.43	24.00	24.43
		Mid	-3.42	0.24		-0.24	24.00	24.24
		High	-3.41	0.24		-0.23	24.00	24.23
	6 545	Low	-3.60	0.24		-0.42	24.00	24.42
		Mid	-3.37	0.24		-0.19	24.00	24.19
		High	-3.27	0.24		-0.09	24.00	24.09
	6 705	Low	-3.91	0.24		-0.73	24.00	24.73
		Mid	-3.62	0.24		-0.44	24.00	24.44
		High	-3.73	0.24		-0.55	24.00	24.55
	6 865	Low	-3.77	0.24		-0.59	24.00	24.59
		Mid	-3.85	0.24		-0.67	24.00	24.67
		High	-4.00	0.24		-0.82	24.00	24.82
	6 945	Low	-2.73	0.24		0.45	24.00	23.55
		Mid	-2.59	0.24		0.59	24.00	23.41
		High	-2.53	0.24		0.65	24.00	23.35
	7 025	Low	-2.39	0.24		0.79	24.00	23.21
		Mid	-2.06	0.24		1.12	24.00	22.88
		High	-2.51	0.24		0.67	24.00	23.33
Measurement uncertainty			1.5 dB					

Test Mode	Frequency (MHz)	RU Index	Measured Output Power (dBm)	Duty cycle Factor (dB)	Antenna Gain (dBi)	Result Output Power (dBm)	Limit (dBm)	Margin (dB)
802.11ax _HE80 _52T	5 985	Low	-2.52	0.25	2.94	0.67	24.00	23.33
		Mid	-1.77	0.25		1.42	24.00	22.58
		High	-2.38	0.25		0.81	24.00	23.19
	6 145	Low	-2.45	0.25		0.74	24.00	23.26
		Mid	-2.33	0.25		0.86	24.00	23.14
		High	-2.18	0.25		1.01	24.00	22.99
	6 385	Low	-2.14	0.25		1.05	24.00	22.95
		Mid	-2.51	0.25		0.68	24.00	23.32
		High	-2.76	0.25		0.43	24.00	23.57
	6 465	Low	-2.50	0.25		0.69	24.00	23.31
		Mid	-2.22	0.25		0.97	24.00	23.03
		High	-2.68	0.25		0.51	24.00	23.49
	6 545	Low	-2.58	0.25		0.61	24.00	23.39
		Mid	-1.98	0.25		1.21	24.00	22.79
		High	-2.24	0.25		0.95	24.00	23.05
	6 705	Low	-2.51	0.25		0.68	24.00	23.32
		Mid	-2.30	0.25		0.89	24.00	23.11
		High	-2.70	0.25		0.49	24.00	23.51
	6 865	Low	-2.62	0.25		0.57	24.00	23.43
		Mid	-2.27	0.25		0.92	24.00	23.08
		High	-2.54	0.25		0.65	24.00	23.35
	6 945	Low	-1.62	0.25		1.57	24.00	22.43
		Mid	-1.15	0.25		2.04	24.00	21.96
		High	-1.19	0.25		2.00	24.00	22.00
	7 025	Low	-1.37	0.25		1.82	24.00	22.18
		Mid	-1.57	0.25		1.62	24.00	22.38
		High	-0.90	0.25		2.29	24.00	21.71
Measurement uncertainty			1.5 dB					

Test Mode	Frequency (MHz)	RU Index	Measured Output Power (dBm)	Duty cycle Factor (dB)	Antenna Gain (dBi)	Result Output Power (dBm)	Limit (dBm)	Margin (dB)
802.11ax _HE80 _106T	5 985	Low	-1.48	0.27	2.94	1.73	24.00	22.27
		Mid	-0.93	0.27		2.28	24.00	21.72
		High	-1.20	0.27		2.01	24.00	21.99
	6 145	Low	-1.47	0.27		1.74	24.00	22.26
		Mid	-1.47	0.27		1.74	24.00	22.26
		High	-0.78	0.27		2.43	24.00	21.57
	6 385	Low	-1.27	0.27		1.94	24.00	22.06
		Mid	-1.50	0.27		1.71	24.00	22.29
		High	-1.26	0.27		1.95	24.00	22.05
	6 465	Low	-1.38	0.27		1.83	24.00	22.17
		Mid	-1.34	0.27		1.87	24.00	22.13
		High	-1.68	0.27		1.53	24.00	22.47
	6 545	Low	-1.52	0.27		1.69	24.00	22.31
		Mid	-1.19	0.27		2.02	24.00	21.98
		High	-1.30	0.27		1.91	24.00	22.09
	6 705	Low	-1.51	0.27		1.70	24.00	22.30
		Mid	-1.70	0.27		1.51	24.00	22.49
		High	-1.42	0.27		1.79	24.00	22.21
	6 865	Low	-1.70	0.27		1.51	24.00	22.49
		Mid	-1.15	0.27		2.06	24.00	21.94
		High	-0.99	0.27		2.22	24.00	21.78
	6 945	Low	-0.91	0.27		2.30	24.00	21.70
		Mid	-0.72	0.27		2.49	24.00	21.51
		High	0.00	0.27		3.21	24.00	20.79
	7 025	Low	-0.29	0.27		2.92	24.00	21.08
		Mid	-0.15	0.27		3.06	24.00	20.94
		High	0.10	0.27		3.31	24.00	20.69
Measurement uncertainty			1.5 dB					

Test Mode	Frequency (MHz)	RU Index	Measured Output Power (dBm)	Duty cycle Factor (dB)	Antenna Gain (dBi)	Result Output Power (dBm)	Limit (dBm)	Margin (dB)
802.11ax _HE80 _242T	5 985	Low	-0.29	0.27	2.94	2.92	24.00	21.08
		Mid	-0.57	0.27		2.64	24.00	21.36
		High	0.03	0.27		3.24	24.00	20.76
	6 145	Low	-0.69	0.27		2.52	24.00	21.48
		Mid	-0.44	0.27		2.77	24.00	21.23
		High	-0.38	0.27		2.83	24.00	21.17
	6 385	Low	-0.52	0.27		2.69	24.00	21.31
		Mid	-0.49	0.27		2.72	24.00	21.28
		High	-0.99	0.27		2.22	24.00	21.78
	6 465	Low	-0.44	0.27		2.77	24.00	21.23
		Mid	-0.53	0.27		2.68	24.00	21.32
		High	-0.89	0.27		2.32	24.00	21.68
	6 545	Low	-0.20	0.27		3.01	24.00	20.99
		Mid	-0.21	0.27		3.00	24.00	21.00
		High	-0.21	0.27		3.00	24.00	21.00
	6 705	Low	-0.69	0.27		2.52	24.00	21.48
		Mid	-0.59	0.27		2.62	24.00	21.38
		High	-0.48	0.27		2.73	24.00	21.27
	6 865	Low	-1.11	0.27		2.10	24.00	21.90
		Mid	-0.99	0.27		2.22	24.00	21.78
		High	-0.87	0.27		2.34	24.00	21.66
	6 945	Low	-0.34	0.27		2.87	24.00	21.13
		Mid	-0.83	0.27		2.38	24.00	21.62
		High	-0.09	0.27		3.12	24.00	20.88
	7 025	Low	-0.14	0.27		3.07	24.00	20.93
		Mid	-0.26	0.27		2.95	24.00	21.05
		High	-0.62	0.27		2.59	24.00	21.41
Measurement uncertainty			1.5 dB					

Test Mode	Frequency (MHz)	RU Index	Measured Output Power (dBm)	Duty cycle Factor (dB)	Antenna Gain (dBi)	Result Output Power (dBm)	Limit (dBm)	Margin (dB)
802.11ax _HE80 _484T	5 985	Low	-0.88	0.31	2.94	2.37	24.00	21.63
		Mid	-	-		-	-	-
		High	-0.98	0.31		2.27	24.00	21.73
	6 145	Low	-1.07	0.31		2.18	24.00	21.82
		Mid	-	-		-	-	-
		High	-0.49	0.31		2.76	24.00	21.24
	6 385	Low	-0.93	0.31		2.32	24.00	21.68
		Mid	-	-		-	-	-
		High	-1.01	0.31		2.24	24.00	21.76
	6 465	Low	-1.32	0.31		1.93	24.00	22.07
		Mid	-	-		-	-	-
		High	-1.67	0.31		1.58	24.00	22.42
	6 545	Low	-0.77	0.31		2.48	24.00	21.52
		Mid	-	-		-	-	-
		High	-0.99	0.31		2.26	24.00	21.74
	6 705	Low	-1.30	0.31		1.95	24.00	22.05
		Mid	-	-		-	-	-
		High	-1.79	0.31		1.46	24.00	22.54
	6 865	Low	-1.37	0.31		1.88	24.00	22.12
		Mid	-	-		-	-	-
		High	-1.42	0.31		1.83	24.00	22.17
	6 945	Low	-0.13	0.31		3.12	24.00	20.88
		Mid	-	-		-	-	-
		High	0.18	0.31		3.43	24.00	20.57
	7 025	Low	0.02	0.31		3.27	24.00	20.73
		Mid	-	-		-	-	-
		High	0.32	0.31		3.57	24.00	20.43
Measurement uncertainty			1.5 dB					

See next pages for actual measured spectrum plots.

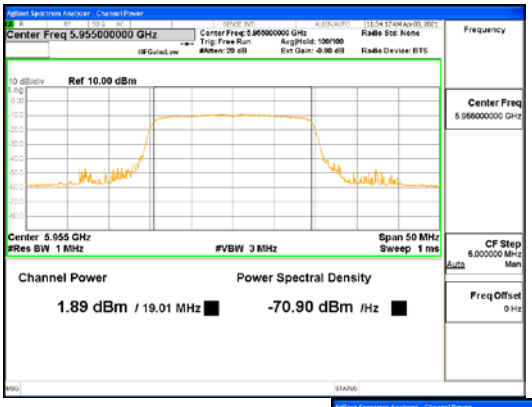

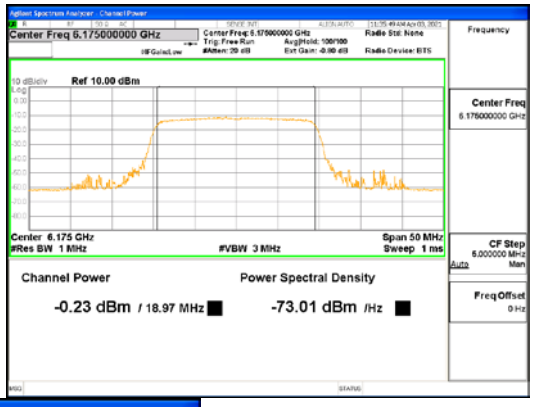

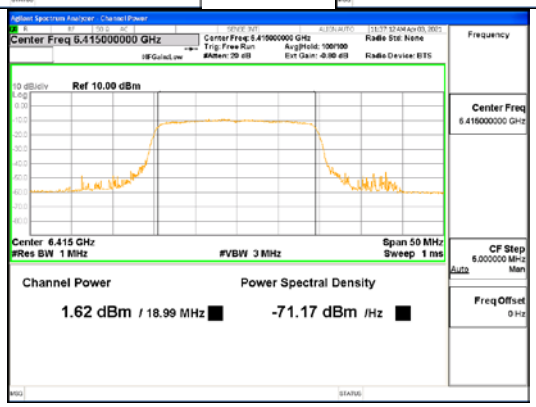

ANT1_802.11ax_HE20_SU_UNII 5

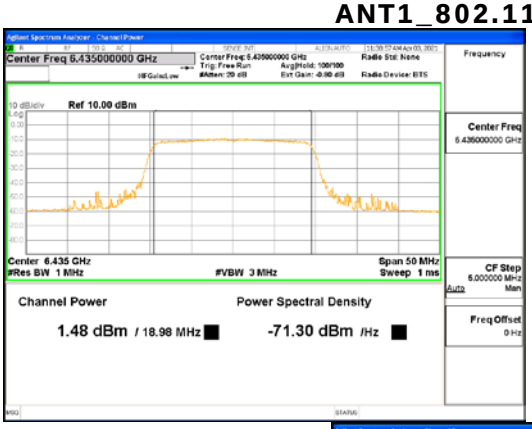

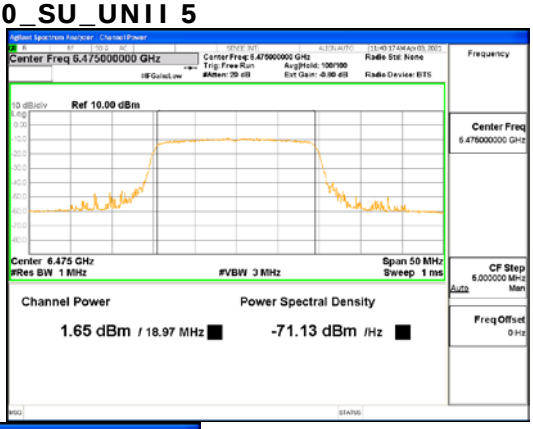

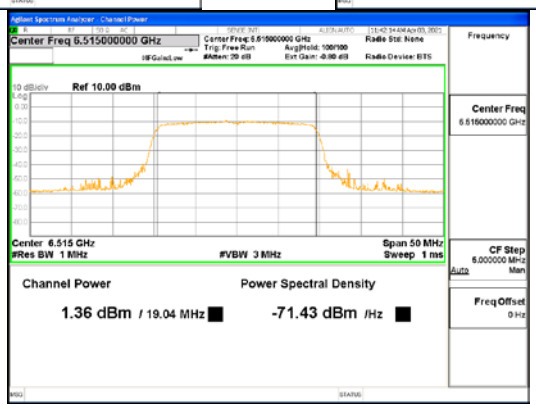

ANT1_802.11ax_HE20_SU_UNII 6

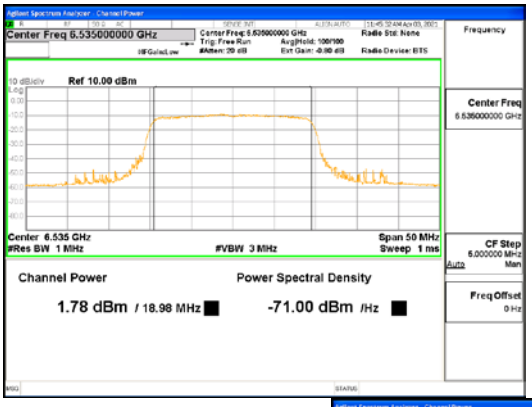

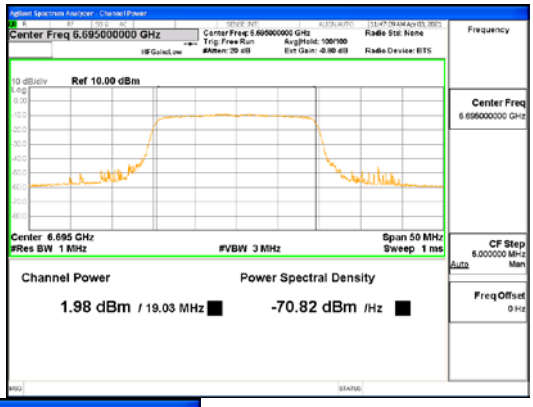

ANT1_802.11ax_HE20_SU_UNII 7

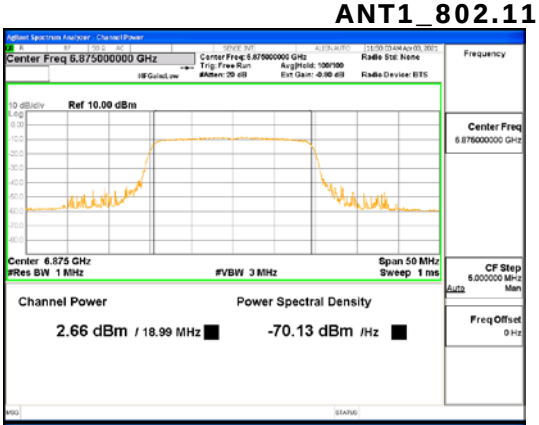

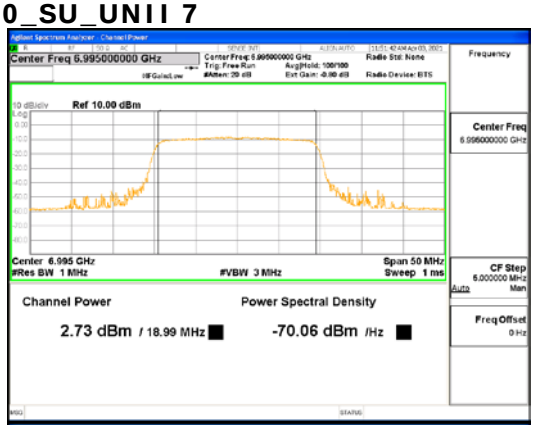

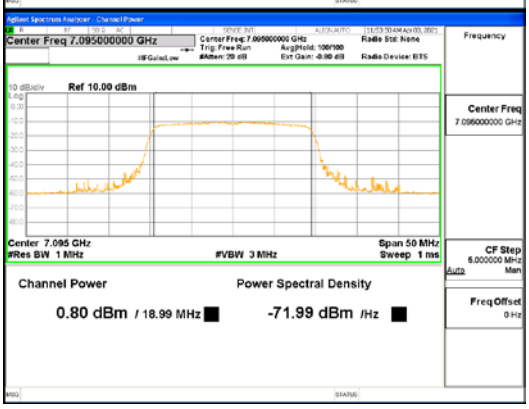

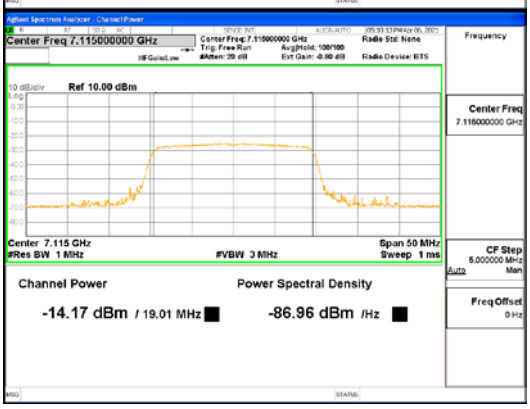

ANT1_802.11ax_HE20_SU_UNII 8

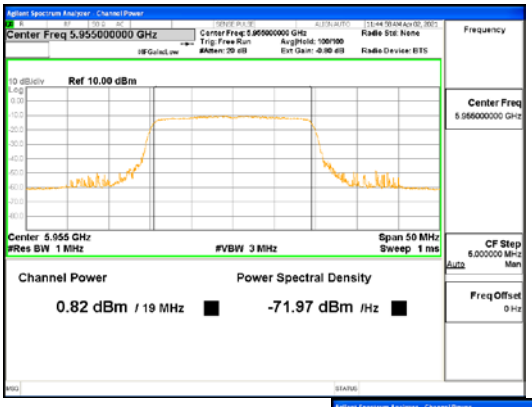

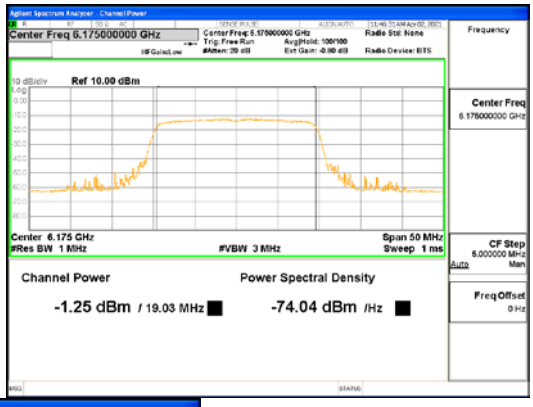

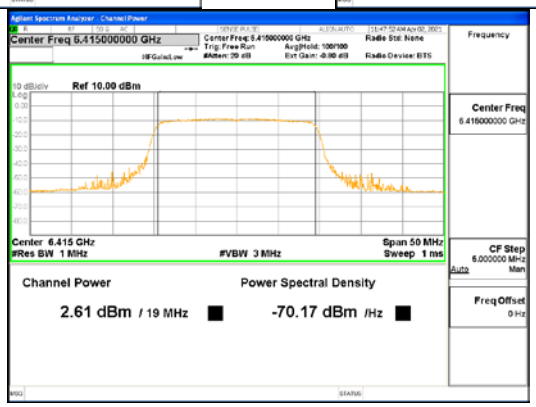

ANT2_802.11ax_HE20_SU_UNII 5

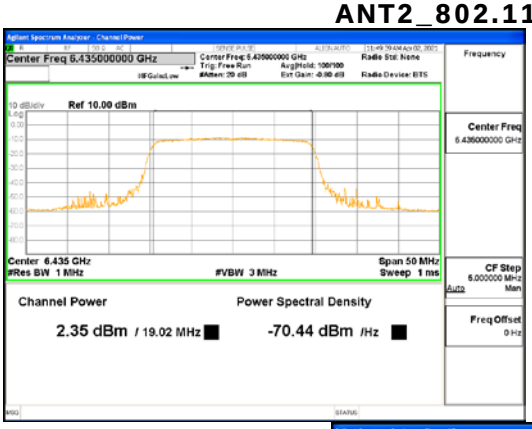

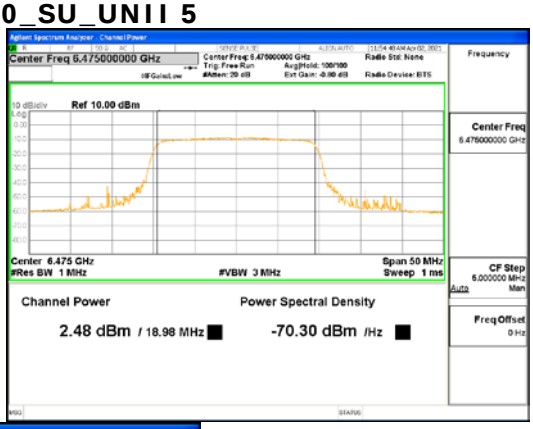

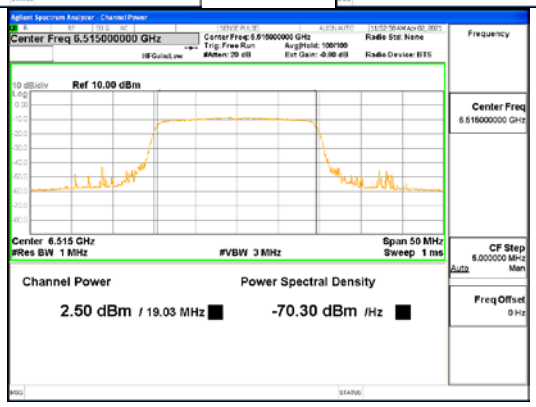

ANT2_802.11ax_HE20_SU_UNII 6