Test Mode	Frequency (MHz)	RU Index	Measured Power Density (dBm)	Duty cycle Factor (dB)	Antenna Gain (dBi)	Result Power Density (dBm)	Limit (dBm)	Margin (dB)
802.11ax _HE80 _26T	5 985	Low	-8.67	0.21	1.27	-7.19	-1.00	6.19
		Mid	-8.16	0.21		-6.68	-1.00	5.68
		High	-7.95	0.21		-6.47	-1.00	5.47
	6 145	Low	-8.29	0.21		-6.81	-1.00	5.81
		Mid	-8.52	0.21		-7.04	-1.00	6.04
		High	-8.36	0.21		-6.88	-1.00	5.88
	6 385	Low	-8.68	0.21		-7.20	-1.00	6.20
		Mid	-8.82	0.21		-7.34	-1.00	6.34
		High	-9.21	0.21		-7.73	-1.00	6.73
	6 465	Low	-9.19	0.21		-7.71	-1.00	6.71
		Mid	-8.71	0.21		-7.23	-1.00	6.23
		High	-8.58	0.21		-7.10	-1.00	6.10
	6 545	Low	-8.54	0.21		-7.06	-1.00	6.06
		Mid	-8.64	0.21		-7.16	-1.00	6.16
		High	-8.43	0.21		-6.95	-1.00	5.95
	6 705	Low	-7.28	0.21		-5.80	-1.00	4.80
		Mid	-7.94	0.21		-6.46	-1.00	5.46
		High	-7.17	0.21		-5.69	-1.00	4.69
	6 865	Low	-8.53	0.21		-7.05	-1.00	6.05
		Mid	-8.76	0.21		-7.28	-1.00	6.28
		High	-9.17	0.21		-7.69	-1.00	6.69
	6 945	Low	-7.85	0.21		-6.37	-1.00	5.37
		Mid	-9.27	0.21		-7.79	-1.00	6.79
		High	-8.20	0.21		-6.72	-1.00	5.72
	7 025	Low	-8.32	0.21		-6.84	-1.00	5.84
		Mid	-8.39	0.21		-6.91	-1.00	5.91
		High	-8.06	0.21		-6.58	-1.00	5.58
Measurement uncertainty			± 1.5 dB					

Test Mode	Frequency (MHz)	RU Index	Measured Power Density (dBm)	Duty cycle Factor (dB)	Antenna Gain (dBi)	Result Power Density (dBm)	Limit (dBm)	Margin (dB)
802.11ax _HE80 _52T	5 985	Low	-9.30	0.22	1.27	-7.81	-1.00	6.81
		Mid	-9.32	0.22		-7.83	-1.00	6.83
		High	-9.05	0.22		-7.56	-1.00	6.56
	6 145	Low	-9.76	0.22		-8.27	-1.00	7.27
		Mid	-9.19	0.22		-7.70	-1.00	6.70
		High	-9.18	0.22		-7.69	-1.00	6.69
	6 385	Low	-10.52	0.22		-9.03	-1.00	8.03
		Mid	-10.39	0.22		-8.90	-1.00	7.90
		High	-10.15	0.22		-8.66	-1.00	7.66
	6 465	Low	-9.86	0.22		-8.37	-1.00	7.37
		Mid	-9.61	0.22		-8.12	-1.00	7.12
		High	-9.63	0.22		-8.14	-1.00	7.14
	6 545	Low	-9.27	0.22		-7.78	-1.00	6.78
		Mid	-9.31	0.22		-7.82	-1.00	6.82
		High	-9.76	0.22		-8.27	-1.00	7.27
	6 705	Low	-8.78	0.22		-7.29	-1.00	6.29
		Mid	-8.91	0.22		-7.42	-1.00	6.42
		High	-8.72	0.22		-7.23	-1.00	6.23
	6 865	Low	-9.74	0.22		-8.25	-1.00	7.25
		Mid	-9.94	0.22		-8.45	-1.00	7.45
		High	-9.78	0.22		-8.29	-1.00	7.29
	6 945	Low	-9.47	0.22		-7.98	-1.00	6.98
		Mid	-9.07	0.22		-7.58	-1.00	6.58
		High	-10.21	0.22		-8.72	-1.00	7.72
	7 025	Low	-9.69	0.22		-8.20	-1.00	7.20
		Mid	-9.98	0.22		-8.49	-1.00	7.49
		High	-9.71	0.22		-8.22	-1.00	7.22
Measurement uncertainty			± 1.5 dB					

Test Mode	Frequency (MHz)	RU Index	Measured Power Density (dBm)	Duty cycle Factor (dB)	Antenna Gain (dBi)	Result Power Density (dBm)	Limit (dBm)	Margin (dB)
802.11ax _HE80 _106T	5 985	Low	-10.51	0.23	1.27	-9.01	-1.00	8.01
		Mid	-10.65	0.23		-9.15	-1.00	8.15
		High	-10.51	0.23		-9.01	-1.00	8.01
	6 145	Low	-10.68	0.23		-9.18	-1.00	8.18
		Mid	-10.69	0.23		-9.19	-1.00	8.19
		High	-11.29	0.23		-9.79	-1.00	8.79
	6 385	Low	-11.46	0.23		-9.96	-1.00	8.96
		Mid	-11.25	0.23		-9.75	-1.00	8.75
		High	-11.51	0.23		-10.01	-1.00	9.01
	6 465	Low	-10.08	0.23		-8.58	-1.00	7.58
		Mid	-9.88	0.23		-8.38	-1.00	7.38
		High	-10.07	0.23		-8.57	-1.00	7.57
	6 545	Low	-9.89	0.23		-8.39	-1.00	7.39
		Mid	-10.26	0.23		-8.76	-1.00	7.76
		High	-10.19	0.23		-8.69	-1.00	7.69
	6 705	Low	-9.63	0.23		-8.13	-1.00	7.13
		Mid	-9.93	0.23		-8.43	-1.00	7.43
		High	-9.55	0.23		-8.05	-1.00	7.05
	6 865	Low	-10.23	0.23		-8.73	-1.00	7.73
		Mid	-10.49	0.23		-8.99	-1.00	7.99
		High	-10.25	0.23		-8.75	-1.00	7.75
	6 945	Low	-10.15	0.23		-8.65	-1.00	7.65
		Mid	-10.11	0.23		-8.61	-1.00	7.61
		High	-10.36	0.23		-8.86	-1.00	7.86
	7 025	Low	-10.07	0.23		-8.57	-1.00	7.57
		Mid	-10.45	0.23		-8.95	-1.00	7.95
		High	-10.14	0.23		-8.64	-1.00	7.64
Measurement uncertainty			± 1.5 dB					

Test Mode	Frequency (MHz)	RU Index	Measured Power Density (dBm)	Duty cycle Factor (dB)	Antenna Gain (dBi)	Result Power Density (dBm)	Limit (dBm)	Margin (dB)
802.11ax _HE80 _242T	5 985	Low	-10.08	0.27	1.27	-8.54	-1.00	7.54
		Mid	-10.41	0.27		-8.87	-1.00	7.87
		High	-10.23	0.27		-8.69	-1.00	7.69
	6 145	Low	-10.52	0.27		-8.98	-1.00	7.98
		Mid	-10.52	0.27		-8.98	-1.00	7.98
		High	-10.45	0.27		-8.91	-1.00	7.91
	6 385	Low	-11.20	0.27		-9.66	-1.00	8.66
		Mid	-11.22	0.27		-9.68	-1.00	8.68
		High	-10.97	0.27		-9.43	-1.00	8.43
	6 465	Low	-10.89	0.27		-9.35	-1.00	8.35
		Mid	-10.60	0.27		-9.06	-1.00	8.06
		High	-10.59	0.27		-9.05	-1.00	8.05
	6 545	Low	-10.22	0.27		-8.68	-1.00	7.68
		Mid	-9.80	0.27		-8.26	-1.00	7.26
		High	-10.13	0.27		-8.59	-1.00	7.59
	6 705	Low	-9.72	0.27		-8.18	-1.00	7.18
		Mid	-9.78	0.27		-8.24	-1.00	7.24
		High	-9.62	0.27		-8.08	-1.00	7.08
	6 865	Low	-10.24	0.27		-8.70	-1.00	7.70
		Mid	-10.56	0.27		-9.02	-1.00	8.02
		High	-10.49	0.27		-8.95	-1.00	7.95
	6 945	Low	-10.42	0.27		-8.88	-1.00	7.88
		Mid	-10.67	0.27		-9.13	-1.00	8.13
		High	-10.70	0.27		-9.16	-1.00	8.16
	7 025	Low	-10.77	0.27		-9.23	-1.00	8.23
		Mid	-11.04	0.27		-9.50	-1.00	8.50
		High	-10.78	0.27		-9.24	-1.00	8.24
Measurement uncertainty			± 1.5 dB					

Test Mode	Frequency (MHz)	RU Index	Measured Power Density (dBm)	Duty cycle Factor (dB)	Antenna Gain (dBi)	Result Power Density (dBm)	Limit (dBm)	Margin (dB)
802.11ax _HE80 _484T	5 985	Low	-10.10	0.28	1.27	-8.55	-1.00	7.55
		Mid	-			-		
		High	-10.35	0.28		-8.80	-1.00	7.80
	6 145	Low	-10.33	0.28		-8.78	-1.00	7.78
		Mid	-			-		
		High	-10.21	0.28		-8.66	-1.00	7.66
	6 385	Low	-11.29	0.28		-9.74	-1.00	8.74
		Mid	-			-		
		High	-11.00	0.28		-9.45	-1.00	8.45
	6 465	Low	-10.02	0.28		-8.47	-1.00	7.47
		Mid	-			-		
		High	-10.10	0.28		-8.55	-1.00	7.55
	6 545	Low	-9.84	0.28		-8.29	-1.00	7.29
		Mid	-			-		
		High	-9.65	0.28		-8.10	-1.00	7.10
	6 705	Low	-9.27	0.28		-7.72	-1.00	6.72
		Mid	-			-		
		High	-8.94	0.28		-7.39	-1.00	6.39
	6 865	Low	-9.46	0.28		-7.91	-1.00	6.91
		Mid	-			-		
		High	-9.61	0.28		-8.06	-1.00	7.06
	6 945	Low	-10.60	0.28		-9.05	-1.00	8.05
		Mid	-			-		
		High	-10.70	0.28		-9.15	-1.00	8.15
	7 025	Low	-10.75	0.28		-9.20	-1.00	8.20
		Mid	-			-		
		High	-10.59	0.28		-9.04	-1.00	8.04
Measurement uncertainty			± 1.5 dB					

Test Mode	Frequency (MHz)	Measured Power Density (dBm)	Duty cycle Factor (dB)	Antenna Gain (dBi)	Result Power Density (dBm)	Limit (dBm)	Margin (dB)
802.11ax _HE80 _996T	5 985	-9.63	0.29	1.27	-8.07	-1.00	7.07
	6 145	-11.01	0.29		-9.45	-1.00	8.45
	6 385	-11.07	0.29		-9.51	-1.00	8.51
	6 465	-10.22	0.29		-8.66	-1.00	7.66
	6 545	-10.01	0.29		-8.45	-1.00	7.45
	6 705	-10.44	0.29		-8.88	-1.00	7.88
	6 865	-9.85	0.29		-8.29	-1.00	7.29
	6 945	-10.80	0.29		-9.24	-1.00	8.24
	7 025	-11.62	0.29		-10.06	-1.00	9.06
Measurement uncertainty	± 1.5 dB						

ANT1(SISO)

Test Mode	Frequency (MHz)	Measured Power Density (dBm)	Duty cycle Factor (dB)	Antenna Gain (dBi)	Result Power Density (dBm)	Limit (dBm)	Margin (dB)
802.11a	5 975 MHz	-1.80	0.13	-0.04	-1.71	-1.00	0.71
	6 215 MHz	-1.66	0.13		-1.57	-1.00	0.57
	6 375 MHz	-2.84	0.13		-2.75	-1.00	1.75
	6 455 MHz	-1.57	0.13		-1.48	-1.00	0.48
	6 535 MHz	-4.69	0.13		-4.60	-1.00	3.60
	6 695 MHz	-3.13	0.13		-3.04	-1.00	2.04
	6 855 MHz	-1.96	0.13		-1.87	-1.00	0.87
	6 935 MHz	-1.96	0.13		-1.87	-1.00	0.87
	7 105 MHz	-4.04	0.13		-3.95	-1.00	2.95
	7 095 MHz	-5.71	0.13		-5.62	-1.00	4.62
Measurement uncertainty	± 1.5 dB						

Test Mode	Frequency (MHz)	RU Index	Measured Power Density (dBm)	Duty cycle Factor (dB)	Antenna Gain (dBi)	Result Power Density (dBm)	Limit (dBm)	Margin (dB)
802.11ax _HE20 _26T	5 955	Low	-7.96	0.21	-0.04	-7.79	-1.00	6.79
		Mid	-8.41	0.21		-8.24	-1.00	7.24
		High	-7.97	0.21		-7.80	-1.00	6.80
	6 175	Low	-7.18	0.21		-7.01	-1.00	6.01
		Mid	-7.58	0.21		-7.41	-1.00	6.41
		High	-7.15	0.21		-6.98	-1.00	5.98
	6 415	Low	-8.53	0.21		-8.36	-1.00	7.36
		Mid	-9.42	0.21		-9.25	-1.00	8.25
		High	-8.66	0.21		-8.49	-1.00	7.49
	6 435	Low	-8.01	0.21		-7.84	-1.00	6.84
		Mid	-9.05	0.21		-8.88	-1.00	7.88
		High	-8.46	0.21		-8.29	-1.00	7.29
	6 475	Low	-8.08	0.21		-7.91	-1.00	6.91
		Mid	-8.69	0.21		-8.52	-1.00	7.52
		High	-8.56	0.21		-8.39	-1.00	7.39
	6 515	Low	-9.08	0.21		-8.91	-1.00	7.91
		Mid	-9.90	0.21		-9.73	-1.00	8.73
		High	-8.99	0.21		-8.82	-1.00	7.82
	6 535	Low	-9.16	0.21		-8.99	-1.00	7.99
		Mid	-9.83	0.21		-9.66	-1.00	8.66

		High	-9.40	0.21		-9.23	-1.00	8.23
	6 695	Low	-7.75	0.21		-7.58	-1.00	6.58
		Mid	-8.52	0.21		-8.35	-1.00	7.35
		High	-7.74	0.21		-7.57	-1.00	6.57
	6 855	Low	-7.68	0.21		-7.51	-1.00	6.51
		Mid	-8.02	0.21		-7.85	-1.00	6.85
		High	-7.16	0.21		-6.99	-1.00	5.99
	6 875	Low	-7.93	0.21		-7.76	-1.00	6.76
		Mid	-8.89	0.21		-8.72	-1.00	7.72
		High	-7.60	0.21		-7.43	-1.00	6.43
	6 995	Low	-7.75	0.21		-7.58	-1.00	6.58
		Mid	-8.55	0.21		-8.38	-1.00	7.38
		High	-7.32	0.21		-7.15	-1.00	6.15
	7 095	Low	-9.33	0.21		-9.16	-1.00	8.16
		Mid	-10.20	0.21		-10.03	-1.00	9.03
		High	-8.98	0.21		-8.81	-1.00	7.81
	7 115	Low	-11.19	0.21		-11.02	-1.00	10.02
		Mid	-11.91	0.21		-11.74	-1.00	10.74
		High	-11.28	0.21		-11.11	-1.00	10.11
Measurement uncertainty			± 1.5 dB					

Test Mode	Frequency (MHz)	RU Index	Measured Power Density (dBm)	Duty cycle Factor (dB)	Antenna Gain (dBi)	Result Power Density (dBm)	Limit (dBm)	Margin (dB)
802.11ax _HE20 _52T	5 955	Low	-9.85	0.22	-0.04	-9.67	-1.00	8.67
		Mid	-9.55	0.22		-9.37	-1.00	8.37
		High	-9.71	0.22		-9.53	-1.00	8.53
	6 175	Low	-8.35	0.22		-8.17	-1.00	7.17
		Mid	-8.16	0.22		-7.98	-1.00	6.98
		High	-8.59	0.22		-8.41	-1.00	7.41
	6 415	Low	-10.47	0.22		-10.29	-1.00	9.29
		Mid	-10.08	0.22		-9.90	-1.00	8.90
		High	-10.09	0.22		-9.91	-1.00	8.91
	6 435	Low	-9.78	0.22		-9.60	-1.00	8.60
		Mid	-9.56	0.22		-9.38	-1.00	8.38
		High	-9.56	0.22		-9.38	-1.00	8.38
	6 475	Low	-9.81	0.22		-9.63	-1.00	8.63
		Mid	-9.54	0.22		-9.36	-1.00	8.36
		High	-10.06	0.22		-9.88	-1.00	8.88

	6 515	Low	-10.54	0.22		-10.36	-1.00	9.36
		Mid	-10.47	0.22		-10.29	-1.00	9.29
		High	-10.56	0.22		-10.38	-1.00	9.38
	6 535	Low	-10.93	0.22		-10.75	-1.00	9.75
		Mid	-10.88	0.22		-10.70	-1.00	9.70
		High	-10.97	0.22		-10.79	-1.00	9.79
	6 695	Low	-9.52	0.22		-9.34	-1.00	8.34
		Mid	-9.31	0.22		-9.13	-1.00	8.13
		High	-9.28	0.22		-9.10	-1.00	8.10
	6 855	Low	-9.05	0.22		-8.87	-1.00	7.87
		Mid	-8.70	0.22		-8.52	-1.00	7.52
		High	-9.15	0.22		-8.97	-1.00	7.97
	6 875	Low	-12.47	0.22		-12.29	-1.00	11.29
		Mid	-9.55	0.22		-9.37	-1.00	8.37
		High	-9.86	0.22		-9.68	-1.00	8.68
	6 995	Low	-9.57	0.22		-9.39	-1.00	8.39
		Mid	-9.55	0.22		-9.37	-1.00	8.37
		High	-9.54	0.22		-9.36	-1.00	8.36
	7 095	Low	-11.73	0.22		-11.55	-1.00	10.55
		Mid	-11.32	0.22		-11.14	-1.00	10.14
		High	-11.35	0.22		-11.17	-1.00	10.17
	7 115	Low	-11.67	0.22		-11.49	-1.00	10.49
		Mid	-11.20	0.22		-11.02	-1.00	10.02
		High	-11.51	0.22		-11.33	-1.00	10.33
Measurement uncertainty			± 1.5 dB					

Test Mode	Frequency (MHz)	RU Index	Measured Power Density (dBm)	Duty cycle Factor (dB)	Antenna Gain (dBi)	Result Power Density (dBm)	Limit (dBm)	Margin (dB)
802.11ax _HE20 _106T	5 955	Low	-10.20	0.23	-0.04	-10.01	-1.00	9.01
		Mid	-			-		
		High	-9.92	0.23		-9.73	-1.00	8.73
	6 175	Low	-9.00	0.23		-8.81	-1.00	7.81
		Mid	-			-		
		High	-9.09	0.23		-8.90	-1.00	7.90
	6 415	Low	-11.08	0.23		-10.89	-1.00	9.89
		Mid	-			-		
		High	-11.04	0.23		-10.85	-1.00	9.85
	6 435	Low	-9.98	0.23		-9.79	-1.00	8.79

		Mid	-			-		
		High	-9.84	0.23		-9.65	-1.00	8.65
	6 475	Low	-10.22	0.23		-10.03	-1.00	9.03
		Mid	-			-		
		High	-10.17	0.23		-9.98	-1.00	8.98
	6 515	Low	-10.61	0.23		-10.42	-1.00	9.42
		Mid	-			-		
		High	-10.83	0.23		-10.64	-1.00	9.64
	6 535	Low	-10.93	0.23		-10.74	-1.00	9.74
		Mid	-			-		
		High	-10.85	0.23		-10.66	-1.00	9.66
	6 695	Low	-9.53	0.23		-9.34	-1.00	8.34
		Mid	-			-		
		High	-9.45	0.23		-9.26	-1.00	8.26
	6 855	Low	-8.81	0.23		-8.62	-1.00	7.62
		Mid	-			-		
		High	-8.95	0.23		-8.76	-1.00	7.76
	6 875	Low	-8.87	0.23		-8.68	-1.00	7.68
		Mid	-			-		
		High	-8.99	0.23		-8.80	-1.00	7.80
	6 995	Low	-8.71	0.23		-8.52	-1.00	7.52
		Mid	-			-		
		High	-8.61	0.23		-8.42	-1.00	7.42
	7 095	Low	-10.28	0.23		-10.09	-1.00	9.09
		Mid	-			-		
		High	-10.26	0.23		-10.07	-1.00	9.07
	7 115	Low	-10.20	0.23		-10.01	-1.00	9.01
		Mid	-			-		
		High	-10.41	0.23		-10.22	-1.00	9.22
Measurement uncertainty			± 1.5 dB					

Test Mode	Frequency (MHz)	Measured Power Density (dBm)	Duty cycle Factor (dB)	Antenna Gain (dBi)	Result Power Density (dBm)	Limit (dBm)	Margin (dB)
802.11ax _HE20 _242T	5 955	-9.76	0.27	-0.04	-9.53	-1.00	8.53
	6 175	-8.59	0.27		-8.36	-1.00	7.36
	6 415	-10.88	0.27		-10.65	-1.00	9.65
	6 435	-9.85	0.27		-9.62	-1.00	8.62
	6 475	-10.20	0.27		-9.97	-1.00	8.97
	6 515	-10.73	0.27		-10.50	-1.00	9.50
	6 535	-11.06	0.27		-10.83	-1.00	9.83
	6 695	-9.51	0.27		-9.28	-1.00	8.28
	6 855	-8.48	0.27		-8.25	-1.00	7.25
	6 875	-9.54	0.27		-9.31	-1.00	8.31
	6 995	-8.91	0.27		-8.68	-1.00	7.68
	7 095	-10.50	0.27		-10.27	-1.00	9.27
	7 115	-10.41	0.27		-10.18	-1.00	9.18
Measurement uncertainty		± 1.5 dB					

Test Mode	Frequency (MHz)	RU Index	Measured Power Density (dBm)	Duty cycle Factor (dB)	Antenna Gain (dBi)	Result Power Density (dBm)	Limit (dBm)	Margin (dB)
802.11ax _HE40 _26T	5 965	Low	-9.36	0.21	-0.04	-9.19	-1.00	8.19
		Mid	-9.02	0.21		-8.85	-1.00	7.85
		High	-9.40	0.21		-9.23	-1.00	8.23
	6 165	Low	-9.41	0.21		-9.24	-1.00	8.24
		Mid	-8.99	0.21		-8.82	-1.00	7.82
		High	-9.20	0.21		-9.03	-1.00	8.03
	6 405	Low	-9.02	0.21		-8.85	-1.00	7.85
		Mid	-8.66	0.21		-8.49	-1.00	7.49
		High	-9.34	0.21		-9.17	-1.00	8.17
	6 445	Low	-8.76	0.21		-8.59	-1.00	7.59
		Mid	-8.75	0.21		-8.58	-1.00	7.58
		High	-8.72	0.21		-8.55	-1.00	7.55
	6 485	Low	-8.80	0.21		-8.63	-1.00	7.63
		Mid	-8.76	0.21		-8.59	-1.00	7.59
		High	-8.49	0.21		-8.32	-1.00	7.32
	6 525	Low	-9.34	0.21		-9.17	-1.00	8.17
		Mid	-8.55	0.21		-8.38	-1.00	7.38
		High	-9.66	0.21		-9.49	-1.00	8.49
	6 685	Low	-9.52	0.21		-9.35	-1.00	8.35
		Mid	-9.13	0.21		-8.96	-1.00	7.96
		High	-9.27	0.21		-9.10	-1.00	8.10
	6 845	Low	-10.18	0.21		-10.01	-1.00	9.01
		Mid	-9.95	0.21		-9.78	-1.00	8.78
		High	-10.38	0.21		-10.21	-1.00	9.21
	6 885	Low	-9.32	0.21		-9.15	-1.00	8.15
		Mid	-9.04	0.21		-8.87	-1.00	7.87
		High	-9.52	0.21		-9.35	-1.00	8.35
	7 005	Low	-8.98	0.21		-8.81	-1.00	7.81
		Mid	-8.98	0.21		-8.81	-1.00	7.81
		High	-9.36	0.21		-9.19	-1.00	8.19
	7 085	Low	-9.48	0.21		-9.31	-1.00	8.31
		Mid	-9.50	0.21		-9.33	-1.00	8.33
		High	-9.04	0.21		-8.87	-1.00	7.87
Measurement uncertainty			± 1.5 dB					

Test Mode	Frequency (MHz)	RU Index	Measured Power Density (dBm)	Duty cycle Factor (dB)	Antenna Gain (dBi)	Result Power Density (dBm)	Limit (dBm)	Margin (dB)
802.11ax _HE40 _52T	5 965	Low	-10.60	0.22	-0.04	-10.42	-1.00	9.42
		Mid	-10.42	0.22		-10.24	-1.00	9.24
		High	-10.97	0.22		-10.79	-1.00	9.79
	6 165	Low	-10.60	0.22		-10.42	-1.00	9.42
		Mid	-10.10	0.22		-9.92	-1.00	8.92
		High	-10.34	0.22		-10.16	-1.00	9.16
	6 405	Low	-10.11	0.22		-9.93	-1.00	8.93
		Mid	-10.06	0.22		-9.88	-1.00	8.88
		High	-10.70	0.22		-10.52	-1.00	9.52
	6 445	Low	-9.71	0.22		-9.53	-1.00	8.53
		Mid	-9.68	0.22		-9.50	-1.00	8.50
		High	-9.75	0.22		-9.57	-1.00	8.57
	6 485	Low	-10.12	0.22		-9.94	-1.00	8.94
		Mid	-10.05	0.22		-9.87	-1.00	8.87
		High	-10.20	0.22		-10.02	-1.00	9.02
	6 525	Low	-10.76	0.22		-10.58	-1.00	9.58
		Mid	-10.57	0.22		-10.39	-1.00	9.39
		High	-10.74	0.22		-10.56	-1.00	9.56
	6 685	Low	-11.06	0.22		-10.88	-1.00	9.88
		Mid	-10.49	0.22		-10.31	-1.00	9.31
		High	-10.73	0.22		-10.55	-1.00	9.55
	6 845	Low	-11.54	0.22		-11.36	-1.00	10.36
		Mid	-11.07	0.22		-10.89	-1.00	9.89
		High	-11.67	0.22		-11.49	-1.00	10.49
	6 885	Low	-11.41	0.22		-11.23	-1.00	10.23
		Mid	-10.97	0.22		-10.79	-1.00	9.79
		High	-11.02	0.22		-10.84	-1.00	9.84
	7 005	Low	-11.13	0.22		-10.95	-1.00	9.95
		Mid	-10.82	0.22		-10.64	-1.00	9.64
		High	-11.06	0.22		-10.88	-1.00	9.88
	7 085	Low	-11.46	0.22		-11.28	-1.00	10.28
		Mid	-11.06	0.22		-10.88	-1.00	9.88
		High	-10.76	0.22		-10.58	-1.00	9.58
Measurement uncertainty			± 1.5 dB					

Test Mode	Frequency (MHz)	RU Index	Measured Power Density (dBm)	Duty cycle Factor (dB)	Antenna Gain (dBi)	Result Power Density (dBm)	Limit (dBm)	Margin (dB)
802.11ax _HE40 _106T	5 965	Low	-10.94	0.23	-0.04	-10.75	-1.00	9.75
		Mid	-10.53	0.23		-10.34	-1.00	9.34
		High	-10.91	0.23		-10.72	-1.00	9.72
	6 165	Low	-11.01	0.23		-10.82	-1.00	9.82
		Mid	-10.68	0.23		-10.49	-1.00	9.49
		High	-10.60	0.23		-10.41	-1.00	9.41
	6 405	Low	-11.14	0.23		-10.95	-1.00	9.95
		Mid	-10.94	0.23		-10.75	-1.00	9.75
		High	-11.01	0.23		-10.82	-1.00	9.82
	6 445	Low	-10.13	0.23		-9.94	-1.00	8.94
		Mid	-9.92	0.23		-9.73	-1.00	8.73
		High	-9.75	0.23		-9.56	-1.00	8.56
	6 485	Low	-10.15	0.23		-9.96	-1.00	8.96
		Mid	-10.29	0.23		-10.10	-1.00	9.10
		High	-10.30	0.23		-10.11	-1.00	9.11
	6 525	Low	-10.73	0.23		-10.54	-1.00	9.54
		Mid	-10.73	0.23		-10.54	-1.00	9.54
		High	-10.81	0.23		-10.62	-1.00	9.62
	6 685	Low	-10.71	0.23		-10.52	-1.00	9.52
		Mid	-10.41	0.23		-10.22	-1.00	9.22
		High	-10.64	0.23		-10.45	-1.00	9.45
	6 845	Low	-10.93	0.23		-10.74	-1.00	9.74
		Mid	-10.94	0.23		-10.75	-1.00	9.75
		High	-10.99	0.23		-10.80	-1.00	9.80
	6 885	Low	-10.90	0.23		-10.71	-1.00	9.71
		Mid	-10.47	0.23		-10.28	-1.00	9.28
		High	-11.29	0.23		-11.10	-1.00	10.10
	7 005	Low	-10.35	0.23		-10.16	-1.00	9.16
		Mid	-10.09	0.23		-9.90	-1.00	8.90
		High	-10.21	0.23		-10.02	-1.00	9.02
	7 085	Low	-10.53	0.23		-10.34	-1.00	9.34
		Mid	-10.28	0.23		-10.09	-1.00	9.09
		High	-10.37	0.23		-10.18	-1.00	9.18
Measurement uncertainty			± 1.5 dB					

Test Mode	Frequency (MHz)	RU Index	Measured Power Density (dBm)	Duty cycle Factor (dB)	Antenna Gain (dBi)	Result Power Density (dBm)	Limit (dBm)	Margin (dB)
802.11ax _HE40 _242T	5 965	Low	-10.61	0.26	-0.04	-10.39	-1.00	9.39
		Mid	-			-		
		High	-10.52	0.26		-10.30	-1.00	9.30
	6 165	Low	-10.42	0.26		-10.20	-1.00	9.20
		Mid	-			-		
		High	-10.44	0.26		-10.22	-1.00	9.22
	6 405	Low	-10.93	0.26		-10.71	-1.00	9.71
		Mid	-			-		
		High	-10.78	0.26		-10.56	-1.00	9.56
	6 445	Low	-10.35	0.26		-10.13	-1.00	9.13
		Mid	-			-		
		High	-10.50	0.26		-10.28	-1.00	9.28
	6 485	Low	-10.79	0.26		-10.57	-1.00	9.57
		Mid	-			-		
		High	-10.64	0.26		-10.42	-1.00	9.42
	6 525	Low	-10.80	0.26		-10.58	-1.00	9.58
		Mid	-			-		
		High	-11.00	0.26		-10.78	-1.00	9.78
	6 685	Low	-10.61	0.26		-10.39	-1.00	9.39
		Mid	-			-		
		High	-10.72	0.26		-10.50	-1.00	9.50
	6 845	Low	-10.73	0.26		-10.51	-1.00	9.51
		Mid	-			-		
		High	-10.87	0.26		-10.65	-1.00	9.65
	6 885	Low	-11.36	0.26		-11.14	-1.00	10.14
		Mid	-			-		
		High	-11.04	0.26		-10.82	-1.00	9.82
	7 005	Low	-10.72	0.26		-10.50	-1.00	9.50
		Mid	-			-		
		High	-10.72	0.26		-10.50	-1.00	9.50
	7 085	Low	-11.07	0.26		-10.85	-1.00	9.85
		Mid	-			-		
		High	-10.87	0.26		-10.65	-1.00	9.65
Measurement uncertainty			± 1.5 dB					

Test Mode	Frequency (MHz)	Measured Power Density (dBm)	Duty cycle Factor (dB)	Antenna Gain (dBi)	Result Power Density (dBm)	Limit (dBm)	Margin (dB)
802.11ax _HE40 _484T	5 965	-9.93	0.27	-0.04	-9.70	-1.00	8.70
	6 165	-9.03	0.27		-8.80	-1.00	7.80
	6 405	-11.11	0.27		-10.88	-1.00	9.88
	6 445	-10.46	0.27		-10.23	-1.00	9.23
	6 485	-10.43	0.27		-10.20	-1.00	9.20
	6 525	-11.17	0.27		-10.94	-1.00	9.94
	6 685	-9.25	0.27		-9.02	-1.00	8.02
	6 845	-8.93	0.27		-8.70	-1.00	7.70
	6 885	-9.12	0.27		-8.89	-1.00	7.89
	7 005	-9.34	0.27		-9.11	-1.00	8.11
	7 085	-10.80	0.27		-10.57	-1.00	9.57
Measurement uncertainty	± 1.5 dB						

Test Mode	Frequency (MHz)	RU Index	Measured Power Density (dBm)	Duty cycle Factor (dB)	Antenna Gain (dBi)	Result Power Density (dBm)	Limit (dBm)	Margin (dB)
802.11ax _HE80 _26T	5 985	Low	-9.49	0.21	-0.04	-9.32	-1.00	8.32
		Mid	-9.18	0.21		-9.01	-1.00	8.01
		High	-9.43	0.21		-9.26	-1.00	8.26
	6 145	Low	-9.43	0.21		-9.26	-1.00	8.26
		Mid	-9.77	0.21		-9.60	-1.00	8.60
		High	-9.76	0.21		-9.59	-1.00	8.59
	6 385	Low	-8.97	0.21		-8.80	-1.00	7.80
		Mid	-9.22	0.21		-9.05	-1.00	8.05
		High	-9.13	0.21		-8.96	-1.00	7.96
	6 465	Low	-8.48	0.21		-8.31	-1.00	7.31
		Mid	-8.70	0.21		-8.53	-1.00	7.53
		High	-8.69	0.21		-8.52	-1.00	7.52
	6 545	Low	-9.14	0.21		-8.97	-1.00	7.97
		Mid	-8.92	0.21		-8.75	-1.00	7.75
		High	-9.26	0.21		-9.09	-1.00	8.09
	6 705	Low	-9.25	0.21		-9.08	-1.00	8.08
		Mid	-9.52	0.21		-9.35	-1.00	8.35
		High	-9.46	0.21		-9.29	-1.00	8.29
	6 865	Low	-9.76	0.21		-9.59	-1.00	8.59
		Mid	-10.69	0.21		-10.52	-1.00	9.52
		High	-10.64	0.21		-10.47	-1.00	9.47
	6 945	Low	-9.28	0.21		-9.11	-1.00	8.11
		Mid	-7.99	0.21		-7.82	-1.00	6.82
		High	-10.09	0.21		-9.92	-1.00	8.92
	7 025	Low	-9.52	0.21		-9.35	-1.00	8.35
		Mid	-9.88	0.21		-9.71	-1.00	8.71
		High	-9.82	0.21		-9.65	-1.00	8.65
Measurement uncertainty			± 1.5 dB					

Test Mode	Frequency (MHz)	RU Index	Measured Power Density (dBm)	Duty cycle Factor (dB)	Antenna Gain (dBi)	Result Power Density (dBm)	Limit (dBm)	Margin (dB)
802.11ax _HE80 _52T	5 985	Low	-9.93	0.22	-0.04	-9.75	-1.00	8.75
		Mid	-10.27	0.22		-10.09	-1.00	9.09
		High	-10.14	0.22		-9.96	-1.00	8.96
	6 145	Low	-10.03	0.22		-9.85	-1.00	8.85
		Mid	-10.40	0.22		-10.22	-1.00	9.22
		High	-10.44	0.22		-10.26	-1.00	9.26
	6 385	Low	-9.79	0.22		-9.61	-1.00	8.61
		Mid	-10.27	0.22		-10.09	-1.00	9.09
		High	-9.72	0.22		-9.54	-1.00	8.54
	6 465	Low	-8.83	0.22		-8.65	-1.00	7.65
		Mid	-9.26	0.22		-9.08	-1.00	8.08
		High	-8.97	0.22		-8.79	-1.00	7.79
	6 545	Low	-9.72	0.22		-9.54	-1.00	8.54
		Mid	-9.61	0.22		-9.43	-1.00	8.43
		High	-9.67	0.22		-9.49	-1.00	8.49
	6 705	Low	-9.80	0.22		-9.62	-1.00	8.62
		Mid	-10.20	0.22		-10.02	-1.00	9.02
		High	-10.20	0.22		-10.02	-1.00	9.02
	6 865	Low	-10.83	0.22		-10.65	-1.00	9.65
		Mid	-11.51	0.22		-11.33	-1.00	10.33
		High	-11.02	0.22		-10.84	-1.00	9.84
	6 945	Low	-11.11	0.22		-10.93	-1.00	9.93
		Mid	-11.06	0.22		-10.88	-1.00	9.88
		High	-11.11	0.22		-10.93	-1.00	9.93
	7 025	Low	-10.86	0.22		-10.68	-1.00	9.68
		Mid	-11.08	0.22		-10.90	-1.00	9.90
		High	-10.80	0.22		-10.62	-1.00	9.62
Measurement uncertainty			± 1.5 dB					

Test Mode	Frequency (MHz)	RU Index	Measured Power Density (dBm)	Duty cycle Factor (dB)	Antenna Gain (dBi)	Result Power Density (dBm)	Limit (dBm)	Margin (dB)
802.11ax _HE80 _106T	5 985	Low	-11.09	0.23	-0.04	-10.90	-1.00	9.90
		Mid	-11.11	0.23		-10.92	-1.00	9.92
		High	-11.08	0.23		-10.89	-1.00	9.89
	6 145	Low	-11.17	0.23		-10.98	-1.00	9.98
		Mid	-11.48	0.23		-11.29	-1.00	10.29
		High	-11.15	0.23		-10.96	-1.00	9.96
	6 385	Low	-11.41	0.23		-11.22	-1.00	10.22
		Mid	-11.47	0.23		-11.28	-1.00	10.28
		High	-11.60	0.23		-11.41	-1.00	10.41
	6 465	Low	-10.27	0.23		-10.08	-1.00	9.08
		Mid	-10.51	0.23		-10.32	-1.00	9.32
		High	-10.37	0.23		-10.18	-1.00	9.18
	6 545	Low	-10.77	0.23		-10.58	-1.00	9.58
		Mid	-10.71	0.23		-10.52	-1.00	9.52
		High	-10.94	0.23		-10.75	-1.00	9.75
	6 705	Low	-10.64	0.23		-10.45	-1.00	9.45
		Mid	-10.91	0.23		-10.72	-1.00	9.72
		High	-10.84	0.23		-10.65	-1.00	9.65
	6 865	Low	-11.19	0.23		-11.00	-1.00	10.00
		Mid	-11.94	0.23		-11.75	-1.00	10.75
		High	-11.59	0.23		-11.40	-1.00	10.40
	6 945	Low	-11.04	0.23		-10.85	-1.00	9.85
		Mid	-11.31	0.23		-11.12	-1.00	10.12
		High	-11.60	0.23		-11.41	-1.00	10.41
	7 025	Low	-11.19	0.23		-11.00	-1.00	10.00
		Mid	-11.09	0.23		-10.90	-1.00	9.90
		High	-11.12	0.23		-10.93	-1.00	9.93
Measurement uncertainty			± 1.5 dB					

Test Mode	Frequency (MHz)	RU Index	Measured Power Density (dBm)	Duty cycle Factor (dB)	Antenna Gain (dBi)	Result Power Density (dBm)	Limit (dBm)	Margin (dB)
802.11ax _HE80 _242T	5 985	Low	-10.89	0.27	-0.04	-10.66	-1.00	9.66
		Mid	-10.88	0.27		-10.65	-1.00	9.65
		High	-10.83	0.27		-10.60	-1.00	9.60
	6 145	Low	-11.14	0.27		-10.91	-1.00	9.91
		Mid	-11.02	0.27		-10.79	-1.00	9.79
		High	-11.03	0.27		-10.80	-1.00	9.80
	6 385	Low	-11.59	0.27		-11.36	-1.00	10.36
		Mid	-11.54	0.27		-11.31	-1.00	10.31
		High	-11.29	0.27		-11.06	-1.00	10.06
	6 465	Low	-10.94	0.27		-10.71	-1.00	9.71
		Mid	-11.03	0.27		-10.80	-1.00	9.80
		High	-10.88	0.27		-10.65	-1.00	9.65
	6 545	Low	-10.60	0.27		-10.37	-1.00	9.37
		Mid	-10.53	0.27		-10.30	-1.00	9.30
		High	-10.51	0.27		-10.28	-1.00	9.28
	6 705	Low	-10.61	0.27		-10.38	-1.00	9.38
		Mid	-10.52	0.27		-10.29	-1.00	9.29
		High	-10.74	0.27		-10.51	-1.00	9.51
	6 865	Low	-11.38	0.27		-11.15	-1.00	10.15
		Mid	-11.99	0.27		-11.76	-1.00	10.76
		High	-11.57	0.27		-11.34	-1.00	10.34
	6 945	Low	-11.73	0.27		-11.50	-1.00	10.50
		Mid	-11.87	0.27		-11.64	-1.00	10.64
		High	-11.33	0.27		-11.10	-1.00	10.10
	7 025	Low	-11.49	0.27		-11.26	-1.00	10.26
		Mid	-11.72	0.27		-11.49	-1.00	10.49
		High	-11.32	0.27		-11.09	-1.00	10.09
Measurement uncertainty			± 1.5 dB					

Test Mode	Frequency (MHz)	RU Index	Measured Power Density (dBm)	Duty cycle Factor (dB)	Antenna Gain (dBi)	Result Power Density (dBm)	Limit (dBm)	Margin (dB)
802.11ax _HE80 _484T	5 985	Low	-10.77	0.28	-0.04	-10.53	-1.00	9.53
		Mid	-			-		
		High	-10.67	0.28		-10.43	-1.00	9.43
	6 145	Low	-11.09	0.28		-10.85	-1.00	9.85
		Mid	-			-		
		High	-10.85	0.28		-10.61	-1.00	9.61
	6 385	Low	-11.46	0.28		-11.22	-1.00	10.22
		Mid	-			-		
		High	-11.43	0.28		-11.19	-1.00	10.19
	6 465	Low	-10.28	0.28		-10.04	-1.00	9.04
		Mid	-			-		
		High	-10.70	0.28		-10.46	-1.00	9.46
	6 545	Low	-10.35	0.28		-10.11	-1.00	9.11
		Mid	-			-		
		High	-10.42	0.28		-10.18	-1.00	9.18
	6 705	Low	-10.73	0.28		-10.49	-1.00	9.49
		Mid	-			-		
		High	-10.64	0.28		-10.40	-1.00	9.40
	6 865	Low	-11.12	0.28		-10.88	-1.00	9.88
		Mid	-			-		
		High	-11.24	0.28		-11.00	-1.00	10.00
	6 945	Low	-11.70	0.28		-11.46	-1.00	10.46
		Mid	-			-		
		High	-11.24	0.28		-11.00	-1.00	10.00
	7 025	Low	-11.64	0.28		-11.40	-1.00	10.40
		Mid	-			-		
		High	-11.43	0.28		-11.19	-1.00	10.19
Measurement uncertainty			± 1.5 dB					

Test Mode	Frequency (MHz)	Measured Power Density (dBm)	Duty cycle Factor (dB)	Antenna Gain (dBi)	Result Power Density (dBm)	Limit (dBm)	Margin (dB)
802.11ax _HE80 _996T	5 985	-9.43	0.29	-0.04	-9.18	-1.00	8.18
	6 145	-9.21	0.29		-8.96	-1.00	7.96
	6 385	-10.67	0.29		-10.42	-1.00	9.42
	6 465	-9.65	0.29		-9.40	-1.00	8.40
	6 545	-10.18	0.29		-9.93	-1.00	8.93
	6 705	-9.06	0.29		-8.81	-1.00	7.81
	6 865	-8.50	0.29		-8.25	-1.00	7.25
	6 945	-8.18	0.29		-7.93	-1.00	6.93
	7 025	-10.17	0.29		-9.92	-1.00	8.92
Measurement uncertainty	± 1.5 dB						

ANT0 + ANT1(MIMO)

Test Mode	Frequency (MHz)	RU Index	Power Density (dBm)			Duty cycle Factor (dB)	Antenna Gain (dBi)	Result Power Density (dBm)	Limit (dBm)	Margin (dB)
			ANT0	ANT1	ANT0+ ANT1					
802.11 ax _HE20 _26T	5 955	Low	-9.19	-7.96	-5.52	0.21	3.65	-1.66	-1.00	0.66
		Mid	-9.91	-8.41	-6.09	0.21		-2.23	-1.00	1.23
		High	-8.88	-7.97	-5.39	0.21		-1.53	-1.00	0.53
	6 175	Low	-10.70	-7.18	-5.58	0.21		-1.72	-1.00	0.72
		Mid	-11.33	-7.58	-6.05	0.21		-2.19	-1.00	1.19
		High	-10.25	-7.15	-5.42	0.21		-1.56	-1.00	0.56
	6 415	Low	-10.05	-8.53	-6.21	0.21		-2.35	-1.00	1.35
		Mid	-10.62	-9.42	-6.97	0.21		-3.11	-1.00	2.11
		High	-9.90	-8.66	-6.23	0.21		-2.37	-1.00	1.37
	6 435	Low	-9.81	-8.01	-5.81	0.21		-1.95	-1.00	0.95
		Mid	-10.51	-9.05	-6.71	0.21		-2.85	-1.00	1.85
		High	-9.97	-8.46	-6.14	0.21		-2.28	-1.00	1.28
	6 475	Low	-9.31	-8.08	-5.64	0.21		-1.78	-1.00	0.78
		Mid	-10.55	-8.69	-6.51	0.21		-2.65	-1.00	1.65
		High	-9.53	-8.56	-6.01	0.21		-2.15	-1.00	1.15
	6 515	Low	-8.98	-9.08	-6.02	0.21		-2.16	-1.00	1.16
		Mid	-10.09	-9.90	-6.98	0.21		-3.12	-1.00	2.12
		High	-9.34	-8.99	-6.15	0.21		-2.29	-1.00	1.29
	6 535	Low	-9.21	-9.16	-6.17	0.21		-2.31	-1.00	1.31
		Mid	-9.96	-9.83	-6.88	0.21		-3.02	-1.00	2.02
		High	-9.71	-9.40	-6.54	0.21		-2.68	-1.00	1.68
	6 695	Low	-9.39	-7.75	-5.48	0.21		-1.62	-1.00	0.62
		Mid	-10.72	-8.52	-6.47	0.21		-2.61	-1.00	1.61
		High	-9.76	-7.74	-5.62	0.21		-1.76	-1.00	0.76
	6 855	Low	-9.62	-7.68	-5.53	0.21		-1.67	-1.00	0.67
		Mid	-10.64	-8.02	-6.13	0.21		-2.27	-1.00	1.27
		High	-9.78	-7.16	-5.27	0.21		-1.41	-1.00	0.41
	6 875	Low	-10.00	-7.93	-5.83	0.21		-1.97	-1.00	0.97
		Mid	-11.04	-8.89	-6.82	0.21		-2.96	-1.00	1.96
		High	-9.99	-7.60	-5.62	0.21		-1.76	-1.00	0.76
	6 995	Low	-9.14	-7.75	-5.38	0.21		-1.52	-1.00	0.52
		Mid	-9.96	-8.55	-6.19	0.21		-2.33	-1.00	1.33
		High	-9.22	-7.32	-5.16	0.21		-1.30	-1.00	0.30
	7 095	Low	-10.22	-9.33	-6.74	0.21		-2.88	-1.00	1.88
		Mid	-11.11	-10.20	-7.62	0.21		-3.76	-1.00	2.76

		High	-10.01	-8.98	-6.45	0.21		-2.59	-1.00	1.59
	7 115	Low	-12.29	-11.19	-8.69	0.21		-4.83	-1.00	3.83
		Mid	-12.83	-11.91	-9.34	0.21		-5.48	-1.00	4.48
		High	-12.24	-11.28	-8.72	0.21		-4.86	-1.00	3.86
Measurement uncertainty			± 1.5 dB							

Test Mode	Frequency (MHz)	RU Index	Power Density (dBm)			Duty cycle Factor (dB)	Antenna Gain (dBi)	Result Power Density (dBm)	Limit (dBm)	Margin (dB)
			ANT0	ANT1	ANT0+ ANT1					
802.11 ax _HE20 _52T	5 955	Low	-10.25	-9.85	-7.04	0.22	3.65	-3.17	-1.00	2.17
		Mid	-9.92	-9.55	-6.72	0.22		-2.85	-1.00	1.85
		High	-10.20	-9.71	-6.94	0.22		-3.07	-1.00	2.07
	6 175	Low	-11.98	-8.35	-6.79	0.22		-2.92	-1.00	1.92
		Mid	-11.86	-8.16	-6.62	0.22		-2.75	-1.00	1.75
		High	-11.54	-8.59	-6.81	0.22		-2.94	-1.00	1.94
	6 415	Low	-11.06	-10.47	-7.74	0.22		-3.87	-1.00	2.87
		Mid	-11.10	-10.08	-7.55	0.22		-3.68	-1.00	2.68
		High	-11.21	-10.09	-7.60	0.22		-3.73	-1.00	2.73
	6 435	Low	-10.75	-9.78	-7.23	0.22		-3.36	-1.00	2.36
		Mid	-10.65	-9.56	-7.06	0.22		-3.19	-1.00	2.19
		High	-10.72	-9.56	-7.09	0.22		-3.22	-1.00	2.22
	6 475	Low	-10.74	-9.81	-7.24	0.22		-3.37	-1.00	2.37
		Mid	-10.71	-9.54	-7.08	0.22		-3.21	-1.00	2.21
		High	-10.79	-10.06	-7.40	0.22		-3.53	-1.00	2.53
	6 515	Low	-10.49	-10.54	-7.50	0.22		-3.63	-1.00	2.63
		Mid	-10.39	-10.47	-7.42	0.22		-3.55	-1.00	2.55
		High	-10.59	-10.56	-7.56	0.22		-3.69	-1.00	2.69
	6 535	Low	-10.72	-10.93	-7.81	0.22		-3.94	-1.00	2.94
		Mid	-10.66	-10.88	-7.76	0.22		-3.89	-1.00	2.89
		High	-10.61	-10.97	-7.78	0.22		-3.91	-1.00	2.91
	6 695	Low	-10.98	-9.52	-7.18	0.22		-3.31	-1.00	2.31
		Mid	-11.20	-9.31	-7.14	0.22		-3.27	-1.00	2.27
		High	-10.89	-9.28	-7.00	0.22		-3.13	-1.00	2.13
	6 855	Low	-10.83	-9.05	-6.84	0.22		-2.97	-1.00	1.97
		Mid	-10.84	-8.70	-6.63	0.22		-2.76	-1.00	1.76
		High	-11.07	-9.15	-6.99	0.22		-3.12	-1.00	2.12
	6 875	Low	-13.20	-12.47	-9.81	0.22		-5.94	-1.00	4.94
		Mid	-11.36	-9.55	-7.35	0.22		-3.48	-1.00	2.48
		High	-11.42	-9.86	-7.56	0.22		-3.69	-1.00	2.69
	6 995	Low	-10.94	-9.57	-7.19	0.22		-3.32	-1.00	2.32

		Mid	-10.64	-9.55	-7.05	0.22		-3.18	-1.00	2.18
		High	-10.47	-9.54	-6.97	0.22		-3.10	-1.00	2.10
	7 095	Low	-11.84	-11.73	-8.77	0.22		-4.90	-1.00	3.90
		Mid	-11.79	-11.32	-8.54	0.22		-4.67	-1.00	3.67
		High	-11.68	-11.35	-8.50	0.22		-4.63	-1.00	3.63
	7 115	Low	-11.91	-11.67	-8.78	0.22		-4.91	-1.00	3.91
		Mid	-11.87	-11.20	-8.51	0.22		-4.64	-1.00	3.64
		High	-11.66	-11.51	-8.57	0.22		-4.70	-1.00	3.70
Measurement uncertainty			± 1.5 dB							

Test Mode	Frequency (MHz)	RU Index	Power Density (dBm)			Duty cycle Factor (dB)	Antenna Gain (dBi)	Result Power Density (dBm)	Limit (dBm)	Margin (dB)
			ANT0	ANT1	ANT0+ ANT1					
802.11 ax _HE20 _106T	5 955	Low	-11.03	-10.20	-7.58	0.23	3.65	-3.70	-1.00	2.70
		Mid	-					-		
		High	-11.08	-9.92	-7.45	0.23		-3.57	-1.00	2.57
	6 175	Low	-12.75	-9.00	-7.47	0.23		-3.59	-1.00	2.59
		Mid	-					-		
		High	-12.84	-9.09	-7.56	0.23		-3.68	-1.00	2.68
	6 415	Low	-11.89	-11.08	-8.46	0.23		-4.58	-1.00	3.58
		Mid	-					-		
		High	-12.02	-11.04	-8.49	0.23		-4.61	-1.00	3.61
	6 435	Low	-11.11	-9.98	-7.50	0.23		-3.62	-1.00	2.62
		Mid	-					-		
		High	-10.78	-9.84	-7.27	0.23		-3.39	-1.00	2.39
	6 475	Low	-10.62	-10.22	-7.41	0.23		-3.53	-1.00	2.53
		Mid	-					-		
		High	-10.97	-10.17	-7.54	0.23		-3.66	-1.00	2.66
	6 515	Low	-10.72	-10.61	-7.65	0.23		-3.77	-1.00	2.77
		Mid	-					-		
		High	-10.78	-10.83	-7.79	0.23		-3.91	-1.00	2.91
	6 535	Low	-11.06	-10.93	-7.98	0.23		-4.10	-1.00	3.10
		Mid	-					-		
		High	-11.04	-10.85	-7.93	0.23		-4.05	-1.00	3.05
	6 695	Low	-11.69	-9.53	-7.47	0.23		-3.59	-1.00	2.59
		Mid	-					-		
		High	-11.93	-9.45	-7.51	0.23		-3.63	-1.00	2.63
	6 855	Low	-10.87	-8.81	-6.71	0.23		-2.83	-1.00	1.83
		Mid	-					-		
		High	-11.19	-8.95	-6.92	0.23		-3.04	-1.00	2.04

	6 875	Low	-11.31	-8.87	-6.91	0.23		-3.03	-1.00	2.03
		Mid	-					-		
		High	-11.38	-8.99	-7.01	0.23		-3.13	-1.00	2.13
	6 995	Low	-10.62	-8.71	-6.55	0.23		-2.67	-1.00	1.67
		Mid	-					-		
		High	-10.56	-8.61	-6.47	0.23		-2.59	-1.00	1.59
	7 095	Low	-12.01	-10.28	-8.05	0.23		-4.17	-1.00	3.17
		Mid	-					-		
		High	-11.70	-10.26	-7.91	0.23		-4.03	-1.00	3.03
	7 115	Low	-11.74	-10.20	-7.89	0.23		-4.01	-1.00	3.01
		Mid	-					-		
		High	-11.79	-10.41	-8.04	0.23		-4.16	-1.00	3.16
Measurement uncertainty			± 1.5 dB							

Test Mode	Frequency (MHz)	Power Density (dBm)			Duty cycle Factor (dB)	Antenna Gain (dBi)	Result Power Density (dBm)	Limit (dBm)	Margin (dB)
		ANT0	ANT1	ANT0+ ANT1					
802.11 ax _HE20 _242T	5 955	-10.96	-9.76	-7.31	0.27	3.65	-3.39	-1.00	2.39
	6 175	-12.79	-8.59	-7.19	0.27		-3.27	-1.00	2.27
	6 415	-11.55	-10.88	-8.19	0.27		-4.27	-1.00	3.27
	6 435	-11.00	-9.85	-7.38	0.27		-3.46	-1.00	2.46
	6 475	-10.75	-10.20	-7.46	0.27		-3.54	-1.00	2.54
	6 515	-10.61	-10.73	-7.66	0.27		-3.74	-1.00	2.74
	6 535	-10.76	-11.06	-7.90	0.27		-3.98	-1.00	2.98
	6 695	-11.95	-9.51	-7.55	0.27		-3.63	-1.00	2.63
	6 855	-11.22	-8.48	-6.63	0.27		-2.71	-1.00	1.71
	6 875	-11.54	-9.54	-7.42	0.27		-3.50	-1.00	2.50
	6 995	-11.08	-8.91	-6.85	0.27		-2.93	-1.00	1.93
	7 095	-12.33	-10.50	-8.31	0.27		-4.39	-1.00	3.39
	7 115	-12.33	-10.41	-8.25	0.27		-4.33	-1.00	3.33
Measurement uncertainty		± 1.5 dB							

Test Mode	Frequency (MHz)	RU Index	Power Density (dBm)			Duty cycle Factor (dB)	Antenna Gain (dBi)	Result Power Density (dBm)	Limit (dBm)	Margin (dB)
			ANT0	ANT1	ANT0+ ANT1					
802.11 ax _HE40 _26T	5 965	Low	-8.65	-9.36	-5.98	0.21	3.65	-2.12	-1.00	1.12
		Mid	-8.08	-9.02	-5.51	0.21		-1.65	-1.00	0.65
		High	-8.25	-9.40	-5.78	0.21		-1.92	-1.00	0.92
	6 165	Low	-8.68	-9.41	-6.02	0.21		-2.16	-1.00	1.16
		Mid	-8.02	-8.99	-5.47	0.21		-1.61	-1.00	0.61
		High	-8.36	-9.20	-5.75	0.21		-1.89	-1.00	0.89
	6 405	Low	-9.70	-9.02	-6.34	0.21		-2.48	-1.00	1.48
		Mid	-8.85	-8.66	-5.74	0.21		-1.88	-1.00	0.88
		High	-9.22	-9.34	-6.27	0.21		-2.41	-1.00	1.41
	6 445	Low	-9.04	-8.76	-5.89	0.21		-2.03	-1.00	1.03
		Mid	-8.17	-8.75	-5.44	0.21		-1.58	-1.00	0.58
		High	-8.55	-8.72	-5.62	0.21		-1.76	-1.00	0.76
	6 485	Low	-8.78	-8.80	-5.78	0.21		-1.92	-1.00	0.92
		Mid	-8.54	-8.76	-5.64	0.21		-1.78	-1.00	0.78
		High	-8.45	-8.49	-5.46	0.21		-1.60	-1.00	0.60
	6 525	Low	-8.74	-9.34	-6.02	0.21		-2.16	-1.00	1.16
		Mid	-8.64	-8.55	-5.58	0.21		-1.72	-1.00	0.72
		High	-9.11	-9.66	-6.37	0.21		-2.51	-1.00	1.51
	6 685	Low	-7.63	-9.52	-5.46	0.21		-1.60	-1.00	0.60
		Mid	-7.36	-9.13	-5.15	0.21		-1.29	-1.00	0.29
		High	-7.66	-9.27	-5.38	0.21		-1.52	-1.00	0.52
	6 845	Low	-8.85	-10.18	-6.45	0.21		-2.59	-1.00	1.59
		Mid	-8.64	-9.95	-6.24	0.21		-2.38	-1.00	1.38
		High	-8.89	-10.38	-6.56	0.21		-2.70	-1.00	1.70
	6 885	Low	-7.96	-9.32	-5.58	0.21		-1.72	-1.00	0.72
		Mid	-7.52	-9.04	-5.20	0.21		-1.34	-1.00	0.34
		High	-7.80	-9.52	-5.57	0.21		-1.71	-1.00	0.71
	7 005	Low	-7.98	-8.98	-5.44	0.21		-1.58	-1.00	0.58
		Mid	-7.74	-8.98	-5.31	0.21		-1.45	-1.00	0.45
		High	-8.21	-9.36	-5.74	0.21		-1.88	-1.00	0.88
	7 085	Low	-8.21	-9.48	-5.79	0.21		-1.93	-1.00	0.93
		Mid	-7.97	-9.50	-5.66	0.21		-1.80	-1.00	0.80
		High	-7.86	-9.04	-5.40	0.21		-1.54	-1.00	0.54
Measurement uncertainty			± 1.5 dB							

Test Mode	Frequency (MHz)	RU Index	Power Density (dBm)			Duty cycle Factor (dB)	Antenna Gain (dBi)	Result Power Density (dBm)	Limit (dBm)	Margin (dB)
			ANT0	ANT1	ANT0+ ANT1					
802.11 ax _HE40 _52T	5 965	Low	-9.84	-10.60	-7.19	0.22	3.65	-3.32	-1.00	2.32
		Mid	-9.37	-10.42	-6.85	0.22		-2.98	-1.00	1.98
		High	-9.55	-10.97	-7.19	0.22		-3.32	-1.00	2.32
	6 165	Low	-9.58	-10.60	-7.05	0.22		-3.18	-1.00	2.18
		Mid	-9.03	-10.10	-6.52	0.22		-2.65	-1.00	1.65
		High	-9.75	-10.34	-7.02	0.22		-3.15	-1.00	2.15
	6 405	Low	-10.50	-10.11	-7.29	0.22		-3.42	-1.00	2.42
		Mid	-10.20	-10.06	-7.12	0.22		-3.25	-1.00	2.25
		High	-10.53	-10.70	-7.60	0.22		-3.73	-1.00	2.73
	6 445	Low	-10.35	-9.71	-7.01	0.22		-3.14	-1.00	2.14
		Mid	-10.08	-9.68	-6.87	0.22		-3.00	-1.00	2.00
		High	-9.52	-9.75	-6.62	0.22		-2.75	-1.00	1.75
	6 485	Low	-9.68	-10.12	-6.88	0.22		-3.01	-1.00	2.01
		Mid	-9.72	-10.05	-6.87	0.22		-3.00	-1.00	2.00
		High	-9.60	-10.20	-6.88	0.22		-3.01	-1.00	2.01
	6 525	Low	-10.20	-10.76	-7.46	0.22		-3.59	-1.00	2.59
		Mid	-9.81	-10.57	-7.16	0.22		-3.29	-1.00	2.29
		High	-9.95	-10.74	-7.32	0.22		-3.45	-1.00	2.45
	6 685	Low	-8.80	-11.06	-6.77	0.22		-2.90	-1.00	1.90
		Mid	-8.78	-10.49	-6.54	0.22		-2.67	-1.00	1.67
		High	-9.02	-10.73	-6.78	0.22		-2.91	-1.00	1.91
	6 845	Low	-9.95	-11.54	-7.66	0.22		-3.79	-1.00	2.79
		Mid	-9.89	-11.07	-7.43	0.22		-3.56	-1.00	2.56
		High	-10.27	-11.67	-7.90	0.22		-4.03	-1.00	3.03
	6 885	Low	-9.81	-11.41	-7.53	0.22		-3.66	-1.00	2.66
		Mid	-9.23	-10.97	-7.00	0.22		-3.13	-1.00	2.13
		High	-9.48	-11.02	-7.17	0.22		-3.30	-1.00	2.30
	7 005	Low	-10.03	-11.13	-7.53	0.22		-3.66	-1.00	2.66
		Mid	-9.40	-10.82	-7.04	0.22		-3.17	-1.00	2.17
		High	-10.03	-11.06	-7.50	0.22		-3.63	-1.00	2.63
	7 085	Low	-9.97	-11.46	-7.64	0.22		-3.77	-1.00	2.77
		Mid	-9.79	-11.06	-7.37	0.22		-3.50	-1.00	2.50
		High	-9.92	-10.76	-7.31	0.22		-3.44	-1.00	2.44
Measurement uncertainty			± 1.5 dB							

Test Mode	Frequency (MHz)	RU Index	Power Density (dBm)			Duty cycle Factor (dB)	Antenna Gain (dBi)	Result Power Density (dBm)	Limit (dBm)	Margin (dB)
			ANT0	ANT1	ANT0+ ANT1					
802.11 ax _HE40 _106T	5 965	Low	-10.46	-10.94	-7.68	0.23	3.65	-3.80	-1.00	2.80
		Mid	-10.36	-10.53	-7.43	0.23		-3.55	-1.00	2.55
		High	-10.63	-10.91	-7.76	0.23		-3.88	-1.00	2.88
	6 165	Low	-10.56	-11.01	-7.77	0.23		-3.89	-1.00	2.89
		Mid	-10.64	-10.68	-7.65	0.23		-3.77	-1.00	2.77
		High	-10.66	-10.60	-7.62	0.23		-3.74	-1.00	2.74
	6 405	Low	-11.21	-11.14	-8.16	0.23		-4.28	-1.00	3.28
		Mid	-10.91	-10.94	-7.91	0.23		-4.03	-1.00	3.03
		High	-10.84	-11.01	-7.91	0.23		-4.03	-1.00	3.03
	6 445	Low	-10.14	-10.13	-7.12	0.23		-3.24	-1.00	2.24
		Mid	-9.71	-9.92	-6.80	0.23		-2.92	-1.00	1.92
		High	-9.74	-9.75	-6.73	0.23		-2.85	-1.00	1.85
	6 485	Low	-9.85	-10.15	-6.99	0.23		-3.11	-1.00	2.11
		Mid	-10.06	-10.29	-7.16	0.23		-3.28	-1.00	2.28
		High	-9.98	-10.30	-7.13	0.23		-3.25	-1.00	2.25
	6 525	Low	-10.27	-10.73	-7.48	0.23		-3.60	-1.00	2.60
		Mid	-10.15	-10.73	-7.42	0.23		-3.54	-1.00	2.54
		High	-10.53	-10.81	-7.66	0.23		-3.78	-1.00	2.78
	6 685	Low	-9.91	-10.71	-7.28	0.23		-3.40	-1.00	2.40
		Mid	-9.54	-10.41	-6.94	0.23		-3.06	-1.00	2.06
		High	-9.71	-10.64	-7.14	0.23		-3.26	-1.00	2.26
	6 845	Low	-9.92	-10.93	-7.39	0.23		-3.51	-1.00	2.51
		Mid	-10.04	-10.94	-7.46	0.23		-3.58	-1.00	2.58
		High	-10.39	-10.99	-7.67	0.23		-3.79	-1.00	2.79
	6 885	Low	-9.96	-10.90	-7.39	0.23		-3.51	-1.00	2.51
		Mid	-9.72	-10.47	-7.07	0.23		-3.19	-1.00	2.19
		High	-10.43	-11.29	-7.83	0.23		-3.95	-1.00	2.95
	7 005	Low	-10.04	-10.35	-7.18	0.23		-3.30	-1.00	2.30
		Mid	-10.03	-10.09	-7.05	0.23		-3.17	-1.00	2.17
		High	-10.30	-10.21	-7.24	0.23		-3.36	-1.00	2.36
	7 085	Low	-10.31	-10.53	-7.41	0.23		-3.53	-1.00	2.53
		Mid	-10.05	-10.28	-7.15	0.23		-3.27	-1.00	2.27
		High	-10.47	-10.37	-7.41	0.23		-3.53	-1.00	2.53
Measurement uncertainty			± 1.5 dB							

Test Mode	Frequency (MHz)	RU Index	Power Density (dBm)			Duty cycle Factor (dB)	Antenna Gain (dBi)	Result Power Density (dBm)	Limit (dBm)	Margin (dB)
			ANT0	ANT1	ANT0+ ANT1					
802.11 ax _HE40 _242T	5 965	Low	-10.27	-10.61	-7.43	0.26	3.65	-3.52	-1.00	2.52
		Mid	-					-		
		High	-10.25	-10.52	-7.37	0.26		-3.46	-1.00	2.46
	6 165	Low	-10.40	-10.42	-7.40	0.26		-3.49	-1.00	2.49
		Mid	-					-		
		High	-10.38	-10.44	-7.40	0.26		-3.49	-1.00	2.49
	6 405	Low	-10.91	-10.93	-7.91	0.26		-4.00	-1.00	3.00
		Mid	-					-		
		High	-10.61	-10.78	-7.68	0.26		-3.77	-1.00	2.77
	6 445	Low	-10.59	-10.35	-7.46	0.26		-3.55	-1.00	2.55
		Mid	-					-		
		High	-10.43	-10.50	-7.45	0.26		-3.54	-1.00	2.54
	6 485	Low	-10.38	-10.79	-7.57	0.26		-3.66	-1.00	2.66
		Mid	-					-		
		High	-10.39	-10.64	-7.50	0.26		-3.59	-1.00	2.59
	6 525	Low	-10.07	-10.80	-7.41	0.26		-3.50	-1.00	2.50
		Mid	-					-		
		High	-10.41	-11.00	-7.68	0.26		-3.77	-1.00	2.77
	6 685	Low	-9.51	-10.61	-7.01	0.26		-3.10	-1.00	2.10
		Mid	-					-		
		High	-9.77	-10.72	-7.21	0.26		-3.30	-1.00	2.30
	6 845	Low	-9.99	-10.73	-7.33	0.26		-3.42	-1.00	2.42
		Mid	-					-		
		High	-10.28	-10.87	-7.55	0.26		-3.64	-1.00	2.64
	6 885	Low	-12.61	-11.36	-8.93	0.26		-5.02	-1.00	4.02
		Mid	-					-		
		High	-10.41	-11.04	-7.70	0.26		-3.79	-1.00	2.79
	7 005	Low	-10.70	-10.72	-7.70	0.26		-3.79	-1.00	2.79
		Mid	-					-		
		High	-10.63	-10.72	-7.66	0.26		-3.75	-1.00	2.75
	7 085	Low	-10.73	-11.07	-7.89	0.26		-3.98	-1.00	2.98
		Mid	-					-		
		High	-10.82	-10.87	-7.83	0.26		-3.92	-1.00	2.92
Measurement uncertainty			± 1.5 dB							

Test Mode	Frequency (MHz)	Power Density (dBm)			Duty cycle Factor (dB)	Antenna Gain (dBi)	Result Power Density (dBm)	Limit (dBm)	Margin (dB)
		ANT0	ANT1	ANT0+ ANT1					
802.11 ax _HE40 _484T	5 965	-11.04	-9.93	-7.44	0.27	3.65	-3.52	-1.00	2.52
	6 165	-12.84	-9.03	-7.52	0.27		-3.60	-1.00	2.60
	6 405	-11.94	-11.11	-8.49	0.27		-4.57	-1.00	3.57
	6 445	-11.10	-10.46	-7.76	0.27		-3.84	-1.00	2.84
	6 485	-11.29	-10.43	-7.83	0.27		-3.91	-1.00	2.91
	6 525	-11.07	-11.17	-8.11	0.27		-4.19	-1.00	3.19
	6 685	-11.44	-9.25	-7.20	0.27		-3.28	-1.00	2.28
	6 845	-11.18	-8.93	-6.90	0.27		-2.98	-1.00	1.98
	6 885	-11.10	-9.12	-6.99	0.27		-3.07	-1.00	2.07
	7 005	-11.04	-9.34	-7.10	0.27		-3.18	-1.00	2.18
	7 085	-12.51	-10.80	-8.56	0.27		-4.64	-1.00	3.64
Measurement uncertainty		± 1.5 dB							

Test Mode	Frequency (MHz)	RU Index	Power Density (dBm)			Duty cycle Factor (dB)	Antenna Gain (dBi)	Result Power Density (dBm)	Limit (dBm)	Margin (dB)
			ANT0	ANT1	ANT0+ ANT1					
802.11 ax _HE80 _26T	5 985	Low	-8.67	-9.49	-6.05	0.21	3.65	-2.19	-1.00	1.19
		Mid	-8.16	-9.18	-5.63	0.21		-1.77	-1.00	0.77
		High	-7.95	-9.43	-5.62	0.21		-1.76	-1.00	0.76
	6 145	Low	-8.29	-9.43	-5.81	0.21		-1.95	-1.00	0.95
		Mid	-8.52	-9.77	-6.09	0.21		-2.23	-1.00	1.23
		High	-8.36	-9.76	-5.99	0.21		-2.13	-1.00	1.13
	6 385	Low	-8.68	-8.97	-5.81	0.21		-1.95	-1.00	0.95
		Mid	-8.82	-9.22	-6.01	0.21		-2.15	-1.00	1.15
		High	-9.21	-9.13	-6.16	0.21		-2.30	-1.00	1.30
	6 465	Low	-9.19	-8.48	-5.81	0.21		-1.95	-1.00	0.95
		Mid	-8.71	-8.70	-5.69	0.21		-1.83	-1.00	0.83
		High	-8.58	-8.69	-5.62	0.21		-1.76	-1.00	0.76
	6 545	Low	-8.54	-9.14	-5.82	0.21		-1.96	-1.00	0.96
		Mid	-8.64	-8.92	-5.77	0.21		-1.91	-1.00	0.91
		High	-8.43	-9.26	-5.81	0.21		-1.95	-1.00	0.95
	6 705	Low	-7.28	-9.25	-5.14	0.21		-1.28	-1.00	0.28
		Mid	-7.94	-9.52	-5.65	0.21		-1.79	-1.00	0.79
		High	-7.17	-9.46	-5.16	0.21		-1.30	-1.00	0.30
	6 865	Low	-8.53	-9.76	-6.09	0.21		-2.23	-1.00	1.23
		Mid	-8.76	-10.69	-6.61	0.21		-2.75	-1.00	1.75
		High	-9.17	-10.64	-6.83	0.21		-2.97	-1.00	1.97
	6 945	Low	-7.85	-9.28	-5.50	0.21		-1.64	-1.00	0.64
		Mid	-9.27	-7.99	-5.57	0.21		-1.71	-1.00	0.71
		High	-8.20	-10.09	-6.03	0.21		-2.17	-1.00	1.17
	7 025	Low	-8.32	-9.52	-5.87	0.21		-2.01	-1.00	1.01
		Mid	-8.39	-9.88	-6.06	0.21		-2.20	-1.00	1.20
		High	-8.06	-9.82	-5.84	0.21		-1.98	-1.00	0.98
Measurement uncertainty			± 1.5 dB							

Test Mode	Frequency (MHz)	RU Index	Power Density (dBm)			Duty cycle Factor (dB)	Antenna Gain (dBi)	Result Power Density (dBm)	Limit (dBm)	Margin (dB)
			ANT0	ANT1	ANT0+ ANT1					
802.11 ax _HE80 _52T	5 985	Low	-9.30	-9.93	-6.59	0.22	3.65	-2.72	-1.00	1.72
		Mid	-9.32	-10.27	-6.76	0.22		-2.89	-1.00	1.89
		High	-9.05	-10.14	-6.55	0.22		-2.68	-1.00	1.68
	6 145	Low	-9.76	-10.03	-6.88	0.22		-3.01	-1.00	2.01
		Mid	-9.19	-10.40	-6.74	0.22		-2.87	-1.00	1.87
		High	-9.18	-10.44	-6.75	0.22		-2.88	-1.00	1.88
	6 385	Low	-10.52	-9.79	-7.13	0.22		-3.26	-1.00	2.26
		Mid	-10.39	-10.27	-7.32	0.22		-3.45	-1.00	2.45
		High	-10.15	-9.72	-6.92	0.22		-3.05	-1.00	2.05
	6 465	Low	-9.86	-8.83	-6.30	0.22		-2.43	-1.00	1.43
		Mid	-9.61	-9.26	-6.42	0.22		-2.55	-1.00	1.55
		High	-9.63	-8.97	-6.28	0.22		-2.41	-1.00	1.41
	6 545	Low	-9.27	-9.72	-6.48	0.22		-2.61	-1.00	1.61
		Mid	-9.31	-9.61	-6.45	0.22		-2.58	-1.00	1.58
		High	-9.76	-9.67	-6.70	0.22		-2.83	-1.00	1.83
	6 705	Low	-8.78	-9.80	-6.25	0.22		-2.38	-1.00	1.38
		Mid	-8.91	-10.20	-6.50	0.22		-2.63	-1.00	1.63
		High	-8.72	-10.20	-6.39	0.22		-2.52	-1.00	1.52
	6 865	Low	-9.74	-10.83	-7.24	0.22		-3.37	-1.00	2.37
		Mid	-9.94	-11.51	-7.64	0.22		-3.77	-1.00	2.77
		High	-9.78	-11.02	-7.35	0.22		-3.48	-1.00	2.48
	6 945	Low	-9.47	-11.11	-7.20	0.22		-3.33	-1.00	2.33
		Mid	-9.07	-11.06	-6.94	0.22		-3.07	-1.00	2.07
		High	-10.21	-11.11	-7.63	0.22		-3.76	-1.00	2.76
	7 025	Low	-9.69	-10.86	-7.23	0.22		-3.36	-1.00	2.36
		Mid	-9.98	-11.08	-7.48	0.22		-3.61	-1.00	2.61
		High	-9.71	-10.80	-7.21	0.22		-3.34	-1.00	2.34
Measurement uncertainty			± 1.5 dB							

Test Mode	Frequency (MHz)	RU Index	Power Density (dBm)			Duty cycle Factor (dB)	Antenna Gain (dBi)	Result Power Density (dBm)	Limit (dBm)	Margin (dB)
			ANT0	ANT1	ANT0+ ANT1					
802.11 ax _HE80 _106T	5 985	Low	-10.51	-11.09	-7.78	0.23	3.65	-3.90	-1.00	2.90
		Mid	-10.65	-11.11	-7.86	0.23		-3.98	-1.00	2.98
		High	-10.51	-11.08	-7.78	0.23		-3.90	-1.00	2.90
	6 145	Low	-10.68	-11.17	-7.91	0.23		-4.03	-1.00	3.03
		Mid	-10.69	-11.48	-8.06	0.23		-4.18	-1.00	3.18
		High	-11.29	-11.15	-8.21	0.23		-4.33	-1.00	3.33
	6 385	Low	-11.46	-11.41	-8.42	0.23		-4.54	-1.00	3.54
		Mid	-11.25	-11.47	-8.35	0.23		-4.47	-1.00	3.47
		High	-11.51	-11.60	-8.54	0.23		-4.66	-1.00	3.66
	6 465	Low	-10.08	-10.27	-7.16	0.23		-3.28	-1.00	2.28
		Mid	-9.88	-10.51	-7.17	0.23		-3.29	-1.00	2.29
		High	-10.07	-10.37	-7.21	0.23		-3.33	-1.00	2.33
	6 545	Low	-9.89	-10.77	-7.30	0.23		-3.42	-1.00	2.42
		Mid	-10.26	-10.71	-7.47	0.23		-3.59	-1.00	2.59
		High	-10.19	-10.94	-7.54	0.23		-3.66	-1.00	2.66
	6 705	Low	-9.63	-10.64	-7.10	0.23		-3.22	-1.00	2.22
		Mid	-9.93	-10.91	-7.38	0.23		-3.50	-1.00	2.50
		High	-9.55	-10.84	-7.14	0.23		-3.26	-1.00	2.26
	6 865	Low	-10.23	-11.19	-7.67	0.23		-3.79	-1.00	2.79
		Mid	-10.49	-11.94	-8.14	0.23		-4.26	-1.00	3.26
		High	-10.25	-11.59	-7.86	0.23		-3.98	-1.00	2.98
	6 945	Low	-10.15	-11.04	-7.56	0.23		-3.68	-1.00	2.68
		Mid	-10.11	-11.31	-7.66	0.23		-3.78	-1.00	2.78
		High	-10.36	-11.60	-7.93	0.23		-4.05	-1.00	3.05
	7 025	Low	-10.07	-11.19	-7.58	0.23		-3.70	-1.00	2.70
		Mid	-10.45	-11.09	-7.75	0.23		-3.87	-1.00	2.87
		High	-10.14	-11.12	-7.59	0.23		-3.71	-1.00	2.71
Measurement uncertainty			± 1.5 dB							

Test Mode	Frequency (MHz)	RU Index	Power Density (dBm)			Duty cycle Factor (dB)	Antenna Gain (dBi)	Result Power Density (dBm)	Limit (dBm)	Margin (dB)
			ANT0	ANT1	ANT0+ ANT1					
802.11 ax _HE80 _242T	5 985	Low	-10.08	-10.89	-7.46	0.27	3.65	-3.54	-1.00	2.54
		Mid	-10.41	-10.88	-7.63	0.27		-3.71	-1.00	2.71
		High	-10.23	-10.83	-7.51	0.27		-3.59	-1.00	2.59
	6 145	Low	-10.52	-11.14	-7.81	0.27		-3.89	-1.00	2.89
		Mid	-10.52	-11.02	-7.75	0.27		-3.83	-1.00	2.83
		High	-10.45	-11.03	-7.72	0.27		-3.80	-1.00	2.80
	6 385	Low	-11.20	-11.59	-8.38	0.27		-4.46	-1.00	3.46
		Mid	-11.22	-11.54	-8.37	0.27		-4.45	-1.00	3.45
		High	-10.97	-11.29	-8.12	0.27		-4.20	-1.00	3.20
	6 465	Low	-10.89	-10.94	-7.90	0.27		-3.98	-1.00	2.98
		Mid	-10.60	-11.03	-7.80	0.27		-3.88	-1.00	2.88
		High	-10.59	-10.88	-7.72	0.27		-3.80	-1.00	2.80
	6 545	Low	-10.22	-10.60	-7.40	0.27		-3.48	-1.00	2.48
		Mid	-9.80	-10.53	-7.14	0.27		-3.22	-1.00	2.22
		High	-10.13	-10.51	-7.31	0.27		-3.39	-1.00	2.39
	6 705	Low	-9.72	-10.61	-7.13	0.27		-3.21	-1.00	2.21
		Mid	-9.78	-10.52	-7.12	0.27		-3.20	-1.00	2.20
		High	-9.62	-10.74	-7.13	0.27		-3.21	-1.00	2.21
	6 865	Low	-10.24	-11.38	-7.76	0.27		-3.84	-1.00	2.84
		Mid	-10.56	-11.99	-8.21	0.27		-4.29	-1.00	3.29
		High	-10.49	-11.57	-7.99	0.27		-4.07	-1.00	3.07
	6 945	Low	-10.42	-11.73	-8.02	0.27		-4.10	-1.00	3.10
		Mid	-10.67	-11.87	-8.22	0.27		-4.30	-1.00	3.30
		High	-10.70	-11.33	-7.99	0.27		-4.07	-1.00	3.07
	7 025	Low	-10.77	-11.49	-8.10	0.27		-4.18	-1.00	3.18
		Mid	-11.04	-11.72	-8.36	0.27		-4.44	-1.00	3.44
		High	-10.78	-11.32	-8.03	0.27		-4.11	-1.00	3.11
Measurement uncertainty			± 1.5 dB							

Test Mode	Frequency (MHz)	RU Index	Power Density (dBm)			Duty cycle Factor (dB)	Antenna Gain (dBi)	Result Power Density (dBm)	Limit (dBm)	Margin (dB)
			ANT0	ANT1	ANT0+ ANT1					
802.11 ax _HE80 _484T	5 985	Low	-10.10	-10.77	-7.41	0.28	3.65	-3.48	-1.00	2.48
		Mid	-					-		
		High	-10.35	-10.67	-7.50	0.28		-3.57	-1.00	2.57
	6 145	Low	-10.33	-11.09	-7.68	0.28		-3.75	-1.00	2.75
		Mid	-					-		
		High	-10.21	-10.85	-7.51	0.28		-3.58	-1.00	2.58
	6 385	Low	-11.29	-11.46	-8.36	0.28		-4.43	-1.00	3.43
		Mid	-					-		
		High	-11.00	-11.43	-8.20	0.28		-4.27	-1.00	3.27
	6 465	Low	-10.02	-10.28	-7.14	0.28		-3.21	-1.00	2.21
		Mid	-					-		
		High	-10.10	-10.70	-7.38	0.28		-3.45	-1.00	2.45
	6 545	Low	-9.84	-10.35	-7.08	0.28		-3.15	-1.00	2.15
		Mid	-					-		
		High	-9.65	-10.42	-7.01	0.28		-3.08	-1.00	2.08
	6 705	Low	-9.27	-10.73	-6.93	0.28		-3.00	-1.00	2.00
		Mid	-					-		
		High	-8.94	-10.64	-6.70	0.28		-2.77	-1.00	1.77
	6 865	Low	-9.46	-11.12	-7.20	0.28		-3.27	-1.00	2.27
		Mid	-					-		
		High	-9.61	-11.24	-7.34	0.28		-3.41	-1.00	2.41
	6 945	Low	-10.60	-11.70	-8.10	0.28		-4.17	-1.00	3.17
		Mid	-					-		
		High	-10.70	-11.24	-7.95	0.28		-4.02	-1.00	3.02
	7 025	Low	-10.75	-11.64	-8.16	0.28		-4.23	-1.00	3.23
		Mid	-					-		
		High	-10.59	-11.43	-7.98	0.28		-4.05	-1.00	3.05
Measurement uncertainty			± 1.5 dB							

Test Mode	Frequency (MHz)	Power Density (dBm)			Duty cycle Factor (dB)	Antenna Gain (dBi)	Result Power Density (dBm)	Limit (dBm)	Margin (dB)
		ANT0	ANT1	ANT0+ ANT1					
802.11 ax _HE80 _996T	5 965	-9.63	-9.43	-6.52	0.29	3.65	-2.58	-1.00	1.58
	6 165	-11.01	-9.21	-7.01	0.29		-3.07	-1.00	2.07
	6 405	-11.07	-10.67	-7.86	0.29		-3.92	-1.00	2.92
	6 445	-10.22	-9.65	-6.92	0.29		-2.98	-1.00	1.98
	6 685	-10.01	-10.18	-7.08	0.29		-3.14	-1.00	2.14
	6 845	-10.44	-9.06	-6.69	0.29		-2.75	-1.00	1.75
	6 885	-9.85	-8.50	-6.11	0.29		-2.17	-1.00	1.17
	7 005	-10.80	-8.18	-6.29	0.29		-2.35	-1.00	1.35
	7 085	-11.62	-10.17	-7.82	0.29		-3.88	-1.00	2.88
Measurement uncertainty		± 1.5 dB							

See next pages for actual measured spectrum plots.

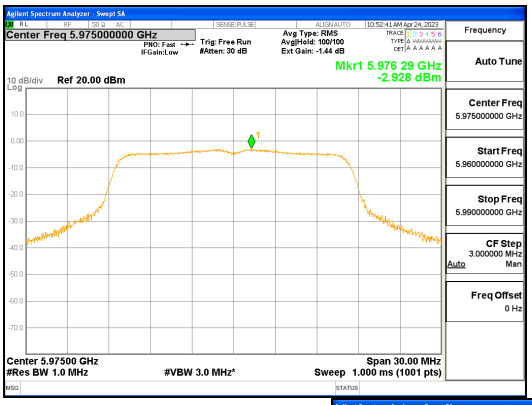

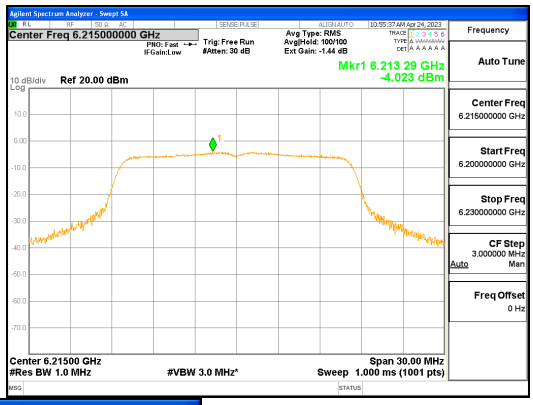

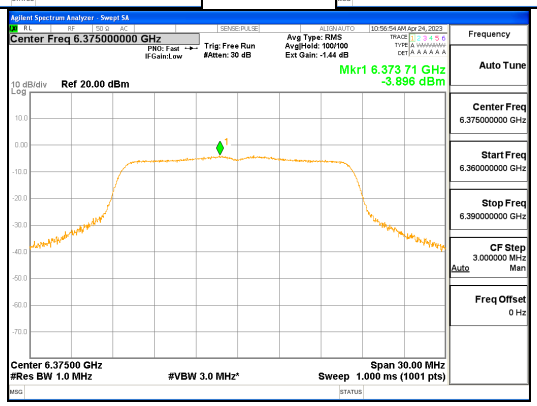

ANT0_802.11a_UNII 5

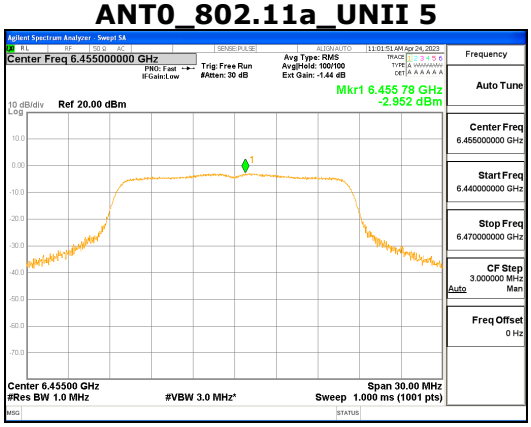

ANT0_802.11a_UNII 6

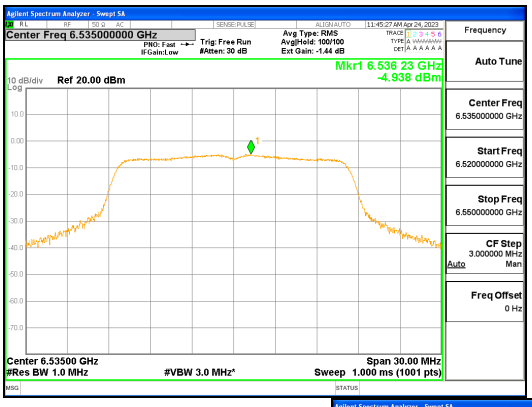

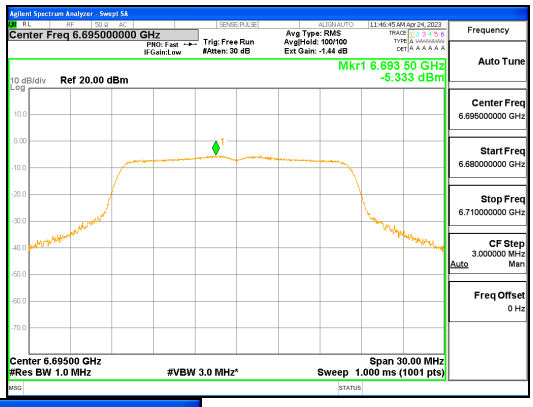

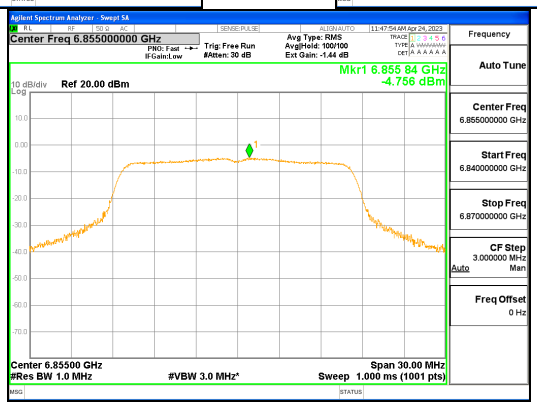

ANT0_802.11a_UNII 7

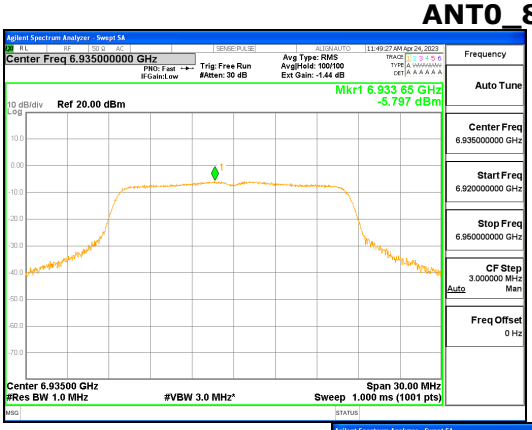

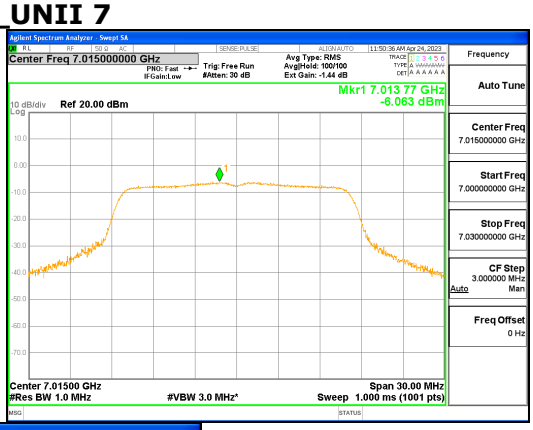

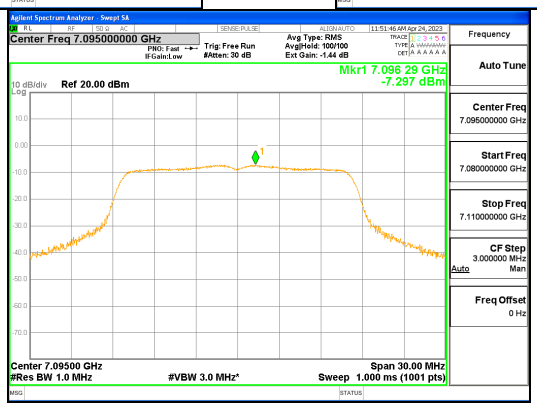

ANT0_802.11a_UNII 8

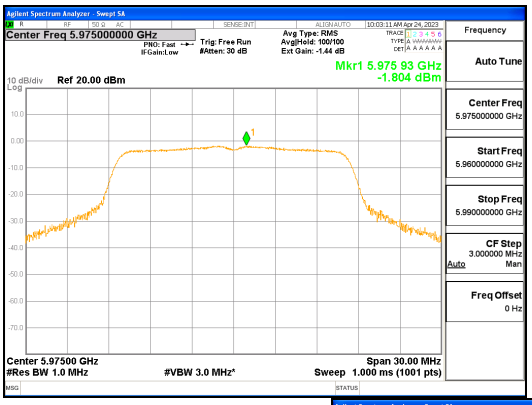

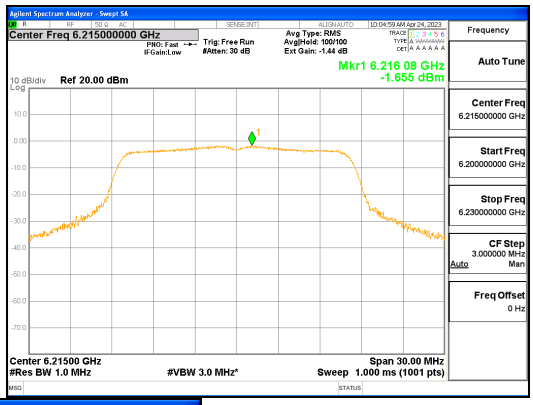

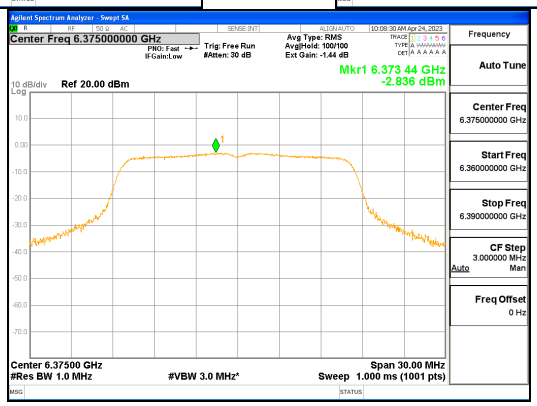

ANT1_802.11a_UNII 5

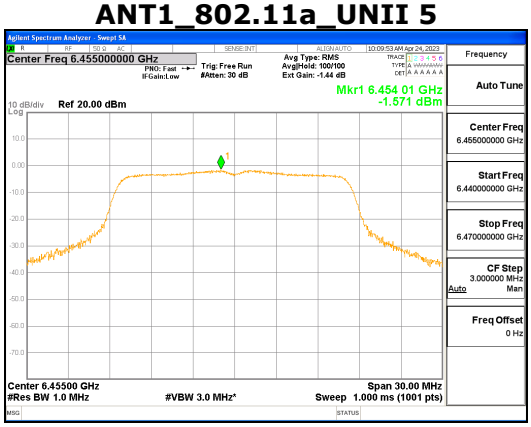

ANT1_802.11a_UNII 6

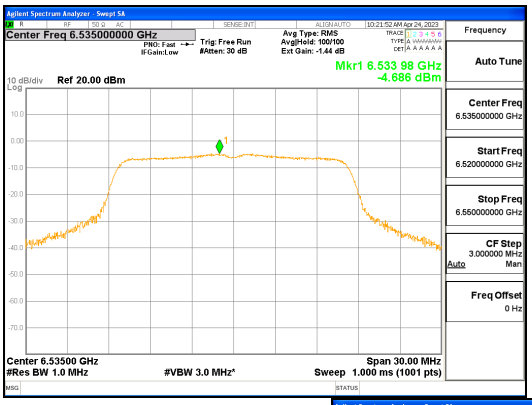

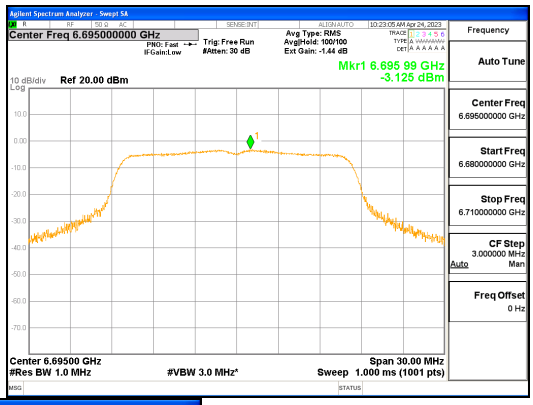

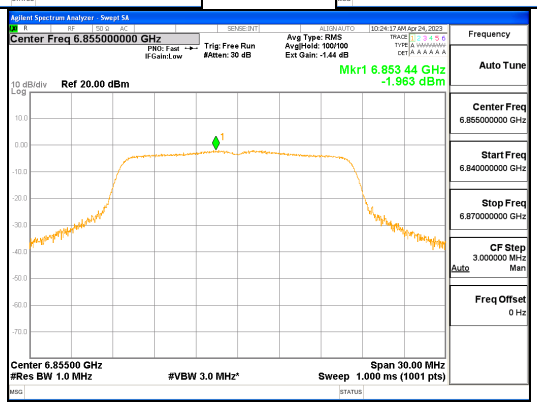

ANT1_802.11a_UNII 7

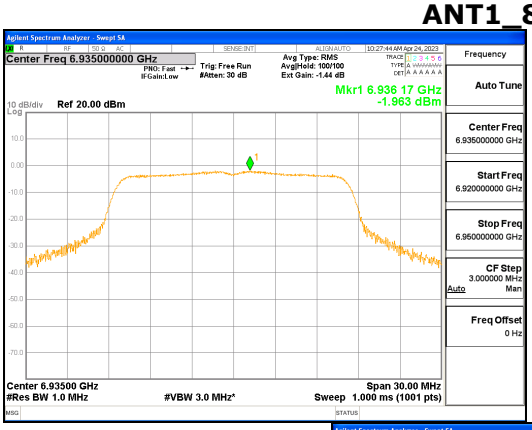

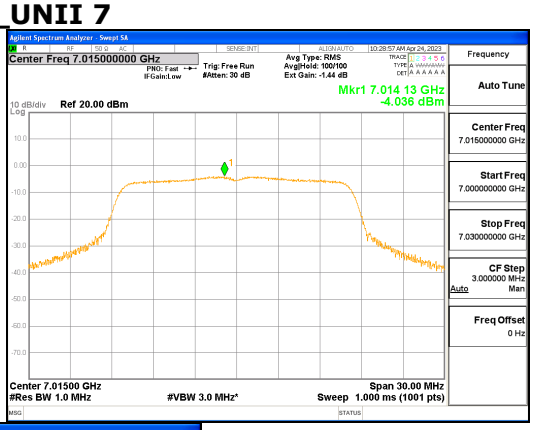

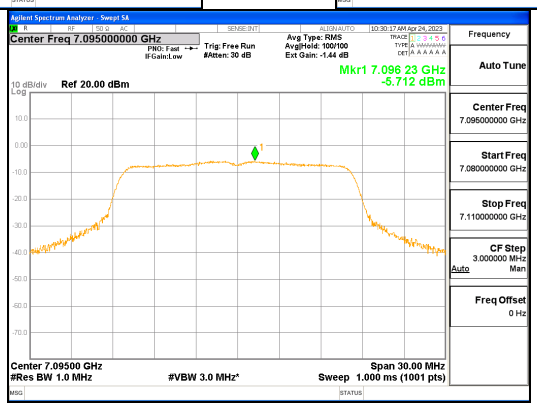

ANT1_802.11a_UNII 8

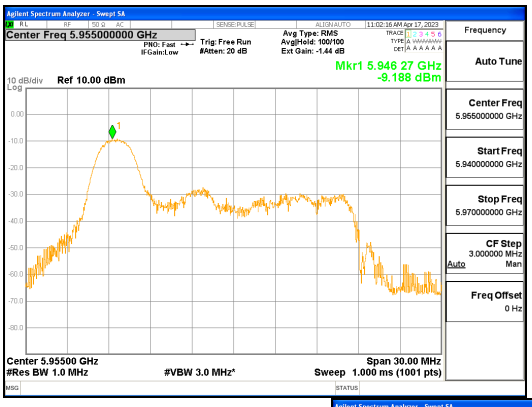

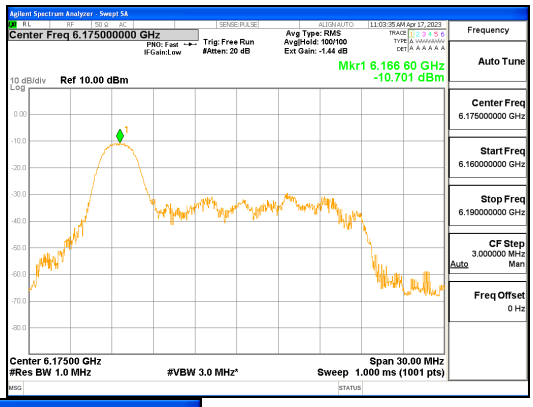

ANT0_802.11ax_HE20_26T_Low_UNII 5

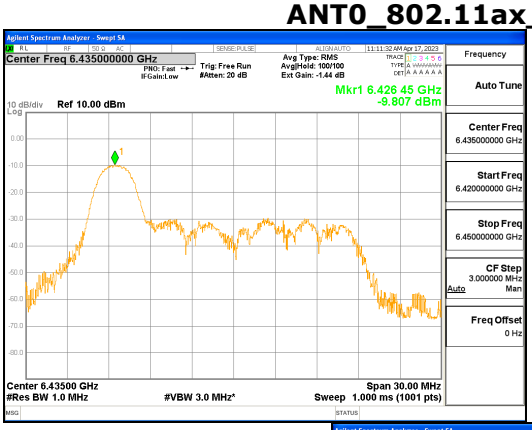

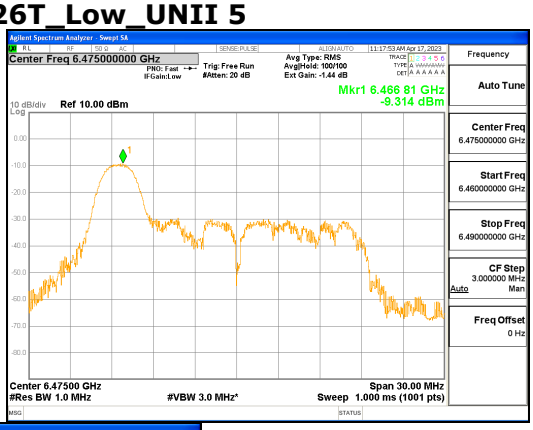

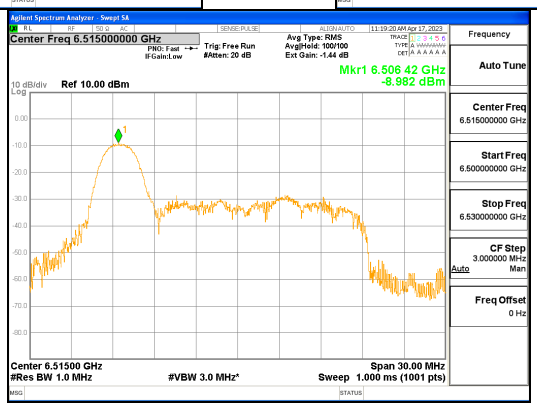

ANT0_802.11ax_HE20_26T_Low_UNII 6

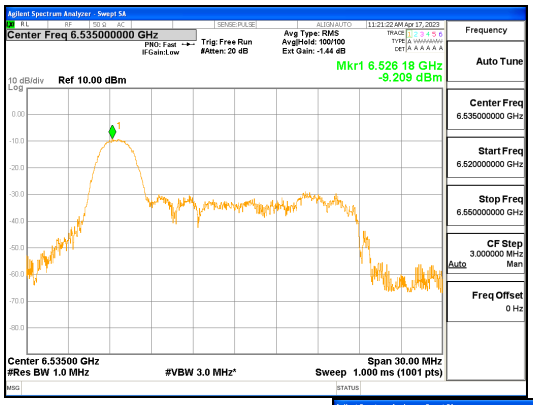

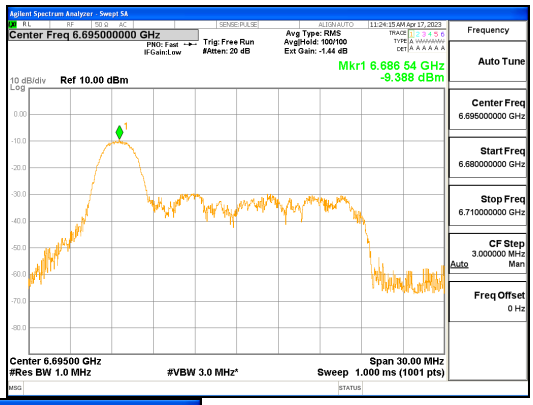

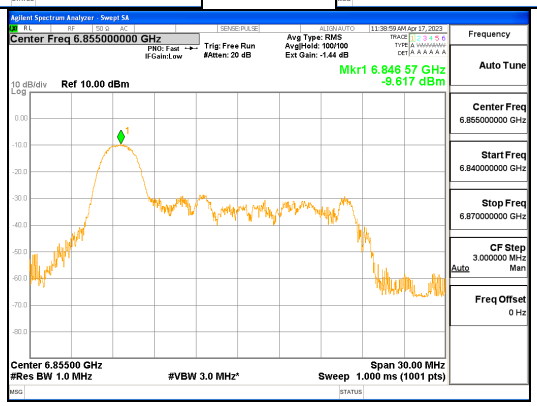

ANT0_802.11ax_HE20_26T_Low_UNII 7

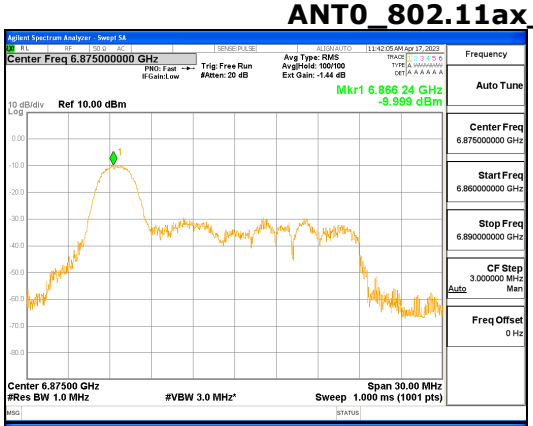

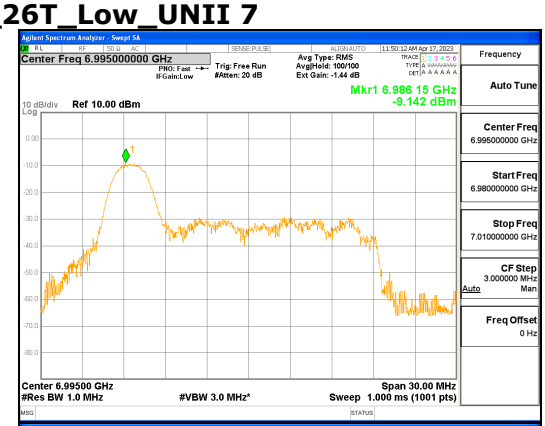

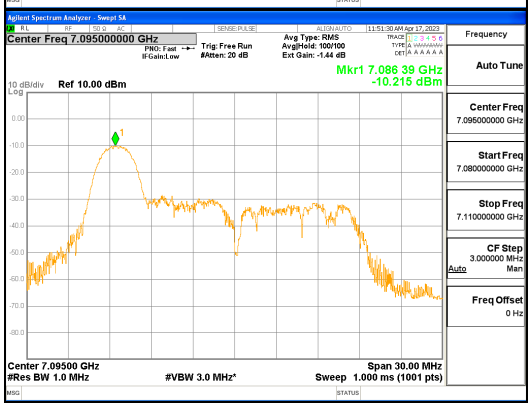

ANT0_802.11ax_HE20_26T_Low_UNII 8

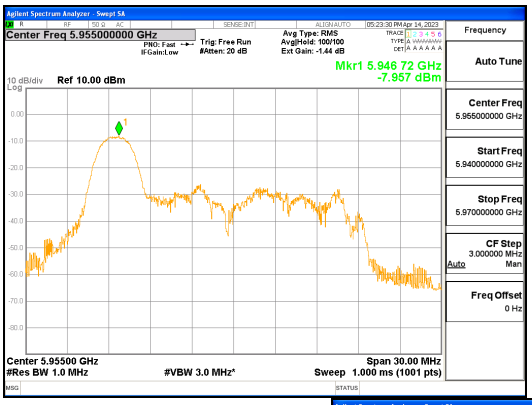

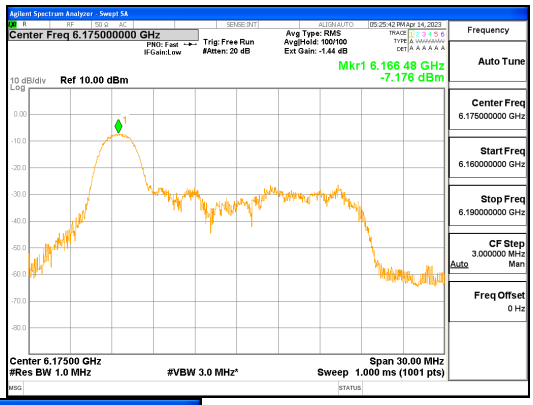

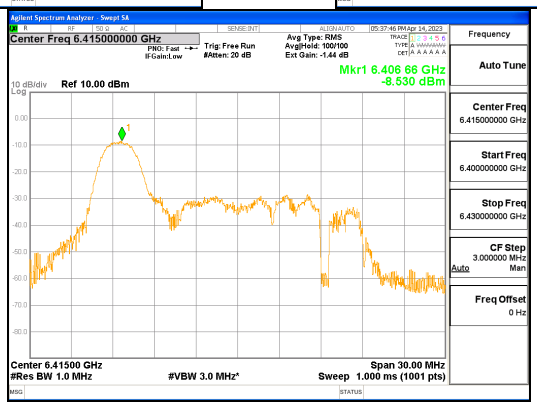

ANT1_802.11ax_HE20_26T_Low_UNII 5

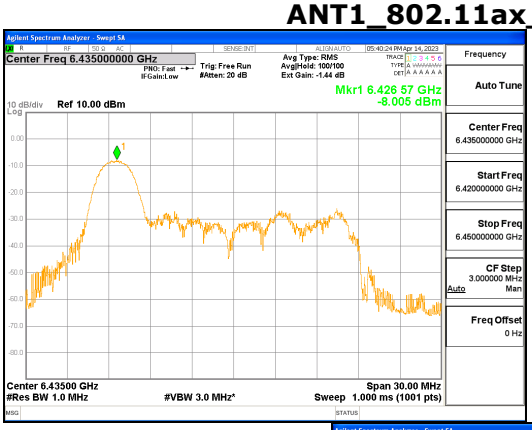

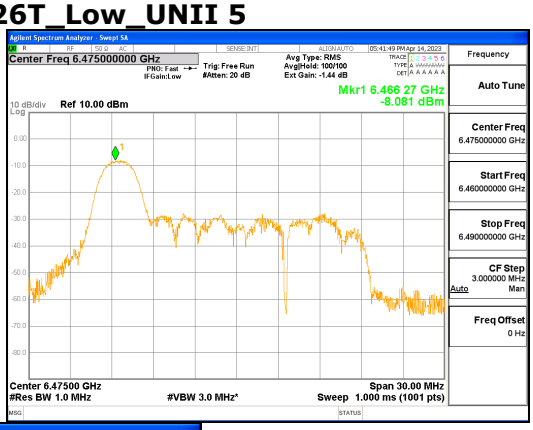

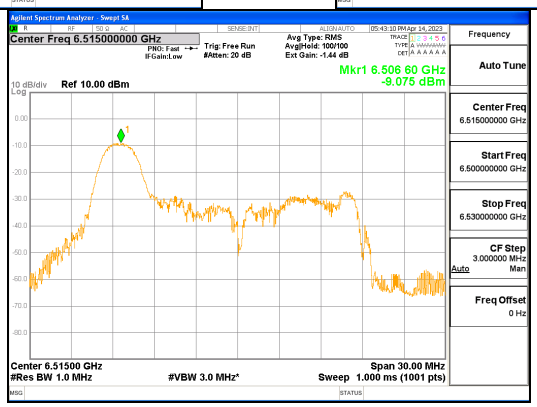

ANT1_802.11ax_HE20_26T_Low_UNII 6

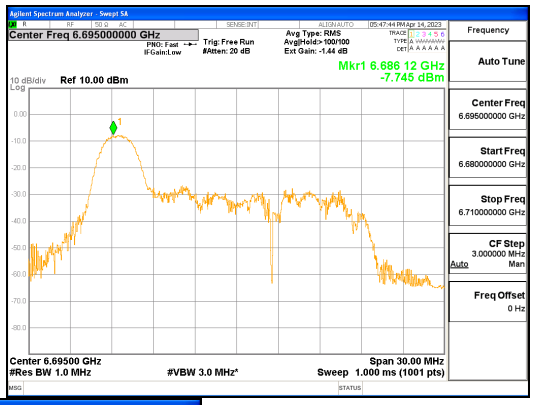

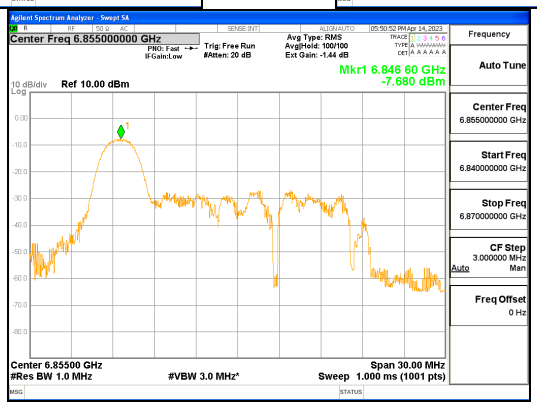

ANT1_802.11ax_HE20_26T_Low_UNII 7

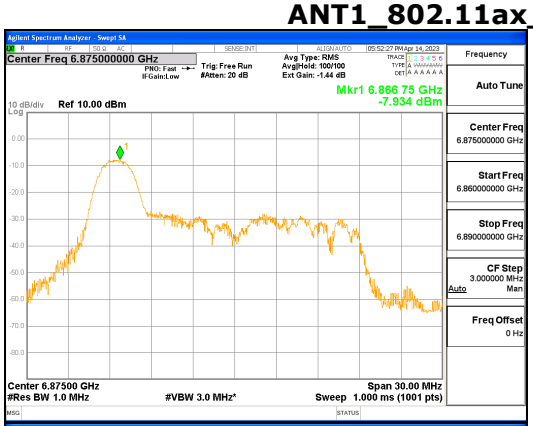

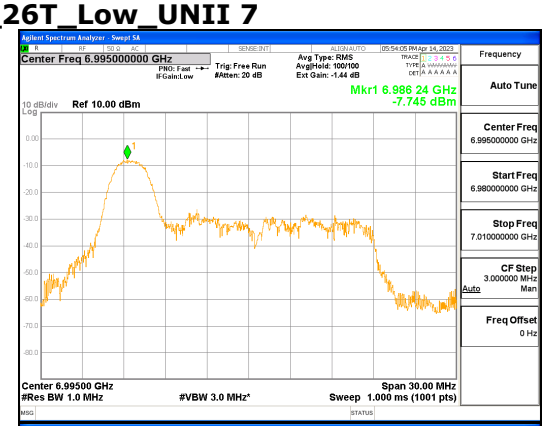

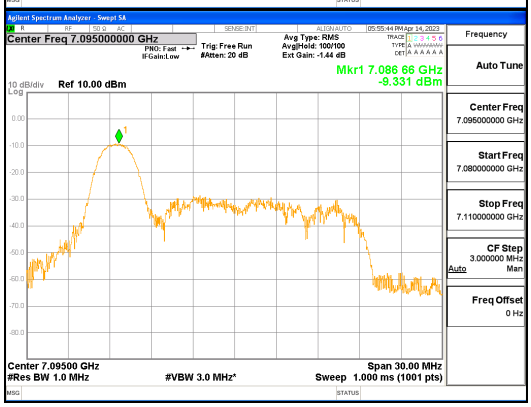

ANT1_802.11ax_HE20_26T_Low_UNII 8

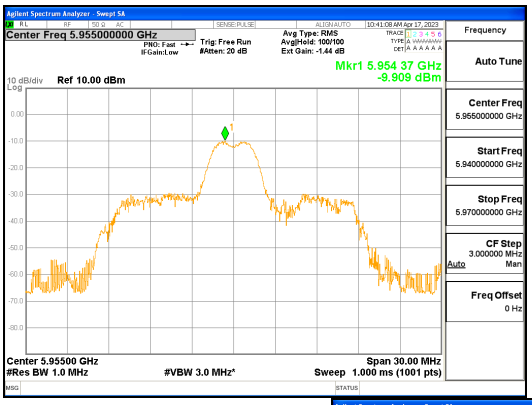

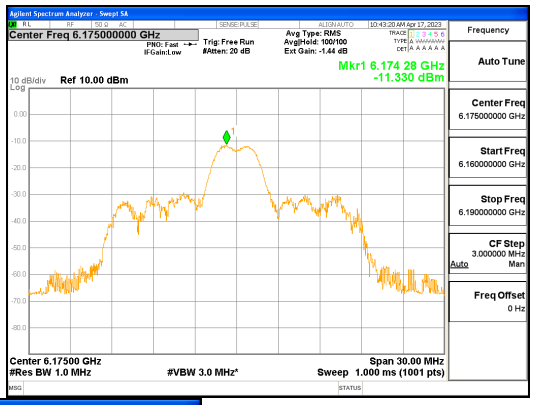

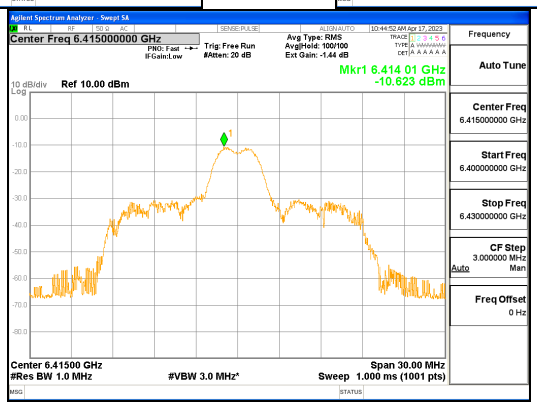

ANT0_802.11ax_HE20_26T_Mid_UNII 5

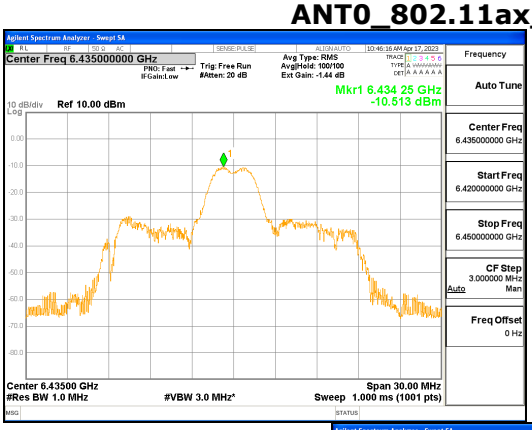

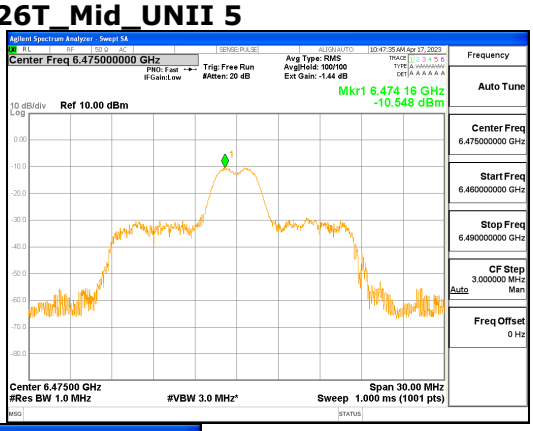

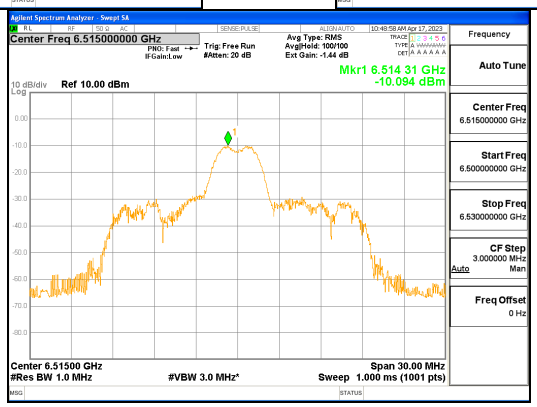

ANT0_802.11ax_HE20_26T_Mid_UNII 6

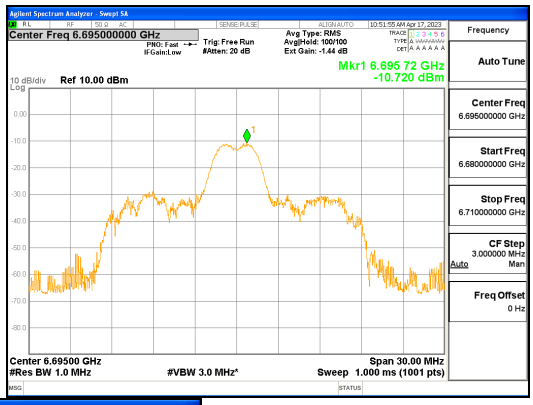

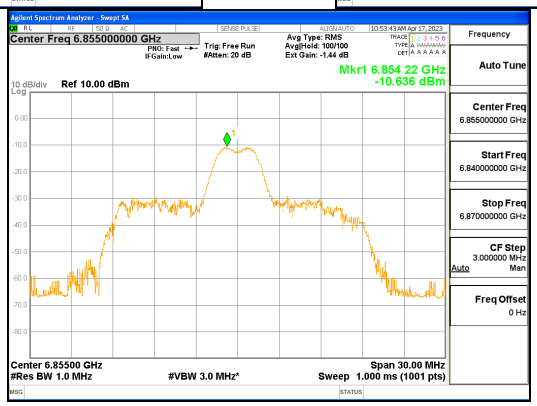

ANT0_802.11ax_HE20_26T_Mid_UNII 7

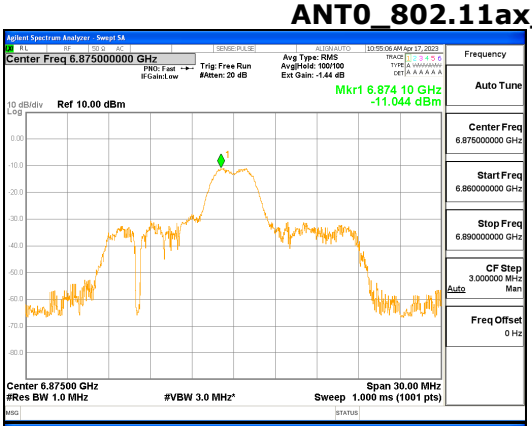

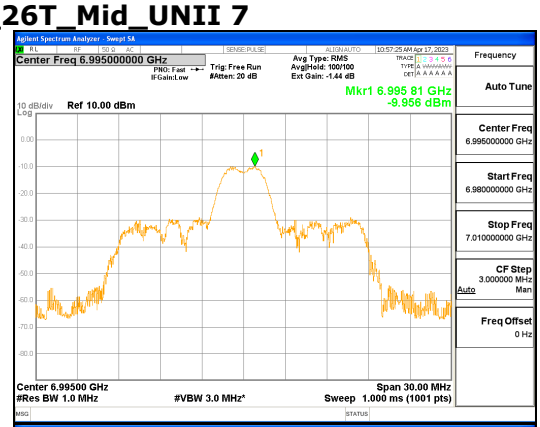

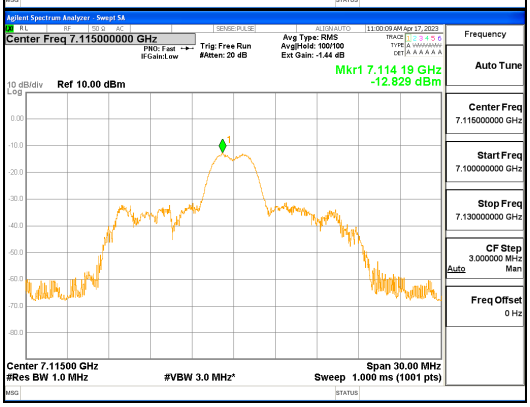

ANT0_802.11ax_HE20_26T_Mid_UNII 8

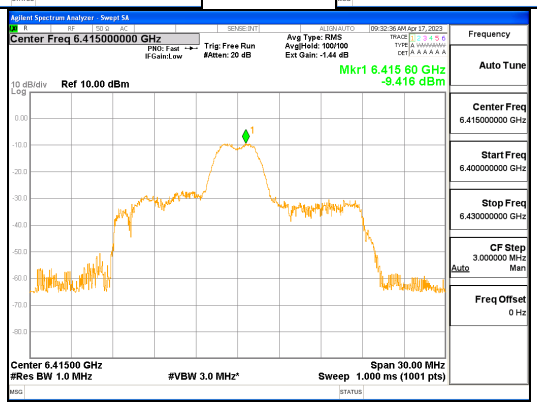

ANT1_802.11ax_HE20_26T_Mid_UNII 5

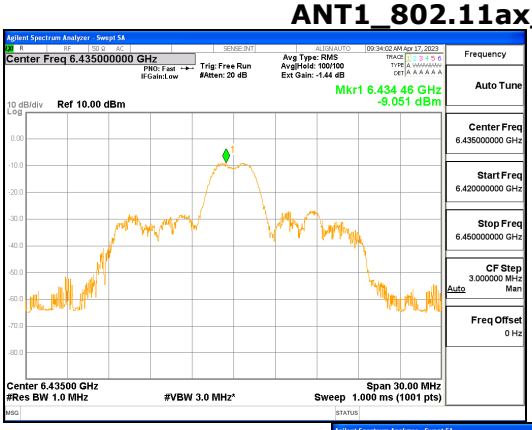

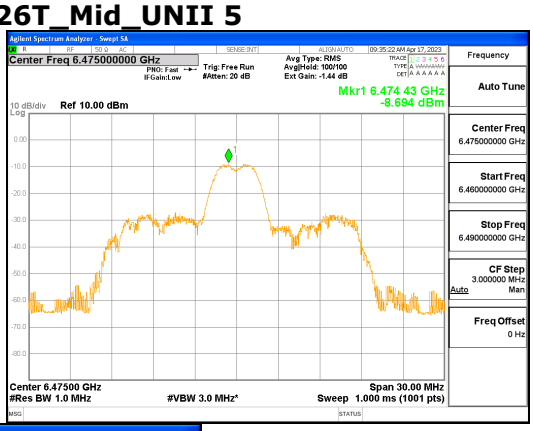

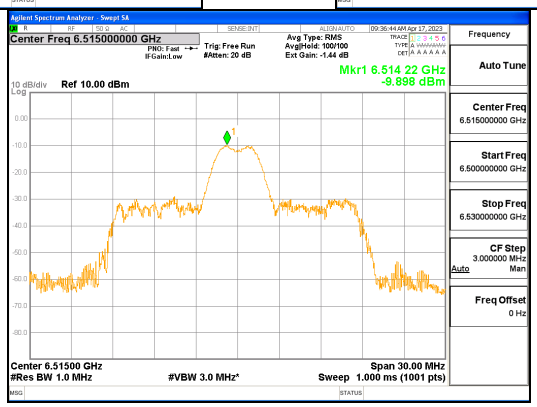

ANT1_802.11ax_HE20_26T_Mid_UNII 6

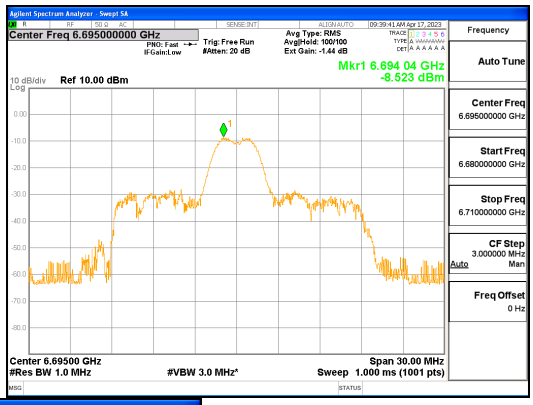

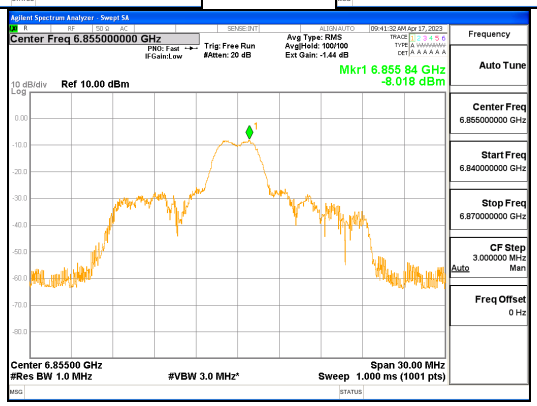

ANT1_802.11ax_HE20_26T_Mid_UNII 7

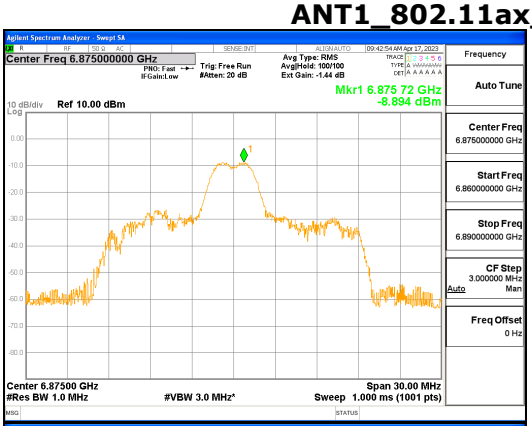

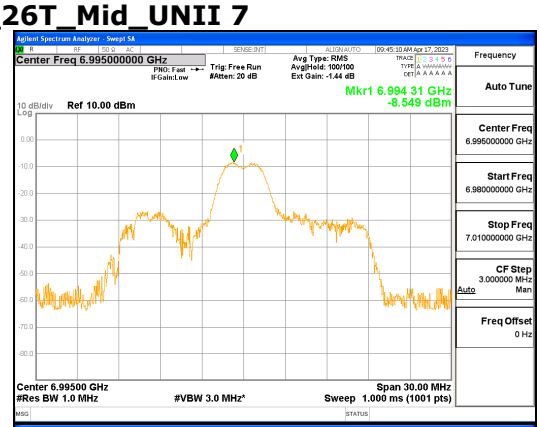

ANT1_802.11ax_HE20_26T_Mid_UNII 8

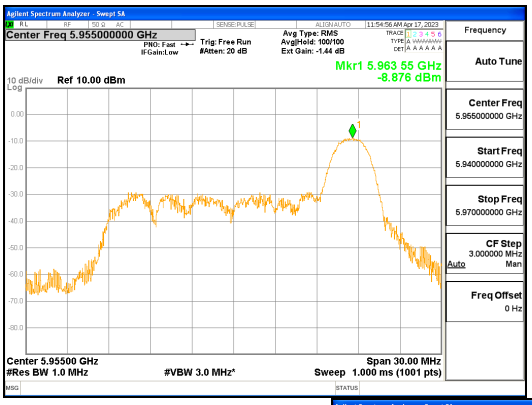

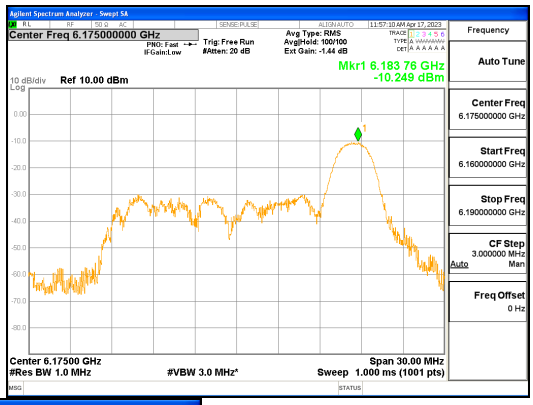

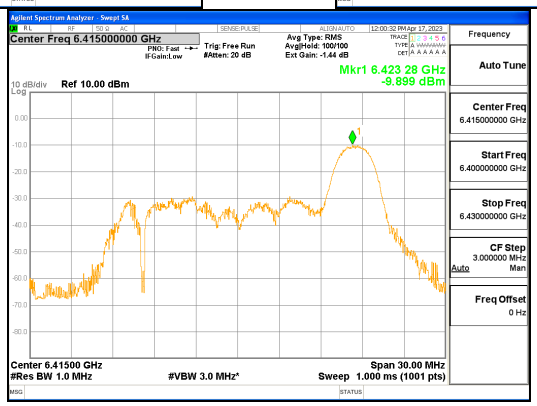

ANT0_802.11ax_HE20_26T_High_UNII 5

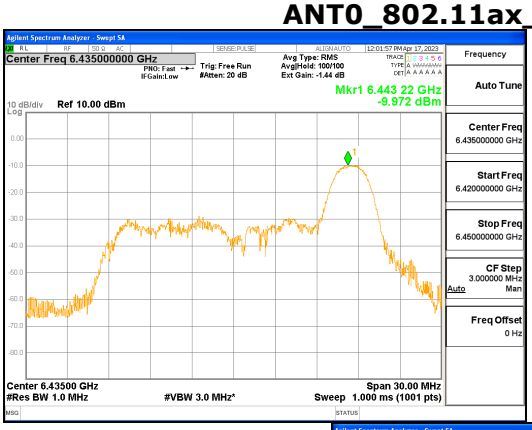

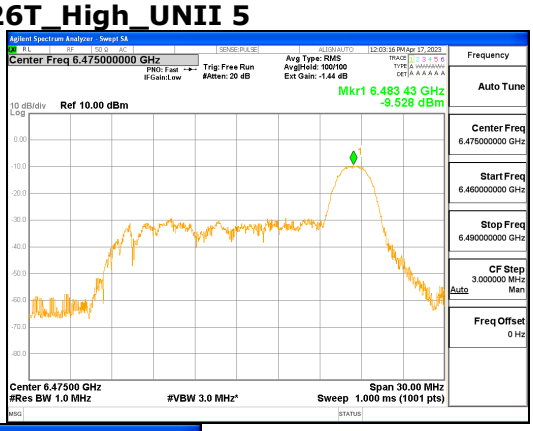

ANT0_802.11ax_HE20_26T_High_UNII 6

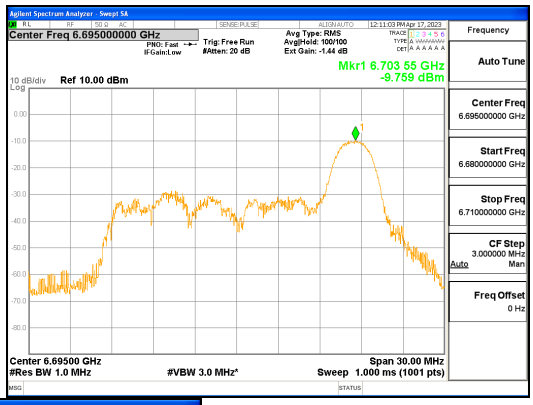

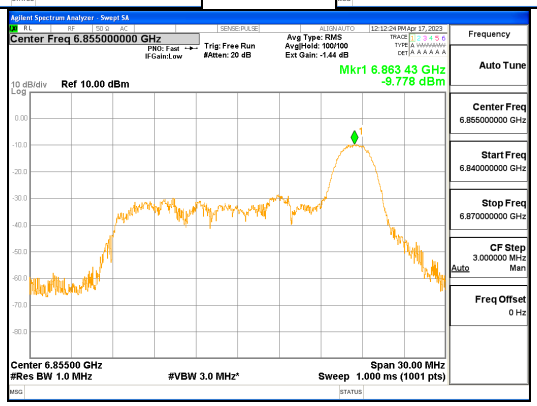

ANT0_802.11ax_HE20_26T_High_UNII 7

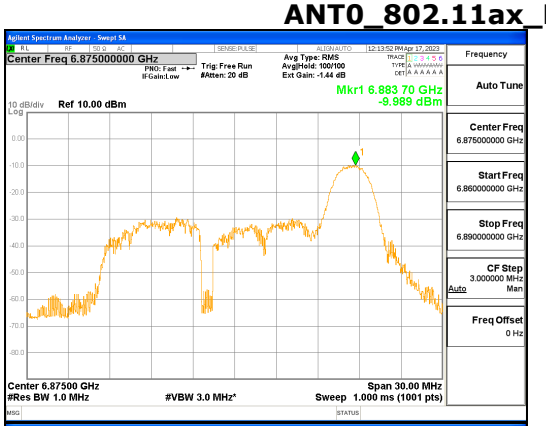

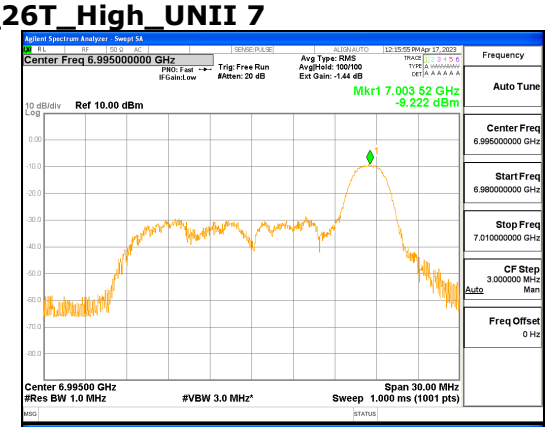

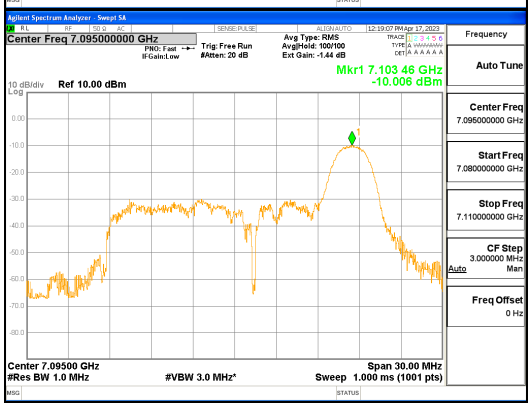

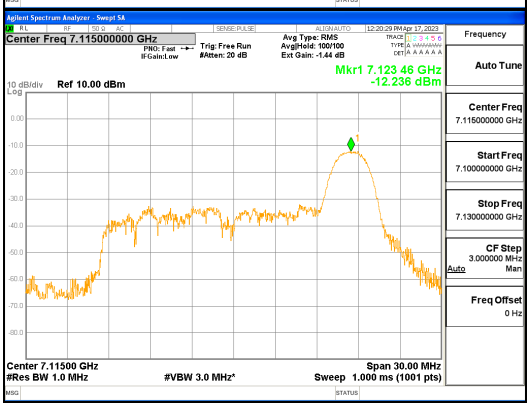

ANT0_802.11ax_HE20_26T_High_UNII 8

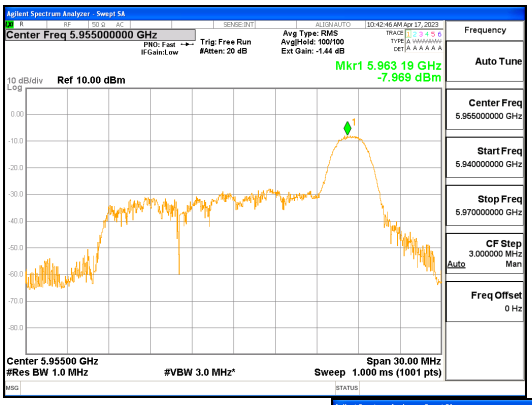

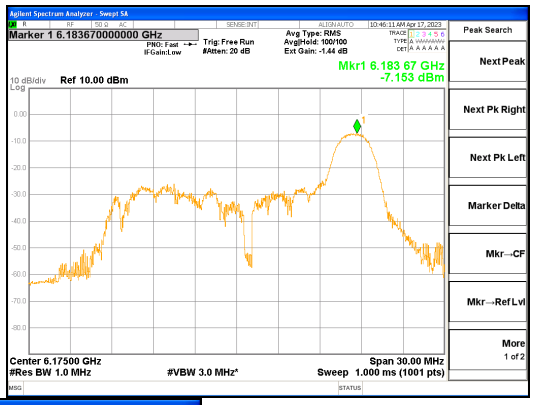

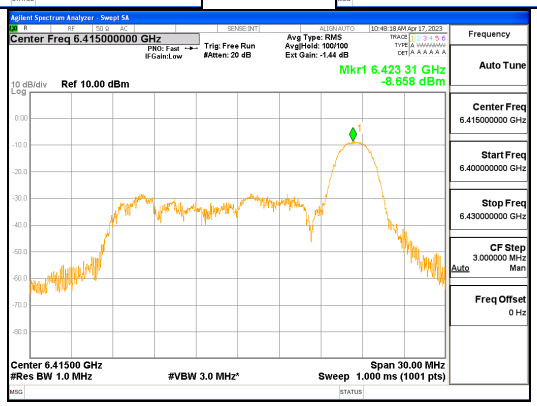

ANT1_802.11ax_HE20_26T_High_UNII 5

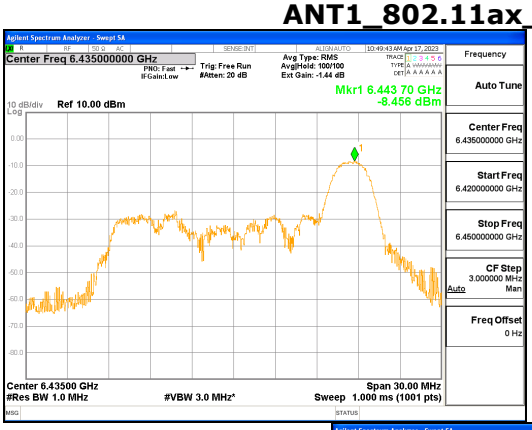

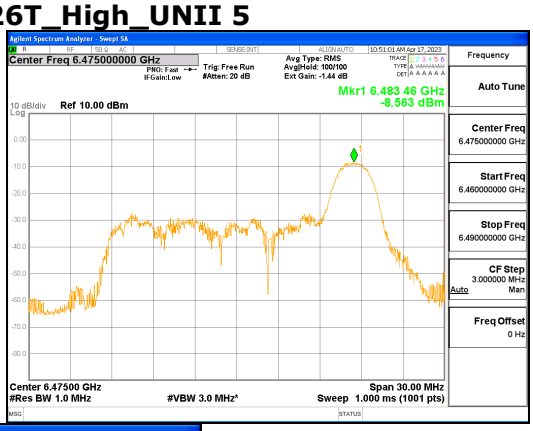

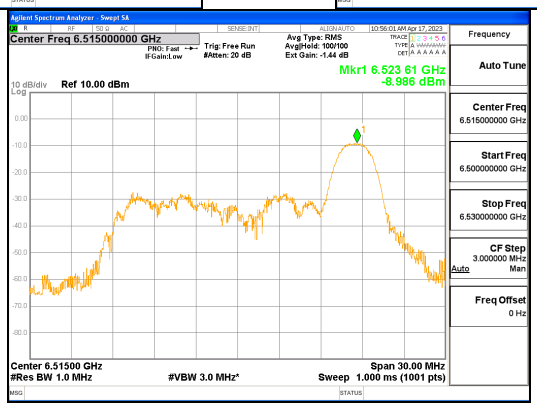

ANT1_802.11ax_HE20_26T_High_UNII 6

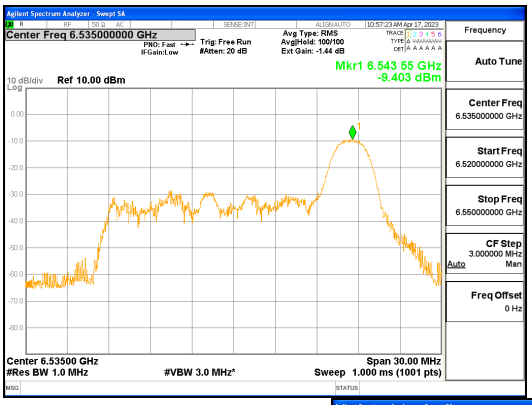

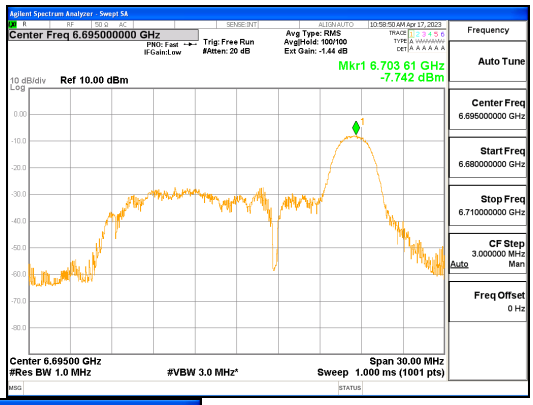

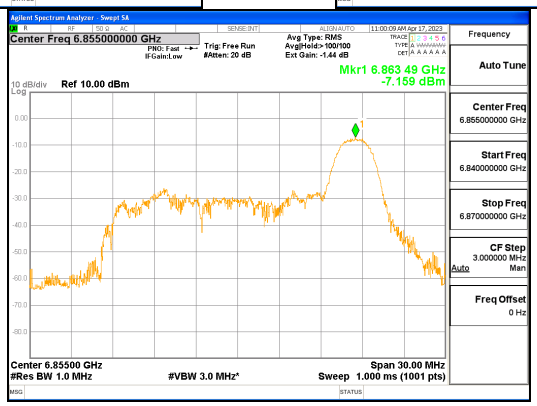

ANT1_802.11ax_HE20_26T_High_UNII 7

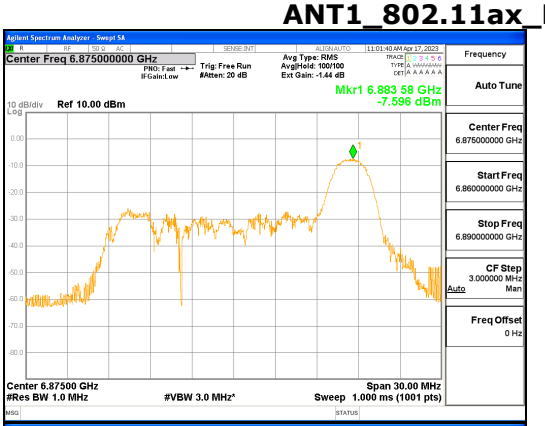

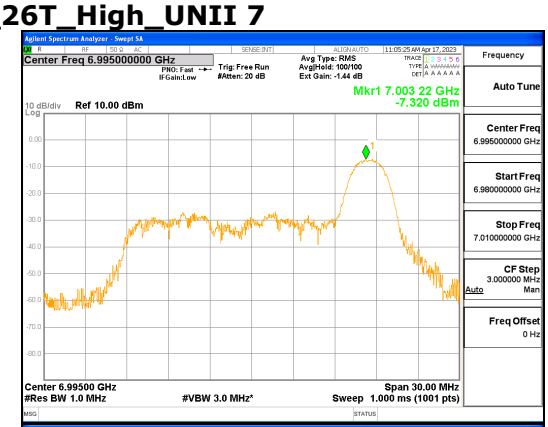

ANT1_802.11ax_HE20_26T_High_UNII 8

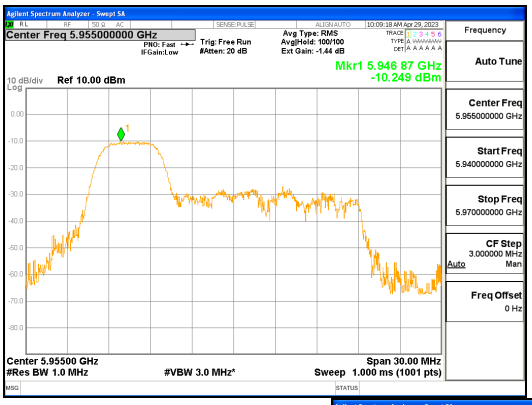

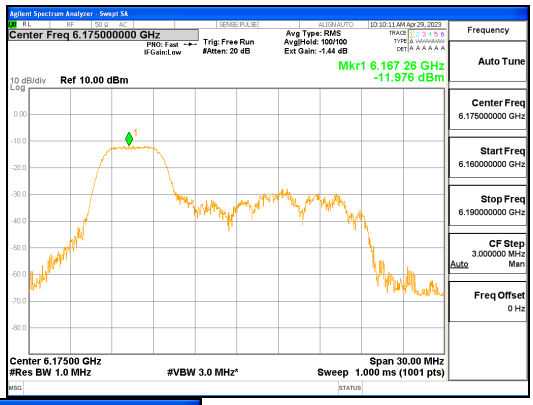

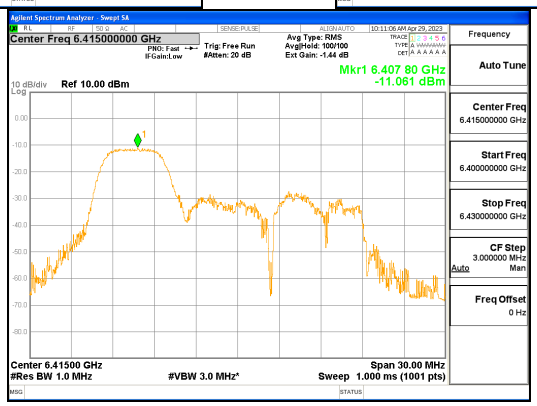

ANT0_802.11ax_HE20_52T_Low_UNII 5

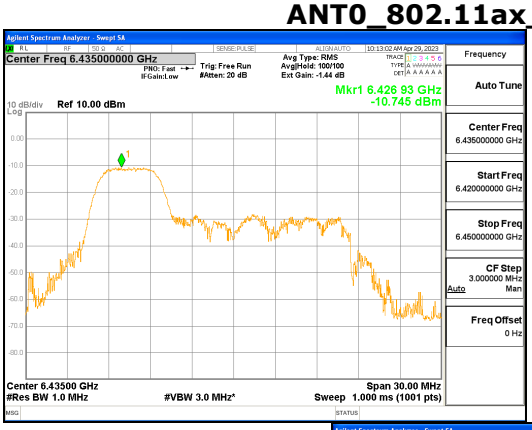

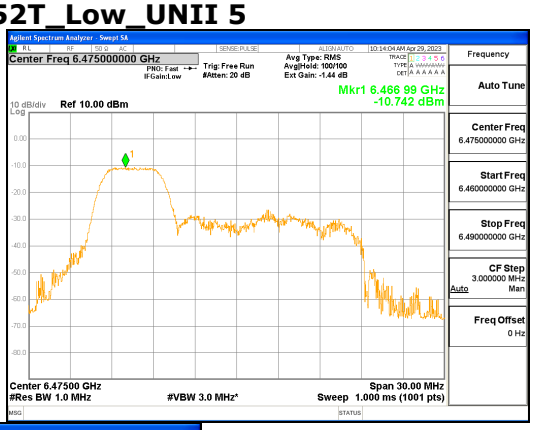

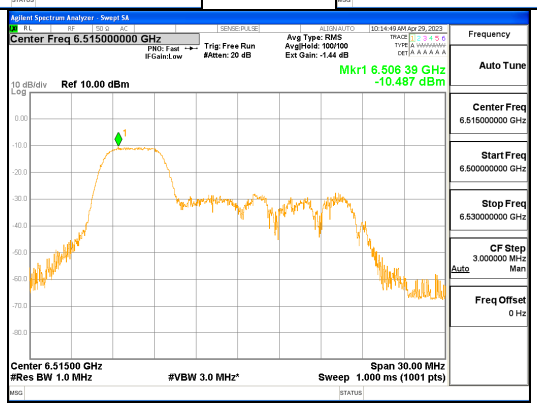

ANT0_802.11ax_HE20_52T_Low_UNII 6

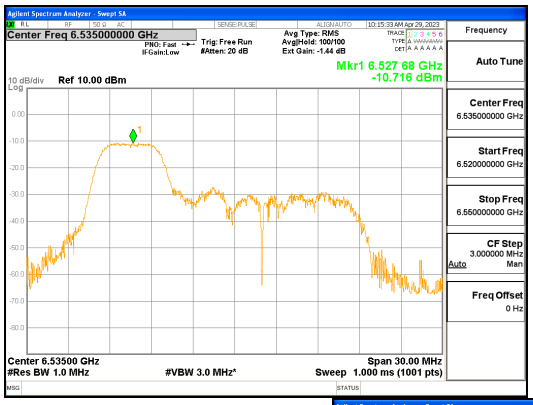

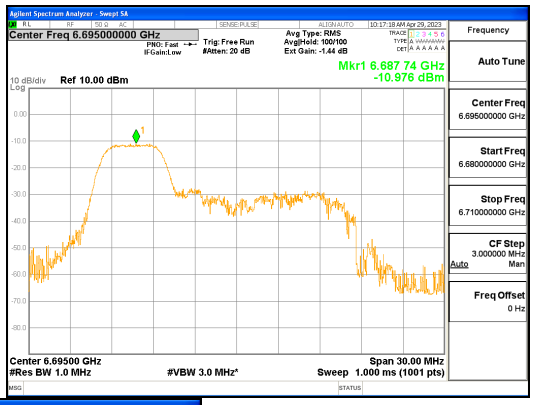

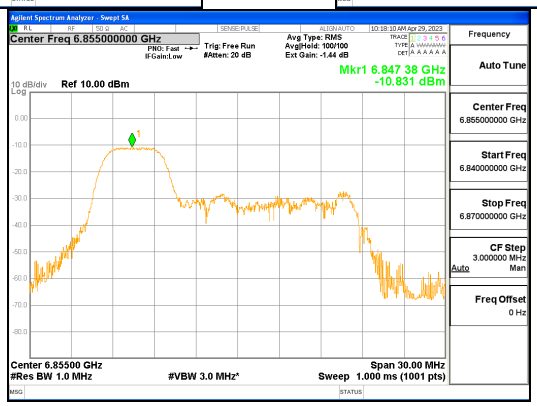

ANT0_802.11ax_HE20_52T_Low_UNII 7

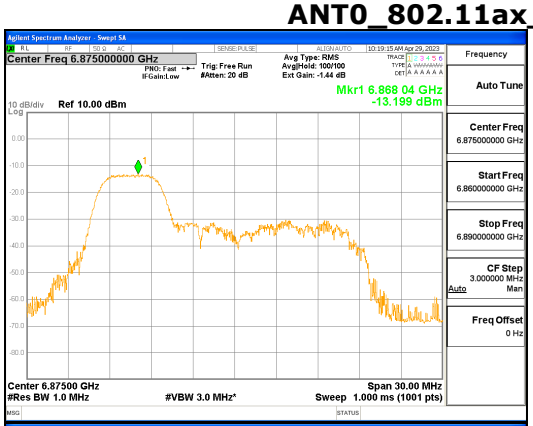

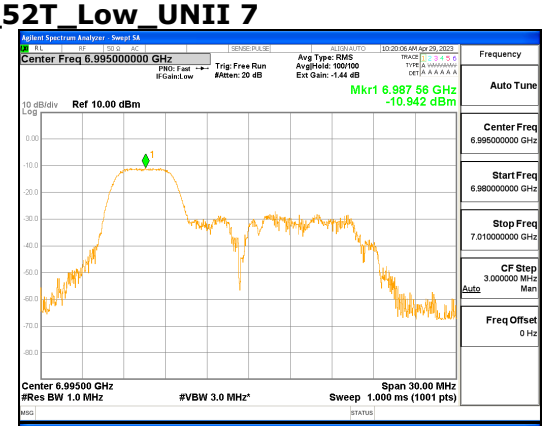

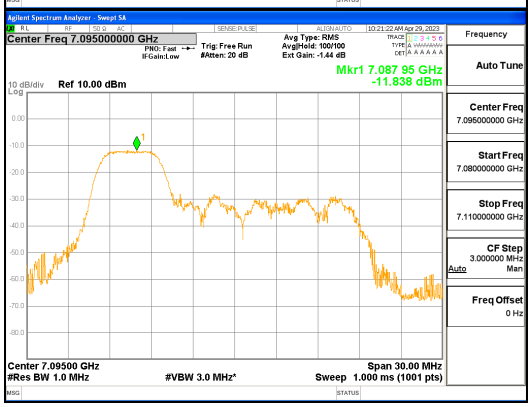

ANT0_802.11ax_HE20_52T_Low_UNII 8

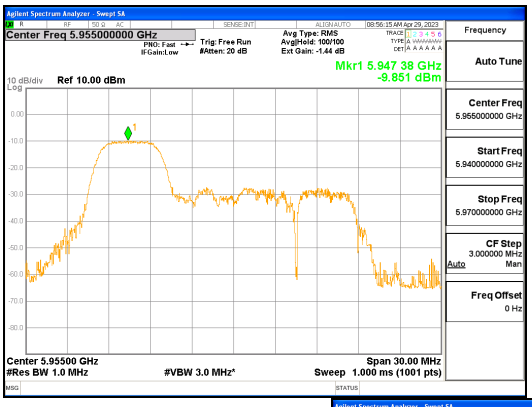

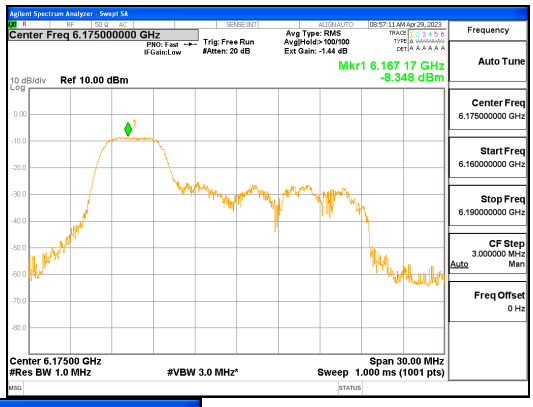

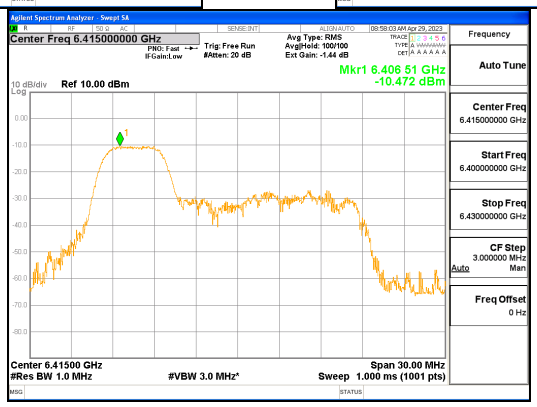

ANT1_802.11ax_HE20_52T_Low_UNII 5

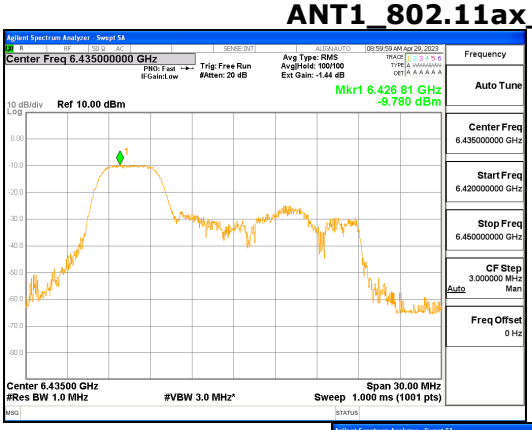

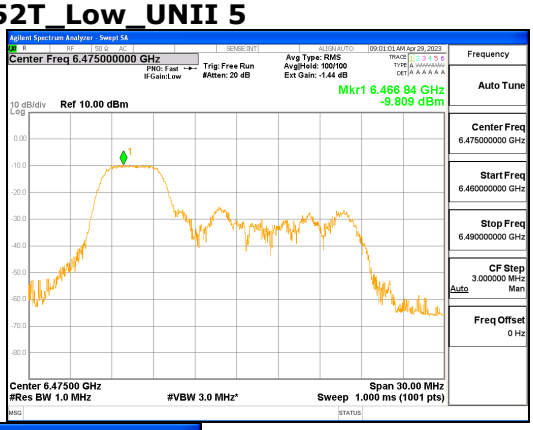

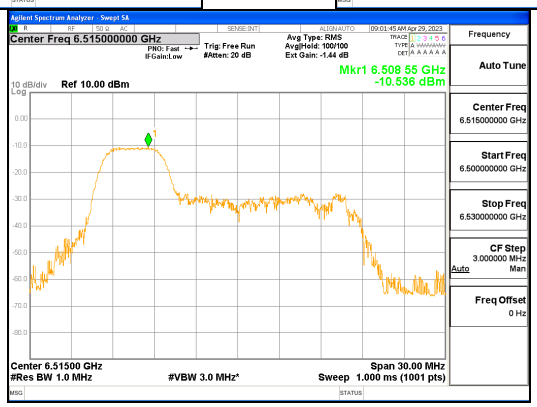

ANT1_802.11ax_HE20_52T_Low_UNII 6

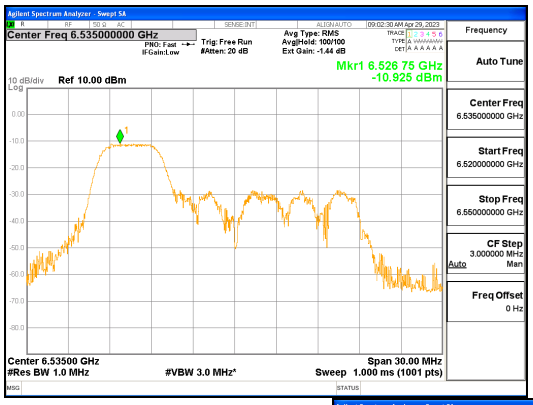

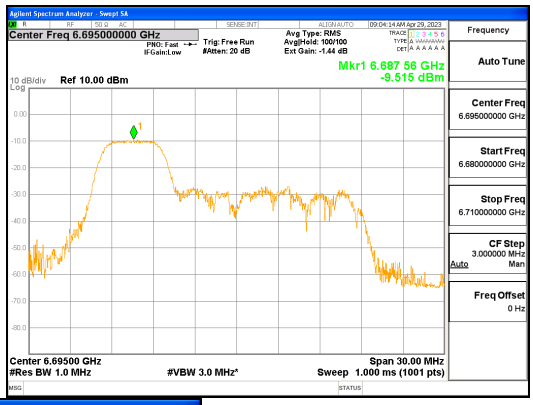

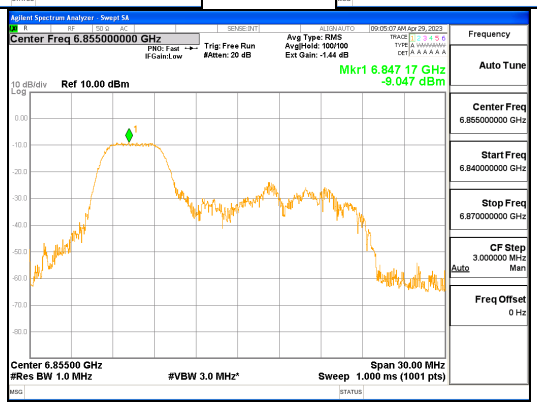

ANT1_802.11ax_HE20_52T_Low_UNII 7

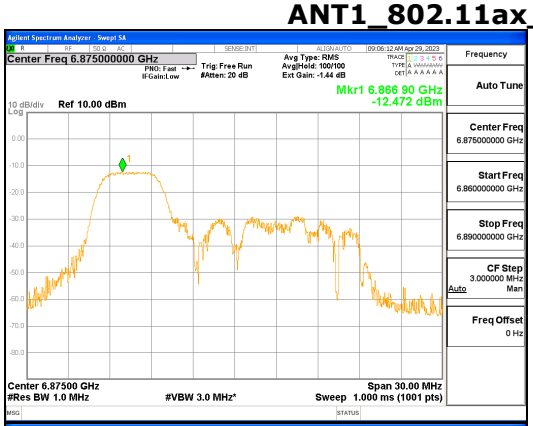

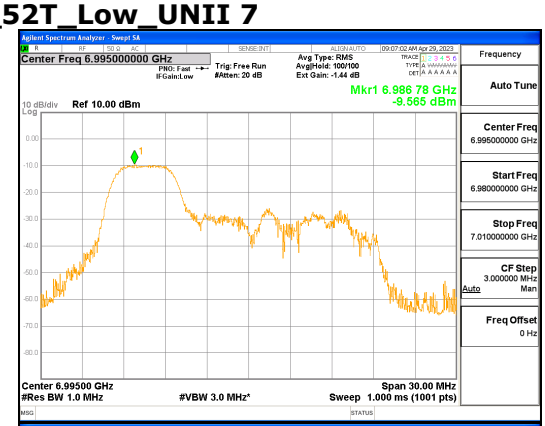

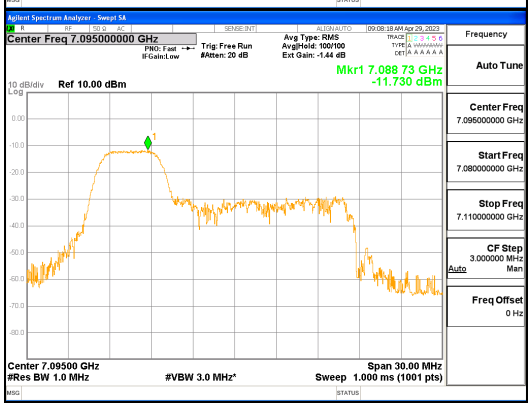

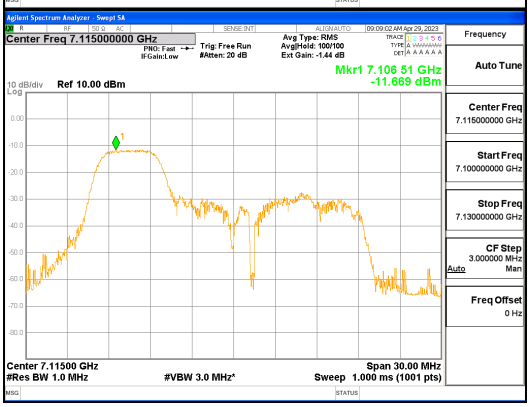

ANT1_802.11ax_HE20_52T_Low_UNII 8

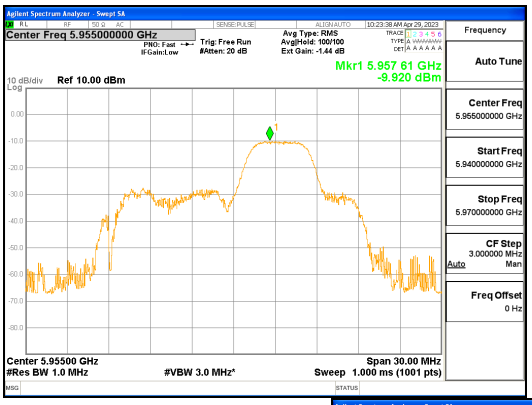

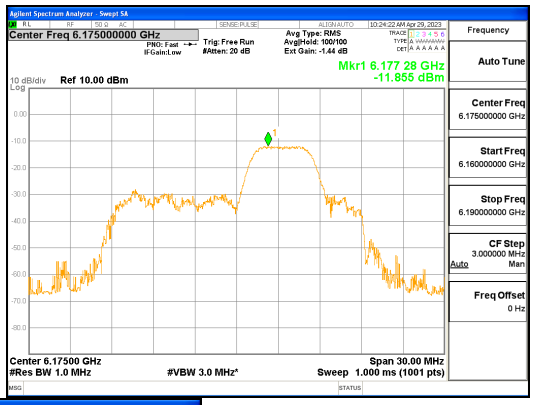

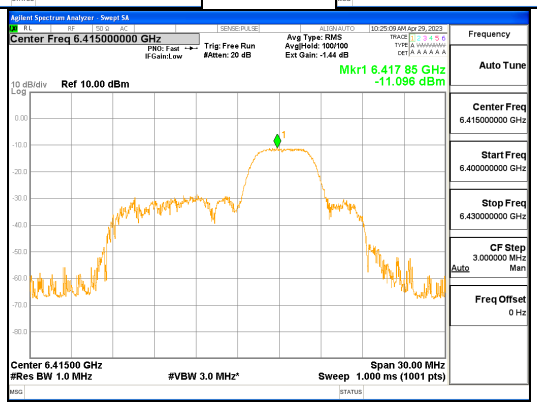

ANT0_802.11ax_HE20_52T_Mid_UNII 5

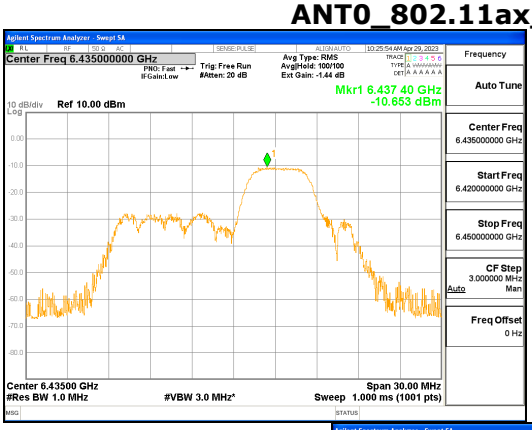

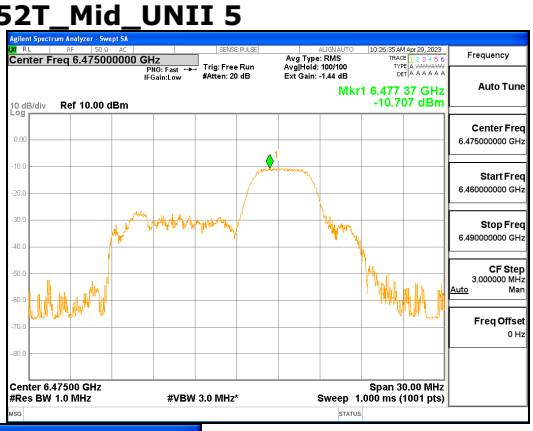

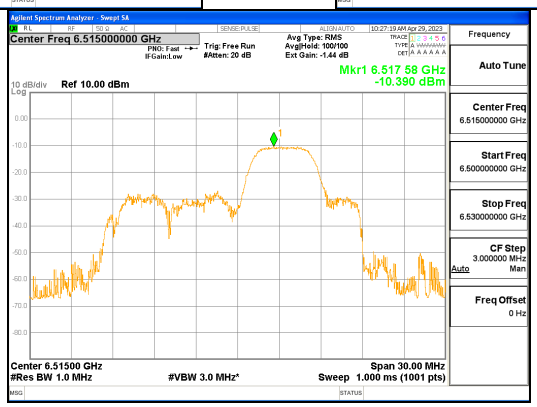

ANT0_802.11ax_HE20_52T_Mid_UNII 6

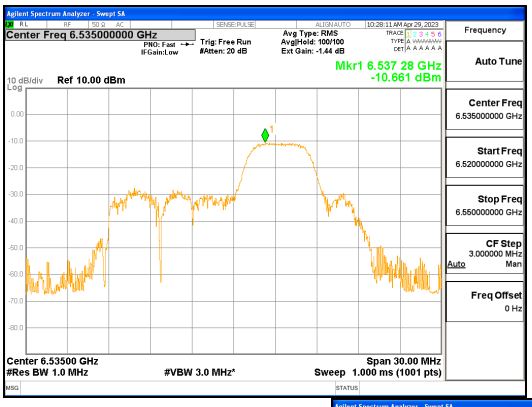

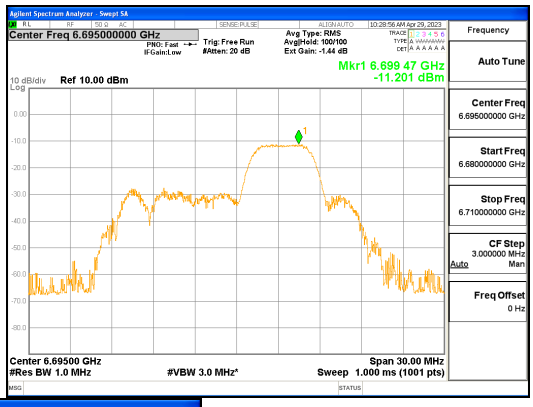

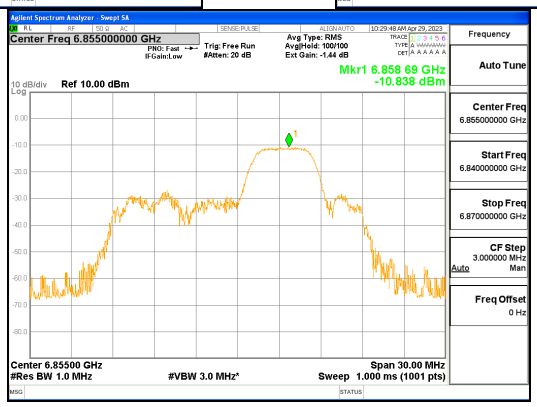

ANT0_802.11ax_HE20_52T_Mid_UNII 7

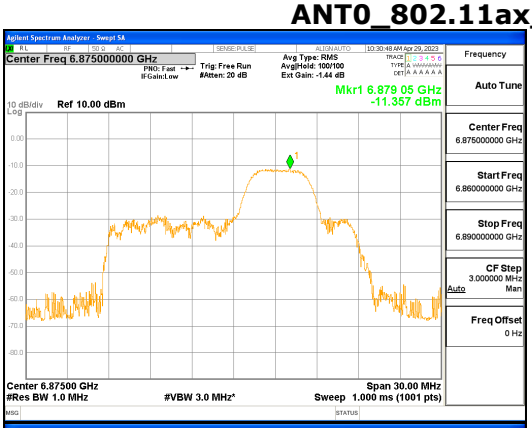

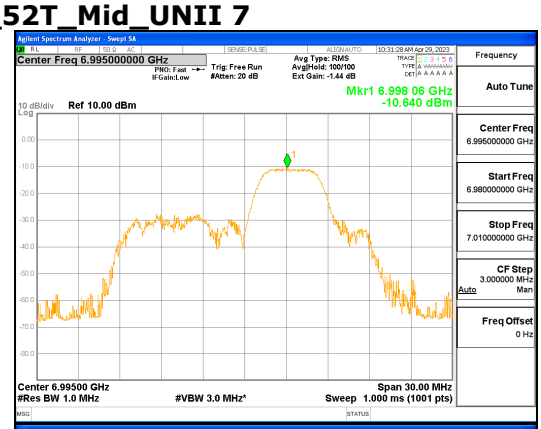

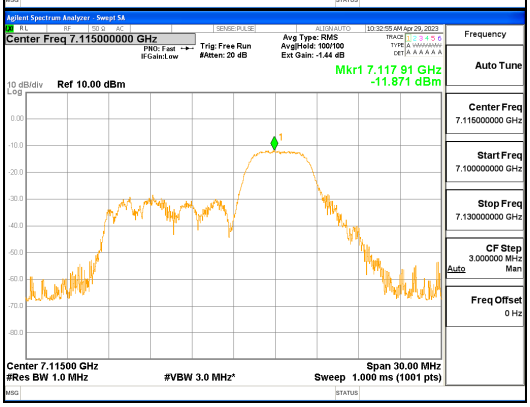

ANT0_802.11ax_HE20_52T_Mid_UNII 8