Worst Case Mode :	802.11ax_HE20_242T
Worst Case Transfer Rate :	MCS 0
Distance of Measurements :	3 Meters
Operating Frequency :	5 320 MHz
Channel :	64

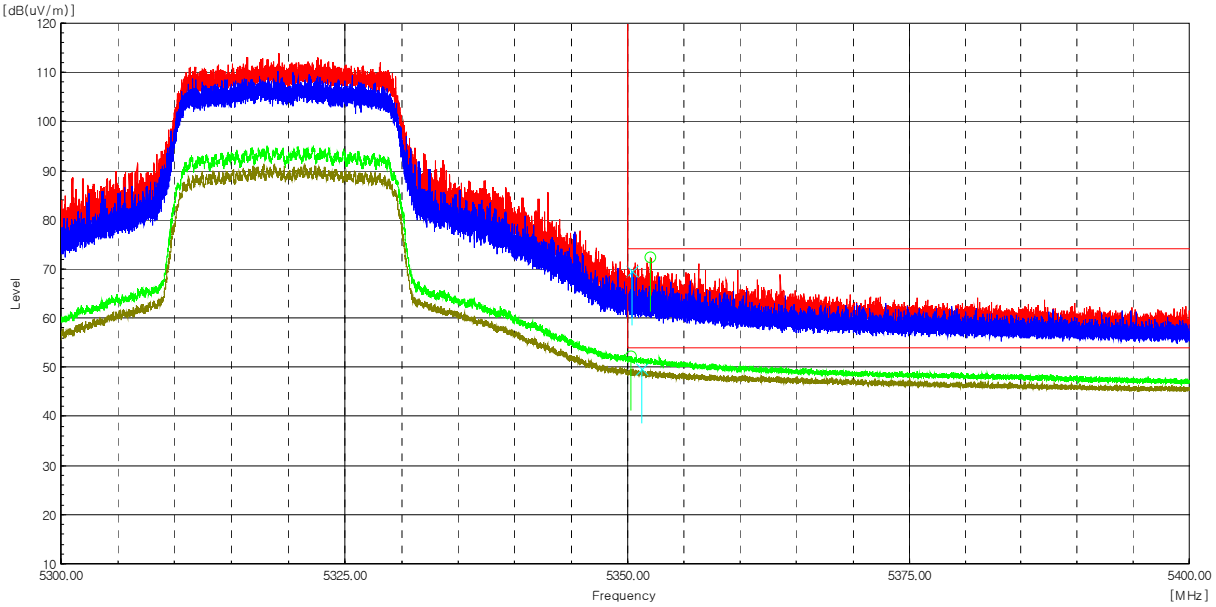

Frequency [MHz]	(P)	Reading [dBuV]	c.f [dB(1/m)]	Duty Cycle Factor [dB]	Level PK [dB(uV/m)]	Level AV [dB(uV/m)]	Limit PK [dB(uV/m)]	Limit AV [dB(uV/m)]	Margin PK [dB]	Margin AV [dB]	Note
5 352.04	H	69.2	3.2	-----	72.4	-----	74.0	-----	1.6	-----	Peak
5 350.31	H	49.1	3.2	0.3	-----	52.6	-----	54.0	-----	1.4	Average
5 350.43	V	66.3	3.2	-----	69.5	-----	74.0	-----	4.5	-----	Peak
5 351.27	V	46.5	3.2	0.3	-----	50.0	-----	54.0	-----	4.0	Average

Radiated Restricted Band Edge Plot

Worst Case Mode :	802.11ax_HE20_242T
Worst Case Transfer Rate :	MCS 0
Distance of Measurements :	3 Meters
Operating Frequency :	5 500 MHz
Channel :	100

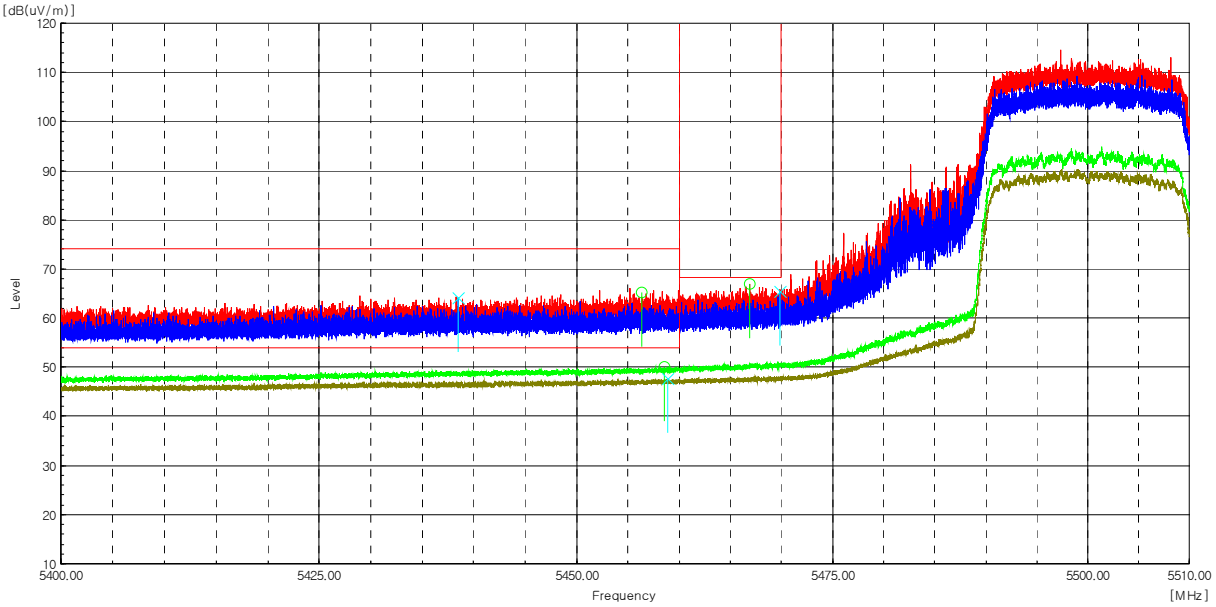

Frequency [MHz]	(P)	Reading [dBuV]	c.f [dB(1/m)]	Duty Cycle Factor [dB]	Level PK [dB(uV/m)]	Level AV [dB(uV/m)]	Limit PK [dB(uV/m)]	Limit AV [dB(uV/m)]	Margin PK [dB]	Margin AV [dB]	Note
5 456.38	H	61.5	3.6	-----	65.1	-----	74.0	-----	8.9	-----	Peak
5 458.52	H	46.5	3.6	0.3	-----	50.4	-----	54.0	-----	3.6	Average
5 438.52	V	60.6	3.5	-----	64.1	-----	74.0	-----	9.9	-----	Peak
5 458.85	V	44.0	3.6	0.3	-----	47.9	-----	54.0	-----	6.1	Average
5 466.90	H	63.2	3.7	-----	66.9	-----	68.2	-----	1.3	-----	Peak
5 469.84	V	61.7	3.7	-----	65.4	-----	68.2	-----	2.8	-----	Peak

Radiated Restricted Band Edge Plot

Worst Case Mode :	802.11ax_HE20_242T
Worst Case Transfer Rate :	MCS 0
Distance of Measurements :	3 Meters
Operating Frequency :	5 700 MHz
Channel :	140

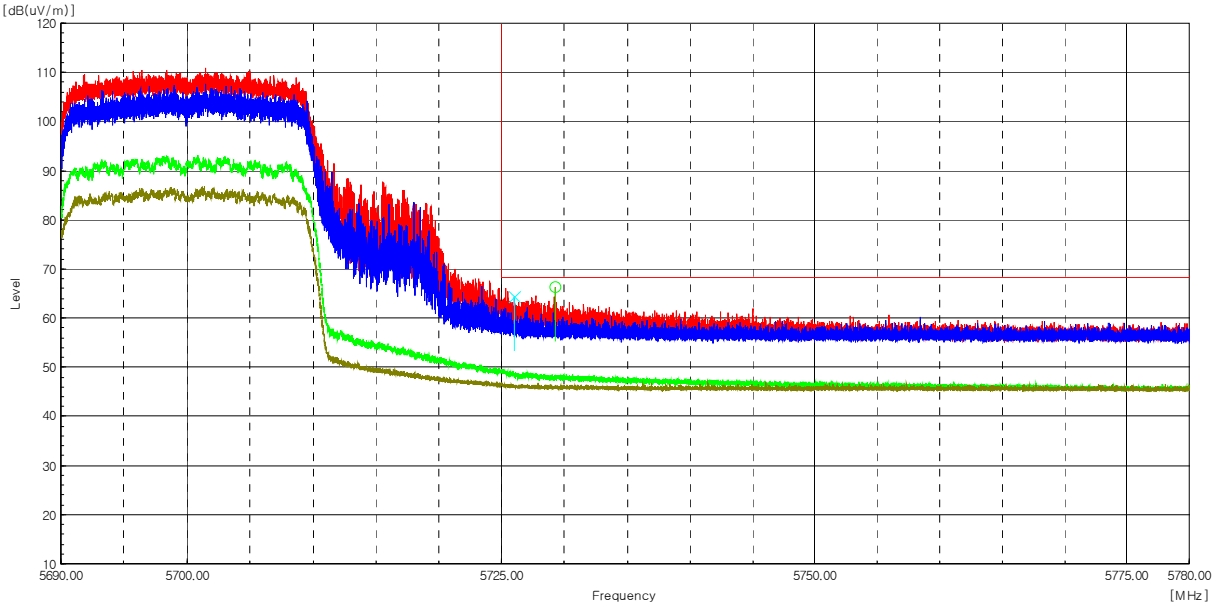

Frequency [MHz]	(P)	Reading [dBuV]	c.f [dB(1/m)]	Duty Cycle Factor [dB]	Level PK [dB(uV/m)]	Level AV [dB(uV/m)]	Limit PK [dB(uV/m)]	Limit AV [dB(uV/m)]	Margin PK [dB]	Margin AV [dB]	Note
5 729.24	H	62.2	4.2	-----	66.4	-----	68.2	-----	1.8	-----	Peak
5 725.99	V	60.1	4.2	-----	64.3	-----	68.2	-----	3.9	-----	Peak

Radiated Restricted Band Edge Plot

Worst Case Mode :	802.11ax_HE20_242T
Worst Case Transfer Rate :	MCS 0
Distance of Measurements :	3 Meters
Operating Frequency :	5 745 MHz
Channel :	149

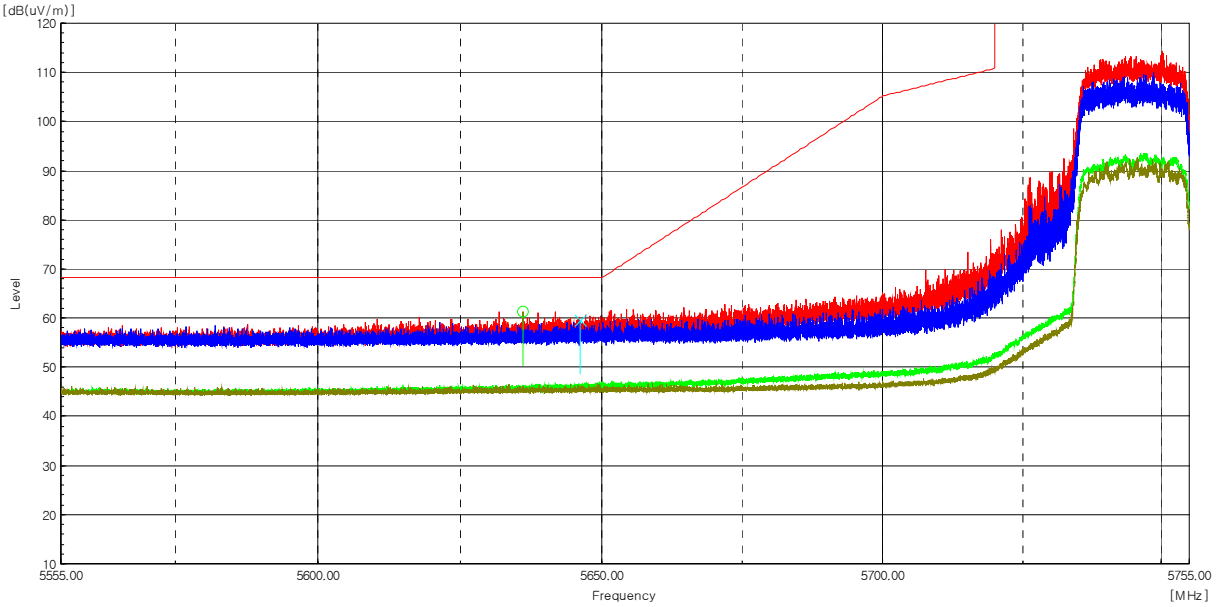

Frequency [MHz]	(P)	Reading [dBuV]	c.f [dB(1/m)]	Duty Cycle Factor [dB]	Level PK [dB(uV/m)]	Level AV [dB(uV/m)]	Limit PK [dB(uV/m)]	Limit AV [dB(uV/m)]	Margin PK [dB]	Margin AV [dB]	Note
5 636.03	H	57.2	4.1	-----	61.3	-----	68.2	-----	6.9	-----	Peak
5 646.11	V	55.4	4.1	-----	59.5	-----	68.2	-----	8.7	-----	Peak

Radiated Restricted Band Edge Plot

Worst Case Mode :	802.11ax_HE20_242T
Worst Case Transfer Rate :	MCS 0
Distance of Measurements :	3 Meters
Operating Frequency :	5 825 MHz
Channel :	165

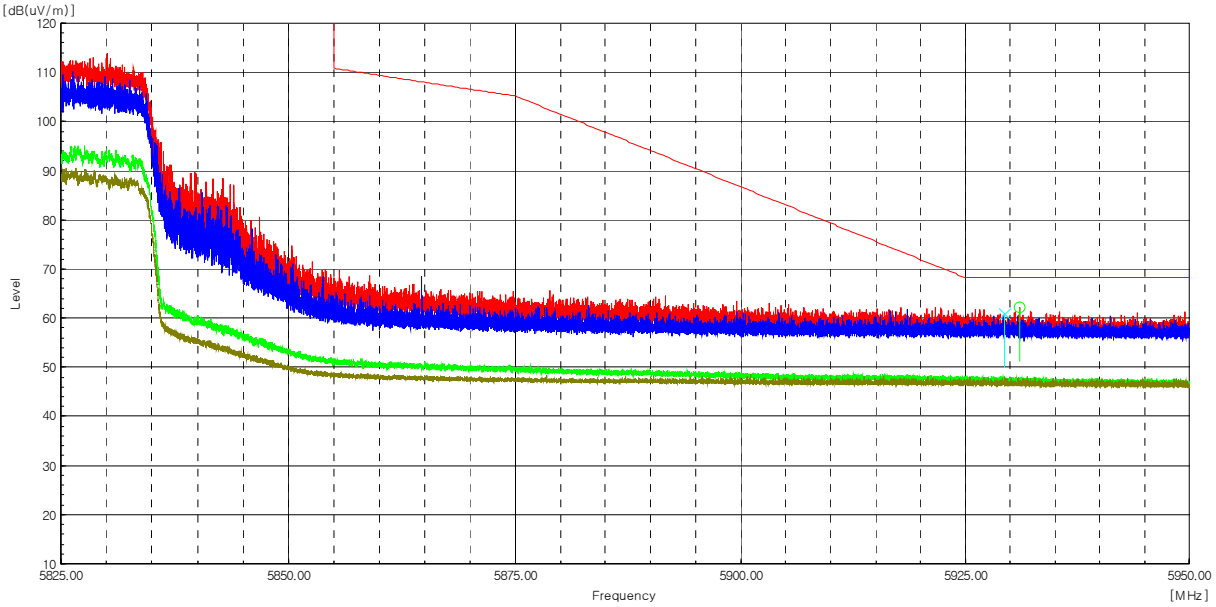

Frequency [MHz]	(P)	Reading [dBuV]	c.f [dB(1/m)]	Duty Cycle Factor [dB]	Level PK [dB(uV/m)]	Level AV [dB(uV/m)]	Limit PK [dB(uV/m)]	Limit AV [dB(uV/m)]	Margin PK [dB]	Margin AV [dB]	Note
The emissions above 1 GHz were 20 dB lower than the limit.											

Radiated Restricted Band Edge Plot

Worst Case Mode :	802.11ax_HE20_242T
Worst Case Transfer Rate :	MCS 0
Distance of Measurements :	3 Meters
Operating Frequency :	5 845 MHz
Channel :	165

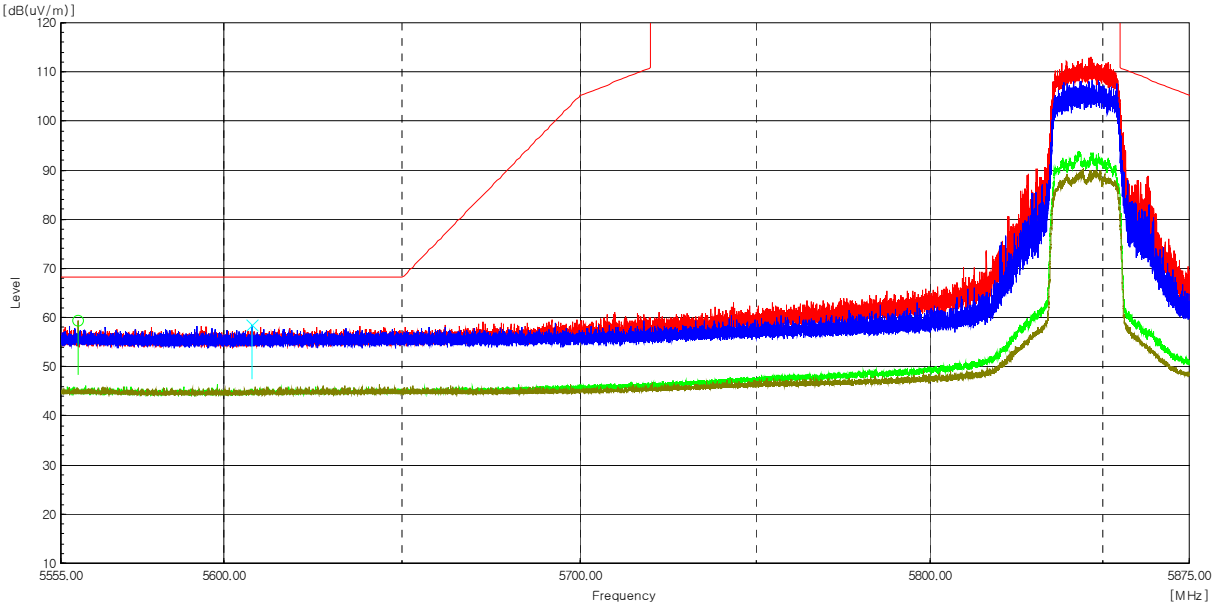

Frequency [MHz]	(P)	Reading [dBuV]	c.f [dB(1/m)]	Duty Cycle Factor [dB]	Level PK [dB(uV/m)]	Level AV [dB(uV/m)]	Limit PK [dB(uV/m)]	Limit AV [dB(uV/m)]	Margin PK [dB]	Margin AV [dB]	Note
The emissions above 1 GHz were 20 dB lower than the limit.											

Radiated Restricted Band Edge Plot

Worst Case Mode :	802.11ax_HE20_242T
Worst Case Transfer Rate :	MCS 0
Distance of Measurements :	3 Meters
Operating Frequency :	5 885 MHz
Channel :	177

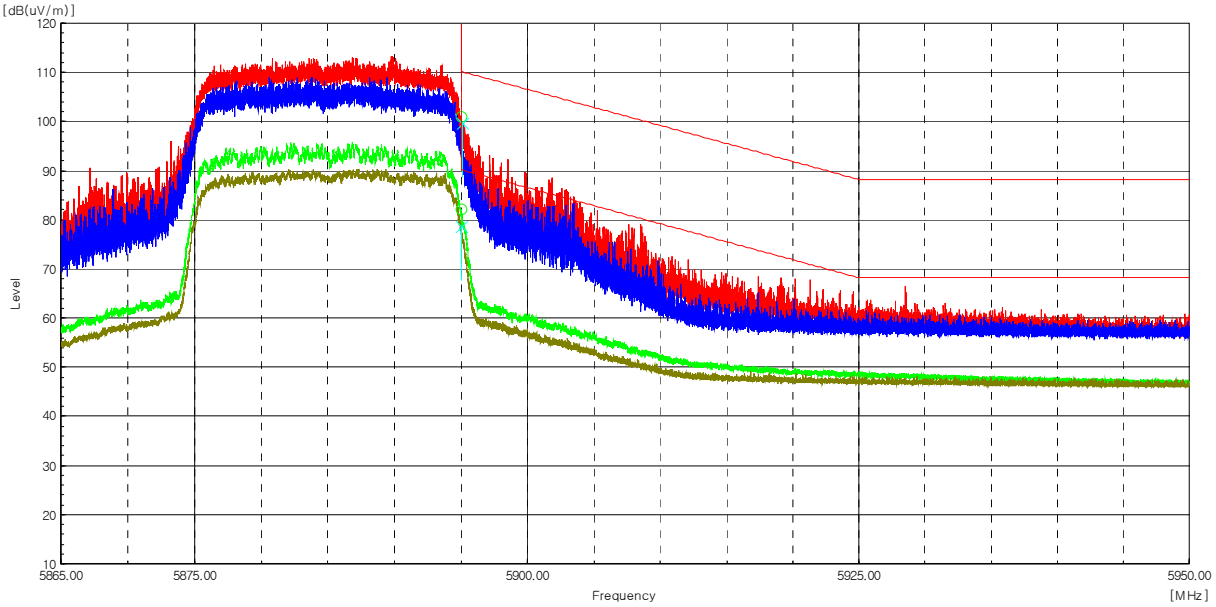

Frequency [MHz]	(P)	Reading [dBuV]	c.f [dB(1/m)]	Duty Cycle Factor [dB]	Level PK [dB(uV/m)]	Level AV [dB(uV/m)]	Limit PK [dB(uV/m)]	Limit AV [dB(uV/m)]	Margin PK [dB]	Margin AV [dB]	Note
5 895.03	H	95.8	5.0	-----	100.8	-----	110.2	-----	9.4	-----	Peak
5 895.01	H	77.1	5.0	0.3	-----	82.4	-----	90.2	-----	7.8	Average
5 895.11	V	94.7	5.0	-----	99.7	-----	110.1	-----	10.4	-----	Peak
5 895.01	V	73.5	5.0	0.3	-----	78.8	-----	90.2	-----	11.4	Average

Radiated Restricted Band Edge Plot

Test mode : Transmitter, 802.11n_HT40

The requirements are:
☒ Complies

Test Data

Ch.38(5 190 MHz)

Frequency [MHz]	(P)	Reading [dBuV]	c.f [dB(1/m)]	Duty Cycle Factor [dB]	Level PK [dB(uV/m)]	Level AV [dB(uV/m)]	Limit PK [dB(uV/m)]	Limit AV [dB(uV/m)]	Margin PK [dB]	Margin AV [dB]	Note
10 379.60	H	53.4	11.3	-----	64.7	-----	68.2	-----	3.5	-----	Peak
10 389.00	V	48.9	11.3	-----	60.2	-----	68.2	-----	8.0	-----	Peak
15 570.11	H	50.6	13.9	-----	64.5	-----	74.0	-----	9.5	-----	Peak
15 570.29	H	36.7	13.9	0.3	-----	50.9	-----	54.0	-----	3.1	Average

Ch.46(5 230 MHz)

Frequency [MHz]	(P)	Reading [dBuV]	c.f [dB(1/m)]	Duty Cycle Factor [dB]	Level PK [dB(uV/m)]	Level AV [dB(uV/m)]	Limit PK [dB(uV/m)]	Limit AV [dB(uV/m)]	Margin PK [dB]	Margin AV [dB]	Note
10 467.25	H	53.6	11.6	-----	65.2	-----	68.2	-----	3.0	-----	Peak
10 461.84	V	48.9	11.6	-----	60.5	-----	68.2	-----	7.7	-----	Peak
15 699.38	H	51.8	13.9	-----	65.7	-----	74.0	-----	8.3	-----	Peak
15 693.73	H	37.6	13.8	0.3	-----	51.7	-----	54.0	-----	2.3	Average

Ch.54(5 270 MHz)

Frequency [MHz]	(P)	Reading [dBuV]	c.f [dB(1/m)]	Duty Cycle Factor [dB]	Level PK [dB(uV/m)]	Level AV [dB(uV/m)]	Limit PK [dB(uV/m)]	Limit AV [dB(uV/m)]	Margin PK [dB]	Margin AV [dB]	Note
10 542.28	H	52.8	11.7	-----	64.5	-----	68.2	-----	3.7	-----	Peak
10 544.72	V	47.7	11.7	-----	59.4	-----	68.2	-----	8.8	-----	Peak
15 818.66	H	51.7	14.0	-----	65.7	-----	74.0	-----	8.3	-----	Peak
15 803.84	H	36.7	14.0	0.3	-----	51.0	-----	54.0	-----	3.0	Average

Ch.62(5 310 MHz)

Frequency [MHz]	(P)	Reading [dBuV]	c.f [dB(1/m)]	Duty Cycle Factor [dB]	Level PK [dB(uV/m)]	Level AV [dB(uV/m)]	Limit PK [dB(uV/m)]	Limit AV [dB(uV/m)]	Margin PK [dB]	Margin AV [dB]	Note
10 618.53	H	52.7	11.7	-----	64.4	-----	74.0	-----	9.6	-----	Peak
10 619.88	H	35.9	11.7	0.3	-----	47.9	-----	54.0	-----	6.1	Average
10 619.17	V	47.3	11.7	-----	59.0	-----	74.0	-----	15.0	-----	Peak
10 624.45	V	34.5	11.7	0.3	-----	46.5	-----	54.0	-----	7.5	Average
15 939.97	H	51.9	14.2	-----	66.1	-----	74.0	-----	7.9	-----	Peak
15 930.52	H	37.0	14.2	0.3	-----	51.5	-----	54.0	-----	2.5	Average

Ch.102(5 510 MHz)

Frequency [MHz]	(P)	Reading [dBuV]	c.f [dB(1/m)]	Duty Cycle Factor [dB]	Level PK [dB(uV/m)]	Level AV [dB(uV/m)]	Limit PK [dB(uV/m)]	Limit AV [dB(uV/m)]	Margin PK [dB]	Margin AV [dB]	Note
11 026.52	H	48.3	12.2	-----	60.5	-----	74.0	-----	13.5	-----	Peak
11 026.78	H	34.3	12.2	0.3	-----	46.8	-----	54.0	-----	7.2	Average
11 017.31	V	46.1	12.1	-----	58.2	-----	74.0	-----	15.8	-----	Peak
11 046.74	V	34.1	12.2	0.3	-----	46.6	-----	54.0	-----	7.4	Average

Ch.118(5 590 MHz)

Frequency [MHz]	(P)	Reading [dBuV]	c.f [dB(1/m)]	Duty Cycle Factor [dB]	Level PK [dB(uV/m)]	Level AV [dB(uV/m)]	Limit PK [dB(uV/m)]	Limit AV [dB(uV/m)]	Margin PK [dB]	Margin AV [dB]	Note
11 176.51	H	51.3	12.7	-----	64.0	-----	74.0	-----	10.0	-----	Peak
11 181.15	H	34.8	12.7	0.3	-----	47.8	-----	54.0	-----	6.2	Average
11 177.03	V	46.9	12.7	-----	59.6	-----	74.0	-----	14.4	-----	Peak
11 164.34	V	34.2	12.6	0.3	-----	47.1	-----	54.0	-----	6.9	Average

Ch.134(5 670 MHz)

Frequency [MHz]	(P)	Reading [dBuV]	c.f [dB(1/m)]	Duty Cycle Factor [dB]	Level PK [dB(uV/m)]	Level AV [dB(uV/m)]	Limit PK [dB(uV/m)]	Limit AV [dB(uV/m)]	Margin PK [dB]	Margin AV [dB]	Note
11 338.81	H	49.2	12.2	-----	61.4	-----	74.0	-----	12.6	-----	Peak
11 340.93	H	33.8	12.2	0.3	-----	46.3	-----	54.0	-----	7.7	Average

Ch.142(5 710 MHz)

Frequency [MHz]	(P)	Reading [dBuV]	c.f [dB(1/m)]	Duty Cycle Factor [dB]	Level PK [dB(uV/m)]	Level AV [dB(uV/m)]	Limit PK [dB(uV/m)]	Limit AV [dB(uV/m)]	Margin PK [dB]	Margin AV [dB]	Note
11 413.13	H	48.7	12.8	-----	61.5	-----	74.0	-----	12.5	-----	Peak
11 423.37	H	34.2	12.8	0.3	-----	47.3	-----	54.0	-----	6.7	Average

Ch.151(5 755 MHz)

Frequency [MHz]	(P)	Reading [dBuV]	c.f [dB(1/m)]	Duty Cycle Factor [dB]	Level PK [dB(uV/m)]	Level AV [dB(uV/m)]	Limit PK [dB(uV/m)]	Limit AV [dB(uV/m)]	Margin PK [dB]	Margin AV [dB]	Note
11 505.80	H	48.2	12.6	-----	60.8	-----	74.0	-----	13.2	-----	Peak
11 518.55	H	33.7	12.7	0.3	-----	46.7	-----	54.0	-----	7.3	Average
17 268.74	H	48.0	19.3	-----	67.3	-----	68.2	-----	0.9	-----	Peak

Ch.159(5 795 MHz)

Frequency [MHz]	(P)	Reading [dBuV]	c.f [dB(1/m)]	Duty Cycle Factor [dB]	Level PK [dB(uV/m)]	Level AV [dB(uV/m)]	Limit PK [dB(uV/m)]	Limit AV [dB(uV/m)]	Margin PK [dB]	Margin AV [dB]	Note
11 580.83	H	46.8	13.0	-----	59.8	-----	74.0	-----	14.2	-----	Peak
11 598.48	H	33.6	13.0	0.3	-----	46.9	-----	54.0	-----	7.1	Average

Ch.167(5 835 MHz)

Frequency [MHz]	(P)	Reading [dBuV]	c.f [dB(1/m)]	Duty Cycle Factor [dB]	Level PK [dB(uV/m)]	Level AV [dB(uV/m)]	Limit PK [dB(uV/m)]	Limit AV [dB(uV/m)]	Margin PK [dB]	Margin AV [dB]	Note
11 677.18	H	48.2	12.6	-----	60.8	-----	74.0	-----	13.2	-----	Peak
11 668.36	H	33.5	12.7	0.3	-----	46.5	-----	54.0	-----	7.5	Average
17 511.92	H	46.8	20.3	-----	67.1	-----	68.2	-----	1.1	-----	Peak

Ch.175(5 875 MHz)

Frequency [MHz]	(P)	Reading [dBuV]	c.f [dB(1/m)]	Duty Cycle Factor [dB]	Level PK [dB(uV/m)]	Level AV [dB(uV/m)]	Limit PK [dB(uV/m)]	Limit AV [dB(uV/m)]	Margin PK [dB]	Margin AV [dB]	Note
11 761.22	H	48.4	12.8	-----	61.2	-----	74.0	-----	12.8	-----	Peak
11 758.78	H	33.9	12.8	0.3	-----	47.0	-----	54.0	-----	7.0	Average
11 750.21	V	45.6	12.7	-----	58.3	-----	74.0	-----	15.7	-----	Peak
11 767.15	V	33.5	12.8	0.3	-----	46.6	-----	54.0	-----	7.4	Average

Remarks

1. The unwanted emission was measured in the following position: EUT stand-up position(Z axis), lie-down positon(X,Y axis). The worst emission was found in lie-down positon(X axis) and the worst case was recorded.
2. Peak Result = Reading + c.f(Correction factor)
   Average Result = Reading + c.f(Correction factor) + Duty Cycle Factor
3. Correction factor = Antenna factor + Cable loss - Amp Gain

Worst Case Mode :	802.11n_HT40
Worst Case Transfer Rate :	MCS 0
Distance of Measurements :	3 Meters
Operating Frequency :	5 190 MHz
Channel :	38

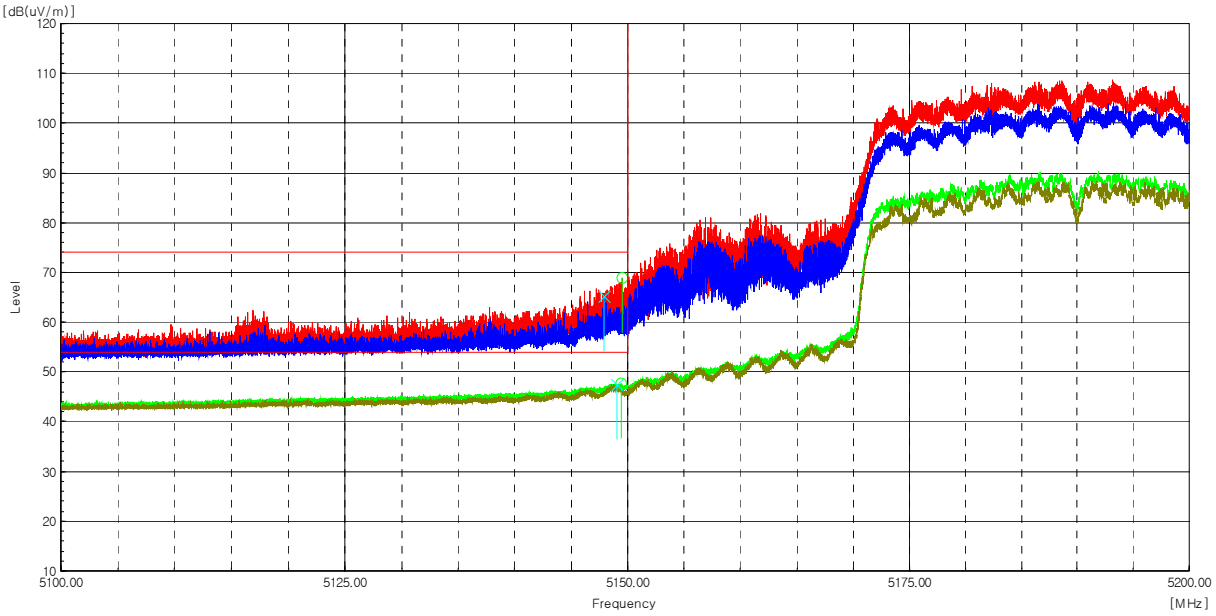

Frequency [MHz]	(P)	Reading [dBuV]	c.f [dB(1/m)]	Duty Cycle Factor [dB]	Level PK [dB(uV/m)]	Level AV [dB(uV/m)]	Limit PK [dB(uV/m)]	Limit AV [dB(uV/m)]	Margin PK [dB]	Margin AV [dB]	Note
5 149.54	H	66.6	2.4	-----	69.0	-----	74.0	-----	5.0	-----	Peak
5 149.38	H	45.2	2.4	0.3	-----	47.9	-----	54.0	-----	6.1	Average
5 147.85	V	62.7	2.4	-----	65.1	-----	74.0	-----	8.9	-----	Peak
5 149.01	V	45.0	2.4	0.3	-----	47.7	-----	54.0	-----	6.3	Average

Radiated Restricted Band Edge Plot

Worst Case Mode :	802.11n_HT40
Worst Case Transfer Rate :	MCS 0
Distance of Measurements :	3 Meters
Operating Frequency :	5 310 MHz
Channel :	62

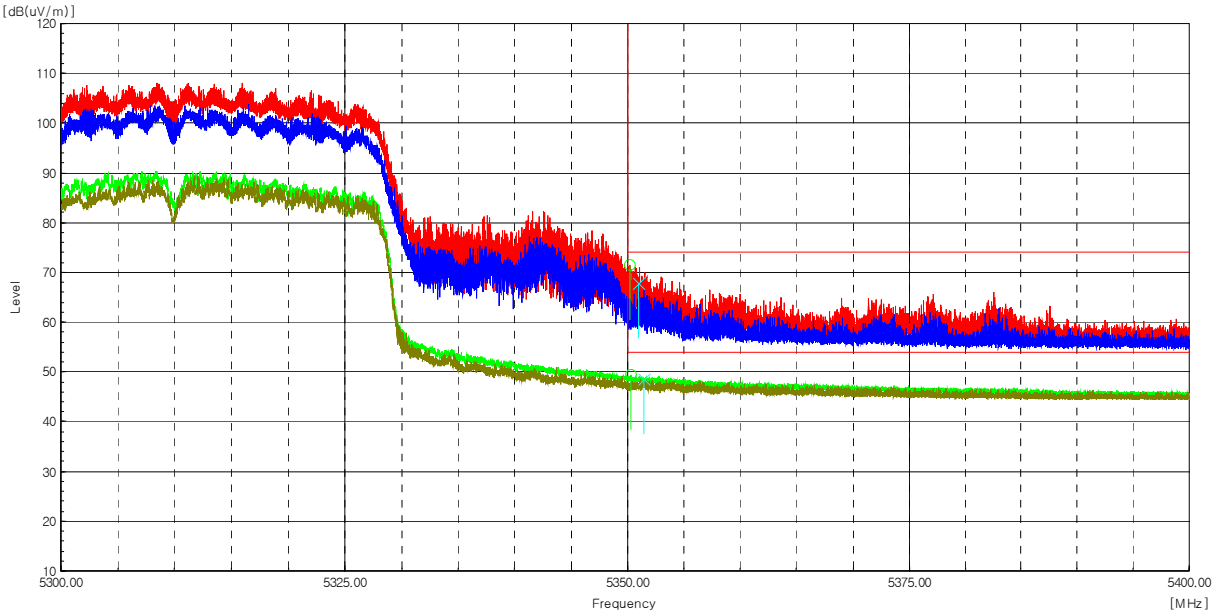

Frequency [MHz]	(P)	Reading [dBuV]	c.f [dB(1/m)]	Duty Cycle Factor [dB]	Level PK [dB(uV/m)]	Level AV [dB(uV/m)]	Limit PK [dB(uV/m)]	Limit AV [dB(uV/m)]	Margin PK [dB]	Margin AV [dB]	Note
5 350.17	H	68.2	3.2	-----	71.4	-----	74.0	-----	2.6	-----	Peak
5 350.32	H	46.2	3.2	0.3	-----	49.7	-----	54.0	-----	4.3	Average
5 350.95	V	64.7	3.2	-----	67.9	-----	74.0	-----	6.1	-----	Peak
5 351.45	V	45.3	3.2	0.3	-----	48.8	-----	54.0	-----	5.2	Average

Radiated Restricted Band Edge Plot

Worst Case Mode :	802.11n_HT40
Worst Case Transfer Rate :	MCS 0
Distance of Measurements :	3 Meters
Operating Frequency :	5 510 MHz
Channel :	102

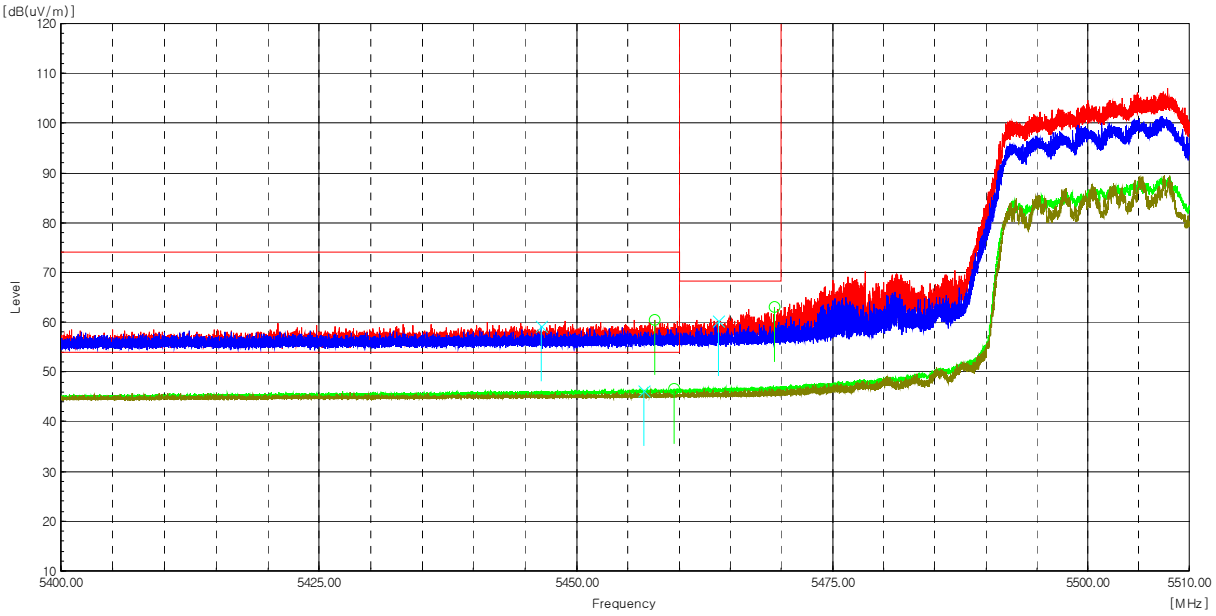

Frequency [MHz]	(P)	Reading [dBuV]	c.f [dB(1/m)]	Duty Cycle Factor [dB]	Level PK [dB(uV/m)]	Level AV [dB(uV/m)]	Limit PK [dB(uV/m)]	Limit AV [dB(uV/m)]	Margin PK [dB]	Margin AV [dB]	Note
5 457.65	H	56.6	3.9	-----	60.5	-----	74.0	-----	13.5	-----	Peak
5 459.55	H	42.8	3.9	0.3	-----	47.0	-----	54.0	-----	7.0	Average
5 446.58	V	55.2	3.9	-----	59.1	-----	74.0	-----	14.9	-----	Peak
5 456.55	V	42.2	3.9	0.3	-----	46.4	-----	54.0	-----	7.6	Average
5 469.31	H	59.1	3.9	-----	63.0	-----	68.2	-----	5.2	-----	Peak
5 463.79	V	56.3	3.9	-----	60.2	-----	68.2	-----	8.0	-----	Peak

Radiated Restricted Band Edge Plot

Worst Case Mode :	802.11n_HT40
Worst Case Transfer Rate :	MCS 0
Distance of Measurements :	3 Meters
Operating Frequency :	5 670 MHz
Channel :	134

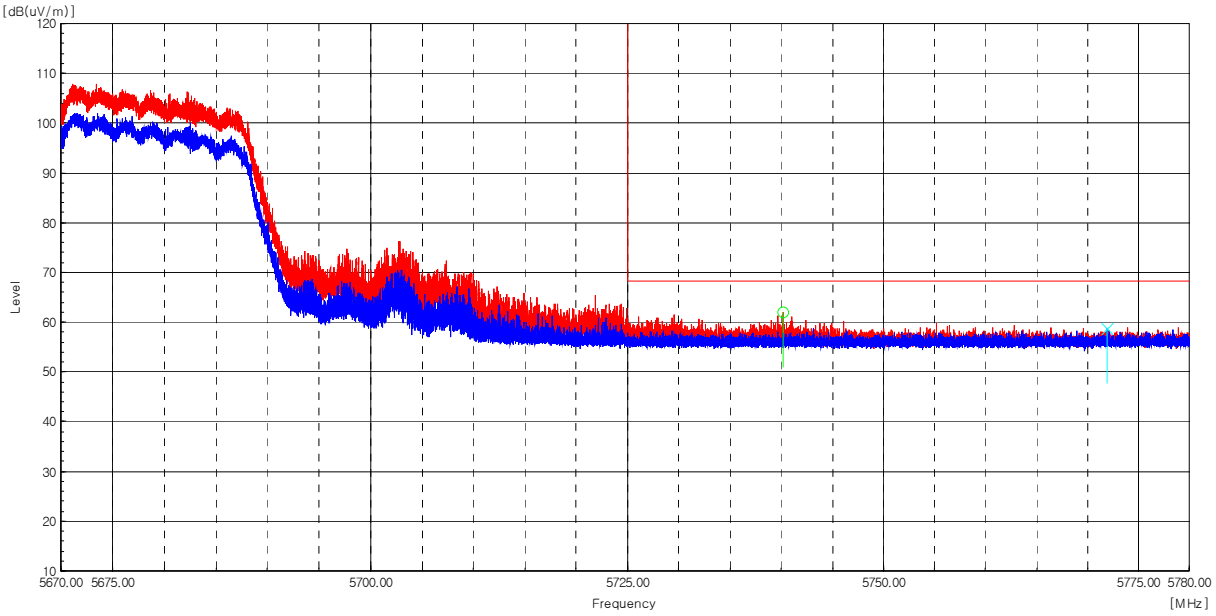

Frequency [MHz]	(P)	Reading [dBuV]	c.f [dB(1/m)]	Duty Cycle Factor [dB]	Level PK [dB(uV/m)]	Level AV [dB(uV/m)]	Limit PK [dB(uV/m)]	Limit AV [dB(uV/m)]	Margin PK [dB]	Margin AV [dB]	Note
5 740.21	H	57.8	4.2	-----	62.0	-----	68.2	-----	6.2	-----	Peak
5 771.90	V	54.4	4.4	-----	58.8	-----	68.2	-----	9.4	-----	Peak

Radiated Restricted Band Edge Plot

Worst Case Mode :	802.11n_HT40
Worst Case Transfer Rate :	MCS 0
Distance of Measurements :	3 Meters
Operating Frequency :	5 755 MHz
Channel :	151

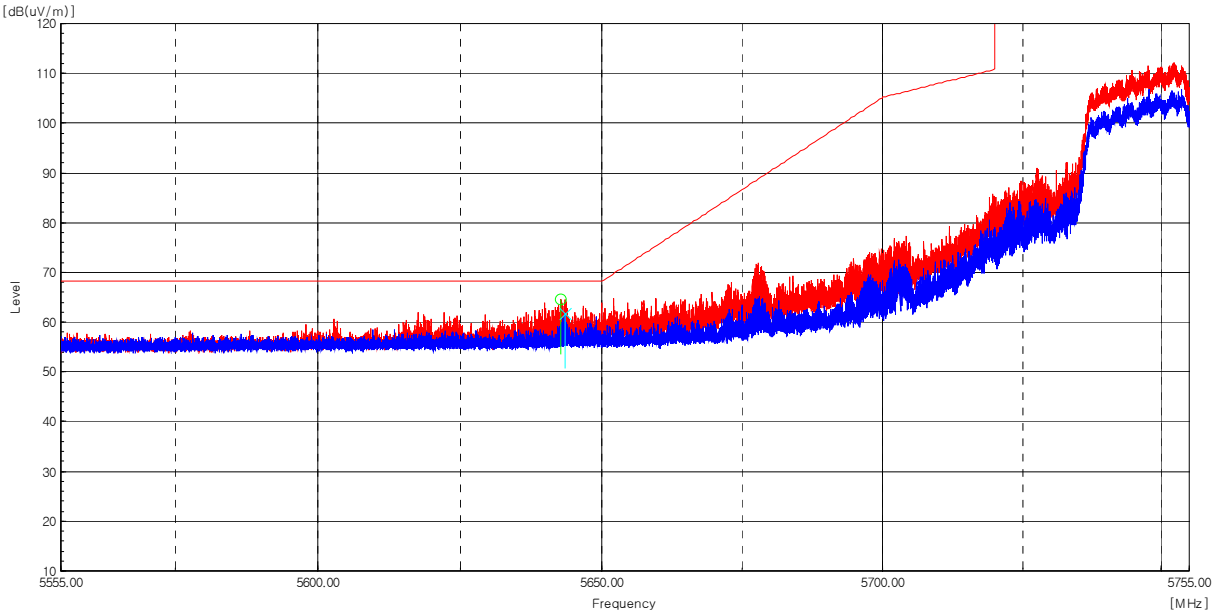

Frequency [MHz]	(P)	Reading [dBuV]	c.f [dB(1/m)]	Duty Cycle Factor [dB]	Level PK [dB(uV/m)]	Level AV [dB(uV/m)]	Limit PK [dB(uV/m)]	Limit AV [dB(uV/m)]	Margin PK [dB]	Margin AV [dB]	Note
5 642.65	H	60.3	4.2	-----	64.5	-----	68.2	-----	3.7	-----	Peak
5 643.48	V	57.5	4.2	-----	61.7	-----	68.2	-----	6.5	-----	Peak

Radiated Restricted Band Edge Plot

Worst Case Mode :	802.11n_HT40
Worst Case Transfer Rate :	MCS 0
Distance of Measurements :	3 Meters
Operating Frequency :	5 795 MHz
Channel :	159

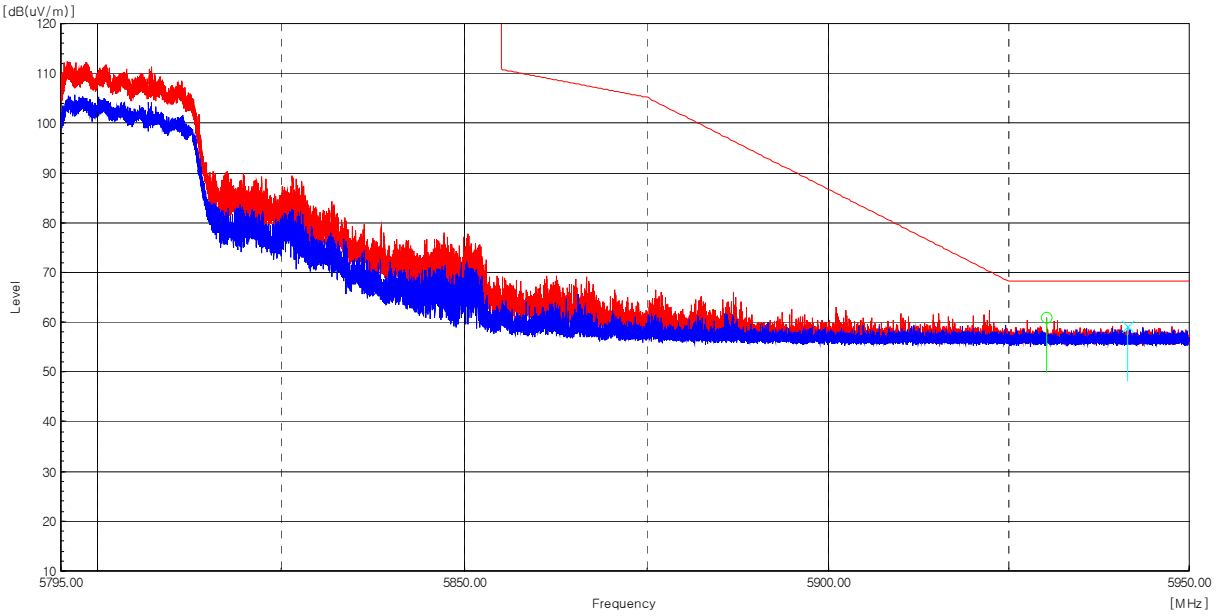

Frequency [MHz]	(P)	Reading [dBuV]	c.f [dB(1/m)]	Duty Cycle Factor [dB]	Level PK [dB(uV/m)]	Level AV [dB(uV/m)]	Limit PK [dB(uV/m)]	Limit AV [dB(uV/m)]	Margin PK [dB]	Margin AV [dB]	Note
5 930.15	H	56.0	4.9	-----	60.9	-----	68.2	-----	7.3	-----	Peak
5 941.49	V	54.3	4.9	-----	59.2	-----	68.2	-----	9.0	-----	Peak

Radiated Restricted Band Edge Plot

Worst Case Mode :	802.11n_HT40
Worst Case Transfer Rate :	MCS 0
Distance of Measurements :	3 Meters
Operating Frequency :	5 835 MHz
Channel :	167

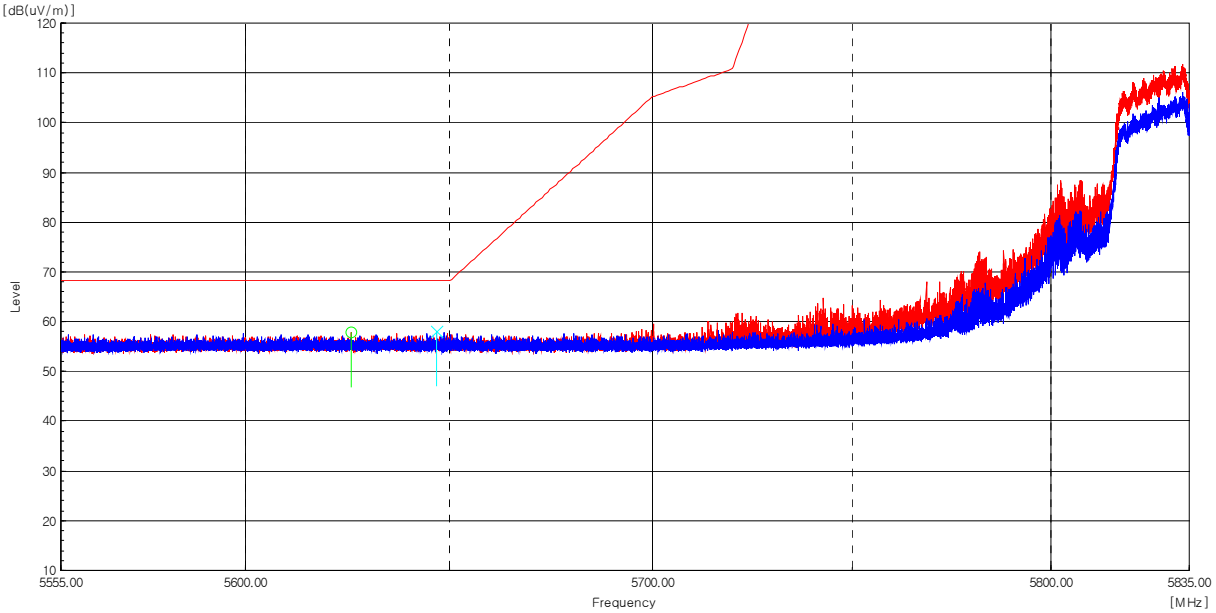

Frequency [MHz]	(P)	Reading [dBuV]	c.f [dB(1/m)]	Duty Cycle Factor [dB]	Level PK [dB(uV/m)]	Level AV [dB(uV/m)]	Limit PK [dB(uV/m)]	Limit AV [dB(uV/m)]	Margin PK [dB]	Margin AV [dB]	Note
5 625.87	H	53.6	4.2	-----	57.8	-----	68.2	-----	10.4	-----	Peak
5 646.73	V	53.9	4.2	-----	58.1	-----	68.2	-----	10.1	-----	Peak

Radiated Restricted Band Edge Plot

Worst Case Mode :	802.11n_HT40
Worst Case Transfer Rate :	MCS 0
Distance of Measurements :	3 Meters
Operating Frequency :	5 875 MHz
Channel :	175

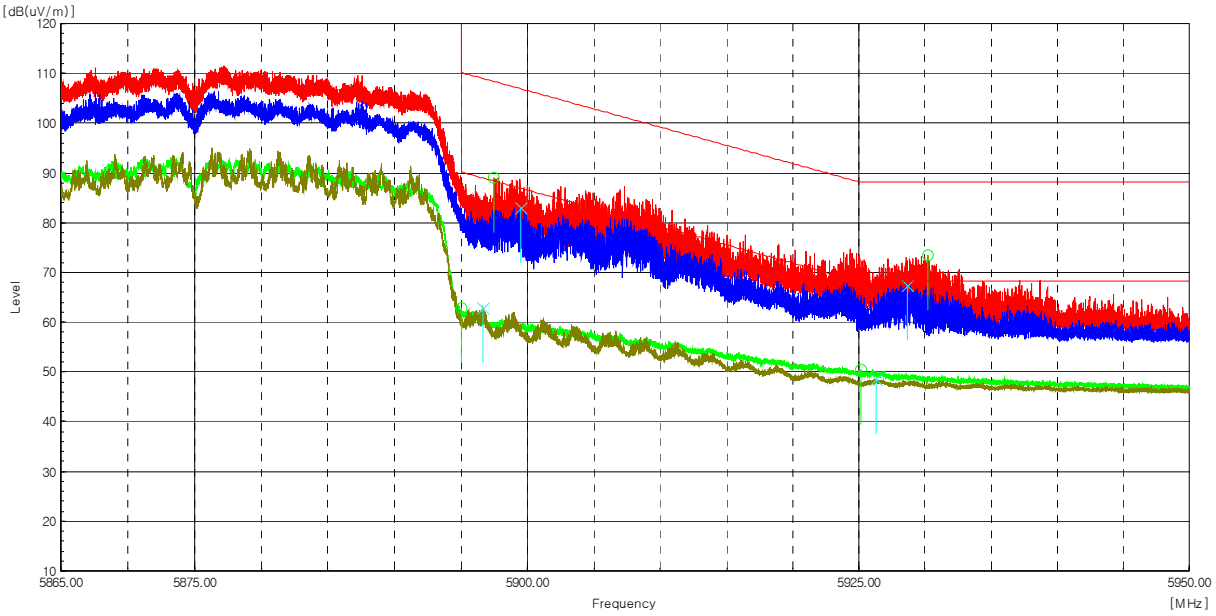

Frequency [MHz]	(P)	Reading [dBuV]	c.f [dB(1/m)]	Duty Cycle Factor [dB]	Level PK [dB(uV/m)]	Level AV [dB(uV/m)]	Limit PK [dB(uV/m)]	Limit AV [dB(uV/m)]	Margin PK [dB]	Margin AV [dB]	Note
5 897.51	H	84.2	4.8	-----	89.0	-----	108.4	-----	19.4	-----	Peak
5 895.04	H	58.1	4.8	0.3	-----	63.2	-----	90.2	-----	27.0	Average
5 899.51	V	78.1	4.8	-----	82.9	-----	106.9	-----	24.0	-----	Peak
5 896.70	V	58.1	4.8	0.3	-----	63.2	-----	89.0	-----	25.8	Average
5 930.23	H	68.5	4.9	-----	73.4	-----	88.2	-----	14.8	-----	Peak
5 925.16	H	45.6	4.9	0.3	-----	50.8	-----	68.2	-----	17.4	Average
5 928.67	V	62.6	4.9	-----	67.5	-----	88.2	-----	20.7	-----	Peak
5 926.33	V	43.6	4.9	0.3	-----	48.8	-----	68.2	-----	19.4	Average

Radiated Restricted Band Edge Plot

Test mode : Transmitter, 802.11ac_VHT40

The requirements are:
☒ Complies

Test Data

Ch.38(5 190 MHz)

Frequency [MHz]	(P)	Reading [dBuV]	c.f [dB(1/m)]	Duty Cycle Factor [dB]	Level PK [dB(uV/m)]	Level AV [dB(uV/m)]	Limit PK [dB(uV/m)]	Limit AV [dB(uV/m)]	Margin PK [dB]	Margin AV [dB]	Note
10 378.44	H	56.1	11.3	-----	67.4	-----	68.2	-----	0.8	-----	Peak
10 378.95	V	51.0	11.3	-----	62.3	-----	68.2	-----	5.9	-----	Peak
15 571.78	H	53.0	13.9	-----	66.9	-----	74.0	-----	7.1	-----	Peak
15 562.05	H	37.5	14.0	0.5	-----	52.0	-----	54.0	-----	2.0	Average

Ch.46(5 230 MHz)

Frequency [MHz]	(P)	Reading [dBuV]	c.f [dB(1/m)]	Duty Cycle Factor [dB]	Level PK [dB(uV/m)]	Level AV [dB(uV/m)]	Limit PK [dB(uV/m)]	Limit AV [dB(uV/m)]	Margin PK [dB]	Margin AV [dB]	Note
10 456.49	H	55.2	11.6	-----	66.8	-----	68.2	-----	1.4	-----	Peak
10 459.71	V	51.3	11.6	-----	62.9	-----	68.2	-----	5.3	-----	Peak
15 697.07	H	53.8	13.9	-----	67.7	-----	74.0	-----	6.3	-----	Peak
15 691.23	H	37.5	13.8	0.5	-----	51.8	-----	54.0	-----	2.2	Average

Ch.54(5 270 MHz)

Frequency [MHz]	(P)	Reading [dBuV]	c.f [dB(1/m)]	Duty Cycle Factor [dB]	Level PK [dB(uV/m)]	Level AV [dB(uV/m)]	Limit PK [dB(uV/m)]	Limit AV [dB(uV/m)]	Margin PK [dB]	Margin AV [dB]	Note
10 536.74	H	54.4	11.7	-----	66.1	-----	68.2	-----	2.1	-----	Peak
10 538.86	V	52.1	11.7	-----	63.8	-----	68.2	-----	4.4	-----	Peak
15 813.75	H	54.4	14.0	-----	68.4	-----	74.0	-----	5.6	-----	Peak
15 808.47	H	37.5	14.0	0.5	-----	52.0	-----	54.0	-----	2.0	Average

Ch.62(5 310 MHz)

Frequency [MHz]	(P)	Reading [dBuV]	c.f [dB(1/m)]	Duty Cycle Factor [dB]	Level PK [dB(uV/m)]	Level AV [dB(uV/m)]	Limit PK [dB(uV/m)]	Limit AV [dB(uV/m)]	Margin PK [dB]	Margin AV [dB]	Note
10 618.98	H	52.7	11.7	-----	64.4	-----	74.0	-----	9.6	-----	Peak
10 619.95	H	36.0	11.7	0.5	-----	48.2	-----	54.0	-----	5.8	Average
10 618.59	V	47.9	11.7	-----	59.6	-----	74.0	-----	14.4	-----	Peak
10 620.14	V	34.7	11.7	0.5	-----	46.9	-----	54.0	-----	7.1	Average
15 926.45	H	49.7	14.2	-----	63.9	-----	74.0	-----	10.1	-----	Peak
15 932.65	H	36.4	14.2	0.5	-----	51.1	-----	54.0	-----	2.9	Average

Ch.102(5 510 MHz)

Frequency [MHz]	(P)	Reading [dBuV]	c.f [dB(1/m)]	Duty Cycle Factor [dB]	Level PK [dB(uV/m)]	Level AV [dB(uV/m)]	Limit PK [dB(uV/m)]	Limit AV [dB(uV/m)]	Margin PK [dB]	Margin AV [dB]	Note
11 018.66	H	48.8	12.1	-----	60.9	-----	74.0	-----	13.1	-----	Peak
11 031.48	H	34.9	12.2	0.5	-----	47.6	-----	54.0	-----	6.4	Average
11 041.59	V	46.1	12.2	-----	58.3	-----	74.0	-----	15.7	-----	Peak
11 027.74	V	34.5	12.2	0.5	-----	47.2	-----	54.0	-----	6.8	Average

Ch.118(5 590 MHz)

Frequency [MHz]	(P)	Reading [dBuV]	c.f [dB(1/m)]	Duty Cycle Factor [dB]	Level PK [dB(uV/m)]	Level AV [dB(uV/m)]	Limit PK [dB(uV/m)]	Limit AV [dB(uV/m)]	Margin PK [dB]	Margin AV [dB]	Note
11 178.96	H	50.8	12.7	-----	63.5	-----	74.0	-----	10.5	-----	Peak
11 181.02	H	35.3	12.7	0.5	-----	48.5	-----	54.0	-----	5.5	Average

Ch.134(5 670 MHz)

Frequency [MHz]	(P)	Reading [dBuV]	c.f [dB(1/m)]	Duty Cycle Factor [dB]	Level PK [dB(uV/m)]	Level AV [dB(uV/m)]	Limit PK [dB(uV/m)]	Limit AV [dB(uV/m)]	Margin PK [dB]	Margin AV [dB]	Note
11 339.58	H	48.1	12.2	-----	60.3	-----	74.0	-----	13.7	-----	Peak
11 341.06	H	34.1	12.2	0.5	-----	46.8	-----	54.0	-----	7.2	Average

Ch.142(5 710 MHz)

Frequency [MHz]	(P)	Reading [dBuV]	c.f [dB(1/m)]	Duty Cycle Factor [dB]	Level PK [dB(uV/m)]	Level AV [dB(uV/m)]	Limit PK [dB(uV/m)]	Limit AV [dB(uV/m)]	Margin PK [dB]	Margin AV [dB]	Note
11 416.86	H	49.2	12.8	-----	62.0	-----	74.0	-----	12.0	-----	Peak
11 416.99	H	34.7	12.8	0.5	-----	48.0	-----	54.0	-----	6.0	Average

Ch.151(5 755 MHz)

Frequency [MHz]	(P)	Reading [dBuV]	c.f [dB(1/m)]	Duty Cycle Factor [dB]	Level PK [dB(uV/m)]	Level AV [dB(uV/m)]	Limit PK [dB(uV/m)]	Limit AV [dB(uV/m)]	Margin PK [dB]	Margin AV [dB]	Note
11 517.40	H	49.1	12.7	-----	61.8	-----	74.0	-----	12.2	-----	Peak
11 511.21	H	33.7	12.7	0.5	-----	46.9	-----	54.0	-----	7.1	Average
17 270.50	H	47.0	19.3	-----	66.3	-----	68.2	-----	1.9	-----	Peak

Ch.159(5 795 MHz)

Frequency [MHz]	(P)	Reading [dBuV]	c.f [dB(1/m)]	Duty Cycle Factor [dB]	Level PK [dB(uV/m)]	Level AV [dB(uV/m)]	Limit PK [dB(uV/m)]	Limit AV [dB(uV/m)]	Margin PK [dB]	Margin AV [dB]	Note
11 591.33	H	47.9	13.0	-----	60.9	-----	74.0	-----	13.1	-----	Peak
11 568.60	H	33.4	13.0	0.5	-----	46.9	-----	54.0	-----	7.1	Average
11 595.32	V	45.2	13.0	-----	58.2	-----	74.0	-----	15.8	-----	Peak
11 568.60	V	33.2	13.0	0.5	-----	46.7	-----	54.0	-----	7.3	Average
17 383.75	H	47.6	19.6	-----	67.2	-----	68.2	-----	1.0	-----	Peak

Ch.167(5 835 MHz)

Frequency [MHz]	(P)	Reading [dBuV]	c.f [dB(1/m)]	Duty Cycle Factor [dB]	Level PK [dB(uV/m)]	Level AV [dB(uV/m)]	Limit PK [dB(uV/m)]	Limit AV [dB(uV/m)]	Margin PK [dB]	Margin AV [dB]	Note
11 676.86	H	49.6	12.6	-----	62.2	-----	74.0	-----	11.8	-----	Peak
11 670.74	H	33.5	12.6	0.5	-----	46.6	-----	54.0	-----	7.4	Average
17 497.19	H	46.6	20.4	-----	67.0	-----	68.2	-----	1.2	-----	Peak

Ch.175(5 875 MHz)

Frequency [MHz]	(P)	Reading [dBuV]	c.f [dB(1/m)]	Duty Cycle Factor [dB]	Level PK [dB(uV/m)]	Level AV [dB(uV/m)]	Limit PK [dB(uV/m)]	Limit AV [dB(uV/m)]	Margin PK [dB]	Margin AV [dB]	Note
11 751.37	H	49.3	12.7	-----	62.0	-----	74.0	-----	12.0	-----	Peak
11 769.08	H	34.2	12.8	0.5	-----	47.5	-----	54.0	-----	6.5	Average

Remarks

1. The unwanted emission was measured in the following position: EUT stand-up position(Z axis), lie-down positon(X,Y axis). The worst emission was found in lie-down positon(X axis) and the worst case was recorded.
2. Peak Result = Reading + c.f(Correction factor)
   Average Result = Reading + c.f(Correction factor) + Duty Cycle Factor
3. Correction factor = Antenna factor + Cable loss - Amp Gain

Worst Case Mode :	802.11ac_VHT40
Worst Case Transfer Rate :	MNSS 0
Distance of Measurements :	3 Meters
Operating Frequency :	5 190 MHz
Channel :	38

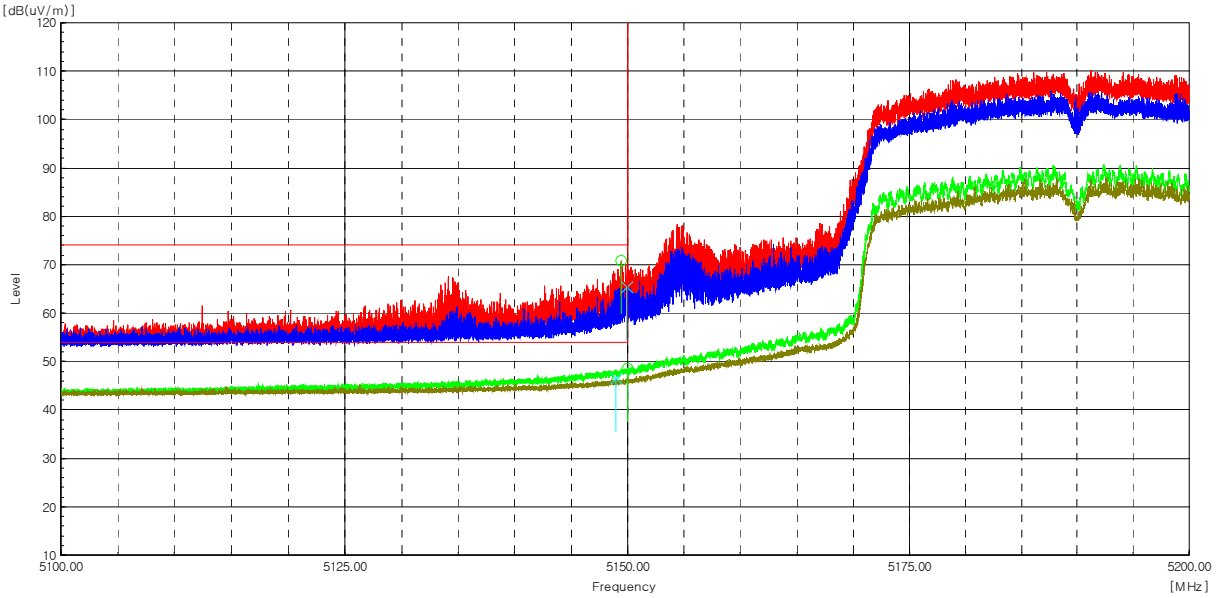

Frequency [MHz]	(P)	Reading [dBuV]	c.f [dB(1/m)]	Duty Cycle Factor [dB]	Level PK [dB(uV/m)]	Level AV [dB(uV/m)]	Limit PK [dB(uV/m)]	Limit AV [dB(uV/m)]	Margin PK [dB]	Margin AV [dB]	Note
5 149.45	H	68.4	2.4	-----	70.8	-----	74.0	-----	3.2	-----	Peak
5 149.96	H	46.2	2.4	0.5	-----	49.1	-----	54.0	-----	4.9	Average
5 149.93	V	63.0	2.4	-----	65.4	-----	74.0	-----	8.6	-----	Peak
5 148.98	V	44.2	2.4	0.5	-----	47.1	-----	54.0	-----	6.9	Average

Radiated Restricted Band Edge Plot

Worst Case Mode :	802.11ac_VHT40
Worst Case Transfer Rate :	MNSS 0
Distance of Measurements :	3 Meters
Operating Frequency :	5 310 MHz
Channel :	62

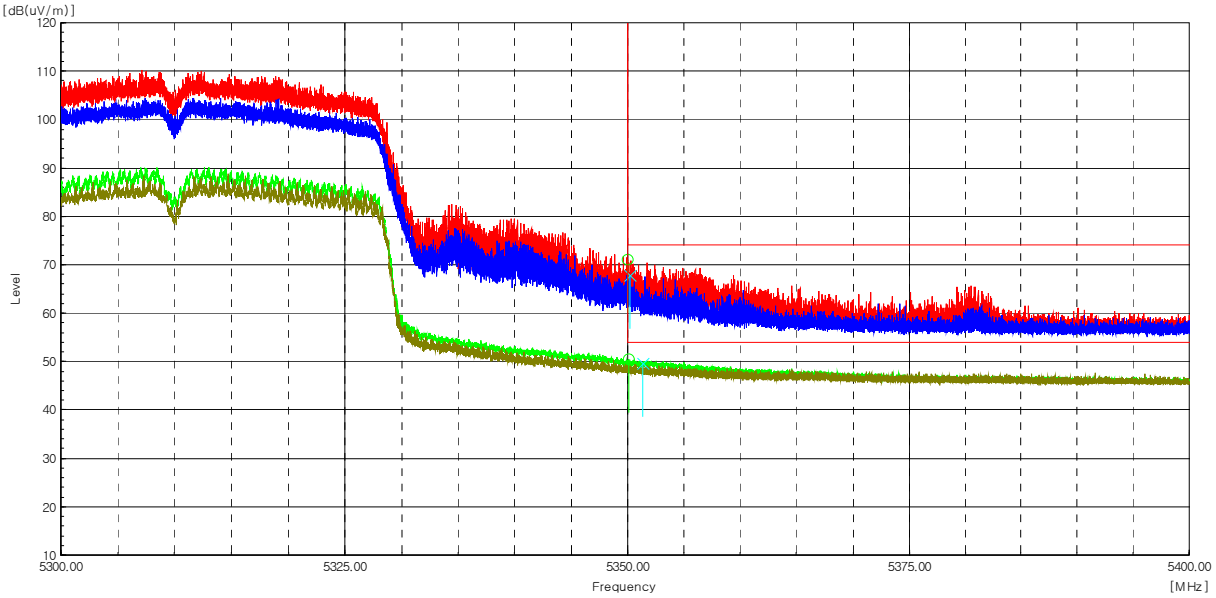

Frequency [MHz]	(P)	Reading [dBuV]	c.f [dB(1/m)]	Duty Cycle Factor [dB]	Level PK [dB(uV/m)]	Level AV [dB(uV/m)]	Limit PK [dB(uV/m)]	Limit AV [dB(uV/m)]	Margin PK [dB]	Margin AV [dB]	Note
5 350.05	H	67.8	3.2	-----	71.0	-----	74.0	-----	3.0	-----	Peak
5 350.08	H	47.2	3.2	0.5	-----	50.9	-----	54.0	-----	3.1	Average
5 350.20	V	64.6	3.2	-----	67.8	-----	74.0	-----	6.2	-----	Peak
5 351.32	V	46.5	3.2	0.5	-----	50.2	-----	54.0	-----	3.8	Average

Radiated Restricted Band Edge Plot

Worst Case Mode :	802.11ac_VHT40
Worst Case Transfer Rate :	MNSS 0
Distance of Measurements :	3 Meters
Operating Frequency :	5 510 MHz
Channel :	102

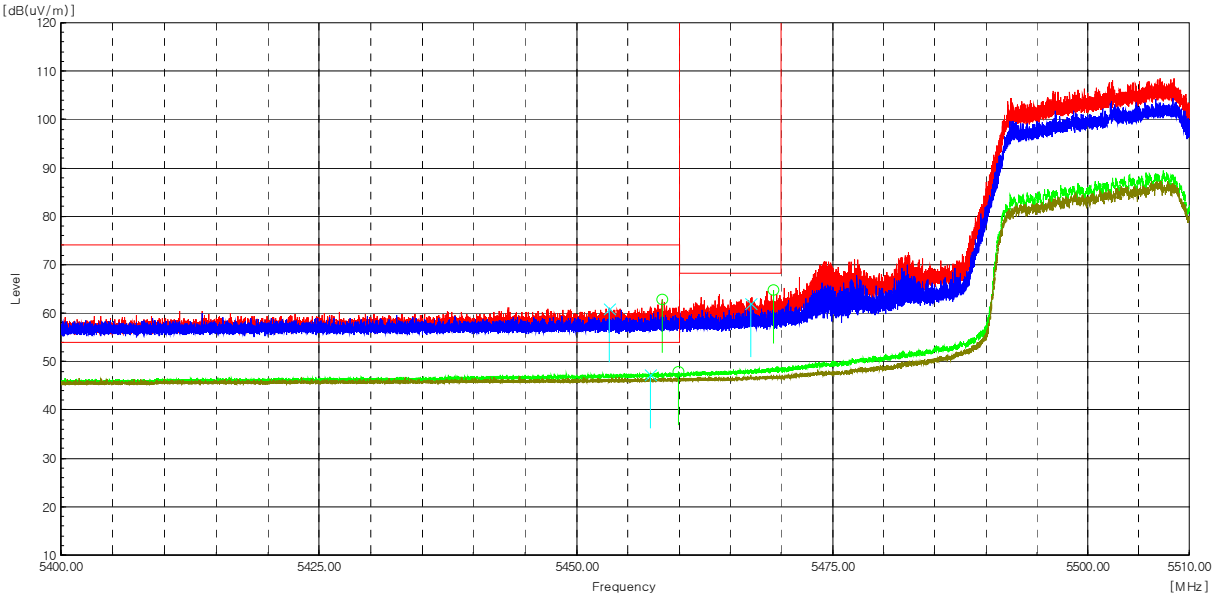

Frequency [MHz]	(P)	Reading [dBuV]	c.f [dB(1/m)]	Duty Cycle Factor [dB]	Level PK [dB(uV/m)]	Level AV [dB(uV/m)]	Limit PK [dB(uV/m)]	Limit AV [dB(uV/m)]	Margin PK [dB]	Margin AV [dB]	Note
5 458.37	H	58.9	3.9	-----	62.8	-----	74.0	-----	11.2	-----	Peak
5 459.97	H	43.9	3.9	0.5	-----	48.3	-----	54.0	-----	5.7	Average
5 453.21	V	57.0	3.9	-----	60.9	-----	74.0	-----	13.1	-----	Peak
5 457.15	V	43.3	3.9	0.5	-----	47.7	-----	54.0	-----	6.3	Average
5 469.23	H	60.8	3.9	-----	64.7	-----	68.2	-----	3.5	-----	Peak
5 467.02	V	58.1	3.9	-----	62.0	-----	68.2	-----	6.2	-----	Peak

Radiated Restricted Band Edge Plot

Worst Case Mode :	802.11ac_VHT40
Worst Case Transfer Rate :	MNSS 0
Distance of Measurements :	3 Meters
Operating Frequency :	5 670 MHz
Channel :	134

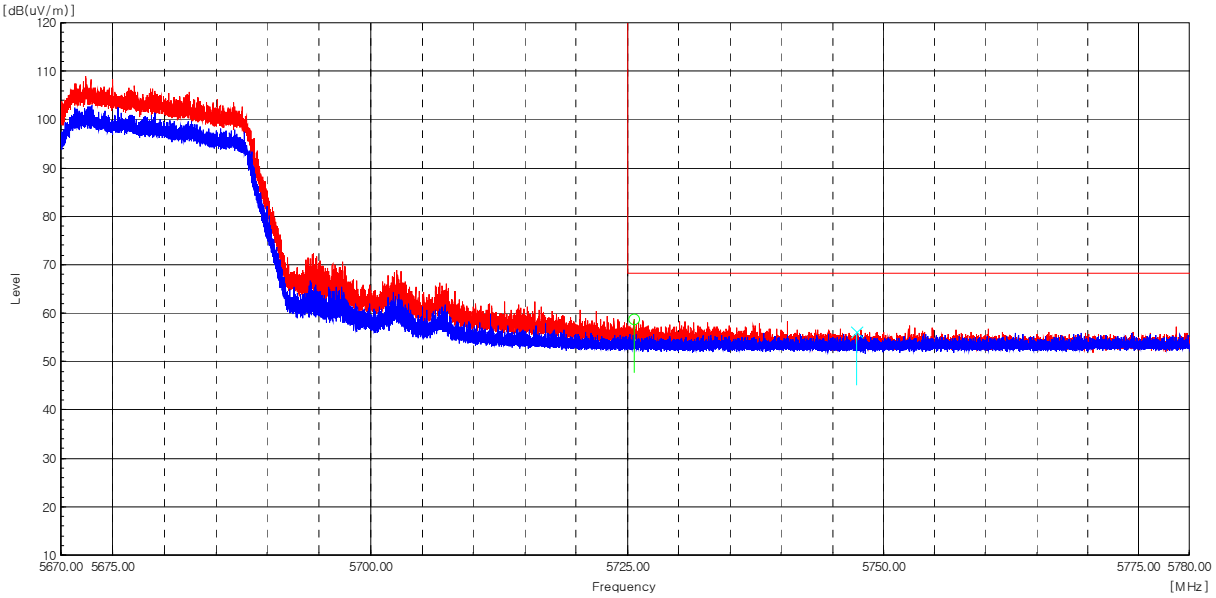

Frequency [MHz]	(P)	Reading [dBuV]	c.f [dB(1/m)]	Duty Cycle Factor [dB]	Level PK [dB(uV/m)]	Level AV [dB(uV/m)]	Limit PK [dB(uV/m)]	Limit AV [dB(uV/m)]	Margin PK [dB]	Margin AV [dB]	Note
5 725.61	H	54.7	4.1	-----	58.8	-----	68.2	-----	9.4	-----	Peak
5 747.38	V	51.8	4.2	-----	56.0	-----	68.2	-----	12.2	-----	Peak

Radiated Restricted Band Edge Plot

Worst Case Mode :	802.11ac_VHT40
Worst Case Transfer Rate :	MNSS 0
Distance of Measurements :	3 Meters
Operating Frequency :	5 755 MHz
Channel :	151

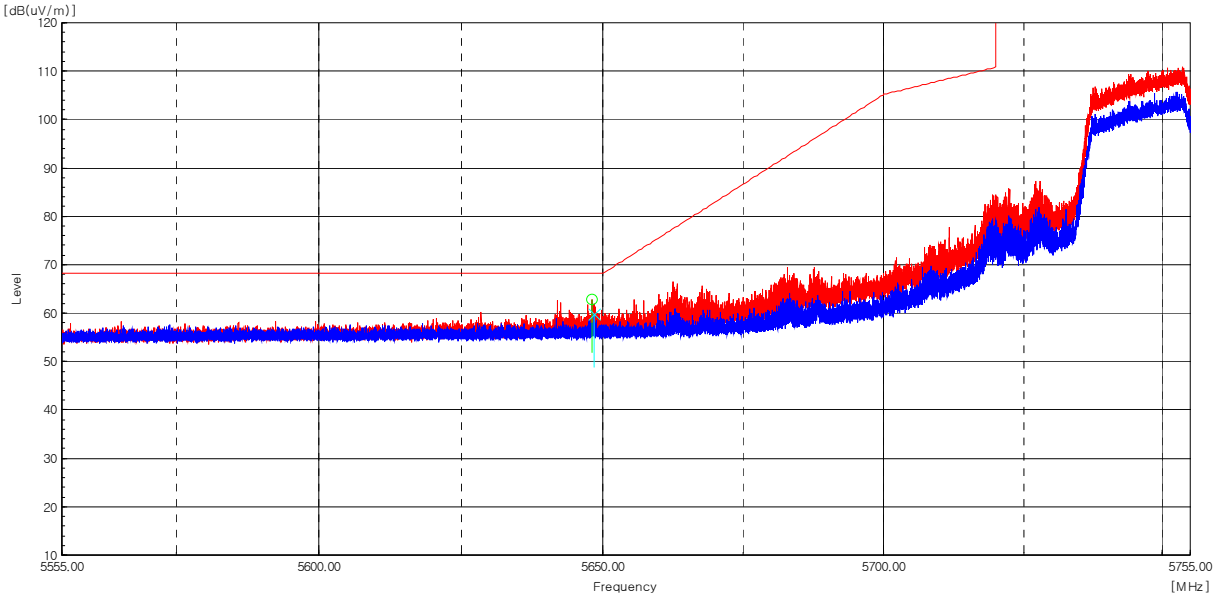

Frequency [MHz]	(P)	Reading [dBuV]	c.f [dB(1/m)]	Duty Cycle Factor [dB]	Level PK [dB(uV/m)]	Level AV [dB(uV/m)]	Limit PK [dB(uV/m)]	Limit AV [dB(uV/m)]	Margin PK [dB]	Margin AV [dB]	Note
5 648.07	H	58.7	4.2	-----	62.9	-----	68.2	-----	5.3	-----	Peak
5 648.48	V	55.6	4.2	-----	59.8	-----	68.2	-----	8.4	-----	Peak

Radiated Restricted Band Edge Plot

Worst Case Mode :	802.11ac_VHT40
Worst Case Transfer Rate :	MNSS 0
Distance of Measurements :	3 Meters
Operating Frequency :	5 795 MHz
Channel :	159

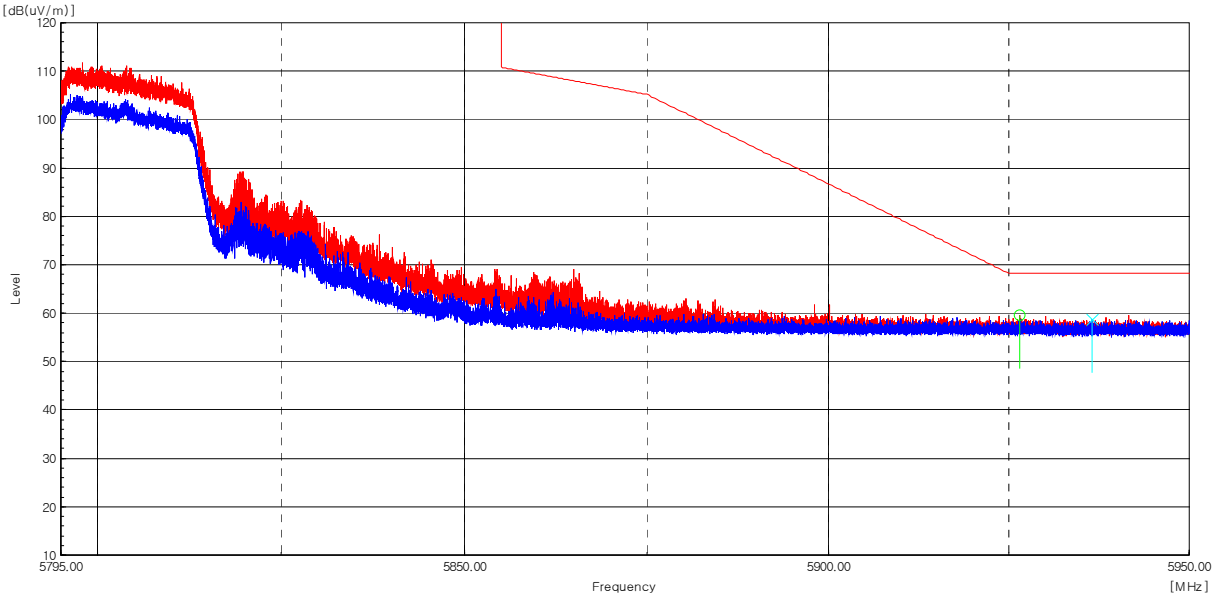

Frequency [MHz]	(P)	Reading [dBuV]	c.f [dB(1/m)]	Duty Cycle Factor [dB]	Level PK [dB(uV/m)]	Level AV [dB(uV/m)]	Limit PK [dB(uV/m)]	Limit AV [dB(uV/m)]	Margin PK [dB]	Margin AV [dB]	Note
5 926.49	H	54.7	4.9	-----	59.6	-----	68.2	-----	8.6	-----	Peak
5 936.53	V	53.8	4.9	-----	58.7	-----	68.2	-----	9.5	-----	Peak

Radiated Restricted Band Edge Plot

Worst Case Mode :	802.11ac_VHT40
Worst Case Transfer Rate :	MNSS 0
Distance of Measurements :	3 Meters
Operating Frequency :	5 835 MHz
Channel :	167

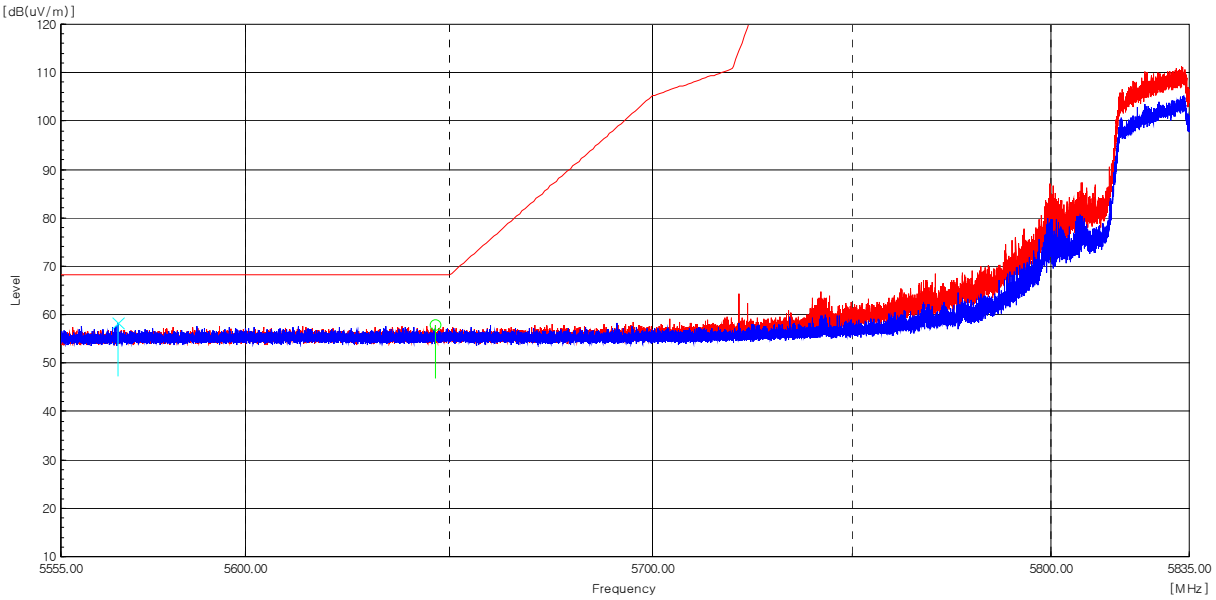

Frequency [MHz]	(P)	Reading [dBuV]	c.f [dB(1/m)]	Duty Cycle Factor [dB]	Level PK [dB(uV/m)]	Level AV [dB(uV/m)]	Limit PK [dB(uV/m)]	Limit AV [dB(uV/m)]	Margin PK [dB]	Margin AV [dB]	Note
5 646.40	H	53.6	4.2	-----	57.8	-----	68.2	-----	10.4	-----	Peak
5 568.75	V	54.2	4.0	-----	58.2	-----	68.2	-----	10.0	-----	Peak

Radiated Restricted Band Edge Plot

Worst Case Mode :	802.11ac_VHT40
Worst Case Transfer Rate :	MNSS 0
Distance of Measurements :	3 Meters
Operating Frequency :	5 875 MHz
Channel :	175

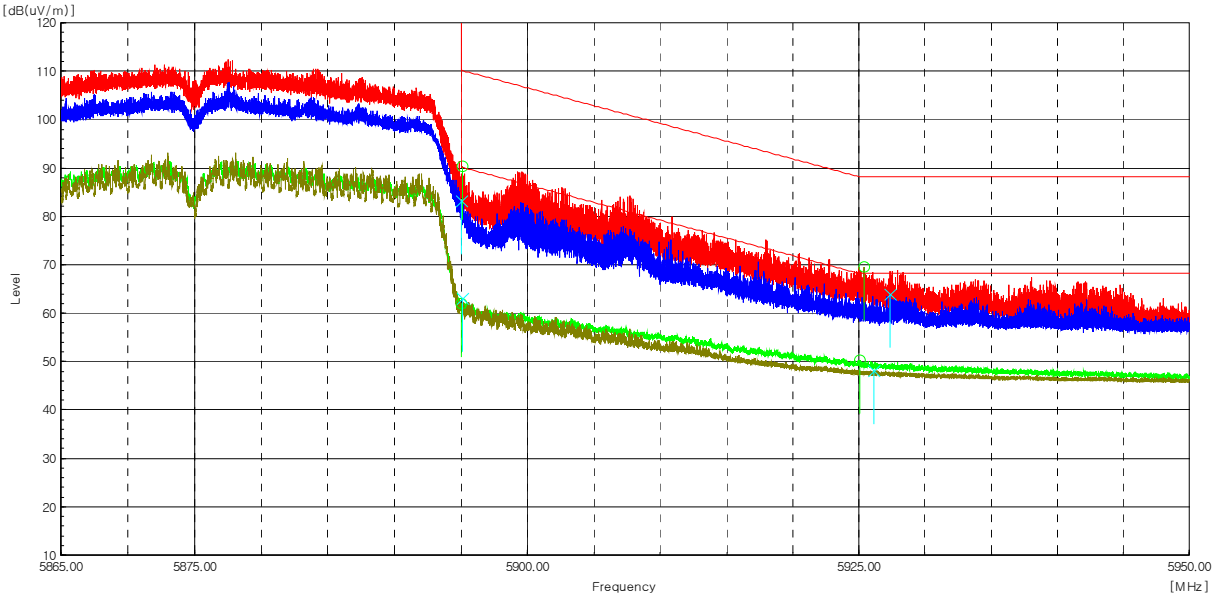

Frequency [MHz]	(P)	Reading [dBuV]	c.f [dB(1/m)]	Duty Cycle Factor [dB]	Level PK [dB(uV/m)]	Level AV [dB(uV/m)]	Limit PK [dB(uV/m)]	Limit AV [dB(uV/m)]	Margin PK [dB]	Margin AV [dB]	Note
5 895.13	H	85.5	4.8	-----	90.3	-----	110.1	-----	19.8	-----	Peak
5 895.07	H	57.3	4.8	0.5	-----	62.6	-----	90.2	-----	27.6	Average
5 895.04	V	78.5	4.8	-----	83.3	-----	110.2	-----	26.9	-----	Peak
5 895.14	V	58.2	4.8	0.5	-----	63.5	-----	90.1	-----	26.6	Average
5 925.35	H	64.7	4.9	-----	69.6	-----	88.2	-----	18.6	-----	Peak
5 925.05	H	45.4	4.9	0.5	-----	50.8	-----	68.2	-----	17.4	Average
5 927.32	V	59.0	4.9	-----	63.9	-----	88.2	-----	24.3	-----	Peak
5 926.13	V	43.2	4.9	0.5	-----	48.6	-----	68.2	-----	19.6	Average

Radiated Restricted Band Edge Plot

Test mode : Transmitter, 802.11ax_HE40_26T

The requirements are:
☒ Complies

Test Data

Ch.38(5 190 MHz)

Frequency [MHz]	(P)	Reading [dBuV]	c.f [dB(1/m)]	Duty Cycle Factor [dB]	Level PK [dB(uV/m)]	Level AV [dB(uV/m)]	Limit PK [dB(uV/m)]	Limit AV [dB(uV/m)]	Margin PK [dB]	Margin AV [dB]	Note
10 415.34	H	51.4	11.1	-----	62.5	-----	68.2	-----	5.7	-----	Peak
10 416.24	V	45.7	11.1	-----	56.8	-----	68.2	-----	11.4	-----	Peak

Ch.46(5 230 MHz)

Frequency [MHz]	(P)	Reading [dBuV]	c.f [dB(1/m)]	Duty Cycle Factor [dB]	Level PK [dB(uV/m)]	Level AV [dB(uV/m)]	Limit PK [dB(uV/m)]	Limit AV [dB(uV/m)]	Margin PK [dB]	Margin AV [dB]	Note
10 495.84	H	52.1	11.3	-----	63.4	-----	68.2	-----	4.8	-----	Peak
10 495.84	V	47.2	11.3	-----	58.5	-----	68.2	-----	9.7	-----	Peak

Ch.54(5 270 MHz)

Frequency [MHz]	(P)	Reading [dBuV]	c.f [dB(1/m)]	Duty Cycle Factor [dB]	Level PK [dB(uV/m)]	Level AV [dB(uV/m)]	Limit PK [dB(uV/m)]	Limit AV [dB(uV/m)]	Margin PK [dB]	Margin AV [dB]	Note
10 574.99	H	55.1	11.5	-----	66.6	-----	68.2	-----	1.6	-----	Peak
10 576.41	V	49.1	11.5	-----	60.6	-----	68.2	-----	7.6	-----	Peak

Ch.62(5 310 MHz)

Frequency [MHz]	(P)	Reading [dBuV]	c.f [dB(1/m)]	Duty Cycle Factor [dB]	Level PK [dB(uV/m)]	Level AV [dB(uV/m)]	Limit PK [dB(uV/m)]	Limit AV [dB(uV/m)]	Margin PK [dB]	Margin AV [dB]	Note
10 656.01	H	53.1	11.5	-----	64.6	-----	74.0	-----	9.4	-----	Peak
10 655.95	H	35.5	11.5	0.2	-----	47.2	-----	54.0	-----	6.8	Average
10 654.92	V	49.8	11.5	-----	61.3	-----	74.0	-----	12.7	-----	Peak
10 655.88	V	33.4	11.5	0.2	-----	45.1	-----	54.0	-----	8.9	Average

Ch.102(5 510 MHz)

Frequency [MHz]	(P)	Reading [dBuV]	c.f [dB(1/m)]	Duty Cycle Factor [dB]	Level PK [dB(uV/m)]	Level AV [dB(uV/m)]	Limit PK [dB(uV/m)]	Limit AV [dB(uV/m)]	Margin PK [dB]	Margin AV [dB]	Note
11 055.89	H	50.7	12.0	-----	62.7	-----	74.0	-----	11.3	-----	Peak
11 055.69	H	34.9	12.0	0.2	-----	47.1	-----	54.0	-----	6.9	Average
11 056.14	V	46.7	12.0	-----	58.7	-----	74.0	-----	15.3	-----	Peak
11 054.86	V	33.2	12.0	0.2	-----	45.4	-----	54.0	-----	8.6	Average

Ch.118(5 590 MHz)

Frequency [MHz]	(P)	Reading [dBuV]	c.f [dB(1/m)]	Duty Cycle Factor [dB]	Level PK [dB(uV/m)]	Level AV [dB(uV/m)]	Limit PK [dB(uV/m)]	Limit AV [dB(uV/m)]	Margin PK [dB]	Margin AV [dB]	Note
11 216.76	H	52.7	12.6	-----	65.3	-----	74.0	-----	8.7	-----	Peak
11 216.18	H	35.5	12.6	0.2	-----	48.3	-----	54.0	-----	5.7	Average
11 215.93	V	46.6	12.6	-----	59.2	-----	74.0	-----	14.8	-----	Peak
11 216.96	V	33.7	12.6	0.2	-----	46.5	-----	54.0	-----	7.5	Average

Ch.134(5 670 MHz)

Frequency [MHz]	(P)	Reading [dBuV]	c.f [dB(1/m)]	Duty Cycle Factor [dB]	Level PK [dB(uV/m)]	Level AV [dB(uV/m)]	Limit PK [dB(uV/m)]	Limit AV [dB(uV/m)]	Margin PK [dB]	Margin AV [dB]	Note
11 376.10	H	51.3	12.1	-----	63.4	-----	74.0	-----	10.6	-----	Peak
11 376.03	H	34.7	12.1	0.2	-----	47.0	-----	54.0	-----	7.0	Average
11 375.90	V	46.4	12.1	-----	58.5	-----	74.0	-----	15.5	-----	Peak
11 376.55	V	33.1	12.1	0.2	-----	45.4	-----	54.0	-----	8.6	Average

Ch.142(5 710 MHz)

Frequency [MHz]	(P)	Reading [dBuV]	c.f [dB(1/m)]	Duty Cycle Factor [dB]	Level PK [dB(uV/m)]	Level AV [dB(uV/m)]	Limit PK [dB(uV/m)]	Limit AV [dB(uV/m)]	Margin PK [dB]	Margin AV [dB]	Note
11 456.79	H	51.3	12.7	-----	64.0	-----	74.0	-----	10.0	-----	Peak
11 455.83	H	34.0	12.7	0.2	-----	46.9	-----	54.0	-----	7.1	Average
11 456.47	V	44.6	12.7	-----	57.3	-----	74.0	-----	16.7	-----	Peak
11 455.31	V	32.9	12.7	0.2	-----	45.8	-----	54.0	-----	8.2	Average

Ch.151(5 755 MHz)

Frequency [MHz]	(P)	Reading [dBuV]	c.f [dB(1/m)]	Duty Cycle Factor [dB]	Level PK [dB(uV/m)]	Level AV [dB(uV/m)]	Limit PK [dB(uV/m)]	Limit AV [dB(uV/m)]	Margin PK [dB]	Margin AV [dB]	Note
11 545.93	H	52.9	12.7	-----	65.6	-----	74.0	-----	8.4	-----	Peak
11 546.31	H	36.4	12.7	0.2	-----	49.3	-----	54.0	-----	4.7	Average
11 546.05	V	48.7	12.7	-----	61.4	-----	74.0	-----	12.6	-----	Peak
11 546.12	V	34.1	12.7	0.2	-----	47.0	-----	54.0	-----	7.0	Average
17 317.35	H	46.6	20.4	-----	67.0	-----	68.2	-----	1.2	-----	Peak

Ch.159(5 795 MHz)

Frequency [MHz]	(P)	Reading [dBuV]	c.f [dB(1/m)]	Duty Cycle Factor [dB]	Level PK [dB(uV/m)]	Level AV [dB(uV/m)]	Limit PK [dB(uV/m)]	Limit AV [dB(uV/m)]	Margin PK [dB]	Margin AV [dB]	Note
11 626.30	H	52.4	12.8	-----	65.2	-----	74.0	-----	8.8	-----	Peak
11 626.04	H	37.1	12.8	0.2	-----	50.1	-----	54.0	-----	3.9	Average
11 625.14	V	50.6	12.8	-----	63.4	-----	74.0	-----	10.6	-----	Peak
11 625.85	V	33.9	12.8	0.2	-----	46.9	-----	54.0	-----	7.1	Average
17 438.67	H	46.7	20.9	-----	67.6	-----	68.2	-----	0.6	-----	Peak

Ch.167(5 835 MHz)

Frequency [MHz]	(P)	Reading [dBuV]	c.f [dB(1/m)]	Duty Cycle Factor [dB]	Level PK [dB(uV/m)]	Level AV [dB(uV/m)]	Limit PK [dB(uV/m)]	Limit AV [dB(uV/m)]	Margin PK [dB]	Margin AV [dB]	Note
11 706.22	H	50.4	12.5	-----	62.9	-----	74.0	-----	11.1	-----	Peak
11 706.35	H	34.5	12.5	0.2	-----	47.2	-----	54.0	-----	6.8	Average
11 705.45	V	46.7	12.5	-----	59.2	-----	74.0	-----	14.8	-----	Peak
11 705.90	V	32.9	12.5	0.2	-----	45.6	-----	54.0	-----	8.4	Average

Ch.175(5 875 MHz)

Frequency [MHz]	(P)	Reading [dBuV]	c.f [dB(1/m)]	Duty Cycle Factor [dB]	Level PK [dB(uV/m)]	Level AV [dB(uV/m)]	Limit PK [dB(uV/m)]	Limit AV [dB(uV/m)]	Margin PK [dB]	Margin AV [dB]	Note
11 785.70	H	51.3	12.8	-----	64.1	-----	74.0	-----	9.9	-----	Peak
11 785.70	H	35.2	12.8	0.2	-----	48.2	-----	54.0	-----	5.8	Average
11 786.34	V	47.2	12.8	-----	60.0	-----	74.0	-----	14.0	-----	Peak
11 785.89	V	33.4	12.8	0.2	-----	46.4	-----	54.0	-----	7.6	Average

Remarks

1. The unwanted emission was measured in the following position: EUT stand-up position(Z axis), lie-down positon(X,Y axis). The worst emission was found in lie-down positon(X axis) and the worst case was recorded.
2. Peak Result = Reading + c.f(Correction factor)
   Average Result = Reading + c.f(Correction factor) + Duty Cycle Factor
3. Correction factor = Antenna factor + Cable loss - Amp Gain

Worst Case Mode :	802.11ax_HE40_26T
Worst Case Transfer Rate :	MCS 0
Distance of Measurements :	3 Meters
Operating Frequency :	5 190 MHz
Channel :	38

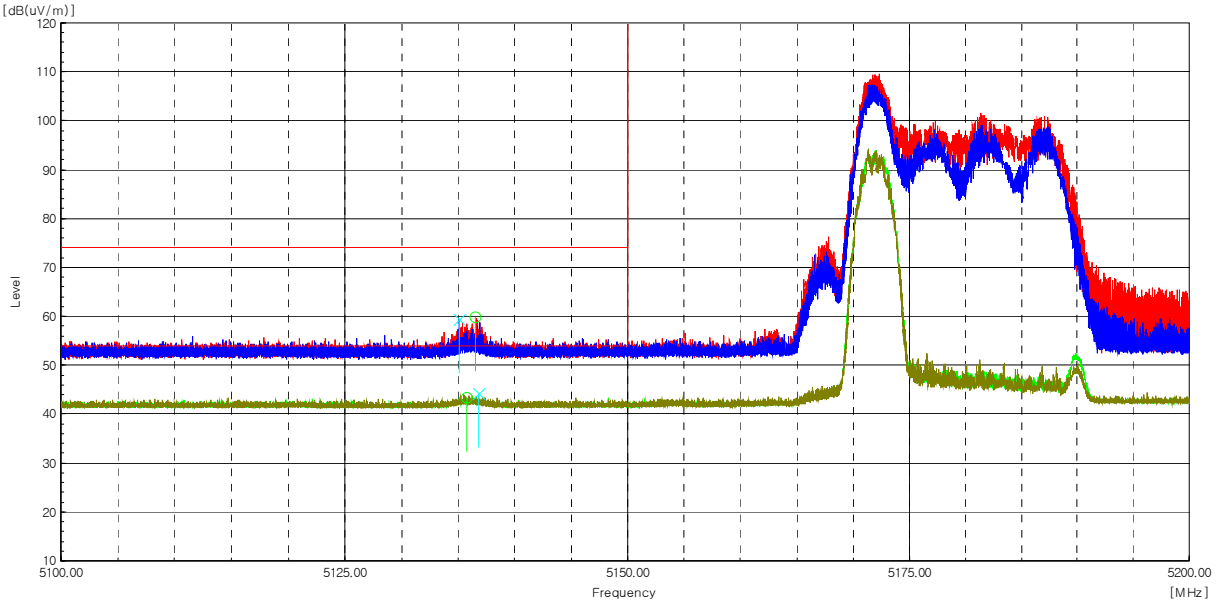

Frequency [MHz]	(P)	Reading [dBuV]	c.f [dB(1/m)]	Duty Cycle Factor [dB]	Level PK [dB(uV/m)]	Level AV [dB(uV/m)]	Limit PK [dB(uV/m)]	Limit AV [dB(uV/m)]	Margin PK [dB]	Margin AV [dB]	Note
5 136.48	H	57.3	2.5	-----	59.8	-----	74.0	-----	14.2	-----	Peak
5 135.77	H	40.8	2.5	0.2	-----	43.5	-----	54.0	-----	10.5	Average
5 135.12	V	56.8	2.5	-----	59.3	-----	74.0	-----	14.7	-----	Peak
5 136.83	V	41.7	2.5	0.2	-----	44.4	-----	54.0	-----	9.6	Average

Radiated Restricted Band Edge Plot

Worst Case Mode :	802.11ax_HE40_26T
Worst Case Transfer Rate :	MCS 0
Distance of Measurements :	3 Meters
Operating Frequency :	5 310 MHz
Channel :	62

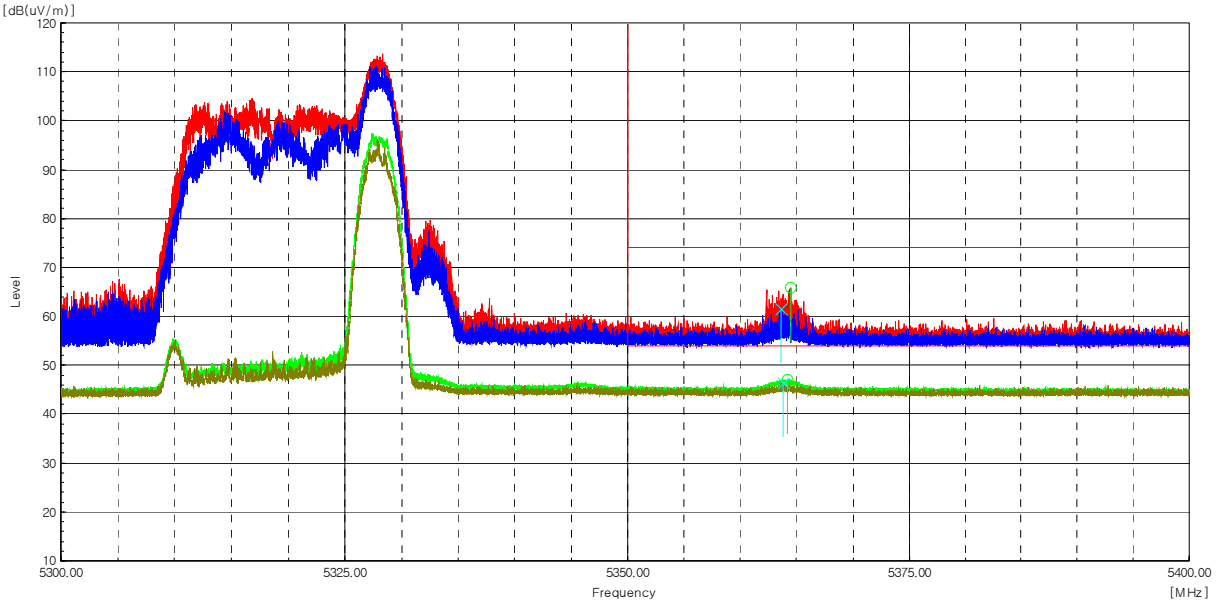

Frequency [MHz]	(P)	Reading [dBuV]	c.f [dB(1/m)]	Duty Cycle Factor [dB]	Level PK [dB(uV/m)]	Level AV [dB(uV/m)]	Limit PK [dB(uV/m)]	Limit AV [dB(uV/m)]	Margin PK [dB]	Margin AV [dB]	Note
5 364.44	H	62.5	3.3	-----	65.8	-----	74.0	-----	8.2	-----	Peak
5 364.19	H	43.8	3.3	0.2	-----	47.3	-----	54.0	-----	6.7	Average
5 363.57	V	58.2	3.3	-----	61.5	-----	74.0	-----	12.5	-----	Peak
5 363.78	V	43.0	3.3	0.2	-----	46.5	-----	54.0	-----	7.5	Average

Radiated Restricted Band Edge Plot

Worst Case Mode :	802.11ax_HE40_26T
Worst Case Transfer Rate :	MCS 0
Distance of Measurements :	3 Meters
Operating Frequency :	5 510 MHz
Channel :	102

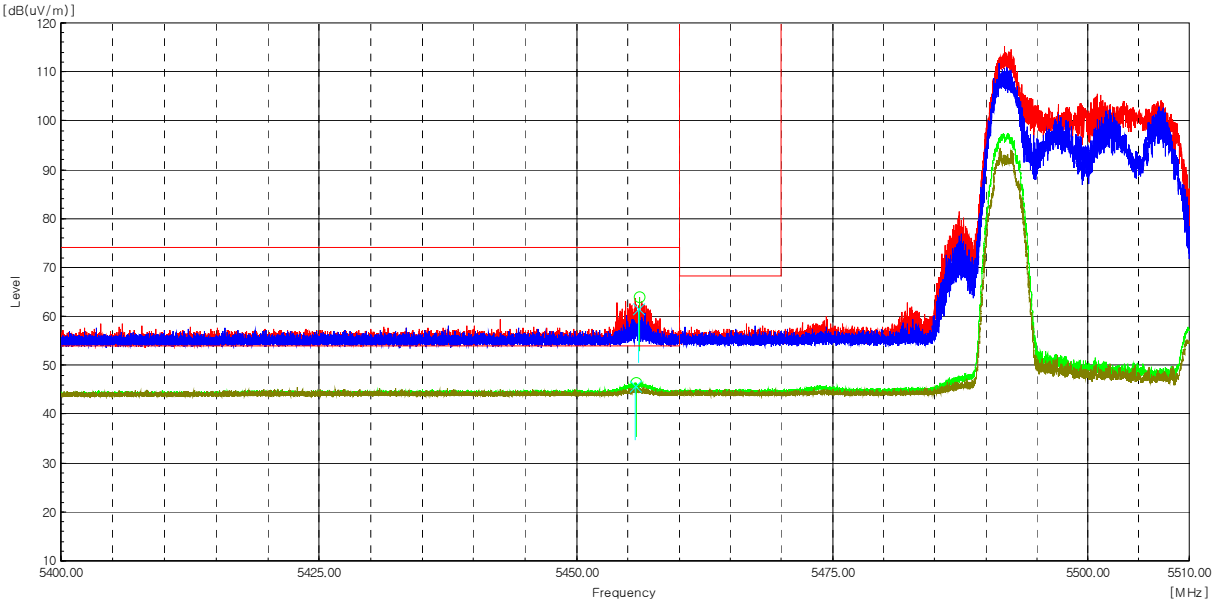

Frequency [MHz]	(P)	Reading [dBuV]	c.f [dB(1/m)]	Duty Cycle Factor [dB]	Level PK [dB(uV/m)]	Level AV [dB(uV/m)]	Limit PK [dB(uV/m)]	Limit AV [dB(uV/m)]	Margin PK [dB]	Margin AV [dB]	Note
5 456.11	H	60.4	3.5	-----	63.9	-----	74.0	-----	10.1	-----	Peak
5 455.80	H	42.9	3.5	0.2	-----	46.6	-----	54.0	-----	7.4	Average
5 456.06	V	57.9	3.5	-----	61.4	-----	74.0	-----	12.6	-----	Peak
5 455.72	V	42.3	3.5	0.2	-----	46.0	-----	54.0	-----	8.0	Average

Radiated Restricted Band Edge Plot

Worst Case Mode :	802.11ax_HE40_26T
Worst Case Transfer Rate :	MCS 0
Distance of Measurements :	3 Meters
Operating Frequency :	5 670 MHz
Channel :	134

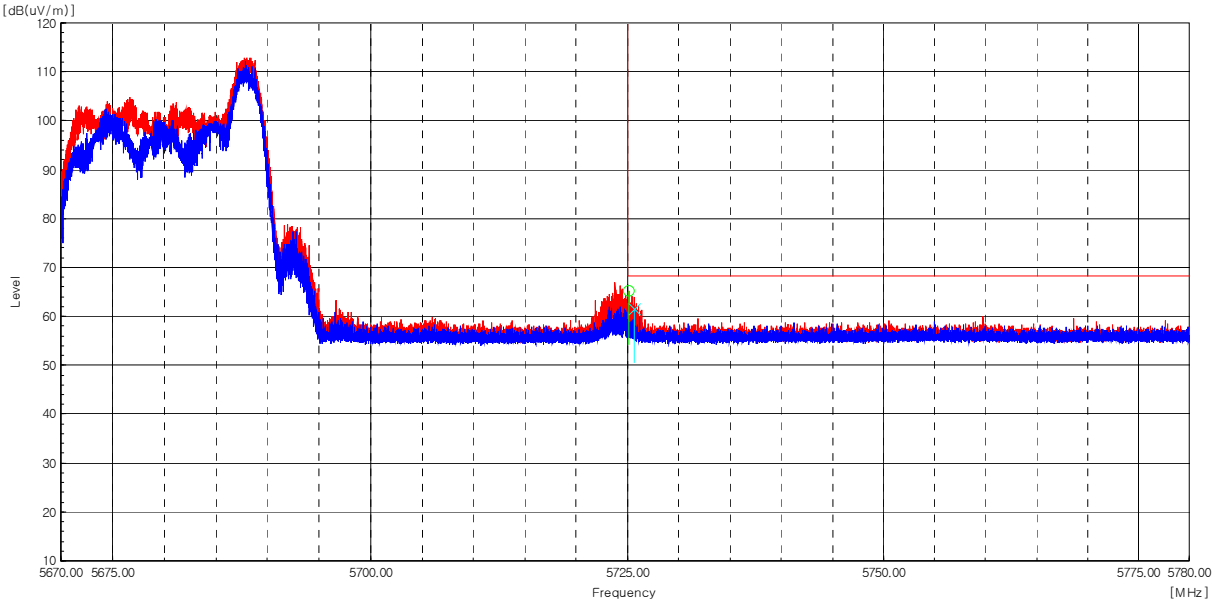

Frequency [MHz]	(P)	Reading [dBuV]	c.f [dB(1/m)]	Duty Cycle Factor [dB]	Level PK [dB(uV/m)]	Level AV [dB(uV/m)]	Limit PK [dB(uV/m)]	Limit AV [dB(uV/m)]	Margin PK [dB]	Margin AV [dB]	Note
5 725.12	H	60.8	4.4	-----	65.2	-----	68.2	-----	3.0	-----	Peak
5 725.62	V	57.2	4.4	-----	61.6	-----	68.2	-----	6.6	-----	Peak

Radiated Restricted Band Edge Plot

Worst Case Mode :	802.11ax_HE40_26T
Worst Case Transfer Rate :	MCS 0
Distance of Measurements :	3 Meters
Operating Frequency :	5 755 MHz
Channel :	151

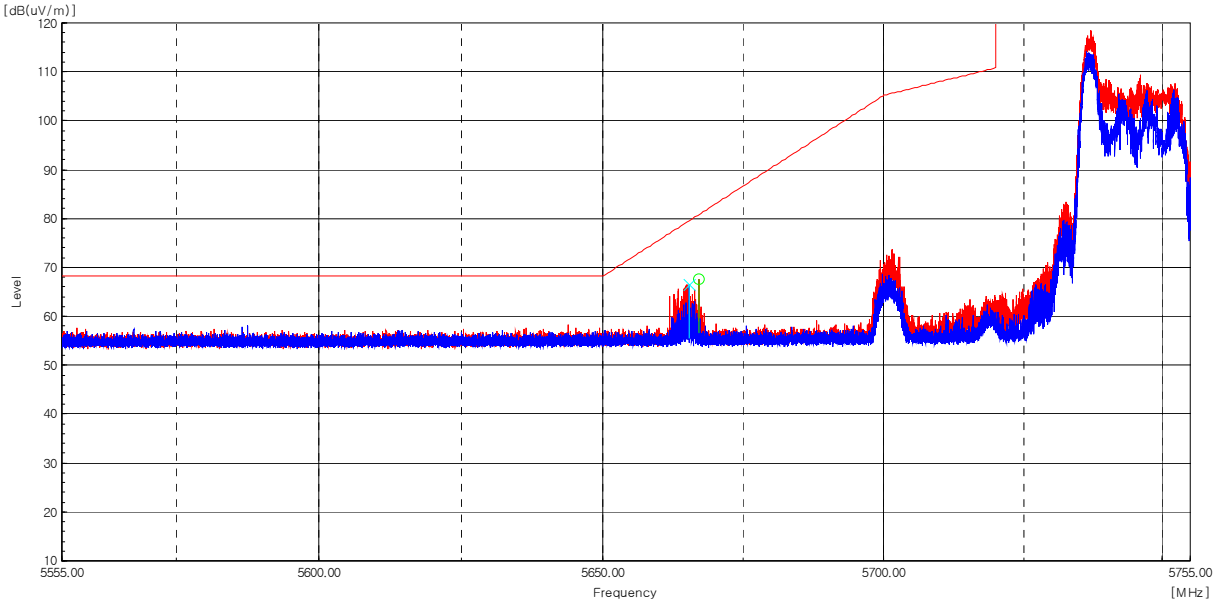

Frequency [MHz]	(P)	Reading [dBuV]	c.f [dB(1/m)]	Duty Cycle Factor [dB]	Level PK [dB(uV/m)]	Level AV [dB(uV/m)]	Limit PK [dB(uV/m)]	Limit AV [dB(uV/m)]	Margin PK [dB]	Margin AV [dB]	Note
5 667.03	H	63.4	4.2	-----	67.6	-----	80.8	-----	13.2	-----	Peak
5 665.31	V	62.3	4.2	-----	66.5	-----	79.5	-----	13.0	-----	Peak

Radiated Restricted Band Edge Plot

Worst Case Mode :	802.11ax_HE40_26T
Worst Case Transfer Rate :	MCS 0
Distance of Measurements :	3 Meters
Operating Frequency :	5 795 MHz
Channel :	159

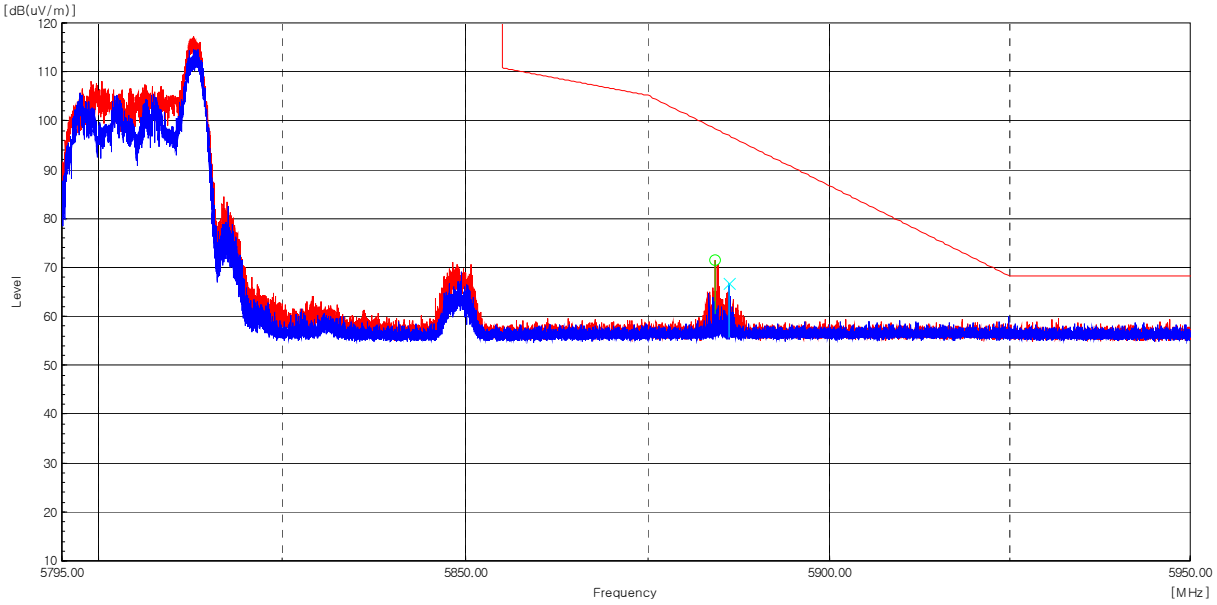

Frequency [MHz]	(P)	Reading [dBuV]	c.f [dB(1/m)]	Duty Cycle Factor [dB]	Level PK [dB(uV/m)]	Level AV [dB(uV/m)]	Limit PK [dB(uV/m)]	Limit AV [dB(uV/m)]	Margin PK [dB]	Margin AV [dB]	Note
5 884.23	H	66.3	5.1	-----	71.4	-----	98.4	-----	27.0	-----	Peak
5 886.22	V	61.7	5.1	-----	66.8	-----	96.9	-----	30.1	-----	Peak

Radiated Restricted Band Edge Plot

Worst Case Mode :	802.11ax_HE40_26T
Worst Case Transfer Rate :	MCS 0
Distance of Measurements :	3 Meters
Operating Frequency :	5 835 MHz
Channel :	167

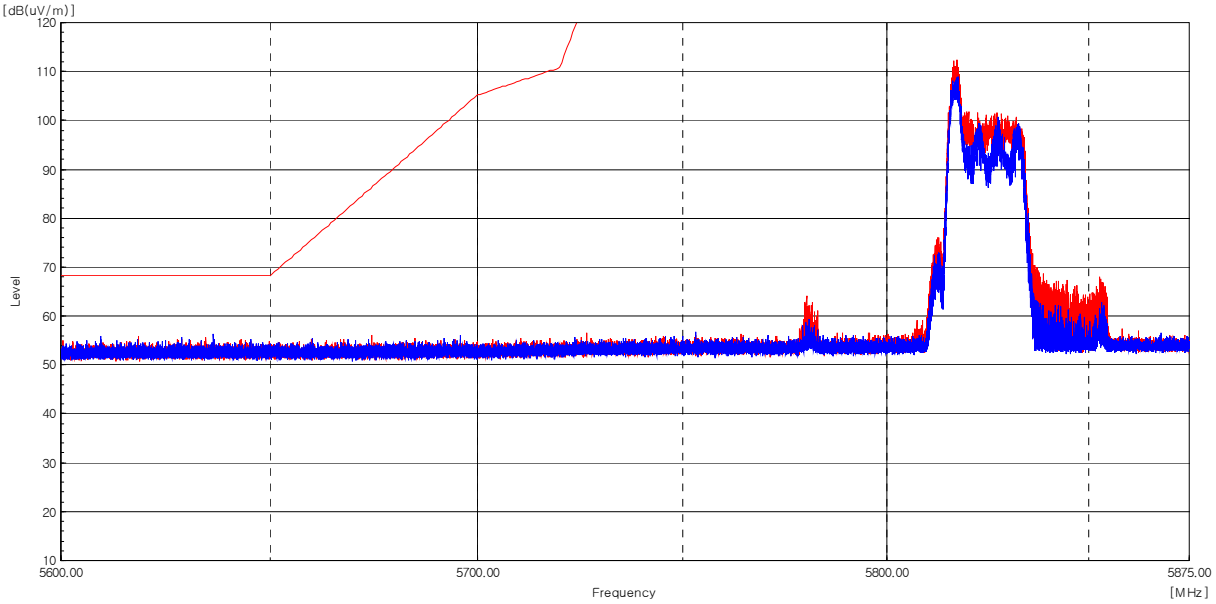

Frequency [MHz]	(P)	Reading [dBuV]	c.f [dB(1/m)]	Duty Cycle Factor [dB]	Level PK [dB(uV/m)]	Level AV [dB(uV/m)]	Limit PK [dB(uV/m)]	Limit AV [dB(uV/m)]	Margin PK [dB]	Margin AV [dB]	Note
The emissions above 1 GHz were 20 dB lower than the limit.											

Radiated Restricted Band Edge Plot

Worst Case Mode :	802.11ax_HE40_26T
Worst Case Transfer Rate :	MCS 0
Distance of Measurements :	3 Meters
Operating Frequency :	5 875 MHz
Channel :	175

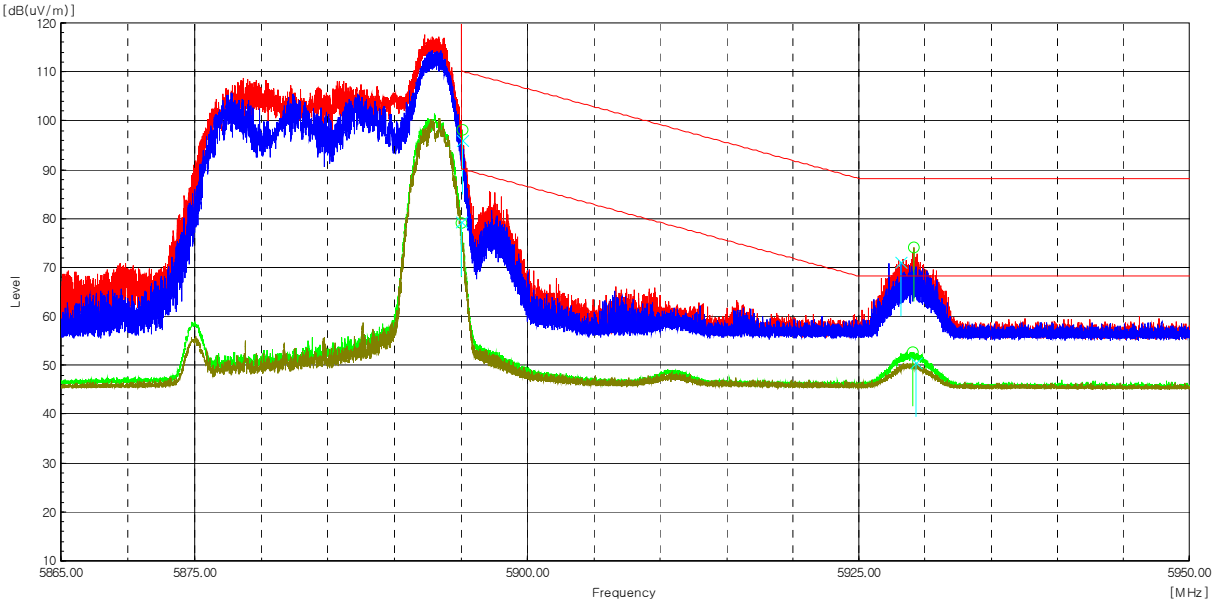

Frequency [MHz]	(P)	Reading [dBuV]	c.f [dB(1/m)]	Duty Cycle Factor [dB]	Level PK [dB(uV/m)]	Level AV [dB(uV/m)]	Limit PK [dB(uV/m)]	Limit AV [dB(uV/m)]	Margin PK [dB]	Margin AV [dB]	Note
5 895.10	H	93.0	5.2	-----	98.2	-----	110.1	-----	11.9	-----	Peak
5 895.02	H	73.8	5.2	0.2	-----	79.2	-----	90.2	-----	11.0	Average
5 895.08	V	90.8	5.2	-----	96.0	-----	110.1	-----	14.1	-----	Peak
5 895.01	V	74.1	5.2	0.2	-----	79.5	-----	90.2	-----	10.7	Average
5 929.17	H	69.0	5.2	-----	74.2	-----	88.2	-----	14.0	-----	Peak
5 929.05	H	47.5	5.2	0.2	-----	52.9	-----	68.2	-----	15.3	Average
5 928.19	V	65.9	5.2	-----	71.1	-----	88.2	-----	17.1	-----	Peak
5 929.30	V	45.3	5.2	0.2	-----	50.7	-----	68.2	-----	17.5	Average

Radiated Restricted Band Edge Plot

Test mode : Transmitter, 802.11ax_HE40_52T

The requirements are:
☒ Complies

Test Data

Worst Case Mode :	802.11ax_HE40_52T
Worst Case Transfer Rate :	MCS 0
Distance of Measurements :	3 Meters
Operating Frequency :	5 190 MHz
Channel :	38

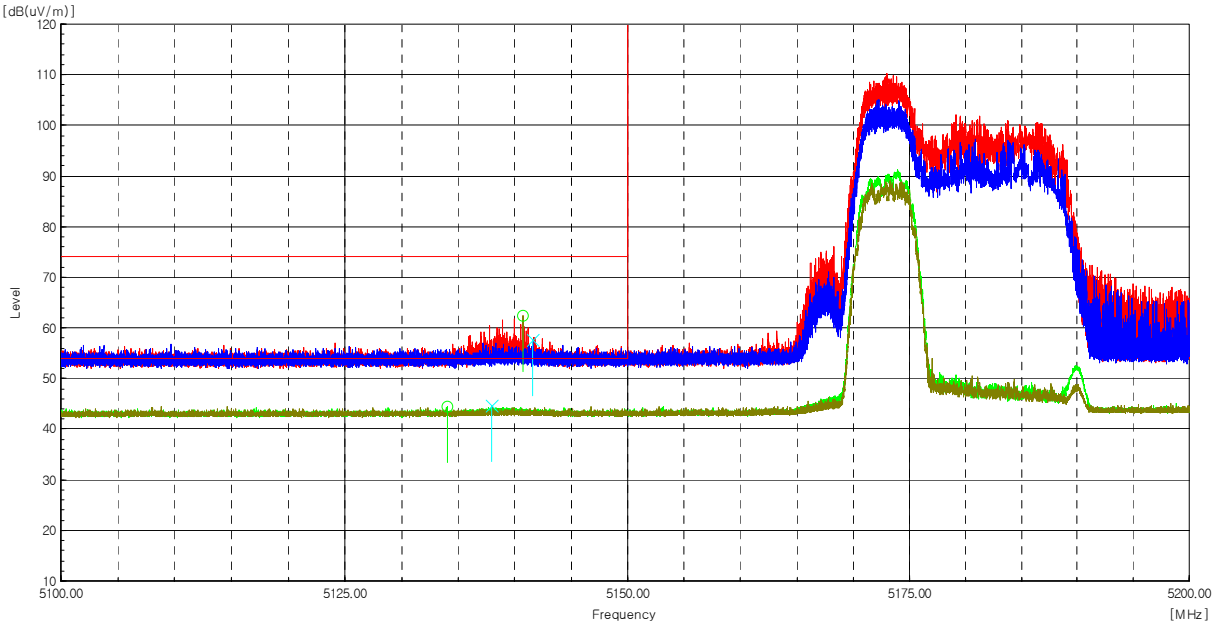

Frequency [MHz]	(P)	Reading [dBuV]	c.f [dB(1/m)]	Duty Cycle Factor [dB]	Level PK [dB(uV/m)]	Level AV [dB(uV/m)]	Limit PK [dB(uV/m)]	Limit AV [dB(uV/m)]	Margin PK [dB]	Margin AV [dB]	Note
5 140.73	H	59.8	2.6	-----	62.4	-----	74.0	-----	11.6	-----	Peak
5 134.05	H	41.8	2.6	0.2	-----	44.6	-----	54.0	-----	9.4	Average
5 141.63	V	55.0	2.6	-----	57.6	-----	74.0	-----	16.4	-----	Peak
5 137.91	V	42.1	2.6	0.2	-----	44.9	-----	54.0	-----	9.1	Average

Radiated Restricted Band Edge Plot

Worst Case Mode :	802.11ax_HE40_52T
Worst Case Transfer Rate :	MCS 0
Distance of Measurements :	3 Meters
Operating Frequency :	5 310 MHz
Channel :	62

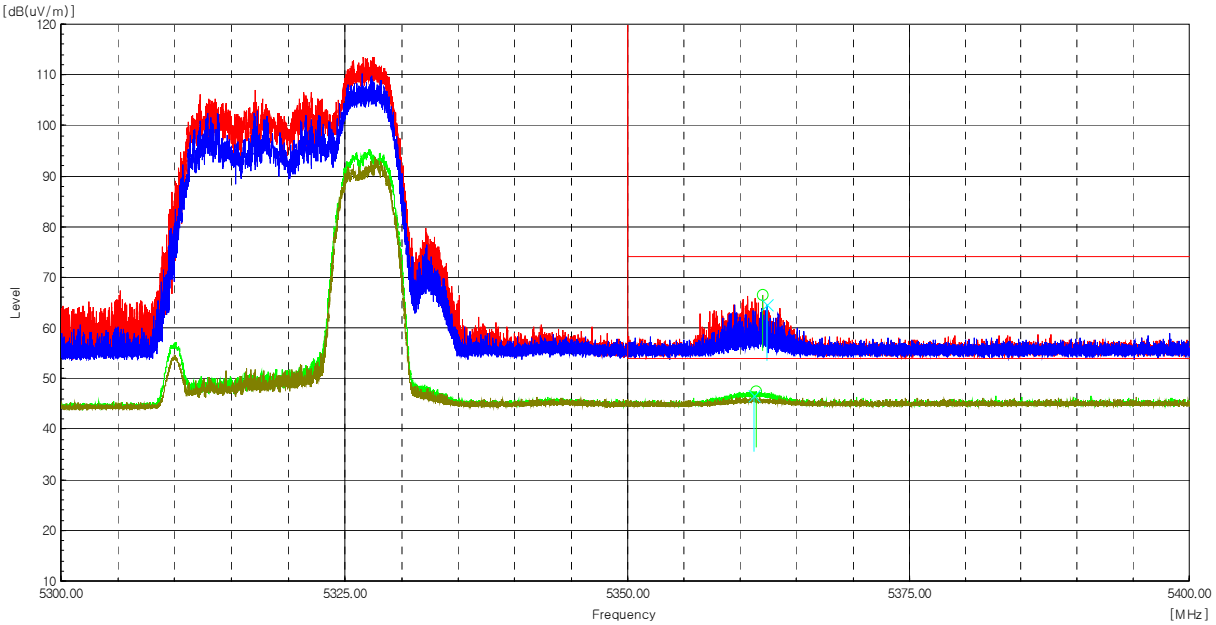

Frequency [MHz]	(P)	Reading [dBuV]	c.f [dB(1/m)]	Duty Cycle Factor [dB]	Level PK [dB(uV/m)]	Level AV [dB(uV/m)]	Limit PK [dB(uV/m)]	Limit AV [dB(uV/m)]	Margin PK [dB]	Margin AV [dB]	Note
5 361.96	H	63.3	3.3	-----	66.6	-----	74.0	-----	7.4	-----	Peak
5 361.42	H	44.1	3.3	0.2	-----	47.6	-----	54.0	-----	6.4	Average
5 362.33	V	61.4	3.3	-----	64.7	-----	74.0	-----	9.3	-----	Peak
5 361.25	V	43.2	3.3	0.2	-----	46.7	-----	54.0	-----	7.3	Average

Radiated Restricted Band Edge Plot

Worst Case Mode :	802.11ax_HE40_52T
Worst Case Transfer Rate :	MCS 0
Distance of Measurements :	3 Meters
Operating Frequency :	5 510 MHz
Channel :	102

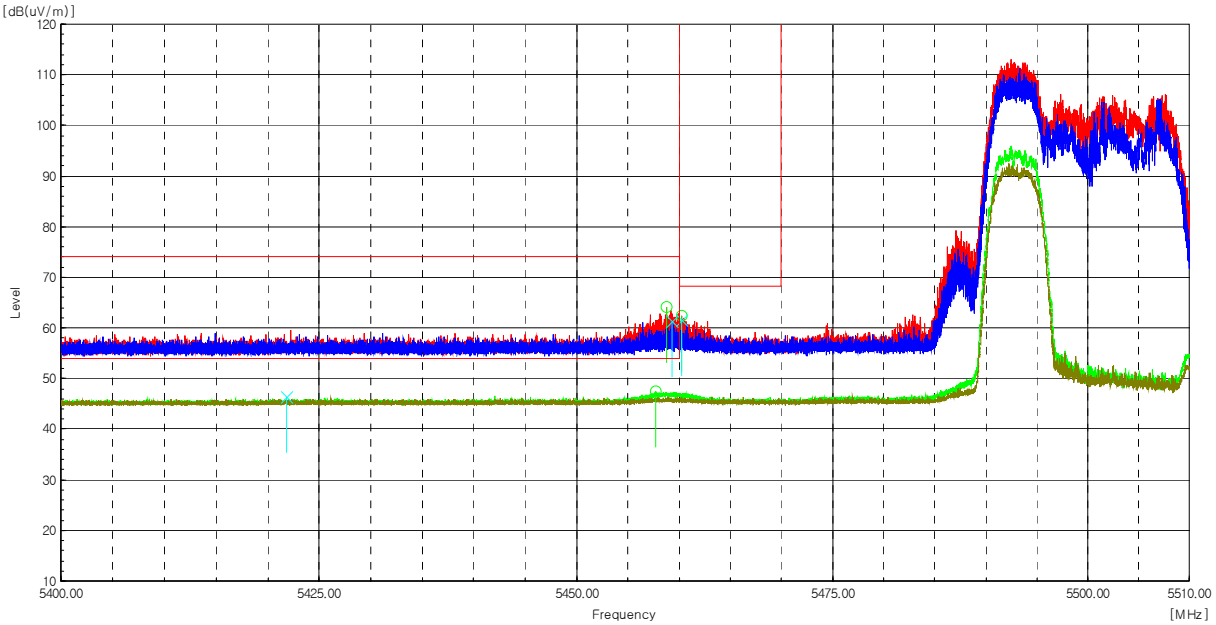

Frequency [MHz]	(P)	Reading [dBuV]	c.f [dB(1/m)]	Duty Cycle Factor [dB]	Level PK [dB(uV/m)]	Level AV [dB(uV/m)]	Limit PK [dB(uV/m)]	Limit AV [dB(uV/m)]	Margin PK [dB]	Margin AV [dB]	Note
5 458.82	H	60.5	3.6	-----	64.1	-----	74.0	-----	9.9	-----	Peak
5 457.70	H	43.8	3.6	0.2	-----	47.6	-----	54.0	-----	6.4	Average
5 459.33	V	57.6	3.6	-----	61.2	-----	74.0	-----	12.8	-----	Peak
5 421.79	V	43.0	3.5	0.2	-----	46.7	-----	54.0	-----	7.3	Average
5 460.27	H	58.9	3.6	-----	62.5	-----	68.2	-----	5.7	-----	
5 460.24	V	57.9	3.6	-----	61.5	-----	68.2	-----	6.7	-----	

Radiated Restricted Band Edge Plot

Worst Case Mode :	802.11ax_HE40_52T
Worst Case Transfer Rate :	MCS 0
Distance of Measurements :	3 Meters
Operating Frequency :	5 670 MHz
Channel :	134

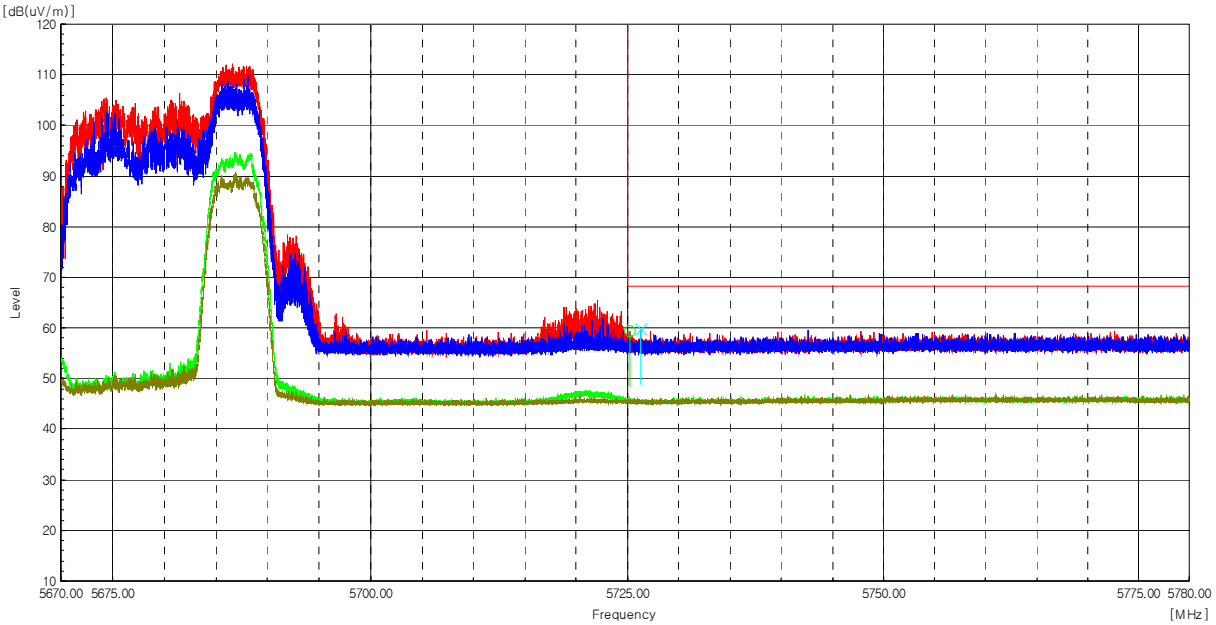

Frequency [MHz]	(P)	Reading [dBuV]	c.f [dB(1/m)]	Duty Cycle Factor [dB]	Level PK [dB(uV/m)]	Level AV [dB(uV/m)]	Limit PK [dB(uV/m)]	Limit AV [dB(uV/m)]	Margin PK [dB]	Margin AV [dB]	Note
5 725.20	H	55.3	4.2	-----	59.5	-----	68.2	-----	8.7	-----	Peak
5 726.30	V	55.6	4.2	-----	59.8	-----	68.2	-----	8.4	-----	Peak

Radiated Restricted Band Edge Plot

Worst Case Mode :	802.11ax_HE40_52T
Worst Case Transfer Rate :	MCS 0
Distance of Measurements :	3 Meters
Operating Frequency :	5 755 MHz
Channel :	151

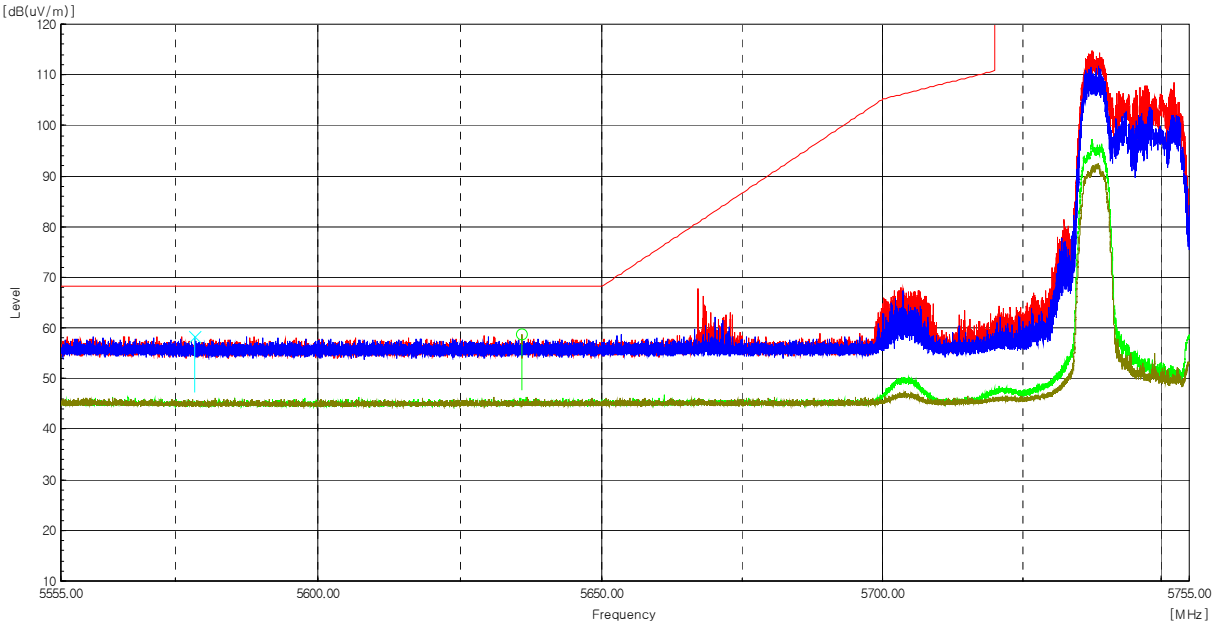

Frequency [MHz]	(P)	Reading [dBuV]	c.f [dB(1/m)]	Duty Cycle Factor [dB]	Level PK [dB(uV/m)]	Level AV [dB(uV/m)]	Limit PK [dB(uV/m)]	Limit AV [dB(uV/m)]	Margin PK [dB]	Margin AV [dB]	Note

The emissions above 1 GHz were 20 dB lower than the limit.

Radiated Restricted Band Edge Plot

Worst Case Mode :	802.11ax_HE40_52T
Worst Case Transfer Rate :	MCS 0
Distance of Measurements :	3 Meters
Operating Frequency :	5 795 MHz
Channel :	159

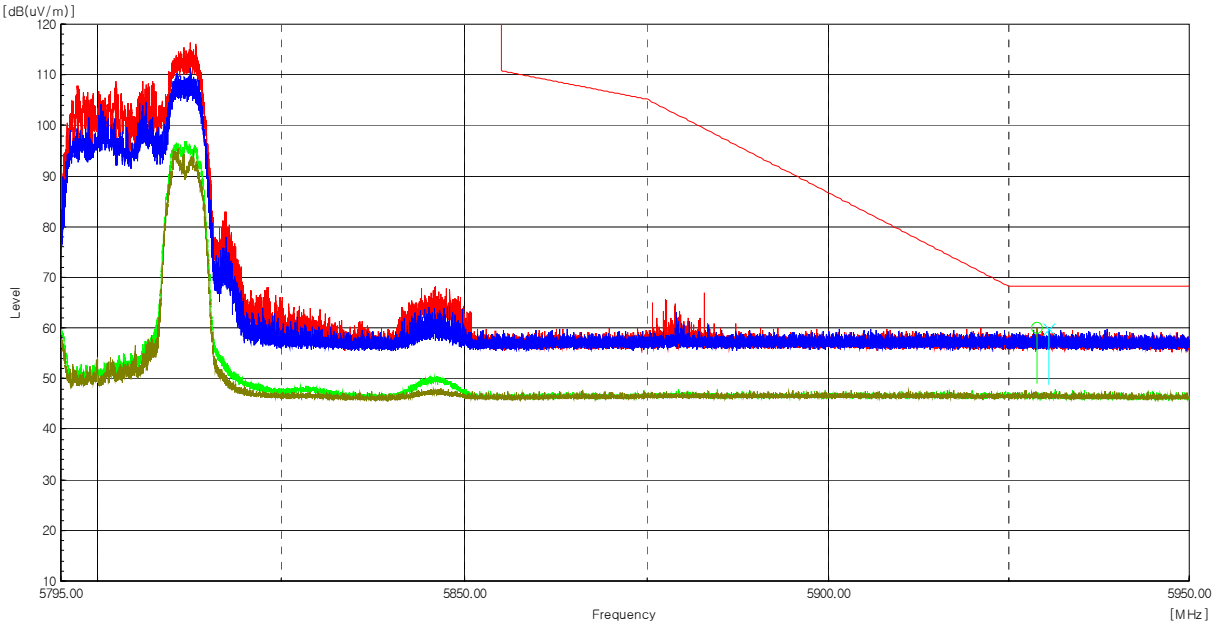

Frequency [MHz]	(P)	Reading [dBuV]	c.f [dB(1/m)]	Duty Cycle Factor [dB]	Level PK [dB(uV/m)]	Level AV [dB(uV/m)]	Limit PK [dB(uV/m)]	Limit AV [dB(uV/m)]	Margin PK [dB]	Margin AV [dB]	Note

The emissions above 1 GHz were 20 dB lower than the limit.

Radiated Restricted Band Edge Plot

Worst Case Mode :	802.11ax_HE40_52T
Worst Case Transfer Rate :	MCS 0
Distance of Measurements :	3 Meters
Operating Frequency :	5 835 MHz
Channel :	167

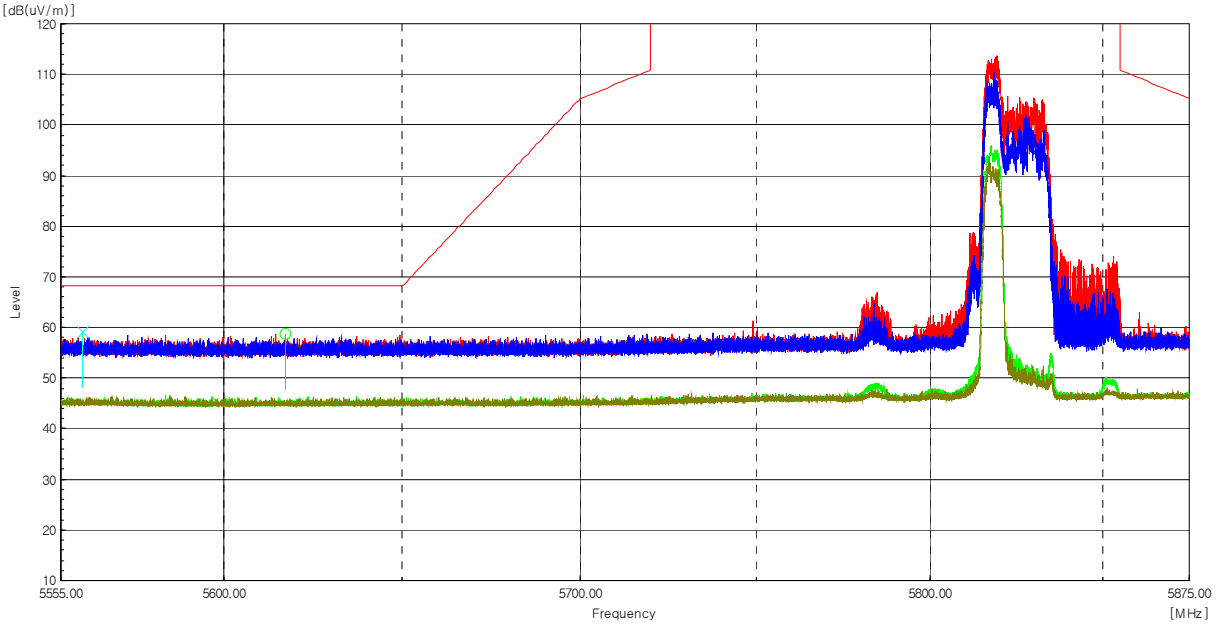

Frequency [MHz]	(P)	Reading [dBuV]	c.f [dB(1/m)]	Duty Cycle Factor [dB]	Level PK [dB(uV/m)]	Level AV [dB(uV/m)]	Limit PK [dB(uV/m)]	Limit AV [dB(uV/m)]	Margin PK [dB]	Margin AV [dB]	Note

The emissions above 1 GHz were 20 dB lower than the limit.

Radiated Restricted Band Edge Plot

Worst Case Mode :	802.11ax_HE40_52T
Worst Case Transfer Rate :	MCS 0
Distance of Measurements :	3 Meters
Operating Frequency :	5 875 MHz
Channel :	175

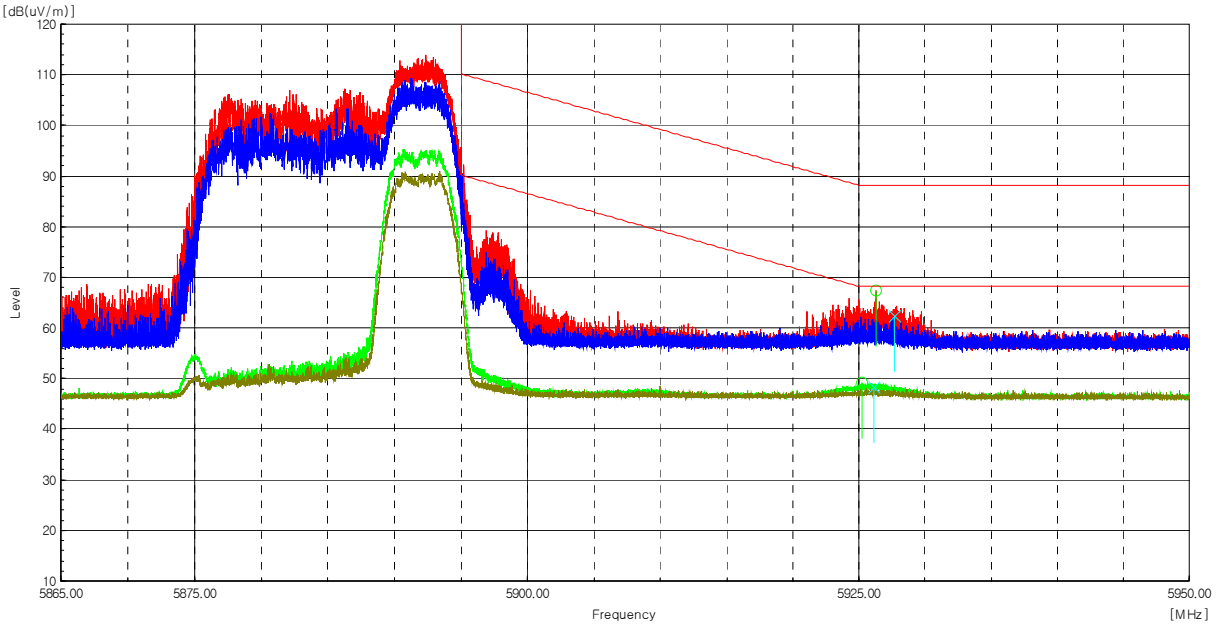

Frequency [MHz]	(P)	Reading [dBuV]	c.f [dB(1/m)]	Duty Cycle Factor [dB]	Level PK [dB(uV/m)]	Level AV [dB(uV/m)]	Limit PK [dB(uV/m)]	Limit AV [dB(uV/m)]	Margin PK [dB]	Margin AV [dB]	Note
5 926.28	H	62.3	5.0	-----	67.3	-----	88.2	-----	20.9	-----	Peak
5 925.26	H	44.2	5.0	0.2	-----	49.4	-----	68.2	-----	18.8	Average
5 927.69	V	57.3	5.0	-----	62.3	-----	88.2	-----	25.9	-----	Peak
5 926.13	V	43.2	5.0	0.2	-----	48.4	-----	68.2	-----	19.8	Average

Radiated Restricted Band Edge Plot

Test mode : Transmitter, 802.11ax_HE40_106T

The requirements are:
☒ Complies

Test Data

Worst Case Mode :	802.11ax_HE40_106T
Worst Case Transfer Rate :	MCS 0
Distance of Measurements :	3 Meters
Operating Frequency :	5 190 MHz
Channel :	38

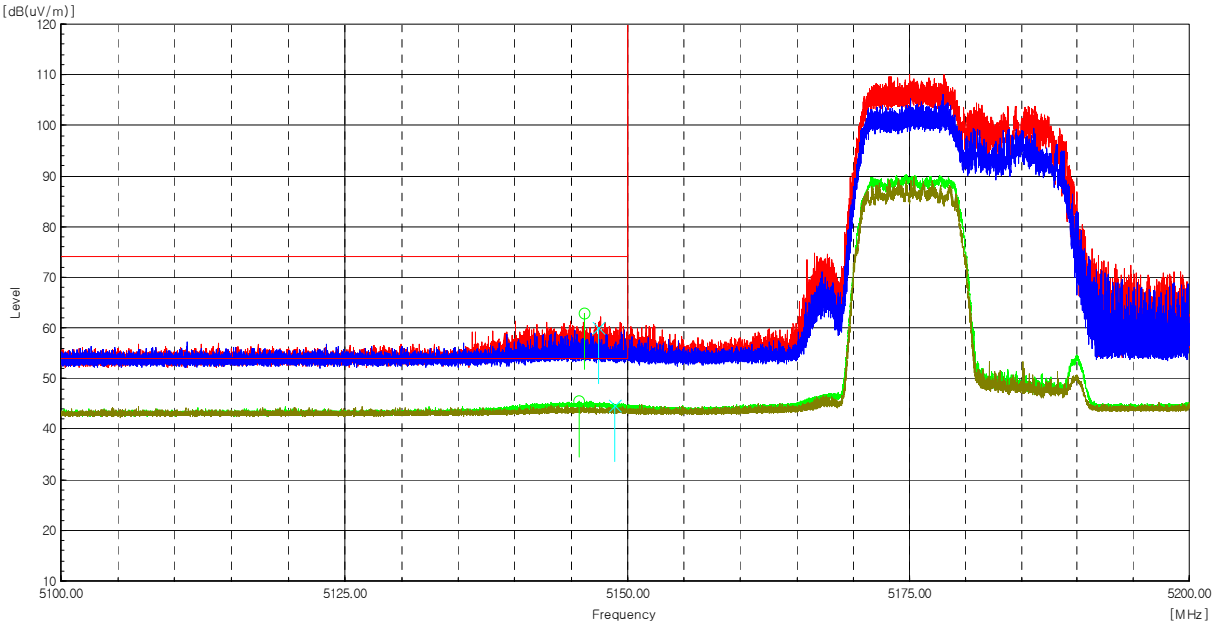

Frequency [MHz]	(P)	Reading [dBuV]	c.f [dB(1/m)]	Duty Cycle Factor [dB]	Level PK [dB(uV/m)]	Level AV [dB(uV/m)]	Limit PK [dB(uV/m)]	Limit AV [dB(uV/m)]	Margin PK [dB]	Margin AV [dB]	Note
5 146.17	H	60.2	2.6	-----	62.8	-----	74.0	-----	11.2	-----	Peak
5 145.66	H	42.9	2.6	0.2	-----	45.7	-----	54.0	-----	8.3	Average
5 147.45	V	57.5	2.6	-----	60.1	-----	74.0	-----	13.9	-----	Peak
5 148.83	V	42.1	2.6	0.2	-----	44.9	-----	54.0	-----	9.1	Average

Radiated Restricted Band Edge Plot

Worst Case Mode :	802.11ax_HE40_106T
Worst Case Transfer Rate :	MCS 0
Distance of Measurements :	3 Meters
Operating Frequency :	5 310 MHz
Channel :	62

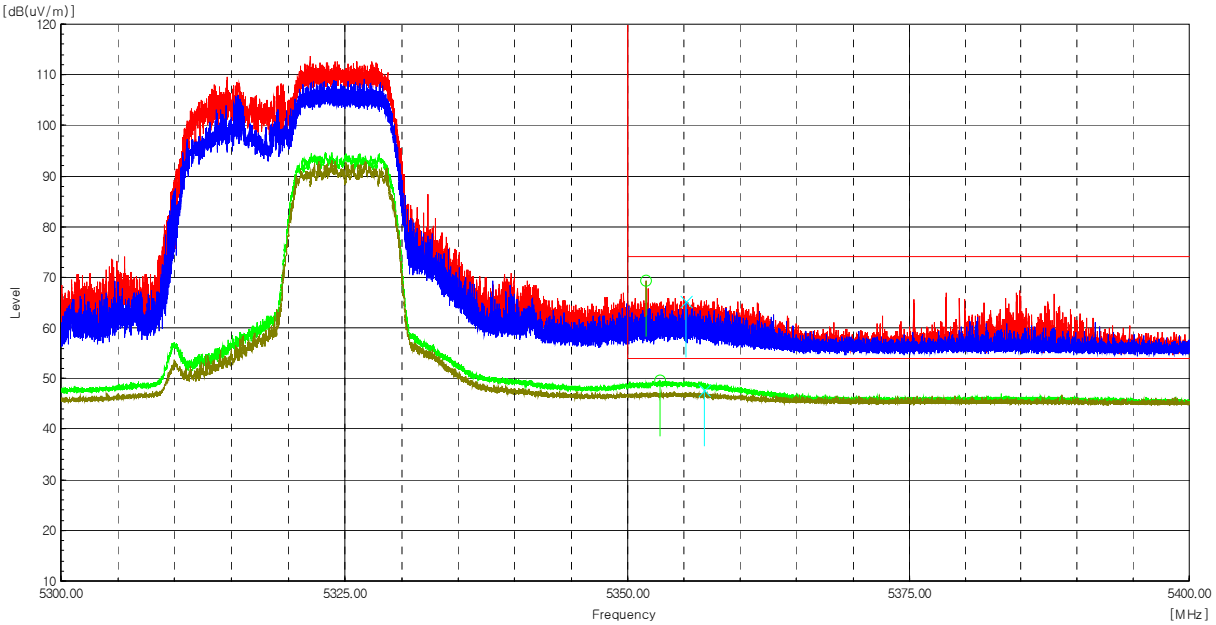

Frequency [MHz]	(P)	Reading [dBuV]	c.f [dB(1/m)]	Duty Cycle Factor [dB]	Level PK [dB(uV/m)]	Level AV [dB(uV/m)]	Limit PK [dB(uV/m)]	Limit AV [dB(uV/m)]	Margin PK [dB]	Margin AV [dB]	Note
5 351.59	H	66.0	3.2	-----	69.2	-----	74.0	-----	4.8	-----	Peak
5 352.89	H	46.3	3.2	0.2	-----	49.7	-----	54.0	-----	4.3	Average
5 355.18	V	62.1	3.2	-----	65.3	-----	74.0	-----	8.7	-----	Peak
5 356.79	V	44.4	3.2	0.2	-----	47.8	-----	54.0	-----	6.2	Average

Radiated Restricted Band Edge Plot

Worst Case Mode :	802.11ax_HE40_106T
Worst Case Transfer Rate :	MCS 0
Distance of Measurements :	3 Meters
Operating Frequency :	5 510 MHz
Channel :	102

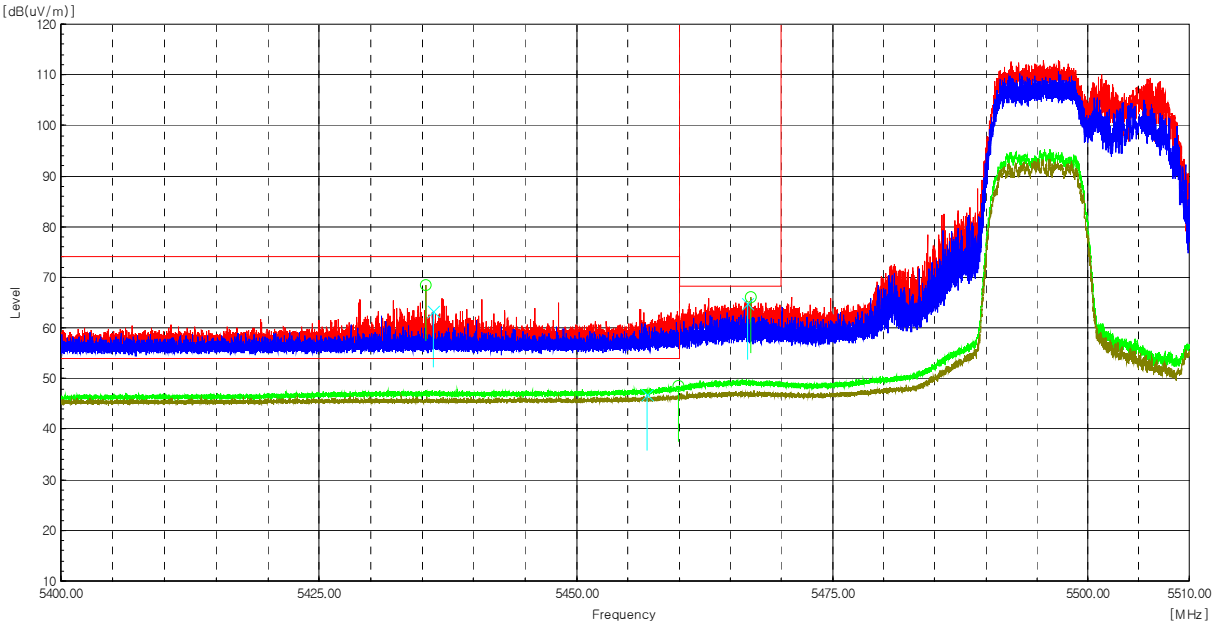

Frequency [MHz]	(P)	Reading [dBuV]	c.f [dB(1/m)]	Duty Cycle Factor [dB]	Level PK [dB(uV/m)]	Level AV [dB(uV/m)]	Limit PK [dB(uV/m)]	Limit AV [dB(uV/m)]	Margin PK [dB]	Margin AV [dB]	Note
5 435.31	H	65.1	3.5	-----	68.6	-----	74.0	-----	5.4	-----	Peak
5 459.96	H	45.0	3.6	0.2	-----	48.8	-----	54.0	-----	5.2	Average
5 436.10	V	59.8	3.5	-----	63.3	-----	74.0	-----	10.7	-----	Peak
5 456.88	V	43.2	3.6	0.2	-----	47.0	-----	54.0	-----	7.0	Average
5 466.95	H	62.4	3.7	-----	66.1	-----	68.2	-----	2.1	-----	Peak
5 466.65	V	61.0	3.7	-----	64.7	-----	68.2	-----	3.5	-----	Peak

Radiated Restricted Band Edge Plot

Worst Case Mode :	802.11ax_HE40_106T
Worst Case Transfer Rate :	MCS 0
Distance of Measurements :	3 Meters
Operating Frequency :	5 670 MHz
Channel :	134

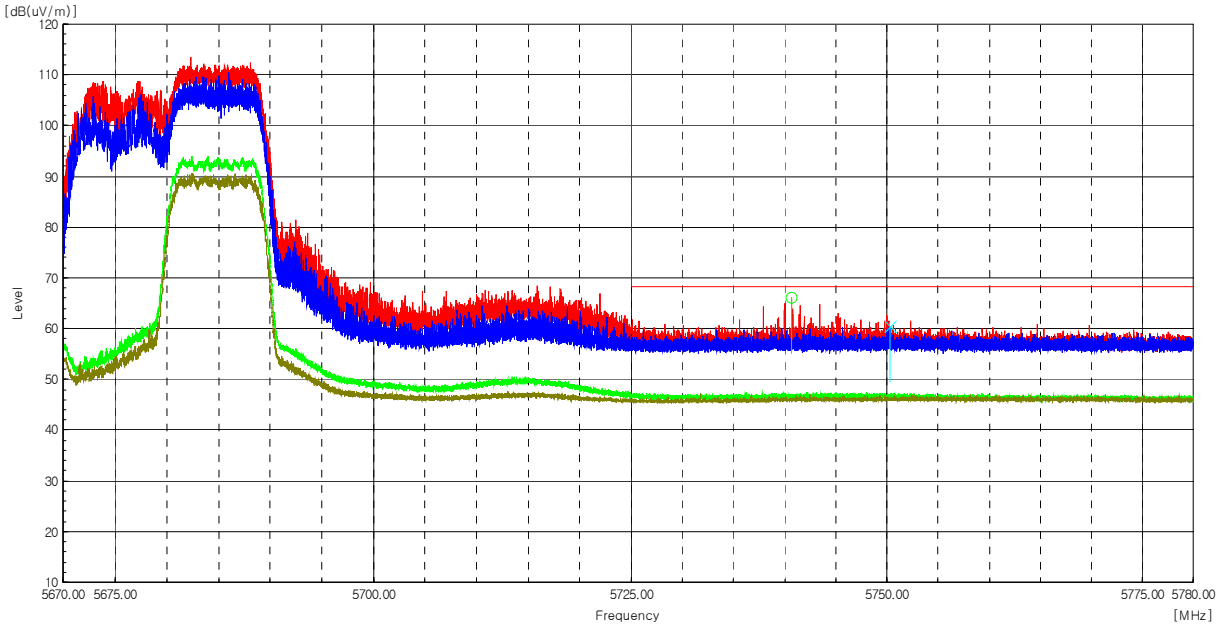

Frequency [MHz]	(P)	Reading [dBuV]	c.f [dB(1/m)]	Duty Cycle Factor [dB]	Level PK [dB(uV/m)]	Level AV [dB(uV/m)]	Limit PK [dB(uV/m)]	Limit AV [dB(uV/m)]	Margin PK [dB]	Margin AV [dB]	Note
5 740.68	H	61.6	4.4	-----	66.0	-----	68.2	-----	2.2	-----	Peak
5 750.25	V	55.9	4.5	-----	60.4	-----	68.2	-----	7.8	-----	Peak

Radiated Restricted Band Edge Plot

Worst Case Mode :	802.11ax_HE40_106T
Worst Case Transfer Rate :	MCS 0
Distance of Measurements :	3 Meters
Operating Frequency :	5 755 MHz
Channel :	151

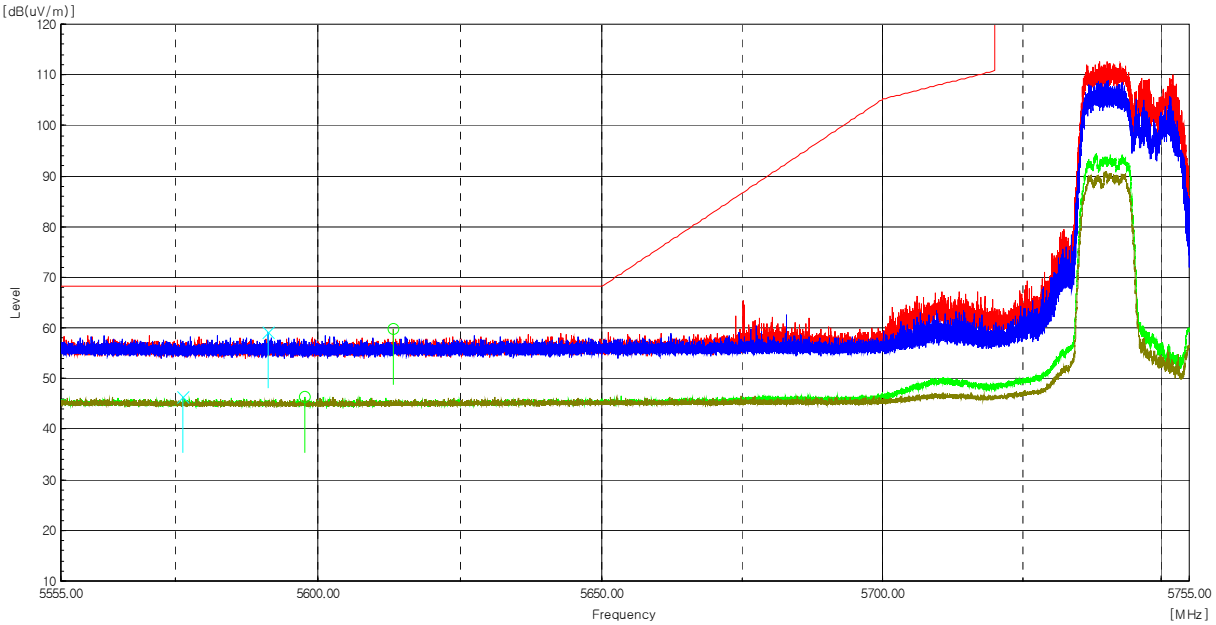

Frequency [MHz]	(P)	Reading [dBuV]	c.f [dB(1/m)]	Duty Cycle Factor [dB]	Level PK [dB(uV/m)]	Level AV [dB(uV/m)]	Limit PK [dB(uV/m)]	Limit AV [dB(uV/m)]	Margin PK [dB]	Margin AV [dB]	Note
The emissions above 1 GHz were 20 dB lower than the limit.											

Radiated Restricted Band Edge Plot

Worst Case Mode :	802.11ax_HE40_106T
Worst Case Transfer Rate :	MCS 0
Distance of Measurements :	3 Meters
Operating Frequency :	5 795 MHz
Channel :	159

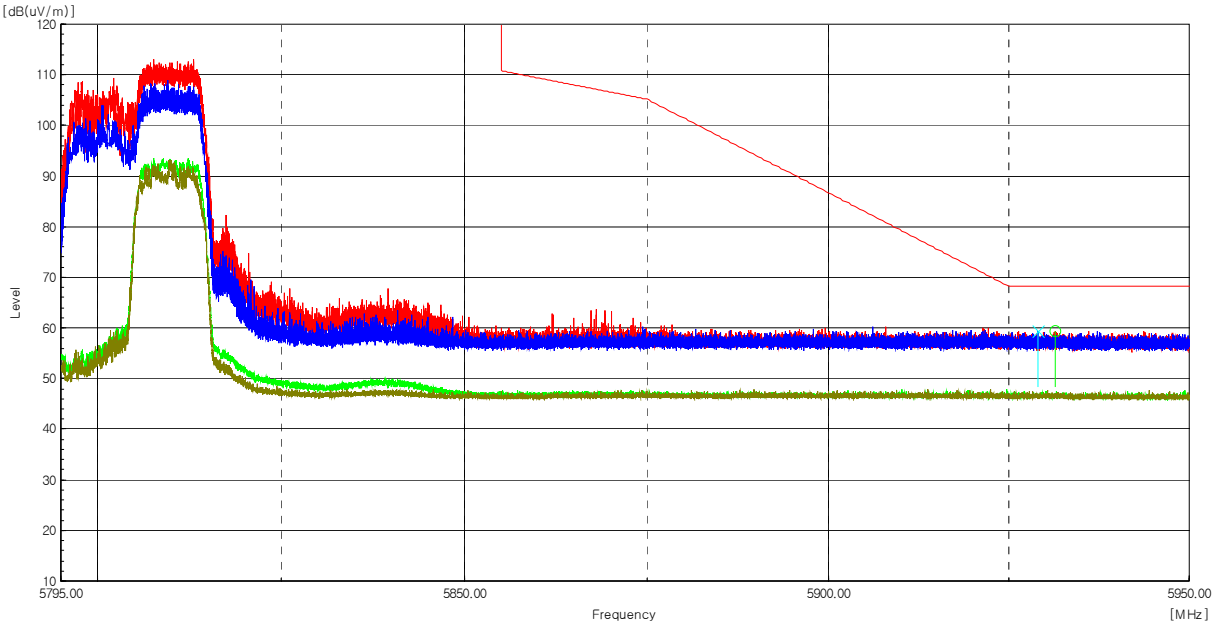

Frequency [MHz]	(P)	Reading [dBuV]	c.f [dB(1/m)]	Duty Cycle Factor [dB]	Level PK [dB(uV/m)]	Level AV [dB(uV/m)]	Limit PK [dB(uV/m)]	Limit AV [dB(uV/m)]	Margin PK [dB]	Margin AV [dB]	Note

The emissions above 1 GHz were 20 dB lower than the limit.

Radiated Restricted Band Edge Plot

Worst Case Mode :	802.11ax_HE40_106T
Worst Case Transfer Rate :	MCS 0
Distance of Measurements :	3 Meters
Operating Frequency :	5 835 MHz
Channel :	167

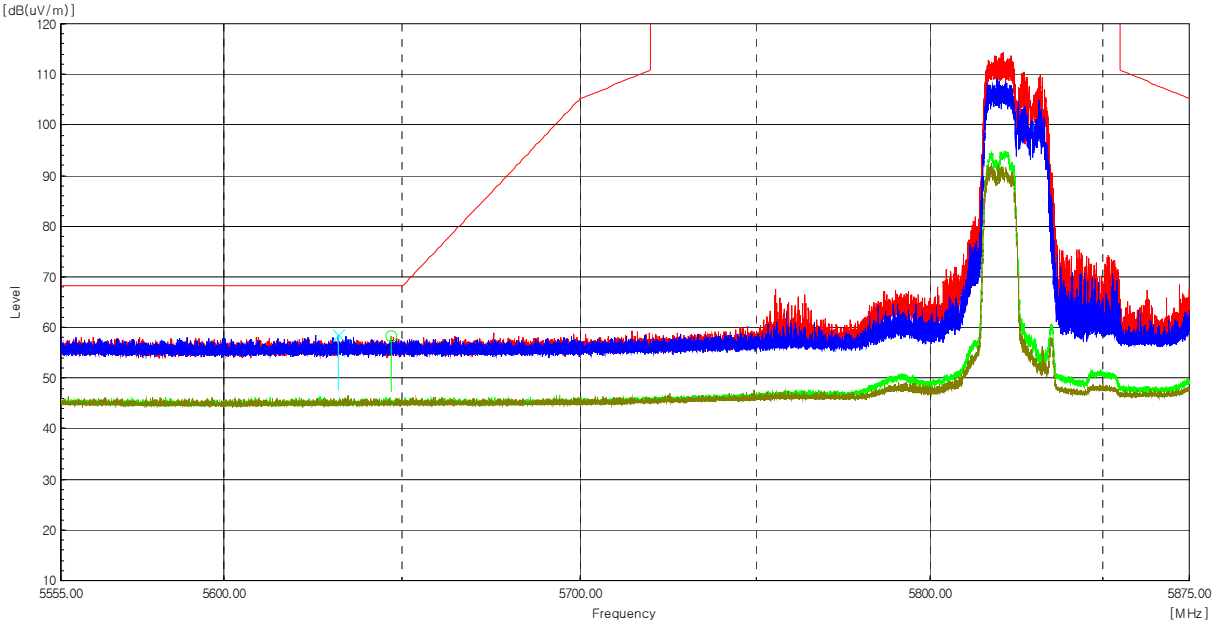

Frequency [MHz]	(P)	Reading [dBuV]	c.f [dB(1/m)]	Duty Cycle Factor [dB]	Level PK [dB(uV/m)]	Level AV [dB(uV/m)]	Limit PK [dB(uV/m)]	Limit AV [dB(uV/m)]	Margin PK [dB]	Margin AV [dB]	Note

The emissions above 1 GHz were 20 dB lower than the limit.

Radiated Restricted Band Edge Plot

Worst Case Mode :	802.11ax_HE40_106T
Worst Case Transfer Rate :	MCS 0
Distance of Measurements :	3 Meters
Operating Frequency :	5 875 MHz
Channel :	175

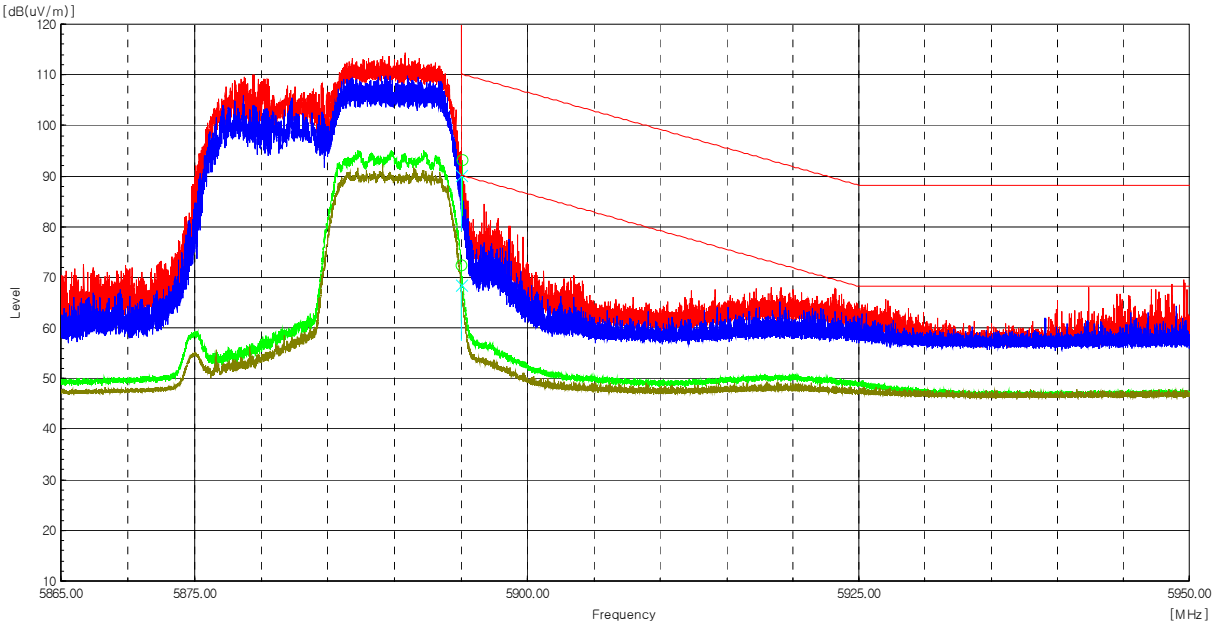

Frequency [MHz]	(P)	Reading [dBuV]	c.f [dB(1/m)]	Duty Cycle Factor [dB]	Level PK [dB(uV/m)]	Level AV [dB(uV/m)]	Limit PK [dB(uV/m)]	Limit AV [dB(uV/m)]	Margin PK [dB]	Margin AV [dB]	Note
5 895.11	H	88.1	5.0	-----	93.1	-----	110.1	-----	17.0	-----	Peak
5 895.01	H	67.4	5.0	0.2	-----	72.6	-----	90.2	-----	17.6	Average
5 895.01	V	85.0	5.0	-----	90.0	-----	110.2	-----	20.2	-----	Peak
5 895.02	V	63.6	5.0	0.2	-----	68.8	-----	90.2	-----	21.4	Average

Radiated Restricted Band Edge Plot

Test mode : Transmitter, 802.11ax_HE40_242T

The requirements are:
☒ Complies

Test Data

Worst Case Mode :	802.11ax_HE40_242T
Worst Case Transfer Rate :	MCS 0
Distance of Measurements :	3 Meters
Operating Frequency :	5 190 MHz
Channel :	38

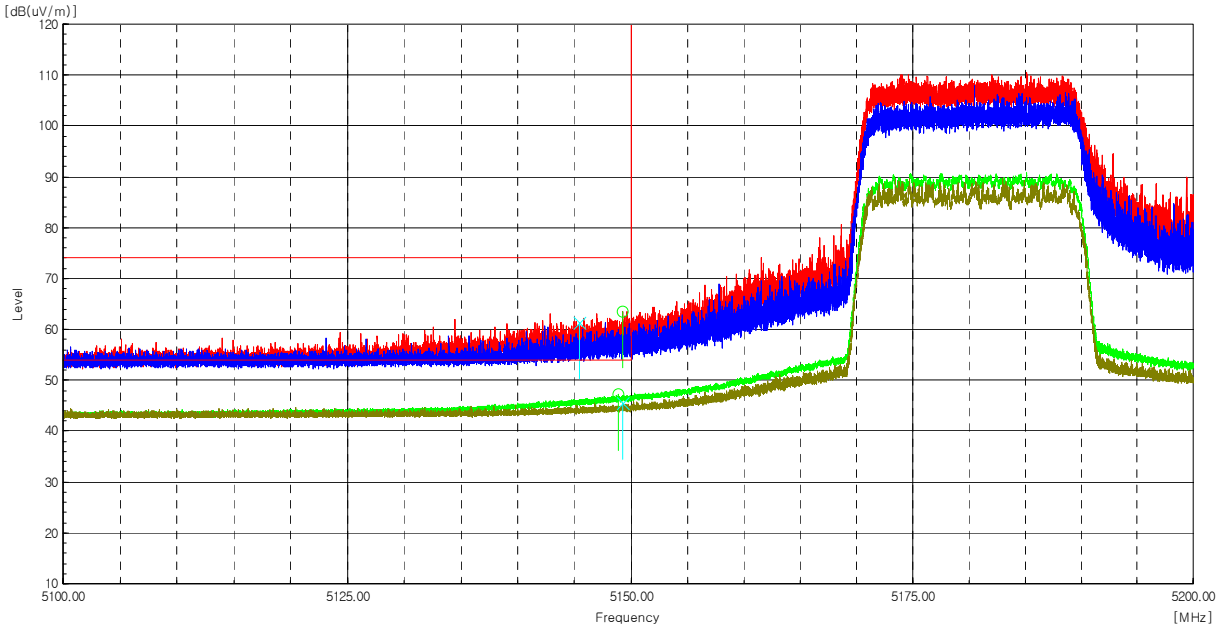

Frequency [MHz]	(P)	Reading [dBuV]	c.f [dB(1/m)]	Duty Cycle Factor [dB]	Level PK [dB(uV/m)]	Level AV [dB(uV/m)]	Limit PK [dB(uV/m)]	Limit AV [dB(uV/m)]	Margin PK [dB]	Margin AV [dB]	Note
5 149.30	H	61.0	2.6	-----	63.6	-----	74.0	-----	10.4	-----	Peak
5 148.89	H	44.6	2.6	0.3	-----	47.5	-----	54.0	-----	6.5	Average
5 145.42	V	58.7	2.6	-----	61.3	-----	74.0	-----	12.7	-----	Peak
5 149.32	V	42.9	2.6	0.3	-----	45.8	-----	54.0	-----	8.2	Average

Radiated Restricted Band Edge Plot

Worst Case Mode :	802.11ax_HE40_242T
Worst Case Transfer Rate :	MCS 0
Distance of Measurements :	3 Meters
Operating Frequency :	5 310 MHz
Channel :	62

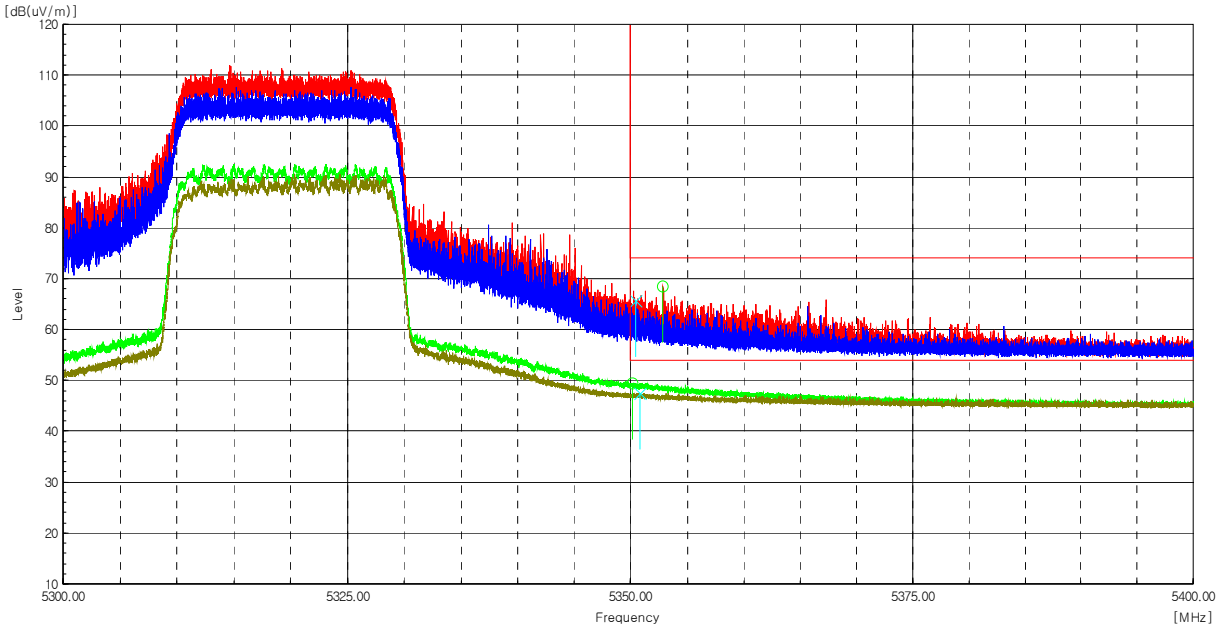

Frequency [MHz]	(P)	Reading [dBuV]	c.f [dB(1/m)]	Duty Cycle Factor [dB]	Level PK [dB(uV/m)]	Level AV [dB(uV/m)]	Limit PK [dB(uV/m)]	Limit AV [dB(uV/m)]	Margin PK [dB]	Margin AV [dB]	Note
5 352.88	H	65.2	3.2	-----	68.4	-----	74.0	-----	5.6	-----	Peak
5 350.18	H	46.3	3.2	0.3	-----	49.8	-----	54.0	-----	4.2	Average
5 350.48	V	62.6	3.2	-----	65.8	-----	74.0	-----	8.2	-----	Peak
5 350.84	V	44.4	3.2	0.3	-----	47.9	-----	54.0	-----	6.1	Average

Radiated Restricted Band Edge Plot

Worst Case Mode :	802.11ax_HE40_242T
Worst Case Transfer Rate :	MCS 0
Distance of Measurements :	3 Meters
Operating Frequency :	5 510 MHz
Channel :	102

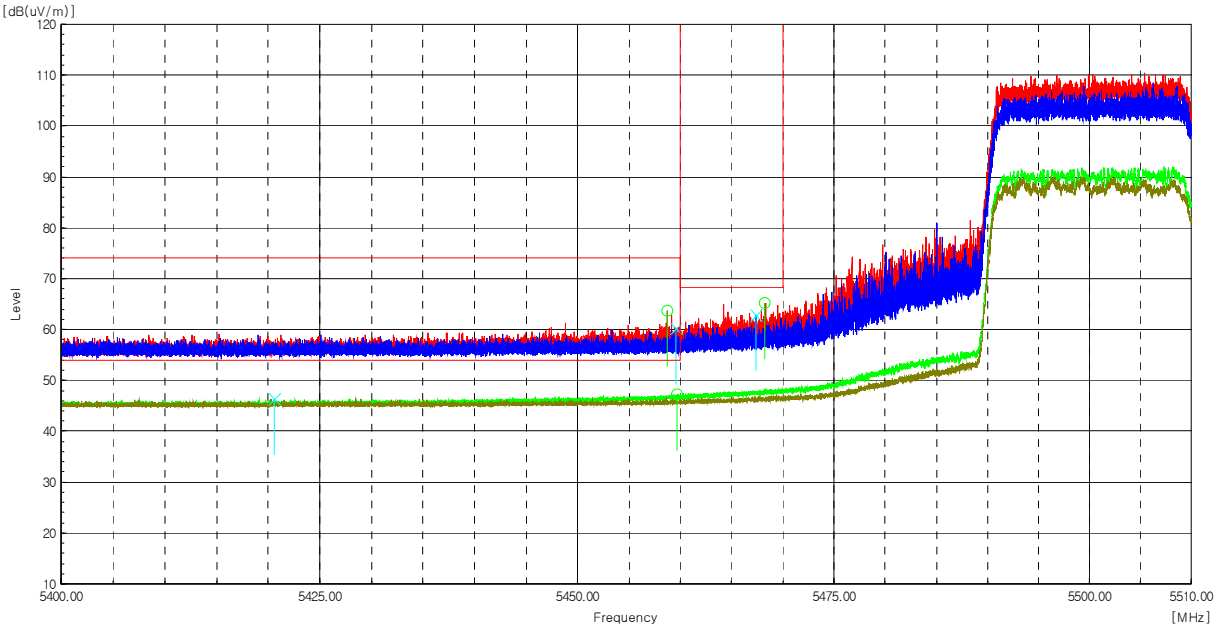

Frequency [MHz]	(P)	Reading [dBuV]	c.f [dB(1/m)]	Duty Cycle Factor [dB]	Level PK [dB(uV/m)]	Level AV [dB(uV/m)]	Limit PK [dB(uV/m)]	Limit AV [dB(uV/m)]	Margin PK [dB]	Margin AV [dB]	Note
5 458.74	H	60.0	3.6	-----	63.6	-----	74.0	-----	10.4	-----	Peak
5 459.68	H	43.7	3.6	0.3	-----	47.6	-----	54.0	-----	6.4	Average
5 459.59	V	56.7	3.6	-----	60.3	-----	74.0	-----	13.7	-----	Peak
5 420.56	V	42.9	3.5	0.3	-----	46.7	-----	54.0	-----	7.3	Average
5 468.25	H	61.6	3.7	-----	65.3	-----	68.2	-----	2.9	-----	Peak
5 467.36	V	59.1	3.7	-----	62.8	-----	68.2	-----	5.4	-----	Peak

Radiated Restricted Band Edge Plot

Worst Case Mode :	802.11ax_HE40_242T
Worst Case Transfer Rate :	MCS 0
Distance of Measurements :	3 Meters
Operating Frequency :	5 670 MHz
Channel :	134

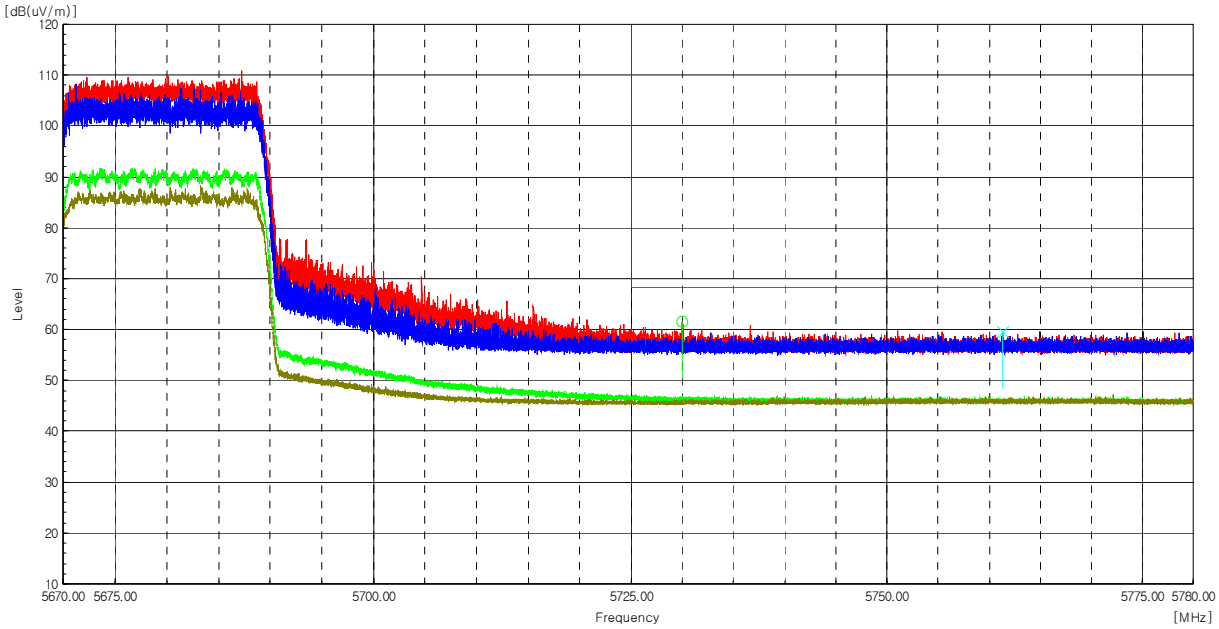

Frequency [MHz]	(P)	Reading [dBuV]	c.f [dB(1/m)]	Duty Cycle Factor [dB]	Level PK [dB(uV/m)]	Level AV [dB(uV/m)]	Limit PK [dB(uV/m)]	Limit AV [dB(uV/m)]	Margin PK [dB]	Margin AV [dB]	Note

The emissions above 1 GHz were 20 dB lower than the limit.

Radiated Restricted Band Edge Plot