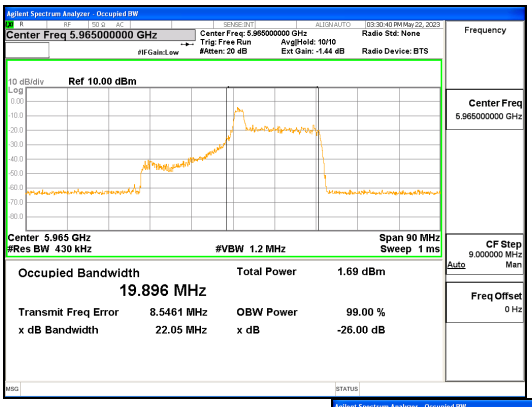

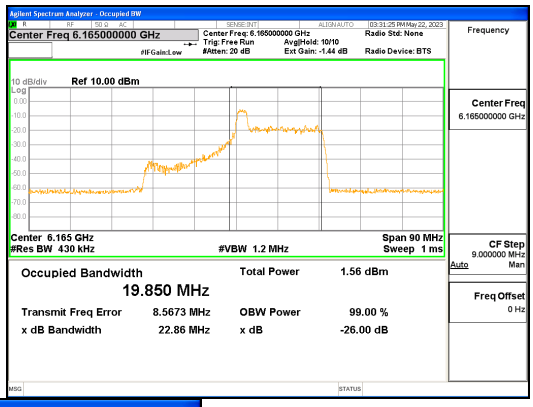

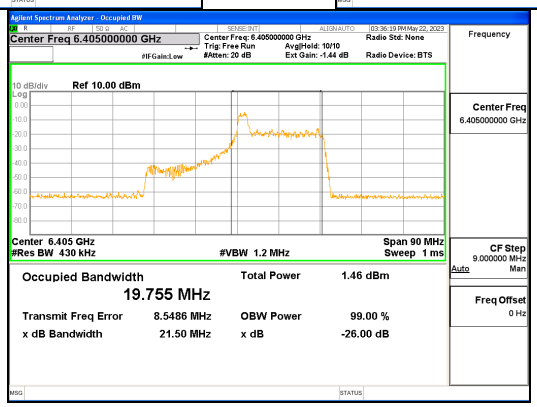

ANT R_802.11ax_HE40_26T_Mid_UNII 5

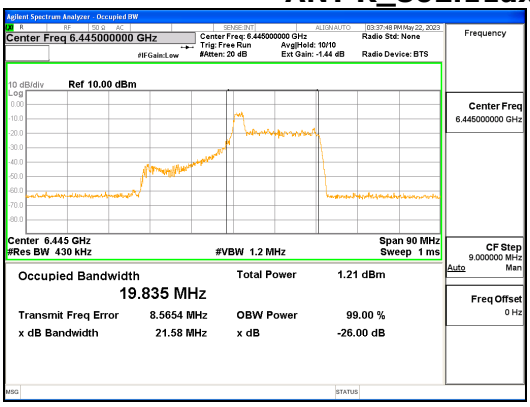

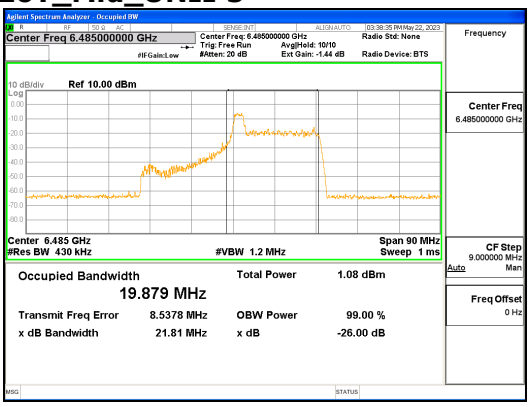

ANT R_802.11ax_HE40_26T_Mid_UNII 6

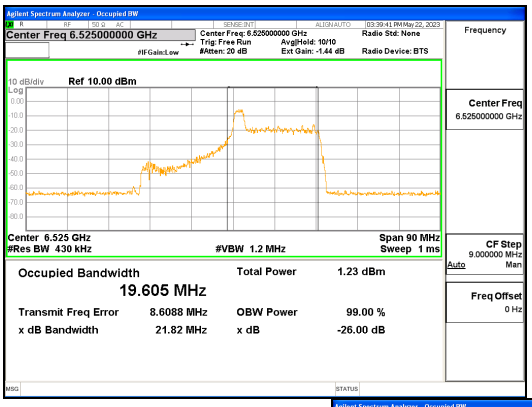

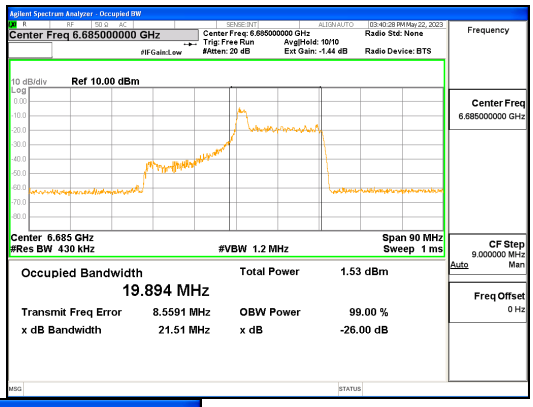

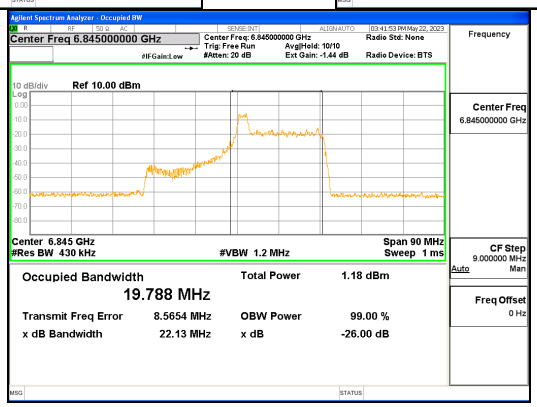

ANT R_802.11ax_HE40_26T_Mid_UNII 7

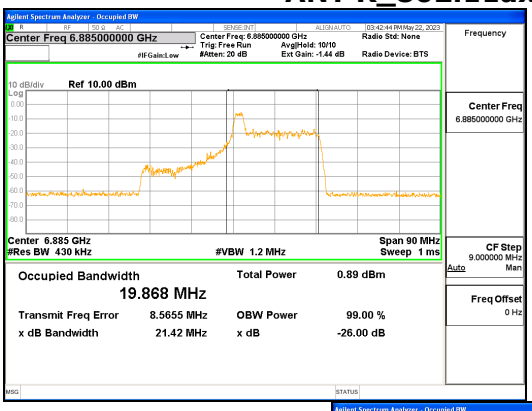

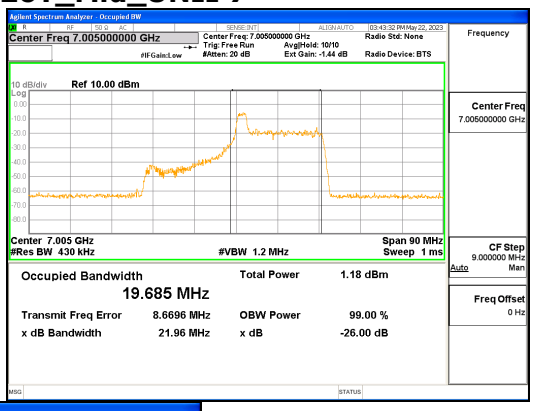

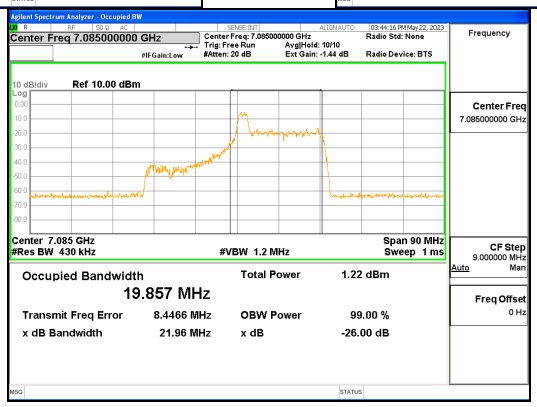

ANT R_802.11ax_HE40_26T_Mid_UNII 8

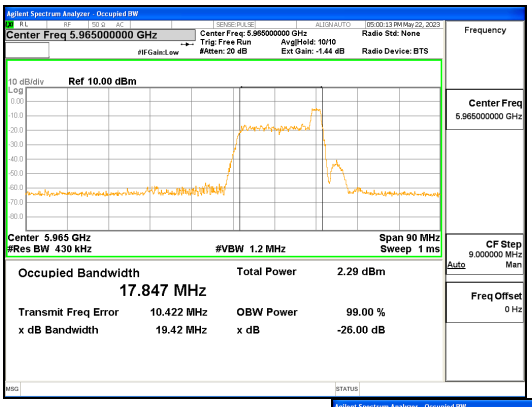

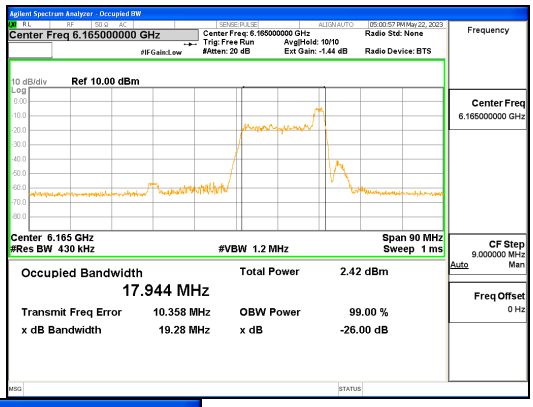

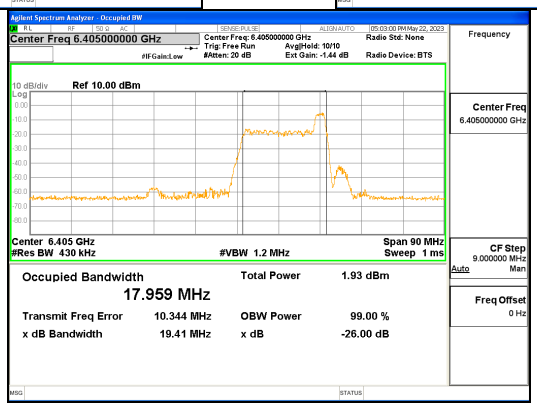

ANT L_802.11ax_HE40_26T_High_UNII 5

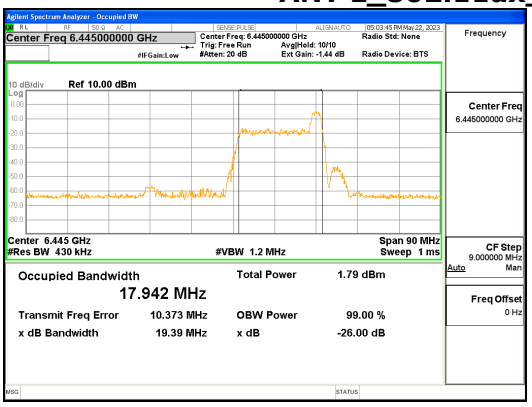

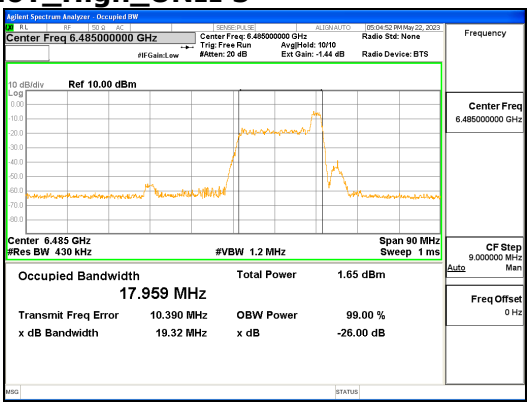

ANT L_802.11ax_HE40_26T_High_UNII 6

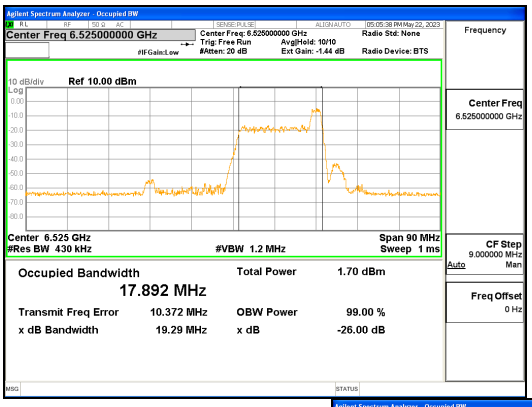

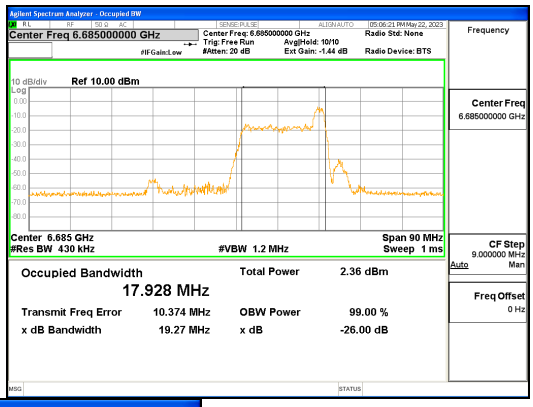

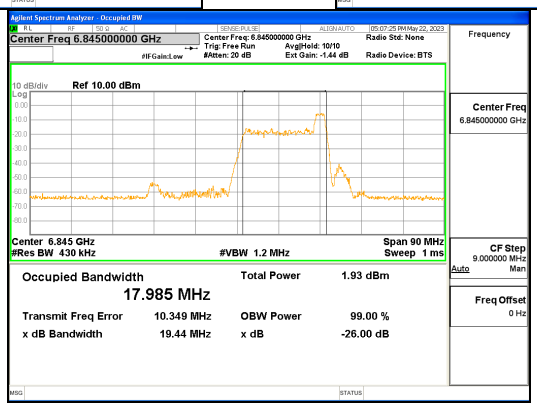

ANT L_802.11ax_HE40_26T_High_UNII 7

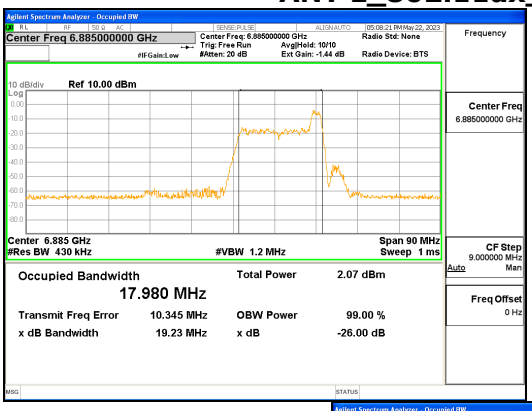

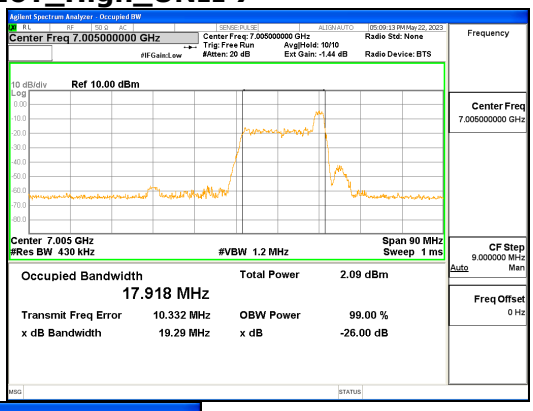

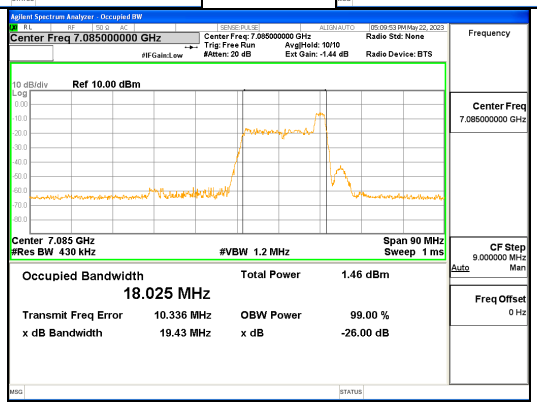

ANT L_802.11ax_HE40_26T_High_UNII 8

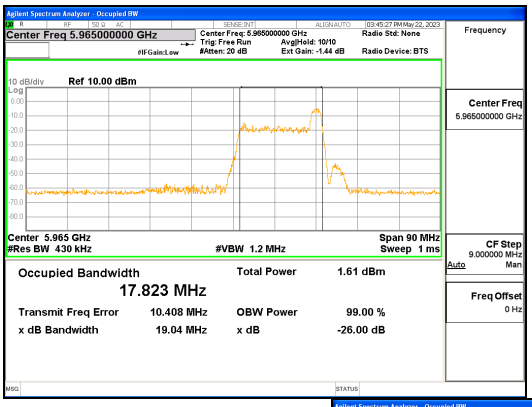

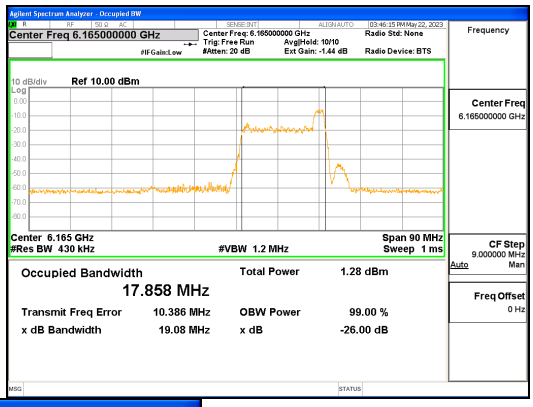

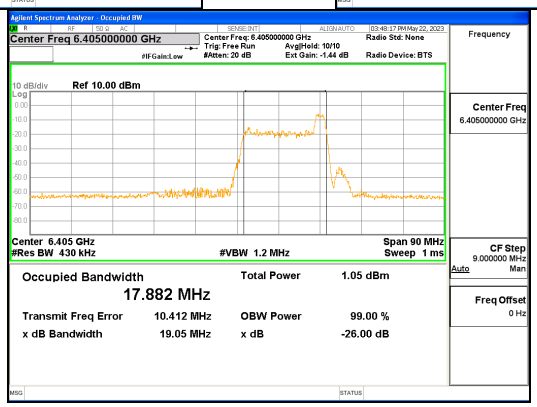

ANT R_802.11ax_HE40_26T_High_UNII 5

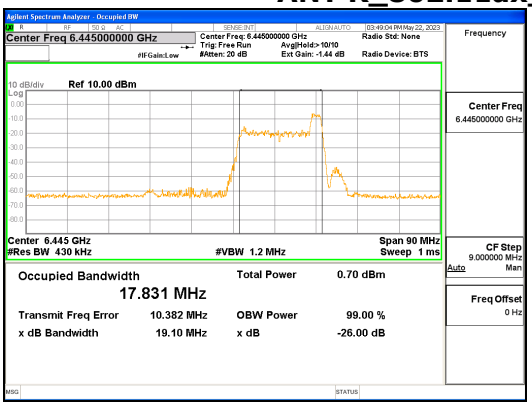

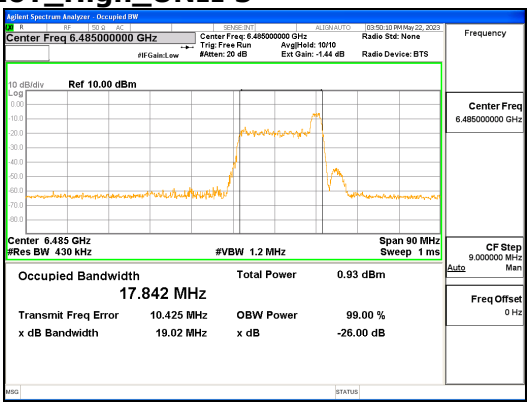

ANT R_802.11ax_HE40_26T_High_UNII 6

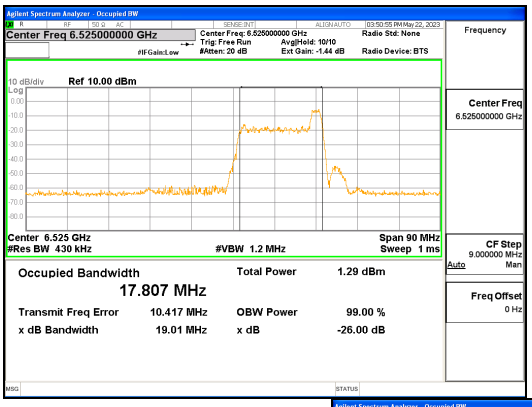

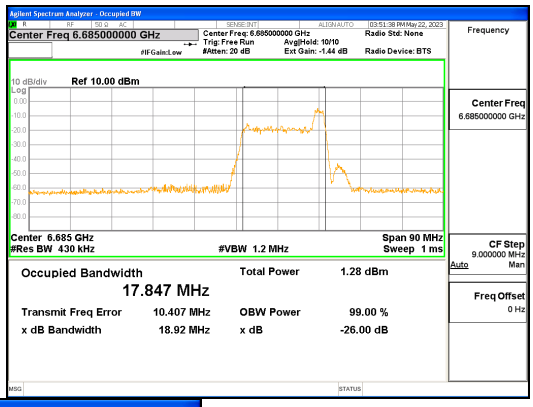

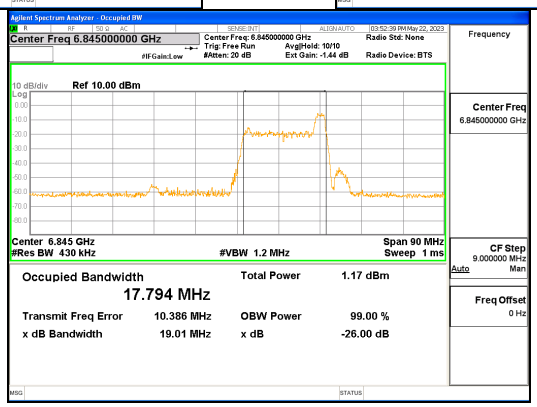

ANT R_802.11ax_HE40_26T_High_UNII 7

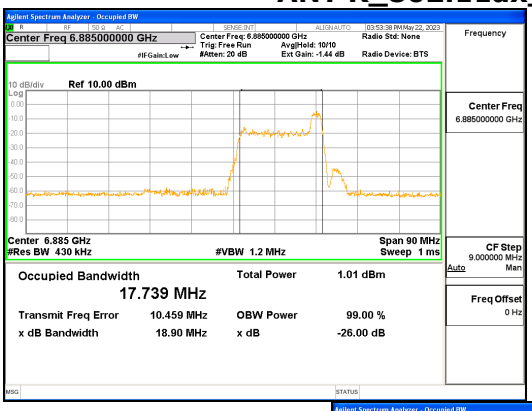

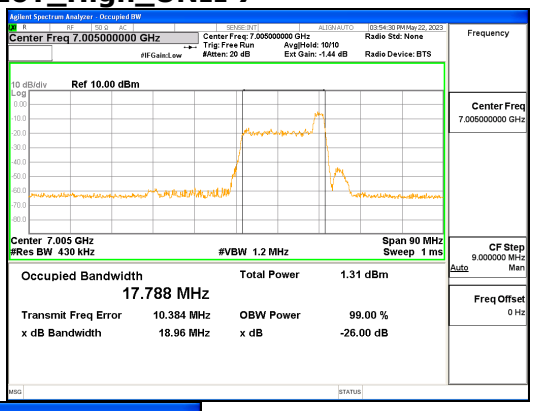

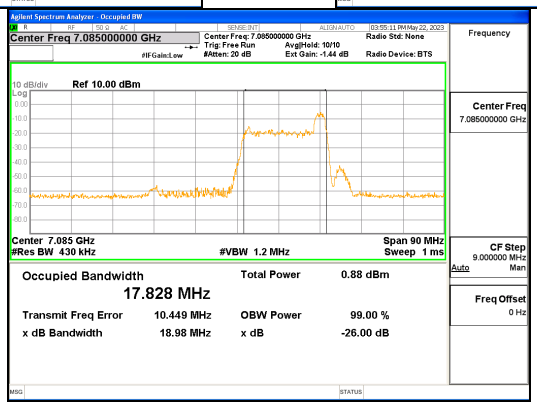

ANT R_802.11ax_HE40_26T_High_UNII 8

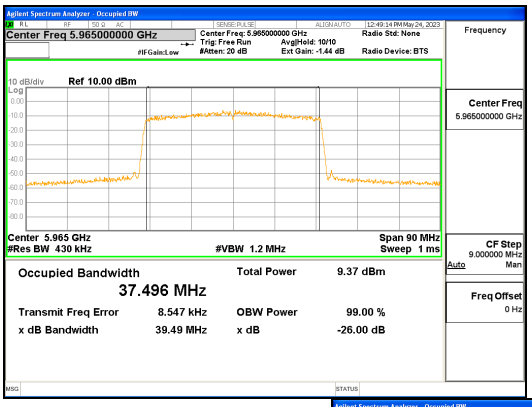

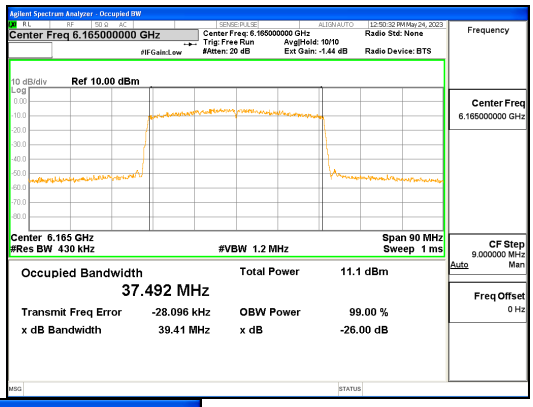

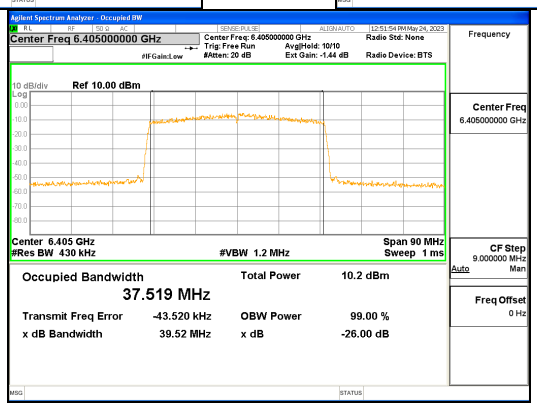

ANT L_802.11ax_HE40_484T_UNII 5

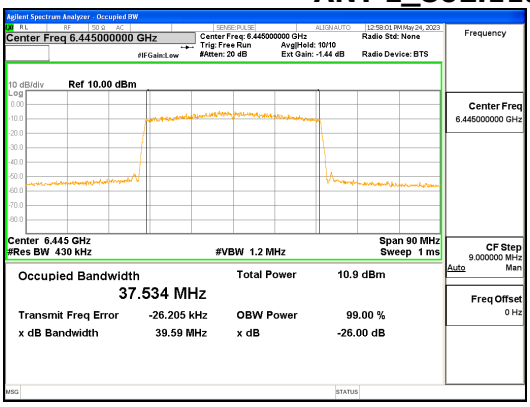

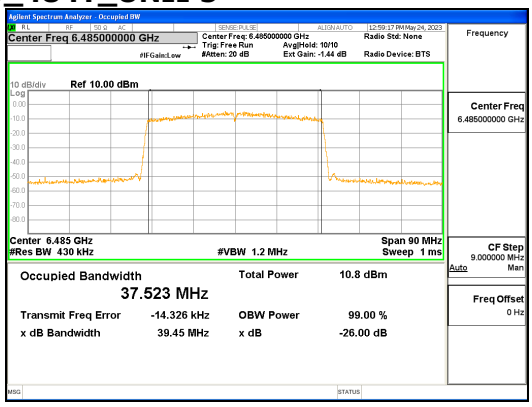

ANT L_802.11ax_HE40_484T_UNII 6

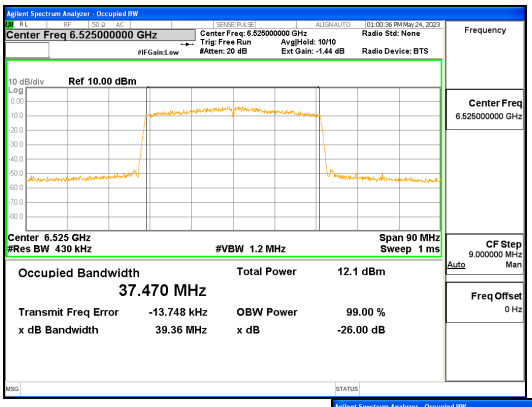

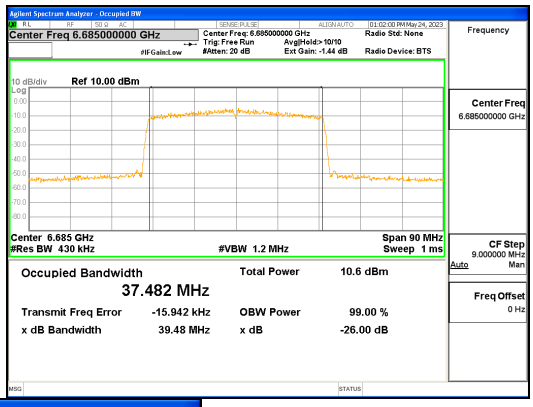

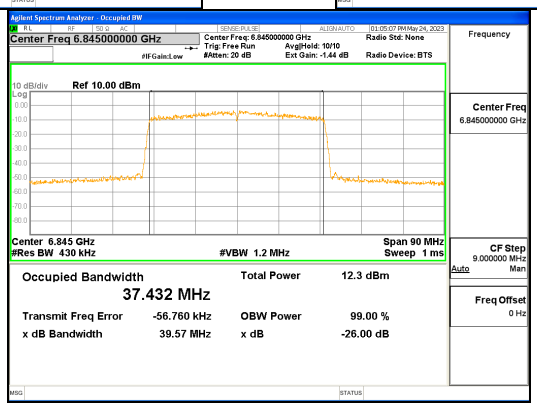

ANT L_802.11ax_HE40_484T_UNII 7

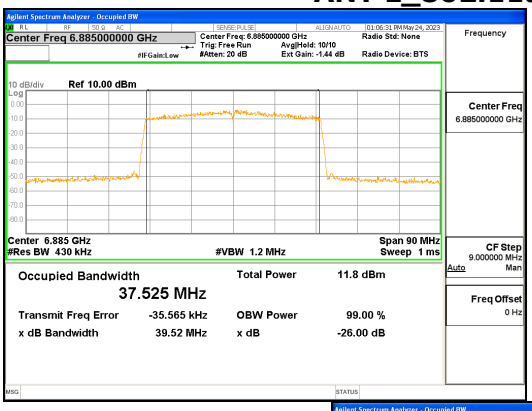

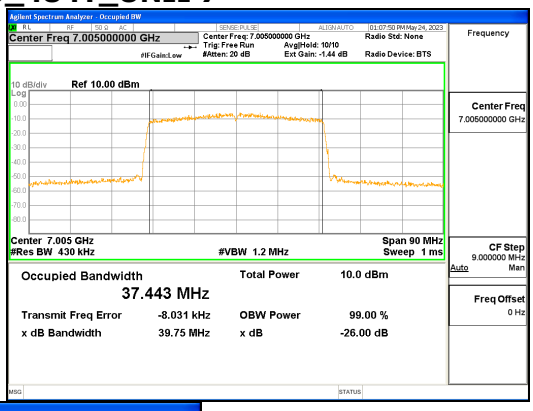

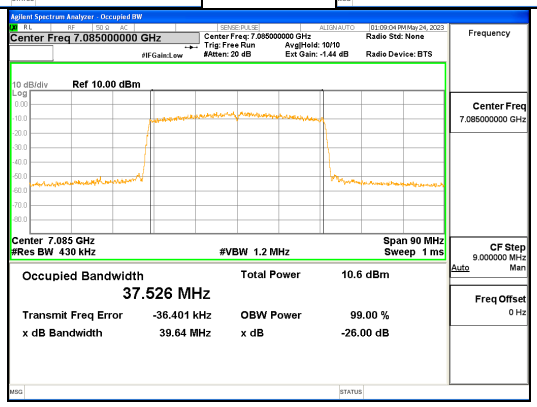

ANT L_802.11ax_HE40_484T_UNII 8

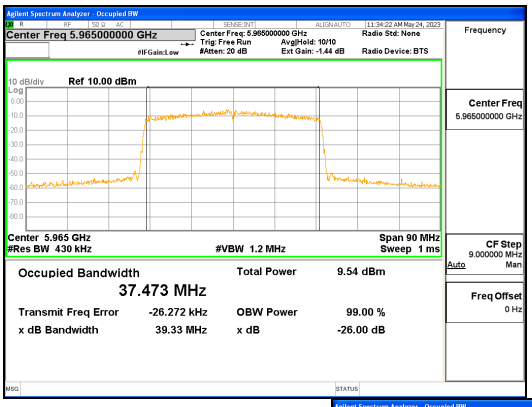

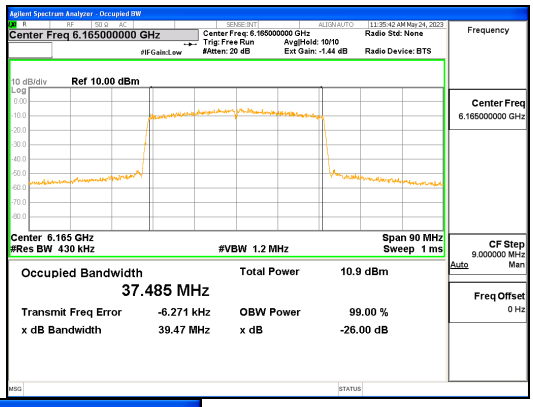

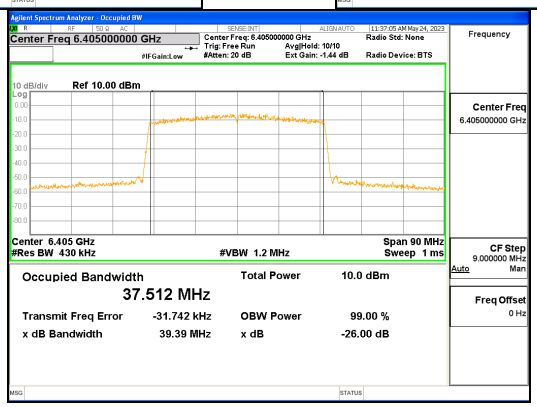

ANT R_802.11ax_HE40_484T_UNII 5

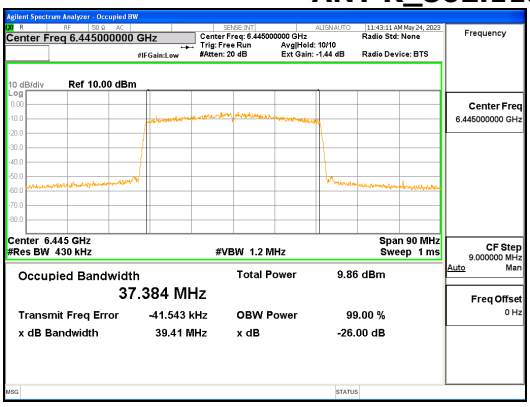

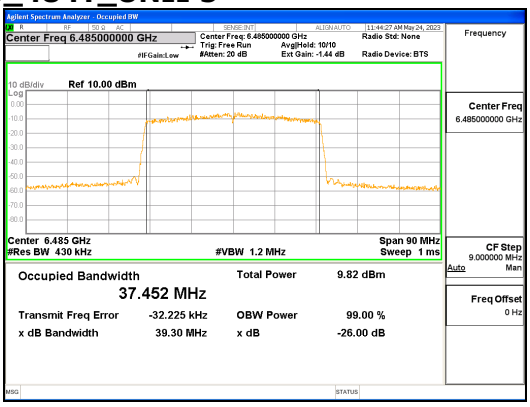

ANT R_802.11ax_HE40_484T_UNII 6

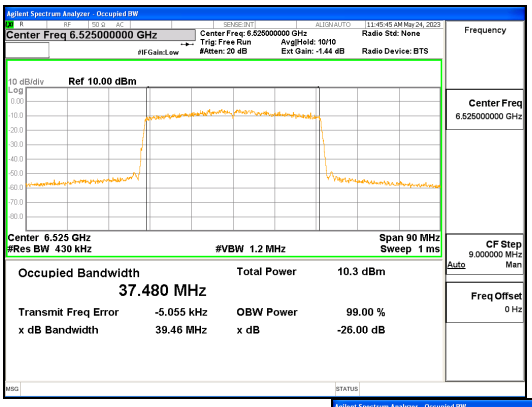

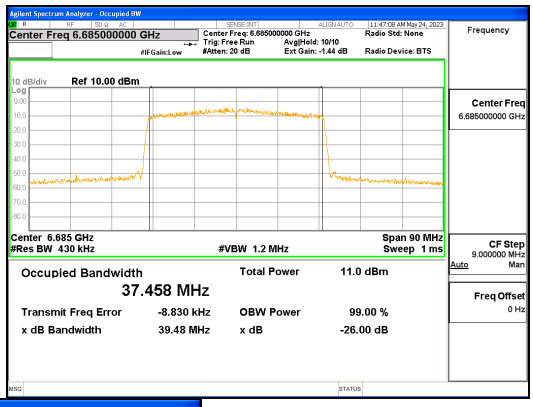

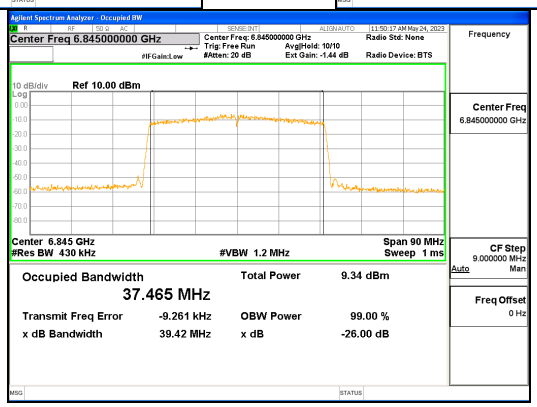

ANT R_802.11ax_HE40_484T_UNII 7

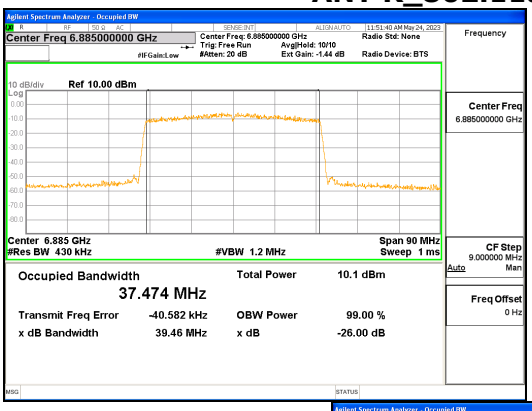

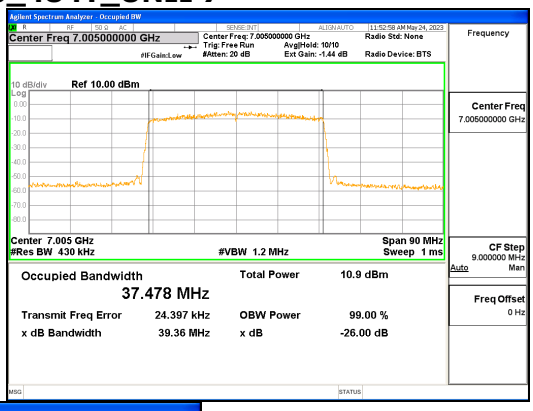

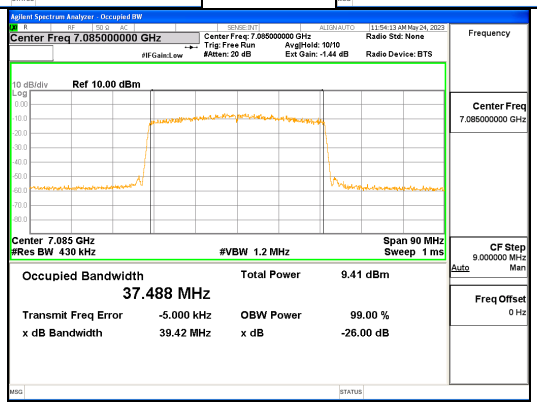

ANT R_802.11ax_HE40_484T_UNII 8

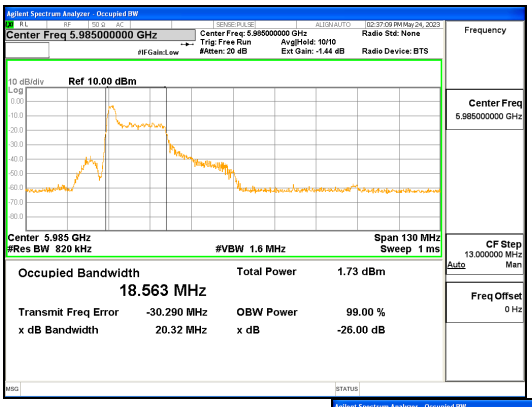

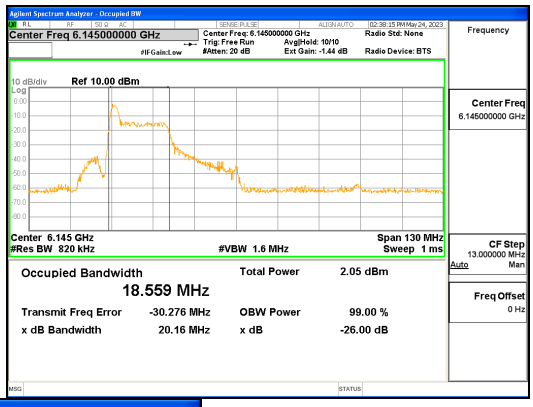

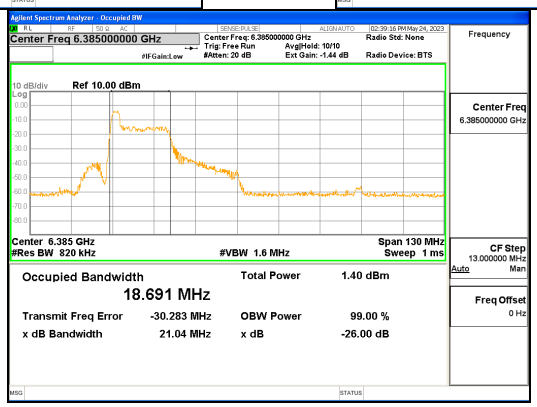

ANT L_802.11ax_HE80_26T_Low_UNII 5

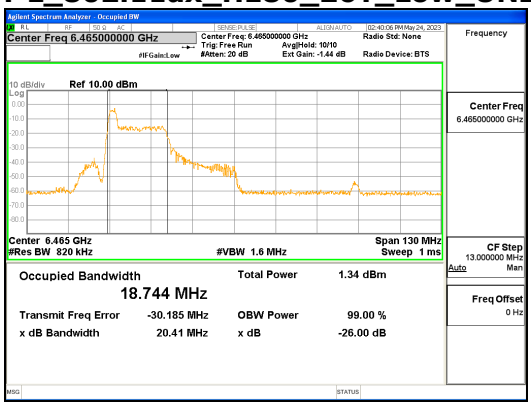

ANT L_802.11ax_HE80_26T_Low_UNII 6

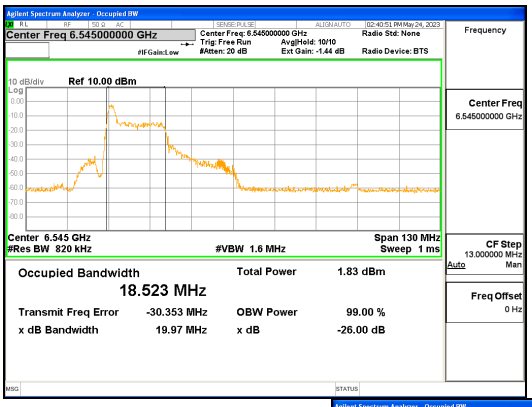

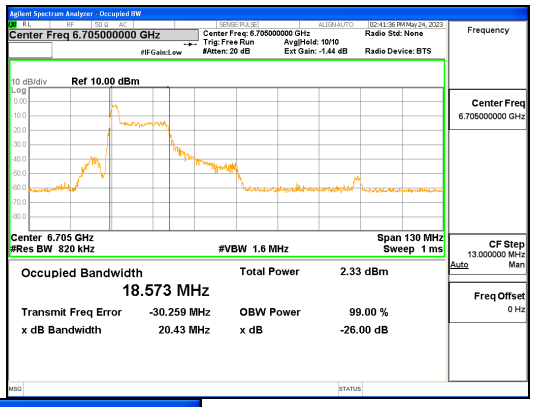

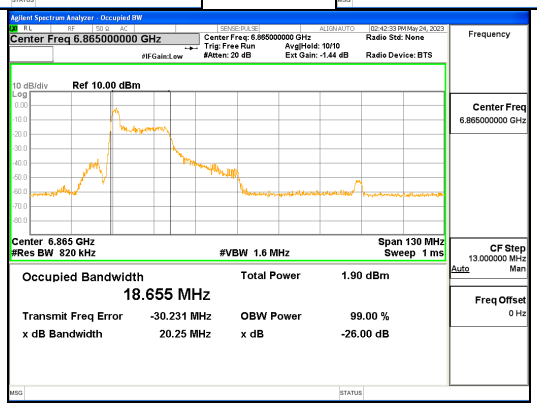

ANT L_802.11ax_HE80_26T_Low_UNII 7

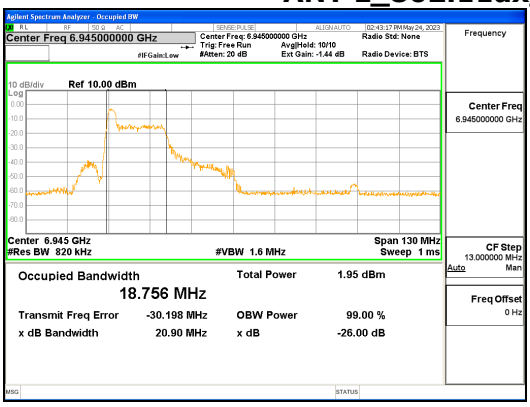

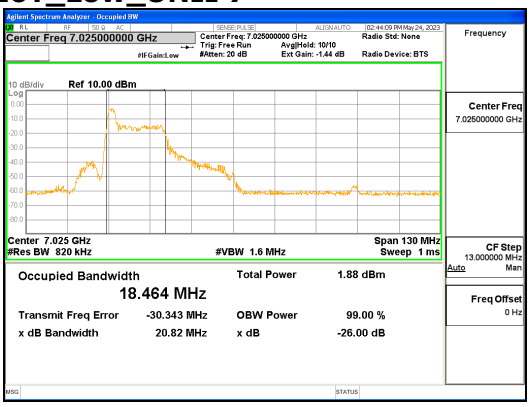

ANT L_802.11ax_HE80_26T_Low_UNII 8

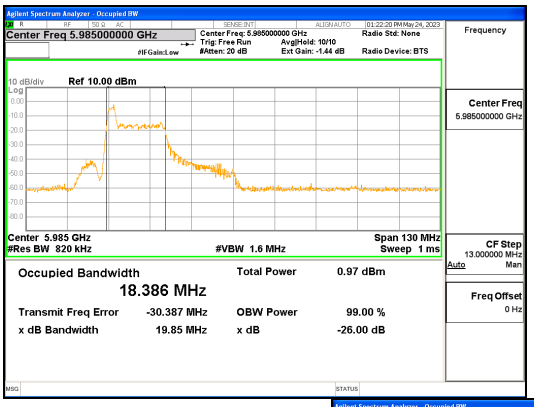

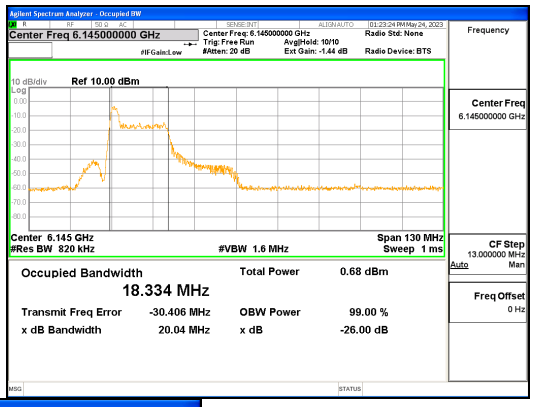

ANT R_802.11ax_HE80_26T_Low_UNII 5

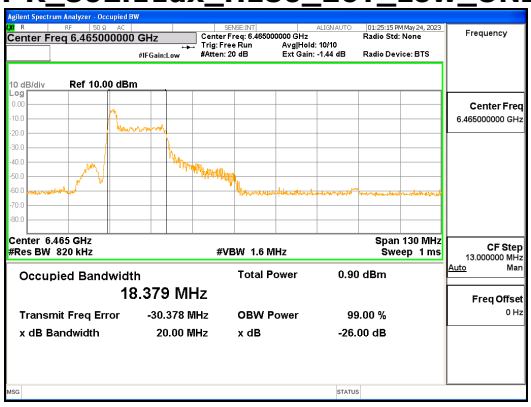

ANT R_802.11ax_HE80_26T_Low_UNII 6

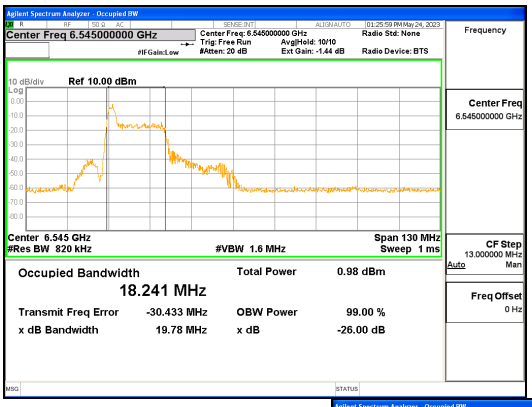

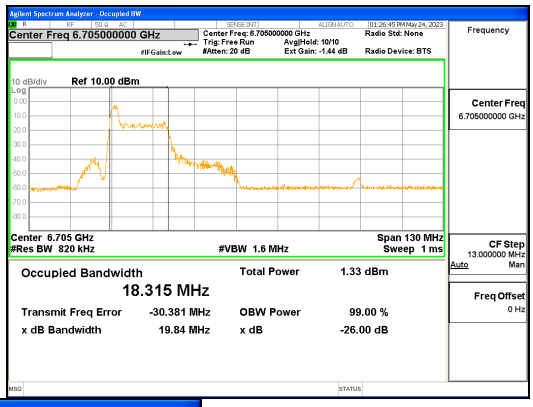

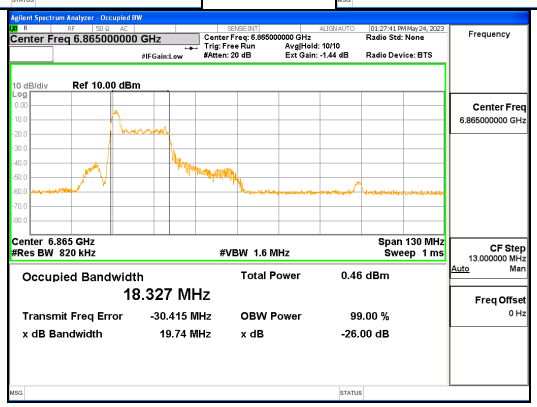

ANT R_802.11ax_HE80_26T_Low_UNII 7

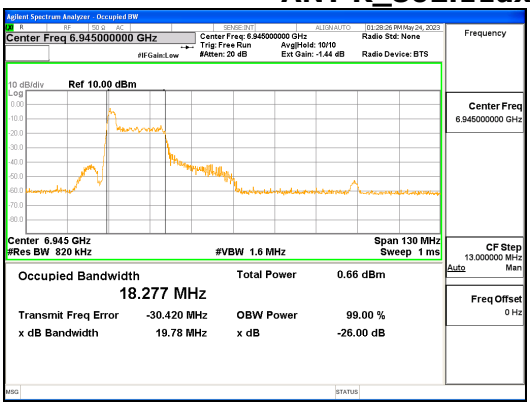

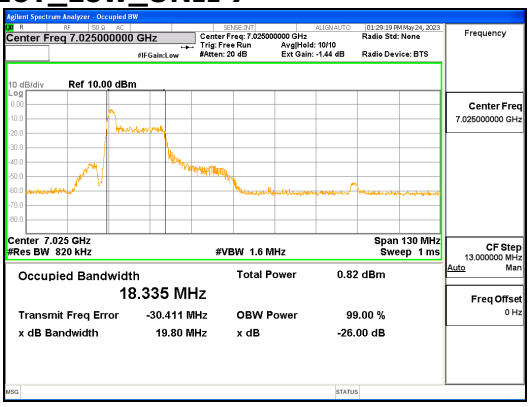

ANT R_802.11ax_HE80_26T_Low_UNII 8

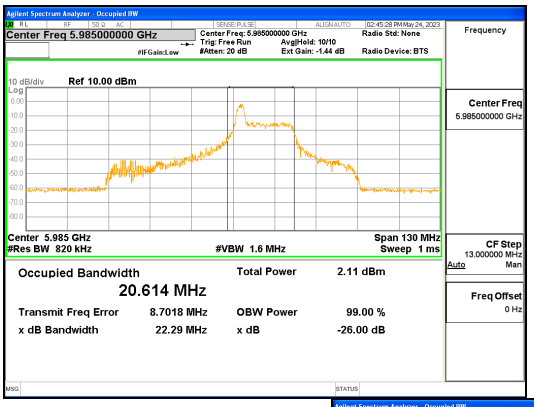

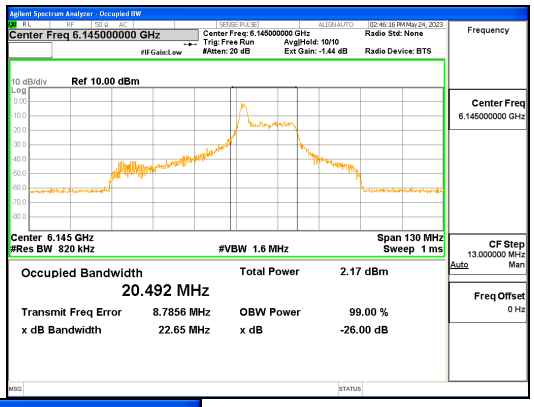

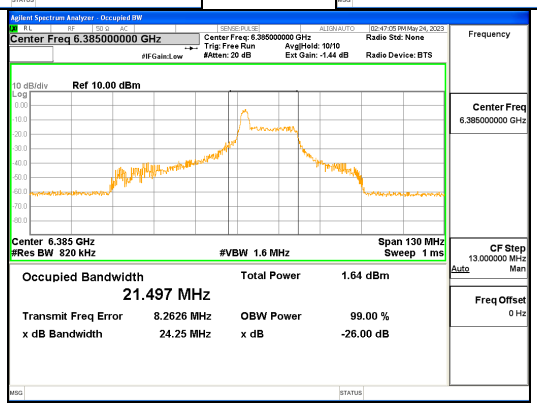

ANT L_802.11ax_HE80_26T_Mid_UNII 5

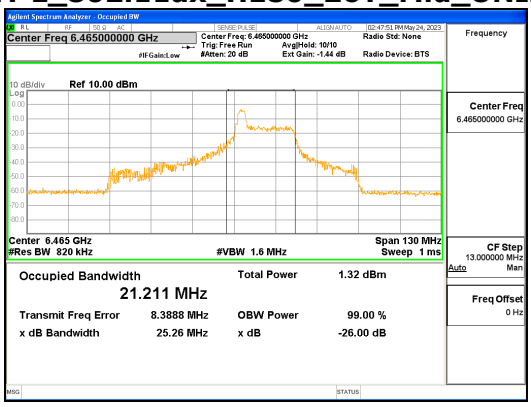

ANT L_802.11ax_HE80_26T_Mid_UNII 6

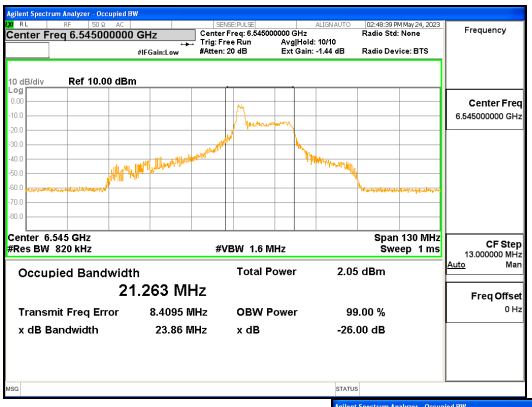

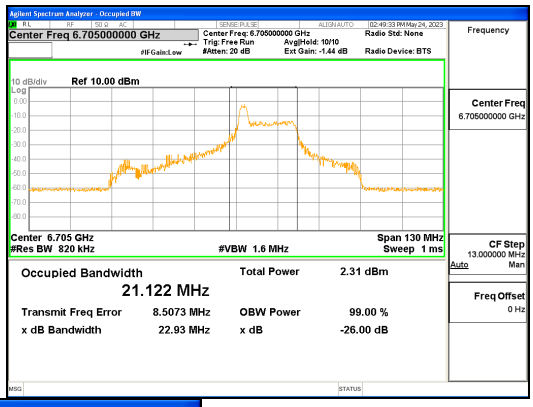

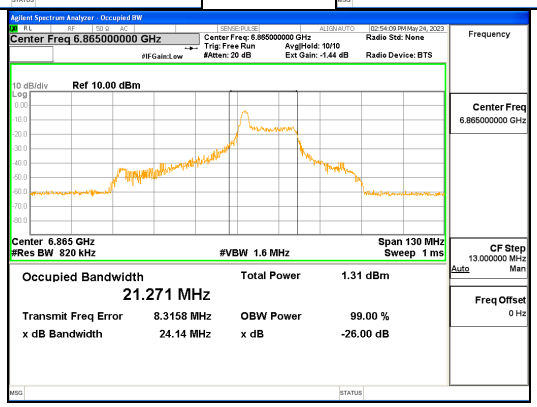

ANT L_802.11ax_HE80_26T_Mid_UNII 7

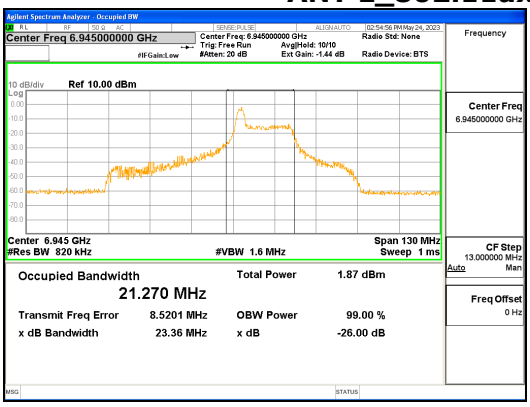

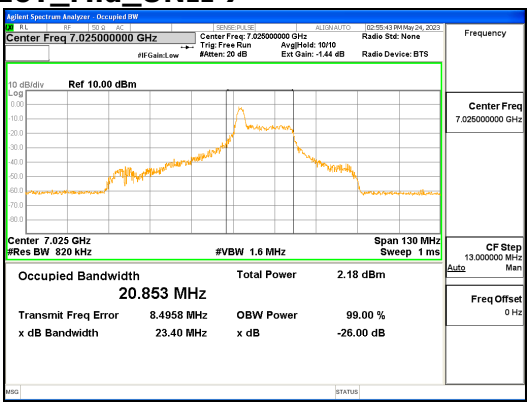

ANT L_802.11ax_HE80_26T_Mid_UNII 8

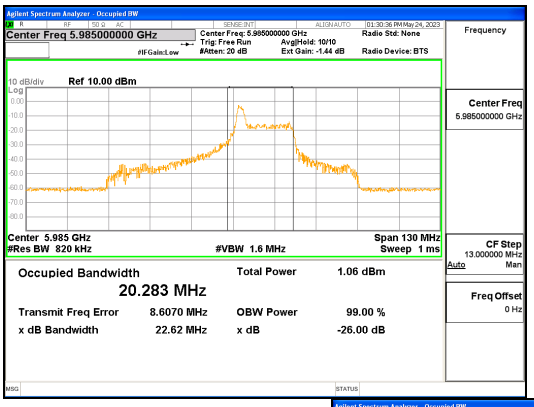

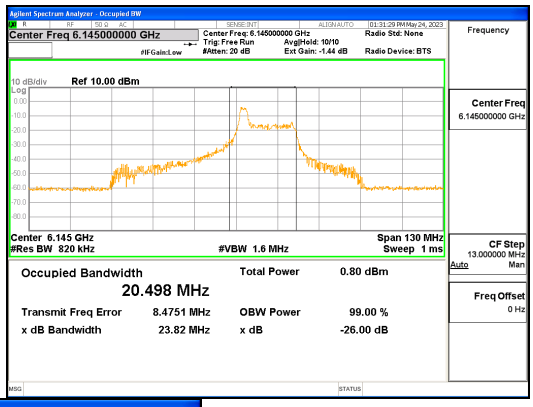

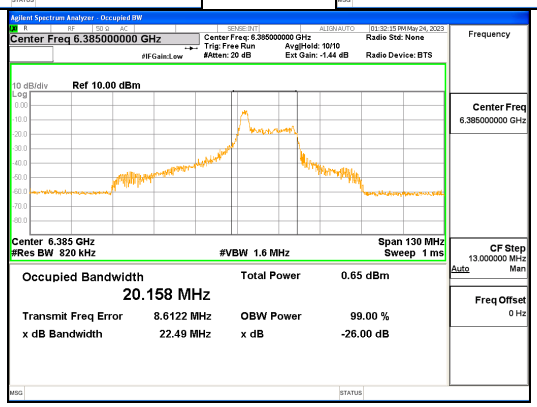

ANT R_802.11ax_HE80_26T_Mid_UNII 5

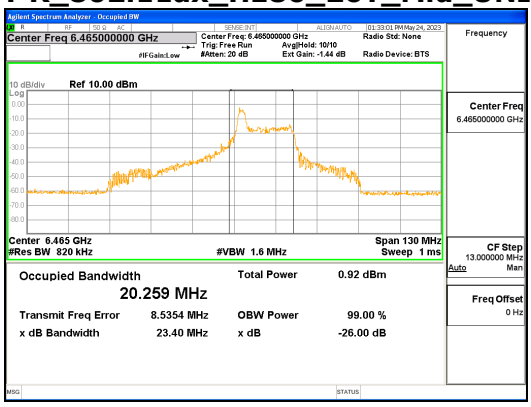

ANT R_802.11ax_HE80_26T_Mid_UNII 6

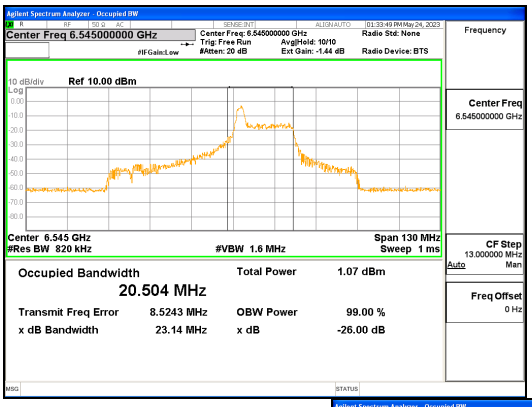

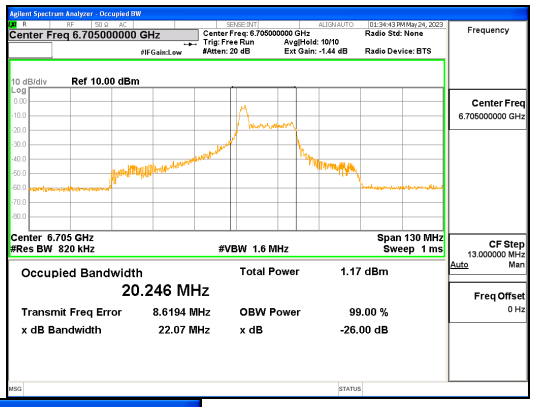

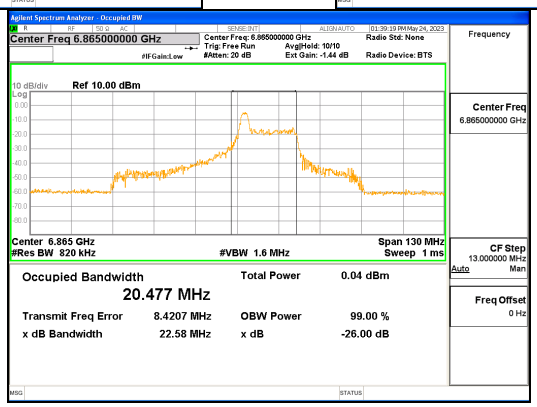

ANT R_802.11ax_HE80_26T_Mid_UNII 7

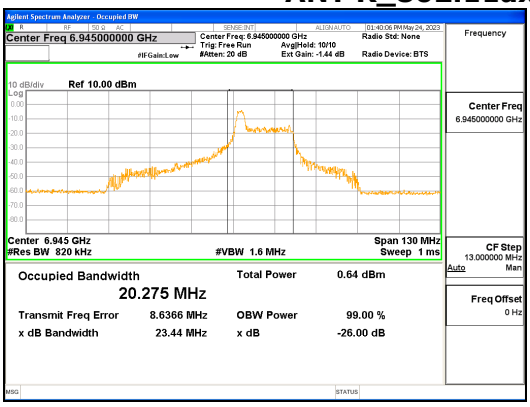

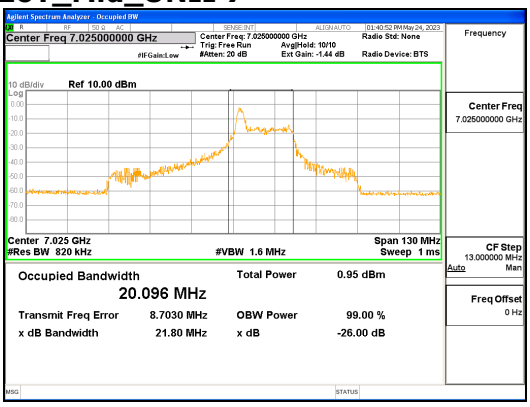

ANT R_802.11ax_HE80_26T_Mid_UNII 8

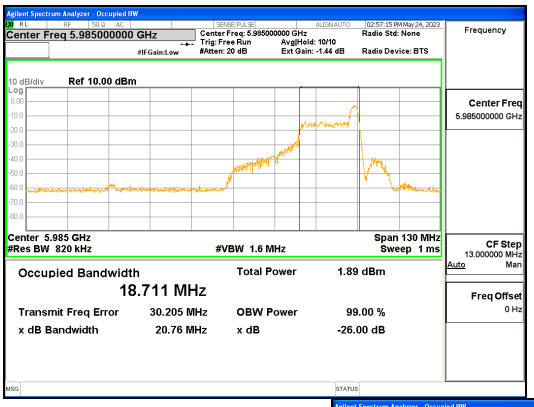

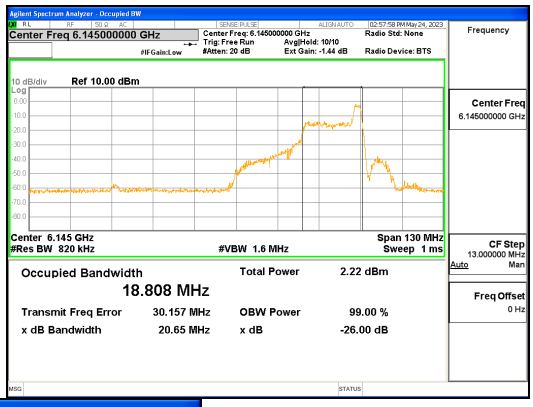

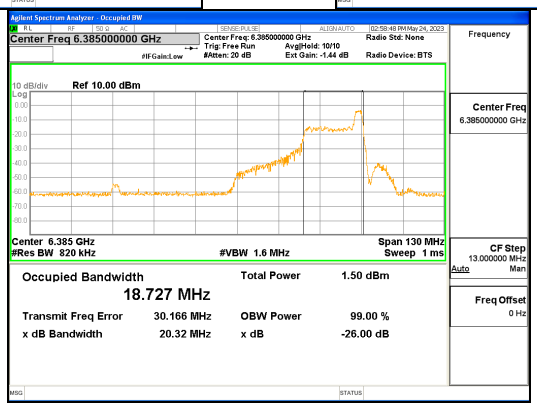

ANT L_802.11ax_HE80_26T_High_UNII 5

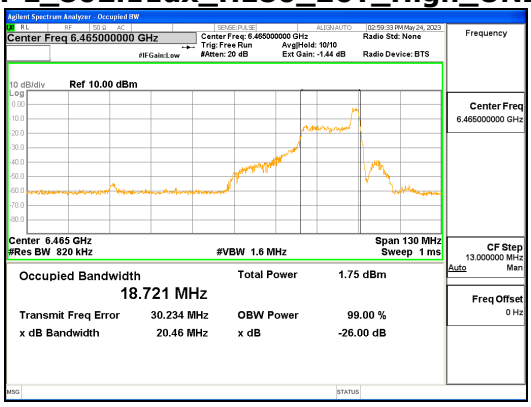

ANT L_802.11ax_HE80_26T_High_UNII 6

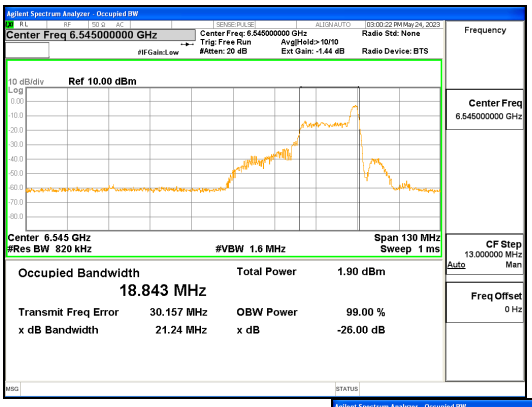

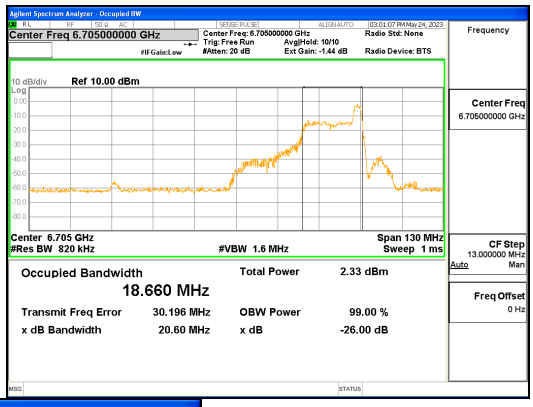

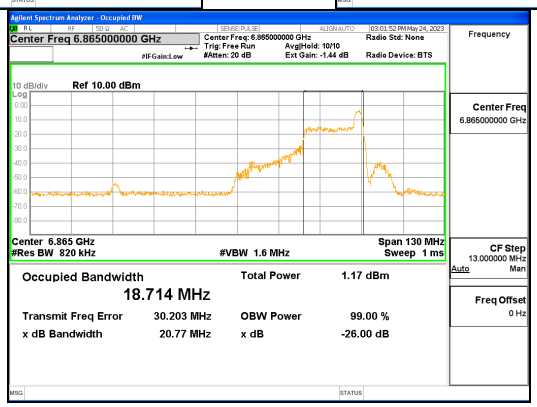

ANT L_802.11ax_HE80_26T_High_UNII 7

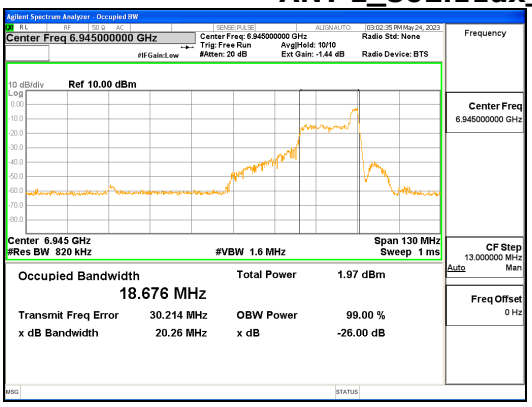

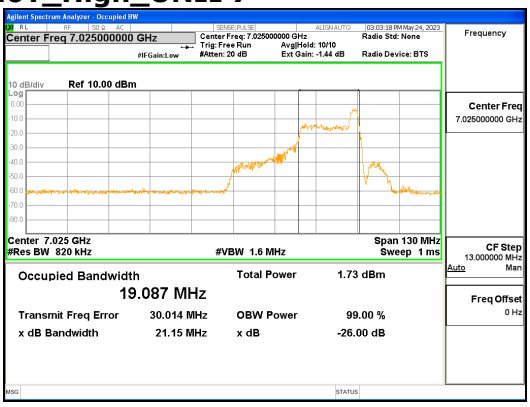

ANT L_802.11ax_HE80_26T_High_UNII 8

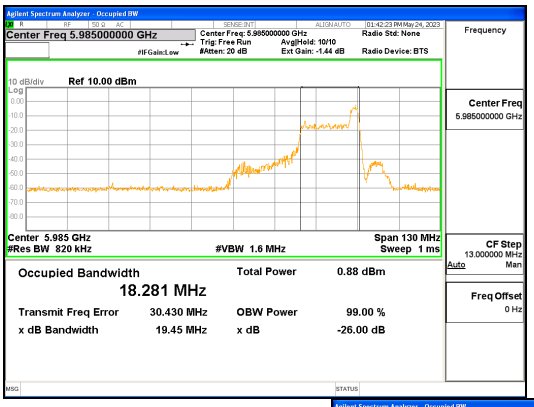

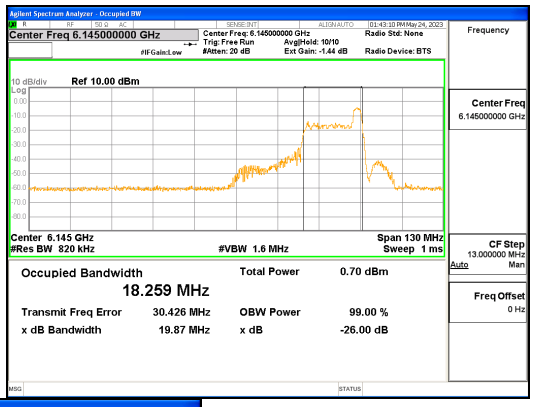

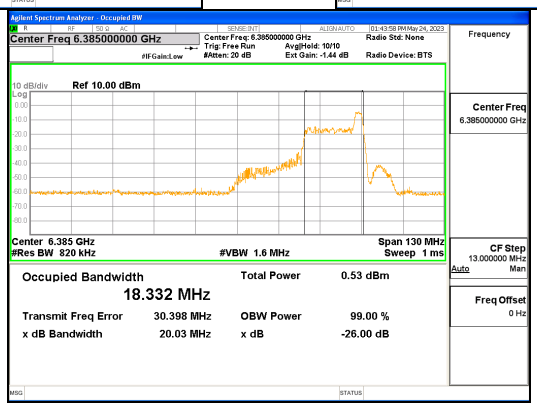

ANT R_802.11ax_HE80_26T_High_UNII 5

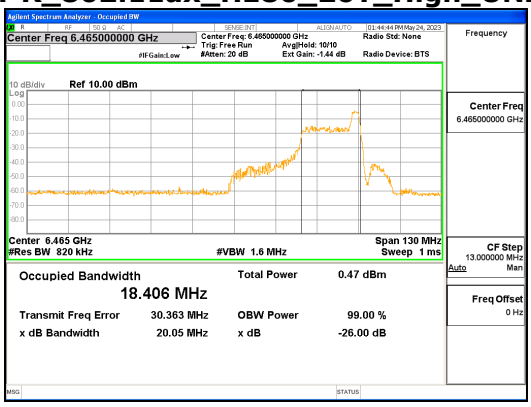

ANT R_802.11ax_HE80_26T_High_UNII 6

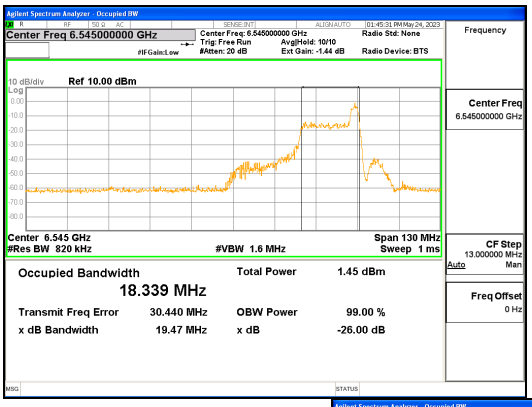

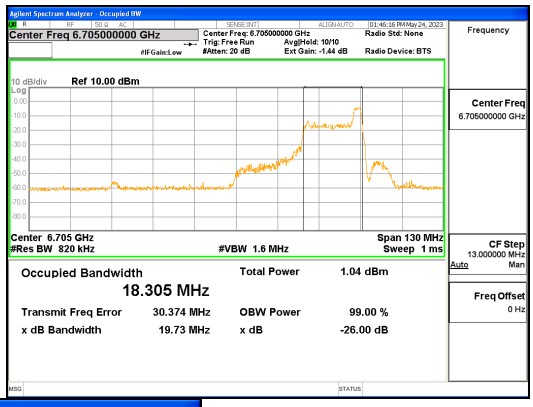

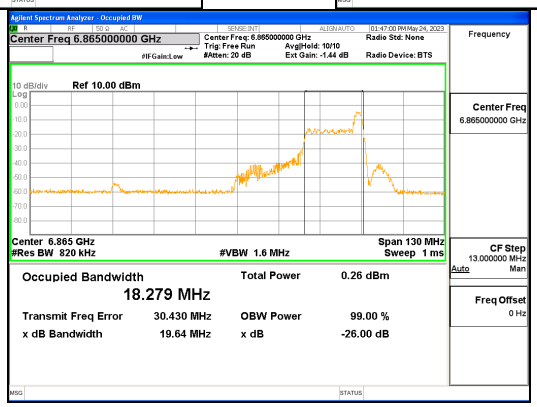

ANT R_802.11ax_HE80_26T_High_UNII 7

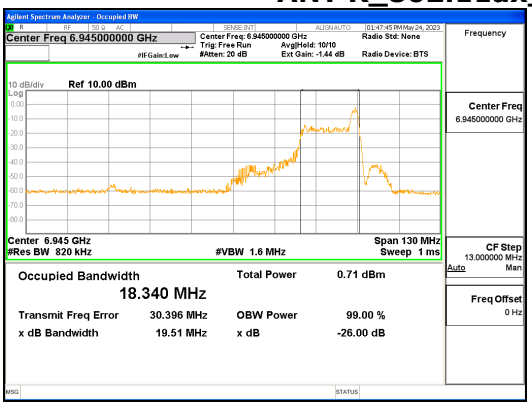

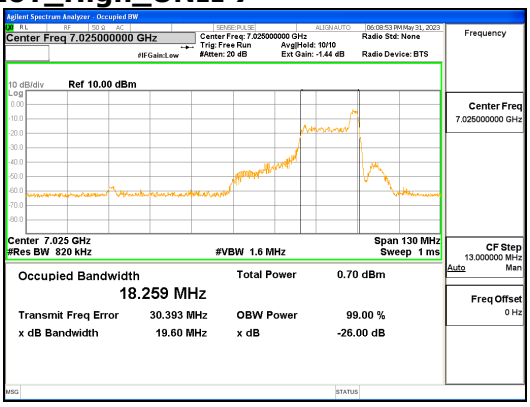

ANT R_802.11ax_HE80_26T_High_UNII 8

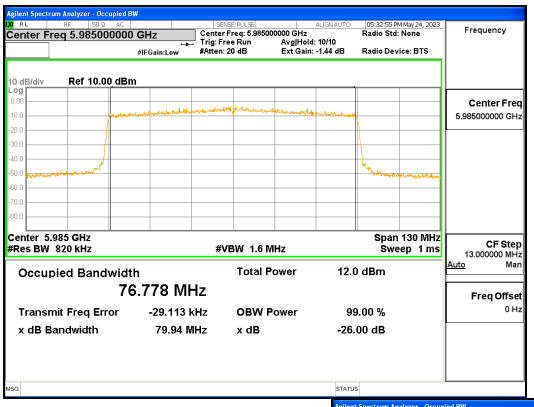

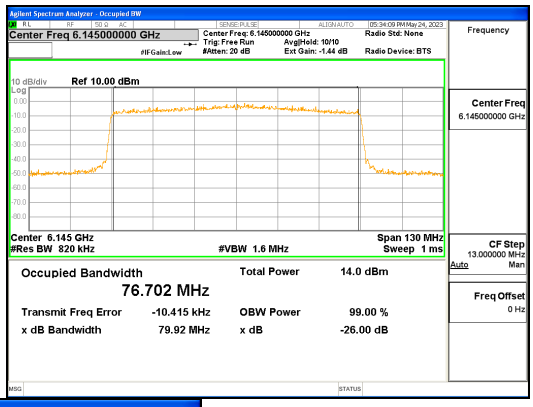

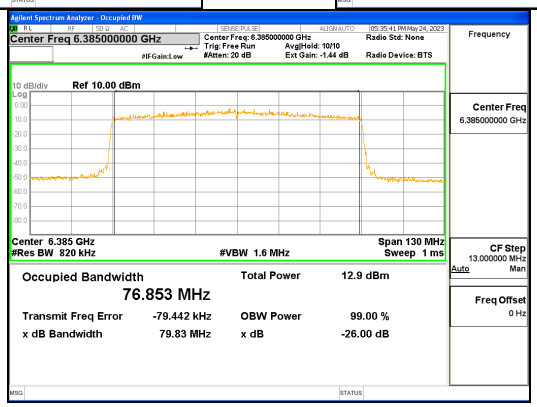

ANT L_802.11ax_HE80_996T_UNII 5

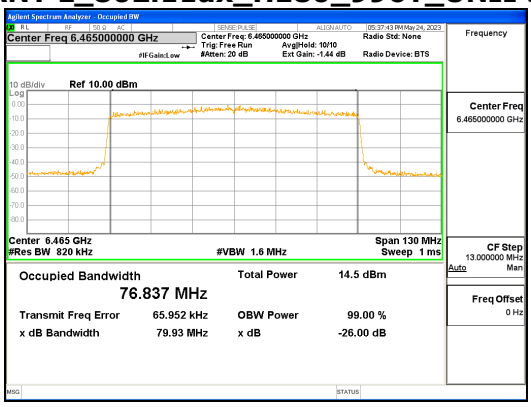

ANT L_802.11ax_HE80_996T_UNII 6

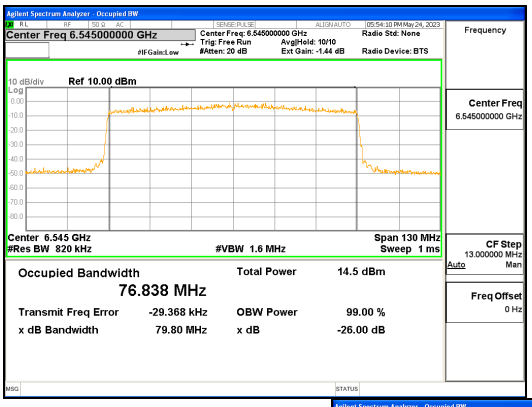

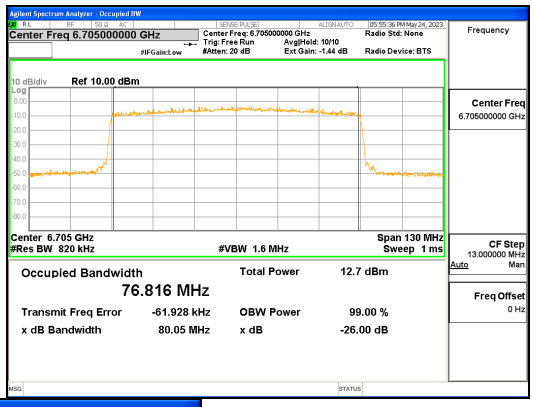

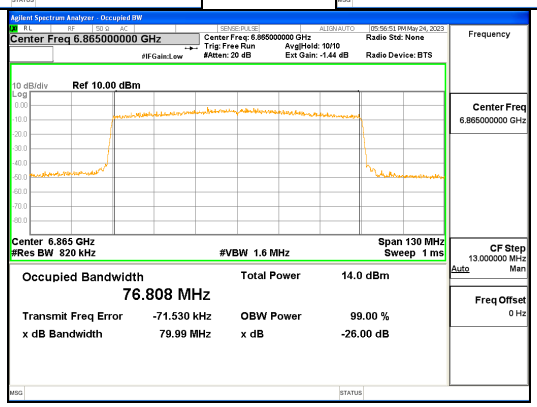

ANT L_802.11ax_HE80_996T_UNII 7

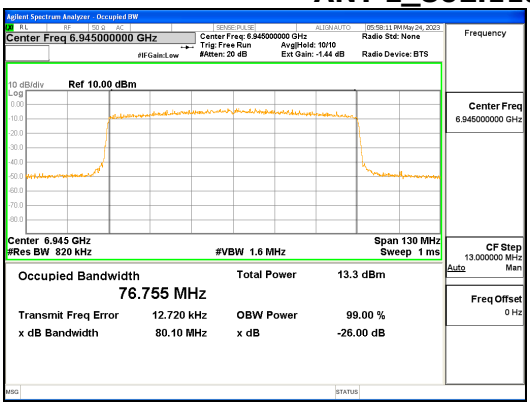

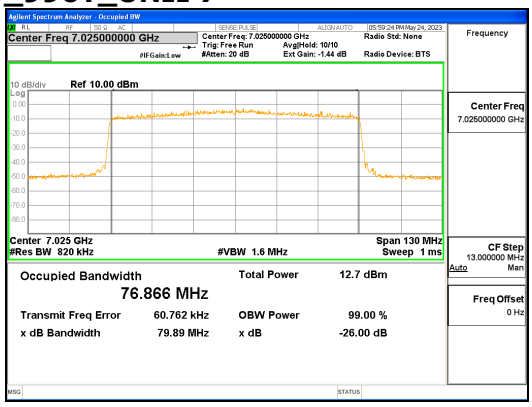

ANT L_802.11ax_HE80_996T_UNII 8

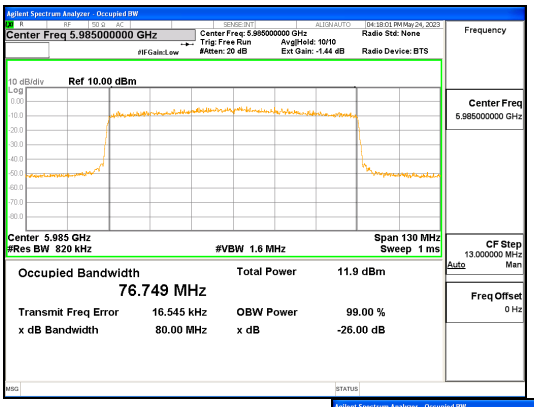

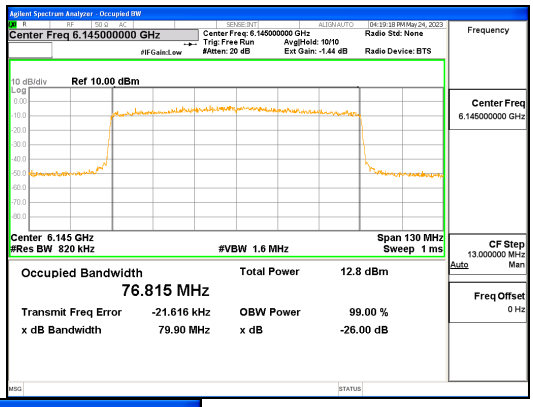

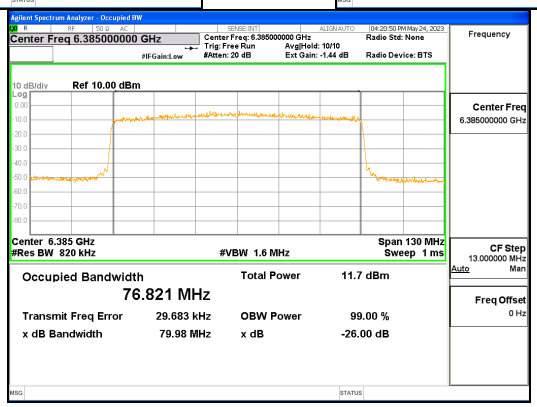

ANT R_802.11ax_HE80_996T_UNII 5

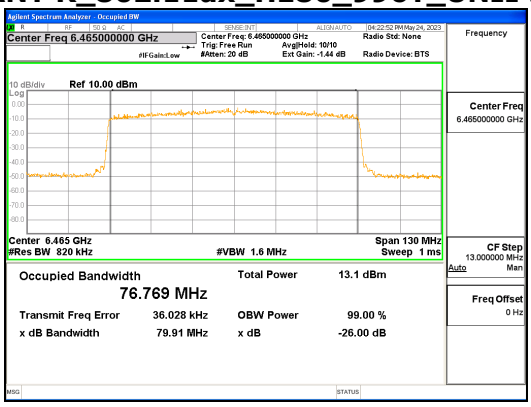

ANT R_802.11ax_HE80_996T_UNII 6

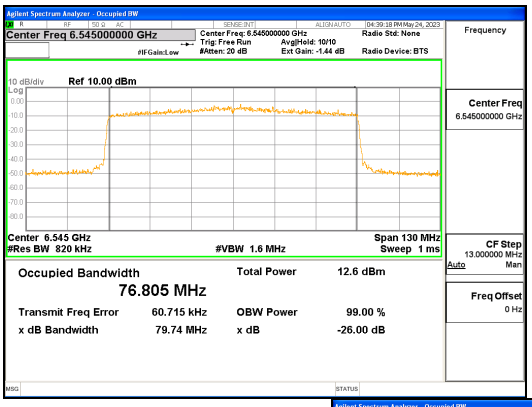

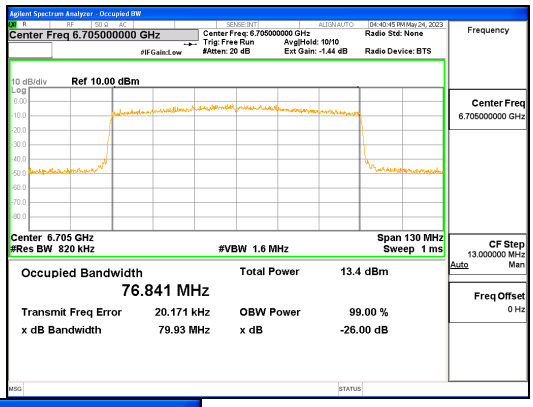

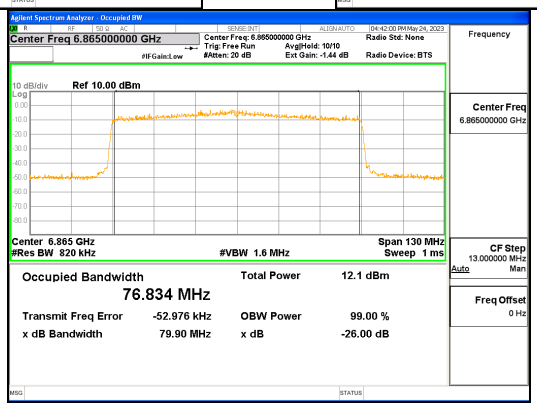

ANT R_802.11ax_HE80_996T_UNII 7

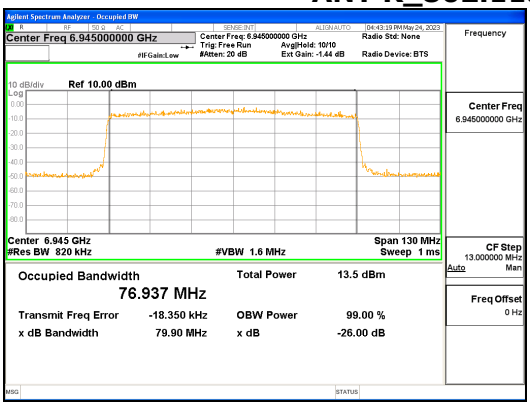

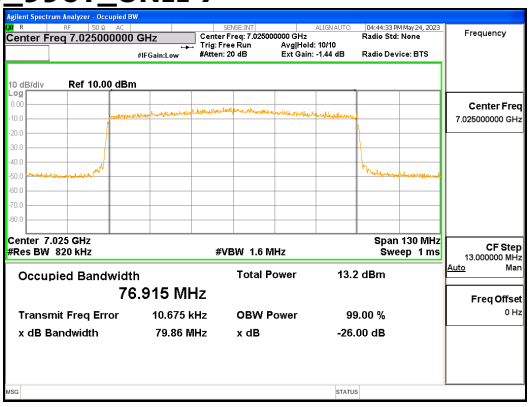

ANT R_802.11ax_HE80_996T_UNII 8

4.2 OUTPUT POWER

Test Procedures

<802.11a>

KDB 987594 – Section E
KDB 789033 – Section E.2.d (Method SA-2, Maximum Conducted Output Power)
KDB 662911 D01, D02 (Multiple Transmitter Output)
ANSI C63.10-2013 – Section 12.3.2.4

The transmitter output is connected to a spectrum analyzer and the analyzer's internal channel power integration function is used to integrate the power over a bandwidth greater than or equal to the 99% bandwidth.

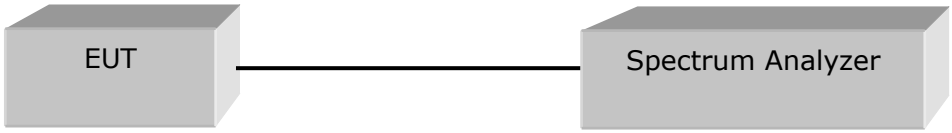

Test Settings :

Center frequency = the highest, middle and the lowest channels

a) RBW = 1 MHz

b) VBW ≥ 3 x RBW

c) Sweep time = auto

d) Detector = power averaging (rms)

e) Trace mode = Average at least 100

f) Duty cycle factor = 10log(1/x)

Test mode	Duty Cycle Factor (dB)
802.11	0.13

<802.11ax mode>

KDB 987594 – Section E
KDB 789033 – Section E.3.a (Method PM, Maximum Conducted Output Power)
KDB 662911 D01, D02 (Multiple Transmitter Output)
ANSI C63.10-2013 – Section 12.3.3.1

The transmitter output is connected to a average power meter.

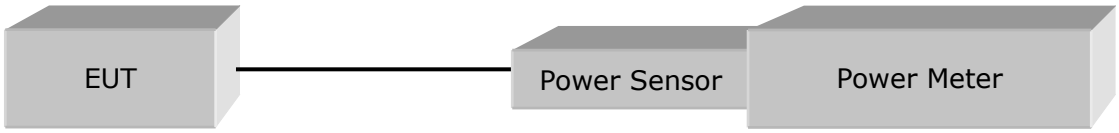

Test Settings :

Center frequency = the highest, middle and the lowest channels

a) Measure the average power of the transmitter.

b) Duty cycle factor = 10log(1/x)

Test mode	Duty Cycle Factor (dB)
802.11ax HE20/40/80 26T	0.21
802.11ax HE20/40/80 52T	0.22
802.11ax HE20/40/80 106T	0.24
802.11ax HE20/40/80 242T	0.27
802.11ax HE40/80 484T	0.28
802.11ax HE80 996T	0.29

Limit

Operating Mode	ANT Configuration	ANT Gain (dBi)	Mode	Band	Limit (dBm)
SISO	ANT L, ANT R	0.84, 0.95	802.11a/ax	UNII 5	24.00 EIRP
				UNII 6	
				UNII 7	
				UNII 8	
MIMO (2Tx)	ANT L + ANT R	3.91	802.11ax	UNII 5	
				UNII 6	
				UNII 7	
				UNII 8	

Note :
Per KDB 662911, the MIMO directional gain is calculated using the following formula, Where G_N is the gain of the nth antenna and N_{ANT}, the total number of antennas used.

$$\text{Directional gain} = 10 \log[(10^{G1/20} + 10^{G2/20} + \ldots + 10^{GN/20})^2 / N_{ANT}] \text{ dBi}$$

Test Data

ANT L(SISO)

Test Mode	Frequency (MHz)	Measured Output Power (dBm)	Duty cycle Factor (dB)	Antenna Gain (dBi)	Result Output Power (dBm)	Limit (dBm)	Margin (dB)
802.11a	5 975 MHz	7.47	0.13	0.84	8.44	24.00	15.56
	6 215 MHz	7.74	0.13		8.71	24.00	15.29
	6 375 MHz	7.66	0.13		8.63	24.00	15.37
	6 455 MHz	7.85	0.13		8.82	24.00	15.18
	6 535 MHz	7.65	0.13		8.62	24.00	15.38
	6 695 MHz	5.49	0.13		6.46	24.00	17.54
	6 855 MHz	7.03	0.13		8.00	24.00	16.00
	6 935 MHz	7.48	0.13		8.45	24.00	15.55
	7 105 MHz	7.41	0.13		8.38	24.00	15.62
	7 095 MHz	7.71	0.13		8.68	24.00	15.32
Measurement uncertainty		± 1.5 dB					

Test Mode	Frequency (MHz)	RU Index	Measured Output Power (dBm)	Duty cycle Factor (dB)	Antenna Gain (dBi)	Result Output Power (dBm)	Limit (dBm)	Margin (dB)
802.11ax _HE20 _26T	5 955	Low	-8.31	0.21	0.84	-7.26	24.00	31.26
		Mid	-8.00	0.21		-6.95	24.00	30.95
		High	-8.17	0.21		-7.12	24.00	31.12
	6 175	Low	-6.75	0.21		-5.70	24.00	29.70
		Mid	-6.58	0.21		-5.53	24.00	29.53
		High	-6.63	0.21		-5.58	24.00	29.58
	6 415	Low	-7.28	0.21		-6.23	24.00	30.23
		Mid	-7.28	0.21		-6.23	24.00	30.23
		High	-7.63	0.21		-6.58	24.00	30.58
	6 435	Low	-6.69	0.21		-5.64	24.00	29.64
		Mid	-6.38	0.21		-5.33	24.00	29.33
		High	-6.67	0.21		-5.62	24.00	29.62
	6 475	Low	-6.50	0.21		-5.45	24.00	29.45
		Mid	-6.60	0.21		-5.55	24.00	29.55
		High	-6.91	0.21		-5.86	24.00	29.86
	6 515	Low	-5.30	0.21		-4.25	24.00	28.25
		Mid	-5.16	0.21		-4.11	24.00	28.11
		High	-5.34	0.21		-4.29	24.00	28.29
	6 535	Low	-5.68	0.21		-4.63	24.00	28.63

		Mid	-5.78	0.21		-4.73	24.00	28.73
		High	-5.84	0.21		-4.79	24.00	28.79
	6 695	Low	-7.88	0.21		-6.83	24.00	30.83
		Mid	-7.83	0.21		-6.78	24.00	30.78
		High	-8.13	0.21		-7.08	24.00	31.08
	6 855	Low	-6.80	0.21		-5.75	24.00	29.75
		Mid	-6.74	0.21		-5.69	24.00	29.69
		High	-6.68	0.21		-5.63	24.00	29.63
	6 875	Low	-6.75	0.21		-5.70	24.00	29.70
		Mid	-6.78	0.21		-5.73	24.00	29.73
		High	-6.94	0.21		-5.89	24.00	29.89
	6 995	Low	-7.54	0.21		-6.49	24.00	30.49
		Mid	-7.36	0.21		-6.31	24.00	30.31
		High	-7.27	0.21		-6.22	24.00	30.22
	7 095	Low	-6.58	0.21		-5.53	24.00	29.53
		Mid	-6.45	0.21		-5.40	24.00	29.40
		High	-6.73	0.21		-5.68	24.00	29.68
	7 115	Low	-9.55	0.21		-8.50	24.00	32.50
		Mid	-9.46	0.21		-8.41	24.00	32.41
		High	-9.68	0.21		-8.63	24.00	32.63
Measurement uncertainty			± 1.5 dB					

Test Mode	Frequency (MHz)	RU Index	Measured Output Power (dBm)	Duty cycle Factor (dB)	Antenna Gain (dBi)	Result Output Power (dBm)	Limit (dBm)	Margin (dB)
802.11ax _HE20 _52T	5 955	Low	-5.61	0.22	0.84	-4.55	24.00	28.55
		Mid	-5.34	0.22		-4.28	24.00	28.28
		High	-5.65	0.22		-4.59	24.00	28.59
	6 175	Low	-4.12	0.22		-3.06	24.00	27.06
		Mid	-3.86	0.22		-2.80	24.00	26.80
		High	-4.13	0.22		-3.07	24.00	27.07
	6 415	Low	-4.80	0.22		-3.74	24.00	27.74
		Mid	-4.65	0.22		-3.59	24.00	27.59
		High	-4.72	0.22		-3.66	24.00	27.66
	6 435	Low	-4.17	0.22		-3.11	24.00	27.11
		Mid	-4.00	0.22		-2.94	24.00	26.94
		High	-4.00	0.22		-2.94	24.00	26.94
	6 475	Low	-3.87	0.22		-2.81	24.00	26.81
		Mid	-3.84	0.22		-2.78	24.00	26.78

		High	-3.88	0.22		-2.82	24.00	26.82
	6 515	Low	-2.63	0.22		-1.57	24.00	25.57
		Mid	-2.39	0.22		-1.33	24.00	25.33
		High	-2.50	0.22		-1.44	24.00	25.44
	6 535	Low	-3.20	0.22		-2.14	24.00	26.14
		Mid	-3.28	0.22		-2.22	24.00	26.22
		High	-3.06	0.22		-2.00	24.00	26.00
	6 695	Low	-5.29	0.22		-4.23	24.00	28.23
		Mid	-5.27	0.22		-4.21	24.00	28.21
		High	-5.42	0.22		-4.36	24.00	28.36
	6 855	Low	-4.35	0.22		-3.29	24.00	27.29
		Mid	-3.94	0.22		-2.88	24.00	26.88
		High	-4.13	0.22		-3.07	24.00	27.07
	6 875	Low	-4.19	0.22		-3.13	24.00	27.13
		Mid	-4.27	0.22		-3.21	24.00	27.21
		High	-4.03	0.22		-2.97	24.00	26.97
	6 995	Low	-4.93	0.22		-3.87	24.00	27.87
		Mid	-4.53	0.22		-3.47	24.00	27.47
		High	-4.60	0.22		-3.54	24.00	27.54
	7 095	Low	-4.22	0.22		-3.16	24.00	27.16
		Mid	-3.87	0.22		-2.81	24.00	26.81
		High	-4.00	0.22		-2.94	24.00	26.94
	7 115	Low	-6.62	0.22		-5.56	24.00	29.56
		Mid	-6.62	0.22		-5.56	24.00	29.56
		High	-6.48	0.22		-5.42	24.00	29.42
Measurement uncertainty			± 1.5 dB					

Test Mode	Frequency (MHz)	RU Index	Measured Output Power (dBm)	Duty cycle Factor (dB)	Antenna Gain (dBi)	Result Output Power (dBm)	Limit (dBm)	Margin (dB)
802.11ax _HE20 _106T	5 955	Low	-3.04	0.24	0.84	-1.96	24.00	25.96
		Mid	-			-		
		High	-3.09	0.24		-2.01	24.00	26.01
	6 175	Low	-1.55	0.24		-0.47	24.00	24.47
		Mid	-			-		
		High	-1.50	0.24		-0.42	24.00	24.42
	6 415	Low	-2.17	0.24		-1.09	24.00	25.09
		Mid	-			-		
		High	-1.90	0.24		-0.82	24.00	24.82

	6 435	Low	-1.51	0.24		-0.43	24.00	24.43
		Mid	-			-		
		High	-1.21	0.24		-0.13	24.00	24.13
	6 475	Low	-1.31	0.24		-0.23	24.00	24.23
		Mid	-			-		
		High	-1.54	0.24		-0.46	24.00	24.46
	6 515	Low	-0.10	0.24		0.98	24.00	23.02
		Mid	-			-		
		High	0.03	0.24		1.11	24.00	22.89
	6 535	Low	-0.64	0.24		0.44	24.00	23.56
		Mid	-			-		
		High	-0.59	0.24		0.49	24.00	23.51
	6 695	Low	-2.96	0.24		-1.88	24.00	25.88
		Mid	-			-		
		High	-1.74	0.24		-0.66	24.00	24.66
	6 855	Low	-1.66	0.24		-0.58	24.00	24.58
		Mid	-			-		
		High	-1.37	0.24		-0.29	24.00	24.29
	6 875	Low	-1.71	0.24		-0.63	24.00	24.63
		Mid	-			-		
		High	-1.48	0.24		-0.40	24.00	24.40
	6 995	Low	-2.17	0.24		-1.09	24.00	25.09
		Mid	-			-		
		High	-2.06	0.24		-0.98	24.00	24.98
	7 095	Low	-1.58	0.24		-0.50	24.00	24.50
		Mid	-			-		
		High	-1.29	0.24		-0.21	24.00	24.21
	7 115	Low	-5.02	0.24		-3.94	24.00	27.94
		Mid	-			-		
		High	-5.17	0.24		-4.09	24.00	28.09
Measurement uncertainty			± 1.5 dB					

Test Mode	Frequency (MHz)	Measured Output Power (dBm)	Duty cycle Factor (dB)	Antenna Gain (dBi)	Result Output Power (dBm)	Limit (dBm)	Margin (dB)
802.11ax _HE20 _242T	5 955	0.11	0.27	0.84	1.22	24.00	22.78
	6 175	1.60	0.27		2.71	24.00	21.29
	6 415	0.82	0.27		1.93	24.00	22.07
	6 435	1.26	0.27		2.37	24.00	21.63
	6 475	1.28	0.27		2.39	24.00	21.61
	6 515	2.51	0.27		3.62	24.00	20.38
	6 535	2.20	0.27		3.31	24.00	20.69
	6 695	-0.21	0.27		0.90	24.00	23.10
	6 855	0.68	0.27		1.79	24.00	22.21
	6 875	0.77	0.27		1.88	24.00	22.12
	6 995	-0.26	0.27		0.85	24.00	23.15
	7 095	0.43	0.27		1.54	24.00	22.46
	7 115	-0.42	0.27		0.69	24.00	23.31
Measurement uncertainty	± 1.5 dB						

Test Mode	Frequency (MHz)	RU Index	Measured Output Power (dBm)	Duty cycle Factor (dB)	Antenna Gain (dBi)	Result Output Power (dBm)	Limit (dBm)	Margin (dB)
802.11ax _HE40 _26T	5 965	Low	-6.81	0.21	0.84	-5.76	24.00	29.76
		Mid	-6.40	0.21		-5.35	24.00	29.35
		High	-6.71	0.21		-5.66	24.00	29.66
	6 165	Low	-6.62	0.21		-5.57	24.00	29.57
		Mid	-6.14	0.21		-5.09	24.00	29.09
		High	-6.38	0.21		-5.33	24.00	29.33
	6 405	Low	-6.65	0.21		-5.60	24.00	29.60
		Mid	-6.22	0.21		-5.17	24.00	29.17
		High	-6.52	0.21		-5.47	24.00	29.47
	6 445	Low	-7.20	0.21		-6.15	24.00	30.15
		Mid	-6.83	0.21		-5.78	24.00	29.78
		High	-7.00	0.21		-5.95	24.00	29.95
	6 485	Low	-7.06	0.21		-6.01	24.00	30.01
		Mid	-6.95	0.21		-5.90	24.00	29.90
		High	-7.17	0.21		-6.12	24.00	30.12
	6 525	Low	-7.06	0.21		-6.01	24.00	30.01
		Mid	-6.97	0.21		-5.92	24.00	29.92
		High	-6.95	0.21		-5.90	24.00	29.90
	6 685	Low	-6.75	0.21		-5.70	24.00	29.70
		Mid	-6.64	0.21		-5.59	24.00	29.59
		High	-6.62	0.21		-5.57	24.00	29.57
	6 845	Low	-7.34	0.21		-6.29	24.00	30.29
		Mid	-7.09	0.21		-6.04	24.00	30.04
		High	-7.35	0.21		-6.30	24.00	30.30
	6 885	Low	-7.07	0.21		-6.02	24.00	30.02
		Mid	-7.08	0.21		-6.03	24.00	30.03
		High	-7.16	0.21		-6.11	24.00	30.11
	7 005	Low	-7.07	0.21		-6.02	24.00	30.02
		Mid	-6.62	0.21		-5.57	24.00	29.57
		High	-6.71	0.21		-5.66	24.00	29.66
	7 085	Low	-6.84	0.21		-5.79	24.00	29.79
		Mid	-6.66	0.21		-5.61	24.00	29.61
		High	-6.49	0.21		-5.44	24.00	29.44
Measurement uncertainty			± 1.5 dB					

Test Mode	Frequency (MHz)	RU Index	Measured Output Power (dBm)	Duty cycle Factor (dB)	Antenna Gain (dBi)	Result Output Power (dBm)	Limit (dBm)	Margin (dB)
802.11ax _HE40 _52T	5 965	Low	-4.27	0.22	0.84	-3.21	24.00	27.21
		Mid	-3.96	0.22		-2.90	24.00	26.90
		High	-4.00	0.22		-2.94	24.00	26.94
	6 165	Low	-4.08	0.22		-3.02	24.00	27.02
		Mid	-3.56	0.22		-2.50	24.00	26.50
		High	-3.94	0.22		-2.88	24.00	26.88
	6 405	Low	-4.16	0.22		-3.10	24.00	27.10
		Mid	-3.91	0.22		-2.85	24.00	26.85
		High	-4.14	0.22		-3.08	24.00	27.08
	6 445	Low	-4.69	0.22		-3.63	24.00	27.63
		Mid	-4.41	0.22		-3.35	24.00	27.35
		High	-4.46	0.22		-3.40	24.00	27.40
	6 485	Low	-4.59	0.22		-3.53	24.00	27.53
		Mid	-4.31	0.22		-3.25	24.00	27.25
		High	-4.56	0.22		-3.50	24.00	27.50
	6 525	Low	-4.56	0.22		-3.50	24.00	27.50
		Mid	-4.11	0.22		-3.05	24.00	27.05
		High	-4.60	0.22		-3.54	24.00	27.54
	6 685	Low	-4.21	0.22		-3.15	24.00	27.15
		Mid	-3.77	0.22		-2.71	24.00	26.71
		High	-4.14	0.22		-3.08	24.00	27.08
	6 845	Low	-4.85	0.22		-3.79	24.00	27.79
		Mid	-4.51	0.22		-3.45	24.00	27.45
		High	-4.92	0.22		-3.86	24.00	27.86
	6 885	Low	-4.46	0.22		-3.40	24.00	27.40
		Mid	-4.32	0.22		-3.26	24.00	27.26
		High	-4.76	0.22		-3.70	24.00	27.70
	7 005	Low	-4.53	0.22		-3.47	24.00	27.47
		Mid	-3.89	0.22		-2.83	24.00	26.83
		High	-4.23	0.22		-3.17	24.00	27.17
	7 085	Low	-4.41	0.22		-3.35	24.00	27.35
		Mid	-3.87	0.22		-2.81	24.00	26.81
		High	-4.25	0.22		-3.19	24.00	27.19
Measurement uncertainty			± 1.5 dB					

Test Mode	Frequency (MHz)	RU Index	Measured Output Power (dBm)	Duty cycle Factor (dB)	Antenna Gain (dBi)	Result Output Power (dBm)	Limit (dBm)	Margin (dB)
802.11ax _HE40 _106T	5 965	Low	-1.65	0.24	0.84	-0.57	24.00	24.57
		Mid	-1.44	0.24		-0.36	24.00	24.36
		High	-1.49	0.24		-0.41	24.00	24.41
	6 165	Low	-1.25	0.24		-0.17	24.00	24.17
		Mid	-1.32	0.24		-0.24	24.00	24.24
		High	-1.28	0.24		-0.20	24.00	24.20
	6 405	Low	-1.46	0.24		-0.38	24.00	24.38
		Mid	-1.42	0.24		-0.34	24.00	24.34
		High	-1.45	0.24		-0.37	24.00	24.37
	6 445	Low	-1.59	0.24		-0.51	24.00	24.51
		Mid	-1.14	0.24		-0.06	24.00	24.06
		High	-1.40	0.24		-0.32	24.00	24.32
	6 485	Low	-1.32	0.24		-0.24	24.00	24.24
		Mid	-1.26	0.24		-0.18	24.00	24.18
		High	-1.40	0.24		-0.32	24.00	24.32
	6 525	Low	-1.30	0.24		-0.22	24.00	24.22
		Mid	-1.27	0.24		-0.19	24.00	24.19
		High	-1.24	0.24		-0.16	24.00	24.16
	6 685	Low	-1.05	0.24		0.03	24.00	23.97
		Mid	-0.99	0.24		0.09	24.00	23.91
		High	-0.95	0.24		0.13	24.00	23.87
	6 845	Low	-1.50	0.24		-0.42	24.00	24.42
		Mid	-1.59	0.24		-0.51	24.00	24.51
		High	-1.70	0.24		-0.62	24.00	24.62
	6 885	Low	-1.44	0.24		-0.36	24.00	24.36
		Mid	-1.12	0.24		-0.04	24.00	24.04
		High	-1.39	0.24		-0.31	24.00	24.31
	7 005	Low	-1.33	0.24		-0.25	24.00	24.25
		Mid	-0.89	0.24		0.19	24.00	23.81
		High	-1.12	0.24		-0.04	24.00	24.04
	7 085	Low	-0.88	0.24		0.20	24.00	23.80
		Mid	-0.90	0.24		0.18	24.00	23.82
		High	-1.03	0.24		0.05	24.00	23.95
Measurement uncertainty			± 1.5 dB					

Test Mode	Frequency (MHz)	RU Index	Measured Output Power (dBm)	Duty cycle Factor (dB)	Antenna Gain (dBi)	Result Output Power (dBm)	Limit (dBm)	Margin (dB)
802.11ax _HE40 _242T	5 965	Low	1.63	0.27	0.84	2.74	24.00	21.26
		Mid	-			-		
		High	1.66	0.27		2.77	24.00	21.23
	6 165	Low	1.98	0.27		3.09	24.00	20.91
		Mid	-			-		
		High	2.04	0.27		3.15	24.00	20.85
	6 405	Low	1.75	0.27		2.86	24.00	21.14
		Mid	-			-		
		High	1.93	0.27		3.04	24.00	20.96
	6 445	Low	2.01	0.27		3.12	24.00	20.88
		Mid	-			-		
		High	2.03	0.27		3.14	24.00	20.86
	6 485	Low	1.89	0.27		3.00	24.00	21.00
		Mid	-			-		
		High	2.06	0.27		3.17	24.00	20.83
	6 525	Low	2.10	0.27		3.21	24.00	20.79
		Mid	-			-		
		High	1.93	0.27		3.04	24.00	20.96
	6 685	Low	1.81	0.27		2.92	24.00	21.08
		Mid	-			-		
		High	1.96	0.27		3.07	24.00	20.93
	6 845	Low	1.28	0.27		2.39	24.00	21.61
		Mid	-			-		
		High	1.43	0.27		2.54	24.00	21.46
	6 885	Low	1.69	0.27		2.80	24.00	21.20
		Mid	-			-		
		High	1.76	0.27		2.87	24.00	21.13
	7 005	Low	1.93	0.27		3.04	24.00	20.96
		Mid	-			-		
		High	2.00	0.27		3.11	24.00	20.89
	7 085	Low	2.01	0.27		3.12	24.00	20.88
		Mid	-			-		
		High	2.04	0.27		3.15	24.00	20.85
Measurement uncertainty			± 1.5 dB					

Test Mode	Frequency (MHz)	Measured Output Power (dBm)	Duty cycle Factor (dB)	Antenna Gain (dBi)	Result Output Power (dBm)	Limit (dBm)	Margin (dB)
802.11ax _HE40 _484T	5 965	1.79	0.28	0.84	2.91	24.00	21.09
	6 165	3.48	0.28		4.60	24.00	19.40
	6 405	2.69	0.28		3.81	24.00	20.19
	6 445	3.53	0.28		4.65	24.00	19.35
	6 485	3.46	0.28		4.58	24.00	19.42
	6 525	4.73	0.28		5.85	24.00	18.15
	6 685	2.82	0.28		3.94	24.00	20.06
	6 845	4.21	0.28		5.33	24.00	18.67
	6 885	4.05	0.28		5.17	24.00	18.83
	7 005	2.56	0.28		3.68	24.00	20.32
	7 085	3.32	0.28		4.44	24.00	19.56
Measurement uncertainty	± 1.5 dB						

Test Mode	Frequency (MHz)	RU Index	Measured Output Power (dBm)	Duty cycle Factor (dB)	Antenna Gain (dBi)	Result Output Power (dBm)	Limit (dBm)	Margin (dB)
802.11ax _HE80 _26T	5 985	Low	-6.86	0.21	0.84	-5.81	24.00	29.81
		Mid	-6.52	0.21		-5.47	24.00	29.47
		High	-6.67	0.21		-5.62	24.00	29.62
	6 145	Low	-6.80	0.21		-5.75	24.00	29.75
		Mid	-6.48	0.21		-5.43	24.00	29.43
		High	-6.48	0.21		-5.43	24.00	29.43
	6 385	Low	-6.83	0.21		-5.78	24.00	29.78
		Mid	-6.75	0.21		-5.70	24.00	29.70
		High	-6.77	0.21		-5.72	24.00	29.72
	6 465	Low	-6.54	0.21		-5.49	24.00	29.49
		Mid	-6.79	0.21		-5.74	24.00	29.74
		High	-6.74	0.21		-5.69	24.00	29.69
	6 545	Low	-6.42	0.21		-5.37	24.00	29.37
		Mid	-6.06	0.21		-5.01	24.00	29.01
		High	-6.32	0.21		-5.27	24.00	29.27
	6 705	Low	-6.50	0.21		-5.45	24.00	29.45
		Mid	-6.41	0.21		-5.36	24.00	29.36
		High	-6.61	0.21		-5.56	24.00	29.56
	6 865	Low	-7.20	0.21		-6.15	24.00	30.15
		Mid	-6.93	0.21		-5.88	24.00	29.88
		High	-6.81	0.21		-5.76	24.00	29.76
	6 945	Low	-6.59	0.21		-5.54	24.00	29.54
		Mid	-6.59	0.21		-5.54	24.00	29.54
		High	-6.68	0.21		-5.63	24.00	29.63
	7 025	Low	-6.61	0.21		-5.56	24.00	29.56
		Mid	-6.45	0.21		-5.40	24.00	29.40
		High	-6.48	0.21		-5.43	24.00	29.43
Measurement uncertainty			± 1.5 dB					

Test Mode	Frequency (MHz)	RU Index	Measured Output Power (dBm)	Duty cycle Factor (dB)	Antenna Gain (dBi)	Result Output Power (dBm)	Limit (dBm)	Margin (dB)
802.11ax _HE80 _52T	5 985	Low	-4.23	0.22	0.84	-3.17	24.00	27.17
		Mid	-4.04	0.22		-2.98	24.00	26.98
		High	-3.87	0.22		-2.81	24.00	26.81
	6 145	Low	-4.14	0.22		-3.08	24.00	27.08
		Mid	-4.16	0.22		-3.10	24.00	27.10
		High	-4.02	0.22		-2.96	24.00	26.96
	6 385	Low	-4.35	0.22		-3.29	24.00	27.29
		Mid	-4.17	0.22		-3.11	24.00	27.11
		High	-4.19	0.22		-3.13	24.00	27.13
	6 465	Low	-4.23	0.22		-3.17	24.00	27.17
		Mid	-4.10	0.22		-3.04	24.00	27.04
		High	-4.15	0.22		-3.09	24.00	27.09
	6 545	Low	-3.66	0.22		-2.60	24.00	26.60
		Mid	-3.70	0.22		-2.64	24.00	26.64
		High	-3.54	0.22		-2.48	24.00	26.48
	6 705	Low	-3.70	0.22		-2.64	24.00	26.64
		Mid	-3.81	0.22		-2.75	24.00	26.75
		High	-4.11	0.22		-3.05	24.00	27.05
	6 865	Low	-4.59	0.22		-3.53	24.00	27.53
		Mid	-4.30	0.22		-3.24	24.00	27.24
		High	-4.61	0.22		-3.55	24.00	27.55
	6 945	Low	-4.21	0.22		-3.15	24.00	27.15
		Mid	-4.06	0.22		-3.00	24.00	27.00
		High	-3.99	0.22		-2.93	24.00	26.93
	7 025	Low	-3.90	0.22		-2.84	24.00	26.84
		Mid	-3.97	0.22		-2.91	24.00	26.91
		High	-3.70	0.22		-2.64	24.00	26.64
Measurement uncertainty			± 1.5 dB					

Test Mode	Frequency (MHz)	RU Index	Measured Output Power (dBm)	Duty cycle Factor (dB)	Antenna Gain (dBi)	Result Output Power (dBm)	Limit (dBm)	Margin (dB)
802.11ax _HE80 _106T	5 985	Low	-1.94	0.24	0.84	-0.86	24.00	24.86
		Mid	-1.53	0.24		-0.45	24.00	24.45
		High	-1.46	0.24		-0.38	24.00	24.38
	6 145	Low	-1.54	0.24		-0.46	24.00	24.46
		Mid	-1.59	0.24		-0.51	24.00	24.51
		High	-1.45	0.24		-0.37	24.00	24.37
	6 385	Low	-1.79	0.24		-0.71	24.00	24.71
		Mid	-1.33	0.24		-0.25	24.00	24.25
		High	-1.65	0.24		-0.57	24.00	24.57
	6 465	Low	-1.35	0.24		-0.27	24.00	24.27
		Mid	-1.60	0.24		-0.52	24.00	24.52
		High	-1.45	0.24		-0.37	24.00	24.37
	6 545	Low	-0.96	0.24		0.12	24.00	23.88
		Mid	-1.23	0.24		-0.15	24.00	24.15
		High	-0.83	0.24		0.25	24.00	23.75
	6 705	Low	-1.67	0.24		-0.59	24.00	24.59
		Mid	-1.39	0.24		-0.31	24.00	24.31
		High	-1.58	0.24		-0.50	24.00	24.50
	6 865	Low	-2.08	0.24		-1.00	24.00	25.00
		Mid	-2.21	0.24		-1.13	24.00	25.13
		High	-2.17	0.24		-1.09	24.00	25.09
	6 945	Low	-1.14	0.24		-0.06	24.00	24.06
		Mid	-0.89	0.24		0.19	24.00	23.81
		High	-0.73	0.24		0.35	24.00	23.65
	7 025	Low	-0.68	0.24		0.40	24.00	23.60
		Mid	-0.74	0.24		0.34	24.00	23.66
		High	-0.61	0.24		0.47	24.00	23.53
Measurement uncertainty			± 1.5 dB					

Test Mode	Frequency (MHz)	RU Index	Measured Output Power (dBm)	Duty cycle Factor (dB)	Antenna Gain (dBi)	Result Output Power (dBm)	Limit (dBm)	Margin (dB)
802.11ax _HE80 _242T	5 985	Low	1.89	0.27	0.84	3.00	24.00	21.00
		Mid	1.56	0.27		2.67	24.00	21.33
		High	1.86	0.27		2.97	24.00	21.03
	6 145	Low	2.00	0.27		3.11	24.00	20.89
		Mid	1.98	0.27		3.09	24.00	20.91
		High	1.99	0.27		3.10	24.00	20.90
	6 385	Low	1.80	0.27		2.91	24.00	21.09
		Mid	1.78	0.27		2.89	24.00	21.11
		High	1.90	0.27		3.01	24.00	20.99
	6 465	Low	1.88	0.27		2.99	24.00	21.01
		Mid	1.95	0.27		3.06	24.00	20.94
		High	2.04	0.27		3.15	24.00	20.85
	6 545	Low	2.09	0.27		3.20	24.00	20.80
		Mid	2.11	0.27		3.22	24.00	20.78
		High	2.35	0.27		3.46	24.00	20.54
	6 705	Low	1.87	0.27		2.98	24.00	21.02
		Mid	1.82	0.27		2.93	24.00	21.07
		High	1.75	0.27		2.86	24.00	21.14
	6 865	Low	1.17	0.27		2.28	24.00	21.72
		Mid	1.35	0.27		2.46	24.00	21.54
		High	1.06	0.27		2.17	24.00	21.83
	6 945	Low	1.79	0.27		2.90	24.00	21.10
		Mid	1.70	0.27		2.81	24.00	21.19
		High	1.80	0.27		2.91	24.00	21.09
	7 025	Low	2.01	0.27		3.12	24.00	20.88
		Mid	1.86	0.27		2.97	24.00	21.03
		High	1.91	0.27		3.02	24.00	20.98
Measurement uncertainty			± 1.5 dB					

Test Mode	Frequency (MHz)	RU Index	Measured Output Power (dBm)	Duty cycle Factor (dB)	Antenna Gain (dBi)	Result Output Power (dBm)	Limit (dBm)	Margin (dB)
802.11ax _HE80 _484T	5 985	Low	4.43	0.28	0.84	5.55	24.00	18.45
		Mid	-			-		
		High	4.47	0.28		5.59	24.00	18.41
	6 145	Low	4.68	0.28		5.80	24.00	18.20
		Mid	-			-		
		High	4.77	0.28		5.89	24.00	18.11
	6 385	Low	4.52	0.28		5.64	24.00	18.36
		Mid	-			-		
		High	4.53	0.28		5.65	24.00	18.35
	6 465	Low	5.01	0.28		6.13	24.00	17.87
		Mid	-			-		
		High	4.98	0.28		6.10	24.00	17.90
	6 545	Low	5.18	0.28		6.30	24.00	17.70
		Mid	-			-		
		High	5.17	0.28		6.29	24.00	17.71
	6 705	Low	5.01	0.28		6.13	24.00	17.87
		Mid	-			-		
		High	4.97	0.28		6.09	24.00	17.91
	6 865	Low	4.51	0.28		5.63	24.00	18.37
		Mid	-			-		
		High	4.33	0.28		5.45	24.00	18.55
	6 945	Low	4.97	0.28		6.09	24.00	17.91
		Mid	-			-		
		High	5.13	0.28		6.25	24.00	17.75
	7 025	Low	5.21	0.28		6.33	24.00	17.67
		Mid	-			-		
		High	5.22	0.28		6.34	24.00	17.66
Measurement uncertainty			± 1.5 dB					

Test Mode	Frequency (MHz)	Measured Output Power (dBm)	Duty cycle Factor (dB)	Antenna Gain (dBi)	Result Output Power (dBm)	Limit (dBm)	Margin (dB)
802.11ax _HE80 _996T	5 985	5.56	0.29	0.84	6.69	24.00	17.31
	6 145	6.76	0.29		7.89	24.00	16.11
	6 385	6.09	0.29		7.22	24.00	16.78
	6 465	7.54	0.29		8.67	24.00	15.33
	6 545	7.65	0.29		8.78	24.00	15.22
	6 705	5.14	0.29		6.27	24.00	17.73
	6 865	6.48	0.29		7.61	24.00	16.39
	6 945	5.93	0.29		7.06	24.00	16.94
	7 025	5.51	0.29		6.64	24.00	17.36
Measurement uncertainty		± 1.5 dB					

ANT R(SISO)

Test Mode	Frequency (MHz)	Measured Output Power (dBm)	Duty cycle Factor (dB)	Antenna Gain (dBi)	Result Output Power (dBm)	Limit (dBm)	Margin (dB)
802.11a	5 975 MHz	6.65	0.13	0.95	7.73	24.00	16.27
	6 215 MHz	7.45	0.13		8.53	24.00	15.47
	6 375 MHz	7.01	0.13		8.09	24.00	15.91
	6 455 MHz	6.37	0.13		7.45	24.00	16.55
	6 535 MHz	5.67	0.13		6.75	24.00	17.25
	6 695 MHz	6.29	0.13		7.37	24.00	16.63
	6 855 MHz	6.07	0.13		7.15	24.00	16.85
	6 935 MHz	7.73	0.13		8.81	24.00	15.19
	7 105 MHz	7.72	0.13		8.80	24.00	15.20
	7 095 MHz	5.87	0.13		6.95	24.00	17.05
Measurement uncertainty	± 1.5 dB						

Test Mode	Frequency (MHz)	RU Index	Measured Output Power (dBm)	Duty cycle Factor (dB)	Antenna Gain (dBi)	Result Output Power (dBm)	Limit (dBm)	Margin (dB)
802.11ax _HE20 _26T	5 955	Low	-9.15	0.21	0.95	-7.99	24.00	31.99
		Mid	-9.30	0.21		-8.14	24.00	32.14
		High	-9.13	0.21		-7.97	24.00	31.97
	6 175	Low	-7.57	0.21		-6.41	24.00	30.41
		Mid	-7.71	0.21		-6.55	24.00	30.55
		High	-7.60	0.21		-6.44	24.00	30.44
	6 415	Low	-8.13	0.21		-6.97	24.00	30.97
		Mid	-7.92	0.21		-6.76	24.00	30.76
		High	-7.95	0.21		-6.79	24.00	30.79
	6 435	Low	-8.35	0.21		-7.19	24.00	31.19
		Mid	-8.08	0.21		-6.92	24.00	30.92
		High	-8.12	0.21		-6.96	24.00	30.96
	6 475	Low	-8.10	0.21		-6.94	24.00	30.94
		Mid	-8.15	0.21		-6.99	24.00	30.99
		High	-8.39	0.21		-7.23	24.00	31.23
	6 515	Low	-7.91	0.21		-6.75	24.00	30.75
		Mid	-7.92	0.21		-6.76	24.00	30.76
		High	-7.88	0.21		-6.72	24.00	30.72
	6 535	Low	-8.32	0.21		-7.16	24.00	31.16
		Mid	-8.31	0.21		-7.15	24.00	31.15

		High	-8.48	0.21		-7.32	24.00	31.32
	6 695	Low	-8.37	0.21		-7.21	24.00	31.21
		Mid	-8.06	0.21		-6.90	24.00	30.90
		High	-8.24	0.21		-7.08	24.00	31.08
	6 855	Low	-7.85	0.21		-6.69	24.00	30.69
		Mid	-7.74	0.21		-6.58	24.00	30.58
		High	-7.84	0.21		-6.68	24.00	30.68
	6 875	Low	-7.82	0.21		-6.66	24.00	30.66
		Mid	-7.54	0.21		-6.38	24.00	30.38
		High	-7.78	0.21		-6.62	24.00	30.62
	6 995	Low	-6.82	0.21		-5.66	24.00	29.66
		Mid	-6.84	0.21		-5.68	24.00	29.68
		High	-6.74	0.21		-5.58	24.00	29.58
	7 095	Low	-8.62	0.21		-7.46	24.00	31.46
		Mid	-8.50	0.21		-7.34	24.00	31.34
		High	-8.53	0.21		-7.37	24.00	31.37
	7 115	Low	-11.62	0.21		-10.46	24.00	34.46
		Mid	-11.38	0.21		-10.22	24.00	34.22
		High	-11.18	0.21		-10.02	24.00	34.02
Measurement uncertainty			± 1.5 dB					

Test Mode	Frequency (MHz)	RU Index	Measured Output Power (dBm)	Duty cycle Factor (dB)	Antenna Gain (dBi)	Result Output Power (dBm)	Limit (dBm)	Margin (dB)
802.11ax _HE20 _52T	5 955	Low	-6.82	0.22	0.95	-5.65	24.00	29.65
		Mid	-6.51	0.22		-5.34	24.00	29.34
		High	-6.60	0.22		-5.43	24.00	29.43
	6 175	Low	-5.14	0.22		-3.97	24.00	27.97
		Mid	-4.96	0.22		-3.79	24.00	27.79
		High	-5.10	0.22		-3.93	24.00	27.93
	6 415	Low	-5.51	0.22		-4.34	24.00	28.34
		Mid	-5.38	0.22		-4.21	24.00	28.21
		High	-5.28	0.22		-4.11	24.00	28.11
	6 435	Low	-5.94	0.22		-4.77	24.00	28.77
		Mid	-5.68	0.22		-4.51	24.00	28.51
		High	-5.73	0.22		-4.56	24.00	28.56
	6 475	Low	-5.90	0.22		-4.73	24.00	28.73
		Mid	-5.81	0.22		-4.64	24.00	28.64
		High	-5.74	0.22		-4.57	24.00	28.57

	6 515	Low	-5.35	0.22		-4.18	24.00	28.18
		Mid	-5.27	0.22		-4.10	24.00	28.10
		High	-5.36	0.22		-4.19	24.00	28.19
	6 535	Low	-6.17	0.22		-5.00	24.00	29.00
		Mid	-6.08	0.22		-4.91	24.00	28.91
		High	-6.11	0.22		-4.94	24.00	28.94
	6 695	Low	-5.73	0.22		-4.56	24.00	28.56
		Mid	-5.53	0.22		-4.36	24.00	28.36
		High	-5.57	0.22		-4.40	24.00	28.40
	6 855	Low	-5.25	0.22		-4.08	24.00	28.08
		Mid	-5.24	0.22		-4.07	24.00	28.07
		High	-5.28	0.22		-4.11	24.00	28.11
	6 875	Low	-5.20	0.22		-4.03	24.00	28.03
		Mid	-5.21	0.22		-4.04	24.00	28.04
		High	-5.10	0.22		-3.93	24.00	27.93
	6 995	Low	-4.09	0.22		-2.92	24.00	26.92
		Mid	-4.21	0.22		-3.04	24.00	27.04
		High	-4.19	0.22		-3.02	24.00	27.02
	7 095	Low	-5.96	0.22		-4.79	24.00	28.79
		Mid	-5.96	0.22		-4.79	24.00	28.79
		High	-5.98	0.22		-4.81	24.00	28.81
	7 115	Low	-8.82	0.22		-7.65	24.00	31.65
		Mid	-8.51	0.22		-7.34	24.00	31.34
		High	-8.61	0.22		-7.44	24.00	31.44
Measurement uncertainty			± 1.5 dB					

Test Mode	Frequency (MHz)	RU Index	Measured Output Power (dBm)	Duty cycle Factor (dB)	Antenna Gain (dBi)	Result Output Power (dBm)	Limit (dBm)	Margin (dB)
802.11ax _HE20 _106T	5 955	Low	-2.87	0.24	0.95	-1.68	24.00	25.68
		Mid	-			-		
		High	-3.28	0.24		-2.09	24.00	26.09
	6 175	Low	-1.79	0.24		-0.60	24.00	24.60
		Mid	-			-		
		High	-1.66	0.24		-0.47	24.00	24.47
	6 415	Low	-2.40	0.24		-1.21	24.00	25.21
		Mid	-			-		
		High	-2.27	0.24		-1.08	24.00	25.08
	6 435	Low	-3.25	0.24		-2.06	24.00	26.06

		Mid	-			-		
		High	-3.06	0.24		-1.87	24.00	25.87
	6 475	Low	-3.28	0.24		-2.09	24.00	26.09
		Mid	-			-		
		High	-3.17	0.24		-1.98	24.00	25.98
	6 515	Low	-2.61	0.24		-1.42	24.00	25.42
		Mid	-			-		
		High	-2.58	0.24		-1.39	24.00	25.39
	6 535	Low	-3.47	0.24		-2.28	24.00	26.28
		Mid	-			-		
		High	-3.63	0.24		-2.44	24.00	26.44
	6 695	Low	-3.13	0.24		-1.94	24.00	25.94
		Mid	-			-		
		High	-3.19	0.24		-2.00	24.00	26.00
	6 855	Low	-2.85	0.24		-1.66	24.00	25.66
		Mid	-			-		
		High	-2.68	0.24		-1.49	24.00	25.49
	6 875	Low	-2.66	0.24		-1.47	24.00	25.47
		Mid	-			-		
		High	-2.54	0.24		-1.35	24.00	25.35
	6 995	Low	-1.64	0.24		-0.45	24.00	24.45
		Mid	-			-		
		High	-1.56	0.24		-0.37	24.00	24.37
	7 095	Low	-3.61	0.24		-2.42	24.00	26.42
		Mid	-			-		
		High	-3.37	0.24		-2.18	24.00	26.18
	7 115	Low	-7.04	0.24		-5.85	24.00	29.85
		Mid	-			-		
		High	-7.01	0.24		-5.82	24.00	29.82
Measurement uncertainty			± 1.5 dB					

Test Mode	Frequency (MHz)	Measured Output Power (dBm)	Duty cycle Factor (dB)	Antenna Gain (dBi)	Result Output Power (dBm)	Limit (dBm)	Margin (dB)
802.11ax _HE20 _242T	5 955	0.34	0.27	0.95	1.56	24.00	22.44
	6 175	1.62	0.27		2.84	24.00	21.16
	6 415	1.07	0.27		2.29	24.00	21.71
	6 435	0.40	0.27		1.62	24.00	22.38
	6 475	0.19	0.27		1.41	24.00	22.59
	6 515	0.56	0.27		1.78	24.00	22.22
	6 535	0.04	0.27		1.26	24.00	22.74
	6 695	0.28	0.27		1.50	24.00	22.50
	6 855	-0.04	0.27		1.18	24.00	22.82
	6 875	0.12	0.27		1.34	24.00	22.66
	6 995	1.17	0.27		2.39	24.00	21.61
	7 095	-0.41	0.27		0.81	24.00	23.19
	7 115	-1.36	0.27		-0.14	24.00	24.14
Measurement uncertainty	± 1.5 dB						

Test Mode	Frequency (MHz)	RU Index	Measured Output Power (dBm)	Duty cycle Factor (dB)	Antenna Gain (dBi)	Result Output Power (dBm)	Limit (dBm)	Margin (dB)
802.11ax _HE40 _26T	5 965	Low	-7.35	0.21	0.95	-6.19	24.00	30.19
		Mid	-7.05	0.21		-5.89	24.00	29.89
		High	-7.21	0.21		-6.05	24.00	30.05
	6 165	Low	-7.34	0.21		-6.18	24.00	30.18
		Mid	-7.16	0.21		-6.00	24.00	30.00
		High	-7.15	0.21		-5.99	24.00	29.99
	6 405	Low	-7.18	0.21		-6.02	24.00	30.02
		Mid	-6.94	0.21		-5.78	24.00	29.78
		High	-7.21	0.21		-6.05	24.00	30.05
	6 445	Low	-8.00	0.21		-6.84	24.00	30.84
		Mid	-7.67	0.21		-6.51	24.00	30.51
		High	-7.51	0.21		-6.35	24.00	30.35
	6 485	Low	-7.75	0.21		-6.59	24.00	30.59
		Mid	-7.45	0.21		-6.29	24.00	30.29
		High	-7.59	0.21		-6.43	24.00	30.43
	6 525	Low	-7.75	0.21		-6.59	24.00	30.59
		Mid	-7.67	0.21		-6.51	24.00	30.51
		High	-7.79	0.21		-6.63	24.00	30.63
	6 685	Low	-7.56	0.21		-6.40	24.00	30.40
		Mid	-7.36	0.21		-6.20	24.00	30.20
		High	-7.48	0.21		-6.32	24.00	30.32
	6 845	Low	-7.57	0.21		-6.41	24.00	30.41
		Mid	-7.43	0.21		-6.27	24.00	30.27
		High	-7.47	0.21		-6.31	24.00	30.31
	6 885	Low	-7.55	0.21		-6.39	24.00	30.39
		Mid	-7.34	0.21		-6.18	24.00	30.18
		High	-7.34	0.21		-6.18	24.00	30.18
	7 005	Low	-7.20	0.21		-6.04	24.00	30.04
		Mid	-7.05	0.21		-5.89	24.00	29.89
		High	-7.14	0.21		-5.98	24.00	29.98
	7 085	Low	-7.43	0.21		-6.27	24.00	30.27
		Mid	-7.04	0.21		-5.88	24.00	29.88
		High	-7.09	0.21		-5.93	24.00	29.93
Measurement uncertainty			± 1.5 dB					

Test Mode	Frequency (MHz)	RU Index	Measured Output Power (dBm)	Duty cycle Factor (dB)	Antenna Gain (dBi)	Result Output Power (dBm)	Limit (dBm)	Margin (dB)
802.11ax _HE40 _52T	5 965	Low	-5.04	0.22	0.95	-3.87	24.00	27.87
		Mid	-4.68	0.22		-3.51	24.00	27.51
		High	-4.79	0.22		-3.62	24.00	27.62
	6 165	Low	-4.76	0.22		-3.59	24.00	27.59
		Mid	-4.54	0.22		-3.37	24.00	27.37
		High	-4.60	0.22		-3.43	24.00	27.43
	6 405	Low	-4.77	0.22		-3.60	24.00	27.60
		Mid	-4.62	0.22		-3.45	24.00	27.45
		High	-4.72	0.22		-3.55	24.00	27.55
	6 445	Low	-5.31	0.22		-4.14	24.00	28.14
		Mid	-4.84	0.22		-3.67	24.00	27.67
		High	-5.34	0.22		-4.17	24.00	28.17
	6 485	Low	-5.23	0.22		-4.06	24.00	28.06
		Mid	-4.95	0.22		-3.78	24.00	27.78
		High	-5.27	0.22		-4.10	24.00	28.10
	6 525	Low	-5.35	0.22		-4.18	24.00	28.18
		Mid	-4.91	0.22		-3.74	24.00	27.74
		High	-5.26	0.22		-4.09	24.00	28.09
	6 685	Low	-5.14	0.22		-3.97	24.00	27.97
		Mid	-4.82	0.22		-3.65	24.00	27.65
		High	-5.13	0.22		-3.96	24.00	27.96
	6 845	Low	-5.02	0.22		-3.85	24.00	27.85
		Mid	-4.69	0.22		-3.52	24.00	27.52
		High	-4.84	0.22		-3.67	24.00	27.67
	6 885	Low	-4.35	0.22		-3.18	24.00	27.18
		Mid	-4.77	0.22		-3.60	24.00	27.60
		High	-4.84	0.22		-3.67	24.00	27.67
	7 005	Low	-4.83	0.22		-3.66	24.00	27.66
		Mid	-4.32	0.22		-3.15	24.00	27.15
		High	-4.65	0.22		-3.48	24.00	27.48
	7 085	Low	-4.61	0.22		-3.44	24.00	27.44
		Mid	-4.38	0.22		-3.21	24.00	27.21
		High	-4.91	0.22		-3.74	24.00	27.74
Measurement uncertainty			± 1.5 dB					

Test Mode	Frequency (MHz)	RU Index	Measured Output Power (dBm)	Duty cycle Factor (dB)	Antenna Gain (dBi)	Result Output Power (dBm)	Limit (dBm)	Margin (dB)
802.11ax _HE40 _106T	5 965	Low	-2.34	0.24	0.95	-1.15	24.00	25.15
		Mid	-1.94	0.24		-0.75	24.00	24.75
		High	-1.83	0.24		-0.64	24.00	24.64
	6 165	Low	-1.95	0.24		-0.76	24.00	24.76
		Mid	-1.73	0.24		-0.54	24.00	24.54
		High	-1.84	0.24		-0.65	24.00	24.65
	6 405	Low	-1.93	0.24		-0.74	24.00	24.74
		Mid	-1.93	0.24		-0.74	24.00	24.74
		High	-1.92	0.24		-0.73	24.00	24.73
	6 445	Low	-2.17	0.24		-0.98	24.00	24.98
		Mid	-2.00	0.24		-0.81	24.00	24.81
		High	-2.11	0.24		-0.92	24.00	24.92
	6 485	Low	-2.07	0.24		-0.88	24.00	24.88
		Mid	-1.92	0.24		-0.73	24.00	24.73
		High	-2.09	0.24		-0.90	24.00	24.90
	6 525	Low	-2.18	0.24		-0.99	24.00	24.99
		Mid	-1.96	0.24		-0.77	24.00	24.77
		High	-1.96	0.24		-0.77	24.00	24.77
	6 685	Low	-1.87	0.24		-0.68	24.00	24.68
		Mid	-1.61	0.24		-0.42	24.00	24.42
		High	-1.85	0.24		-0.66	24.00	24.66
	6 845	Low	-1.91	0.24		-0.72	24.00	24.72
		Mid	1.57	0.24		2.76	24.00	21.24
		High	-1.47	0.24		-0.28	24.00	24.28
	6 885	Low	-1.72	0.24		-0.53	24.00	24.53
		Mid	-1.52	0.24		-0.33	24.00	24.33
		High	-1.71	0.24		-0.52	24.00	24.52
	7 005	Low	-1.53	0.24		-0.34	24.00	24.34
		Mid	-1.58	0.24		-0.39	24.00	24.39
		High	-1.57	0.24		-0.38	24.00	24.38
	7 085	Low	-1.85	0.24		-0.66	24.00	24.66
		Mid	-1.34	0.24		-0.15	24.00	24.15
		High	-1.52	0.24		-0.33	24.00	24.33
Measurement uncertainty			± 1.5 dB					

Test Mode	Frequency (MHz)	RU Index	Measured Output Power (dBm)	Duty cycle Factor (dB)	Antenna Gain (dBi)	Result Output Power (dBm)	Limit (dBm)	Margin (dB)
802.11ax _HE40 _242T	5 965	Low	2.50	0.27	0.95	3.72	24.00	20.28
		Mid	-			-		
		High	2.46	0.27		3.68	24.00	20.32
	6 165	Low	2.20	0.27		3.42	24.00	20.58
		Mid	-			-		
		High	2.27	0.27		3.49	24.00	20.51
	6 405	Low	1.85	0.27		3.07	24.00	20.93
		Mid	-			-		
		High	2.12	0.27		3.34	24.00	20.66
	6 445	Low	1.69	0.27		2.91	24.00	21.09
		Mid	-			-		
		High	2.04	0.27		3.26	24.00	20.74
	6 485	Low	1.56	0.27		2.78	24.00	21.22
		Mid	-			-		
		High	1.65	0.27		2.87	24.00	21.13
	6 525	Low	1.69	0.27		2.91	24.00	21.09
		Mid	-			-		
		High	1.76	0.27		2.98	24.00	21.02
	6 685	Low	2.00	0.27		3.22	24.00	20.78
		Mid	-			-		
		High	1.72	0.27		2.94	24.00	21.06
	6 845	Low	1.80	0.27		3.02	24.00	20.98
		Mid	-			-		
		High	1.46	0.27		2.68	24.00	21.32
	6 885	Low	2.43	0.27		3.65	24.00	20.35
		Mid	-			-		
		High	2.44	0.27		3.66	24.00	20.34
	7 005	Low	2.44	0.27		3.66	24.00	20.34
		Mid	-			-		
		High	2.56	0.27		3.78	24.00	20.22
	7 085	Low	2.36	0.27		3.58	24.00	20.42
		Mid	-			-		
		High	2.50	0.27		3.72	24.00	20.28
Measurement uncertainty			± 1.5 dB					

Test Mode	Frequency (MHz)	Measured Output Power (dBm)	Duty cycle Factor (dB)	Antenna Gain (dBi)	Result Output Power (dBm)	Limit (dBm)	Margin (dB)
802.11ax _HE40 _484T	5 965	1.99	0.28	0.95	3.22	24.00	20.78
	6 165	3.49	0.28		4.72	24.00	19.28
	6 405	2.78	0.28		4.01	24.00	19.99
	6 445	2.43	0.28		3.66	24.00	20.34
	6 485	2.42	0.28		3.65	24.00	20.35
	6 525	2.77	0.28		4.00	24.00	20.00
	6 685	3.68	0.28		4.91	24.00	19.09
	6 845	2.40	0.28		3.63	24.00	20.37
	6 885	3.29	0.28		4.52	24.00	19.48
	7 005	4.05	0.28		5.28	24.00	18.72
	7 085	2.37	0.28		3.60	24.00	20.40
Measurement uncertainty	± 1.5 dB						

Test Mode	Frequency (MHz)	RU Index	Measured Output Power (dBm)	Duty cycle Factor (dB)	Antenna Gain (dBi)	Result Output Power (dBm)	Limit (dBm)	Margin (dB)
802.11ax _HE80 _26T	5 985	Low	-7.29	0.21	0.95	-6.13	24.00	30.13
		Mid	-7.18	0.21		-6.02	24.00	30.02
		High	-7.02	0.21		-5.86	24.00	29.86
	6 145	Low	-7.32	0.21		-6.16	24.00	30.16
		Mid	-7.15	0.21		-5.99	24.00	29.99
		High	-7.18	0.21		-6.02	24.00	30.02
	6 385	Low	-7.15	0.21		-5.99	24.00	29.99
		Mid	-7.07	0.21		-5.91	24.00	29.91
		High	-7.50	0.21		-6.34	24.00	30.34
	6 465	Low	-7.06	0.21		-5.90	24.00	29.90
		Mid	-6.99	0.21		-5.83	24.00	29.83
		High	-7.08	0.21		-5.92	24.00	29.92
	6 545	Low	-6.91	0.21		-5.75	24.00	29.75
		Mid	-6.97	0.21		-5.81	24.00	29.81
		High	-6.96	0.21		-5.80	24.00	29.80
	6 705	Low	-7.12	0.21		-5.96	24.00	29.96
		Mid	-6.96	0.21		-5.80	24.00	29.80
		High	-6.93	0.21		-5.77	24.00	29.77
	6 865	Low	-6.78	0.21		-5.62	24.00	29.62
		Mid	-6.76	0.21		-5.60	24.00	29.60
		High	-6.61	0.21		-5.45	24.00	29.45
	6 945	Low	-6.98	0.21		-5.82	24.00	29.82
		Mid	-6.83	0.21		-5.67	24.00	29.67
		High	-6.68	0.21		-5.52	24.00	29.52
	7 025	Low	-6.79	0.21		-5.63	24.00	29.63
		Mid	-6.65	0.21		-5.49	24.00	29.49
		High	-6.57	0.21		-5.41	24.00	29.41
Measurement uncertainty			± 1.5 dB					

Test Mode	Frequency (MHz)	RU Index	Measured Output Power (dBm)	Duty cycle Factor (dB)	Antenna Gain (dBi)	Result Output Power (dBm)	Limit (dBm)	Margin (dB)
802.11ax _HE80 _52T	5 985	Low	-4.84	0.22	0.95	-3.67	24.00	27.67
		Mid	-4.81	0.22		-3.64	24.00	27.64
		High	-4.65	0.22		-3.48	24.00	27.48
	6 145	Low	-4.65	0.22		-3.48	24.00	27.48
		Mid	-4.79	0.22		-3.62	24.00	27.62
		High	-4.65	0.22		-3.48	24.00	27.48
	6 385	Low	-4.54	0.22		-3.37	24.00	27.37
		Mid	-4.69	0.22		-3.52	24.00	27.52
		High	-4.45	0.22		-3.28	24.00	27.28
	6 465	Low	-4.50	0.22		-3.33	24.00	27.33
		Mid	-4.62	0.22		-3.45	24.00	27.45
		High	-4.45	0.22		-3.28	24.00	27.28
	6 545	Low	-4.27	0.22		-3.10	24.00	27.10
		Mid	-4.35	0.22		-3.18	24.00	27.18
		High	-4.21	0.22		-3.04	24.00	27.04
	6 705	Low	-4.45	0.22		-3.28	24.00	27.28
		Mid	-4.48	0.22		-3.31	24.00	27.31
		High	-4.11	0.22		-2.94	24.00	26.94
	6 865	Low	-4.32	0.22		-3.15	24.00	27.15
		Mid	-4.25	0.22		-3.08	24.00	27.08
		High	-4.22	0.22		-3.05	24.00	27.05
	6 945	Low	-4.25	0.22		-3.08	24.00	27.08
		Mid	-4.15	0.22		-2.98	24.00	26.98
		High	-4.19	0.22		-3.02	24.00	27.02
	7 025	Low	-4.36	0.22		-3.19	24.00	27.19
		Mid	-4.06	0.22		-2.89	24.00	26.89
		High	-4.08	0.22		-2.91	24.00	26.91
Measurement uncertainty			± 1.5 dB					

Test Mode	Frequency (MHz)	RU Index	Measured Output Power (dBm)	Duty cycle Factor (dB)	Antenna Gain (dBi)	Result Output Power (dBm)	Limit (dBm)	Margin (dB)
802.11ax _HE80 _106T	5 985	Low	-1.29	0.24	0.95	-0.10	24.00	24.10
		Mid	-1.30	0.24		-0.11	24.00	24.11
		High	-0.86	0.24		0.33	24.00	23.67
	6 145	Low	-1.42	0.24		-0.23	24.00	24.23
		Mid	-1.36	0.24		-0.17	24.00	24.17
		High	-1.07	0.24		0.12	24.00	23.88
	6 385	Low	-1.71	0.24		-0.52	24.00	24.52
		Mid	-1.41	0.24		-0.22	24.00	24.22
		High	-1.81	0.24		-0.62	24.00	24.62
	6 465	Low	-1.31	0.24		-0.12	24.00	24.12
		Mid	-1.65	0.24		-0.46	24.00	24.46
		High	-1.38	0.24		-0.19	24.00	24.19
	6 545	Low	-1.41	0.24		-0.22	24.00	24.22
		Mid	-1.40	0.24		-0.21	24.00	24.21
		High	-1.25	0.24		-0.06	24.00	24.06
	6 705	Low	-1.24	0.24		-0.05	24.00	24.05
		Mid	-1.43	0.24		-0.24	24.00	24.24
		High	-1.26	0.24		-0.07	24.00	24.07
	6 865	Low	-1.72	0.24		-0.53	24.00	24.53
		Mid	-1.46	0.24		-0.27	24.00	24.27
		High	-1.47	0.24		-0.28	24.00	24.28
	6 945	Low	-1.12	0.24		0.07	24.00	23.93
		Mid	-1.10	0.24		0.09	24.00	23.91
		High	-0.70	0.24		0.49	24.00	23.51
	7 025	Low	-1.08	0.24		0.11	24.00	23.89
		Mid	-1.12	0.24		0.07	24.00	23.93
		High	-0.78	0.24		0.41	24.00	23.59
Measurement uncertainty			± 1.5 dB					

Test Mode	Frequency (MHz)	RU Index	Measured Output Power (dBm)	Duty cycle Factor (dB)	Antenna Gain (dBi)	Result Output Power (dBm)	Limit (dBm)	Margin (dB)
802.11ax _HE80 _242T	5 985	Low	2.55	0.27	0.95	3.77	24.00	20.23
		Mid	2.45	0.27		3.67	24.00	20.33
		High	2.46	0.27		3.68	24.00	20.32
	6 145	Low	2.19	0.27		3.41	24.00	20.59
		Mid	2.22	0.27		3.44	24.00	20.56
		High	2.29	0.27		3.51	24.00	20.49
	6 385	Low	1.55	0.27		2.77	24.00	21.23
		Mid	1.98	0.27		3.20	24.00	20.80
		High	2.18	0.27		3.40	24.00	20.60
	6 465	Low	1.83	0.27		3.05	24.00	20.95
		Mid	1.96	0.27		3.18	24.00	20.82
		High	1.84	0.27		3.06	24.00	20.94
	6 545	Low	2.08	0.27		3.30	24.00	20.70
		Mid	2.01	0.27		3.23	24.00	20.77
		High	2.19	0.27		3.41	24.00	20.59
	6 705	Low	1.94	0.27		3.16	24.00	20.84
		Mid	2.05	0.27		3.27	24.00	20.73
		High	1.94	0.27		3.16	24.00	20.84
	6 865	Low	1.81	0.27		3.03	24.00	20.97
		Mid	1.83	0.27		3.05	24.00	20.95
		High	1.82	0.27		3.04	24.00	20.96
	6 945	Low	2.29	0.27		3.51	24.00	20.49
		Mid	2.30	0.27		3.52	24.00	20.48
		High	2.35	0.27		3.57	24.00	20.43
	7 025	Low	2.42	0.27		3.64	24.00	20.36
		Mid	2.40	0.27		3.62	24.00	20.38
		High	2.43	0.27		3.65	24.00	20.35
Measurement uncertainty			± 1.5 dB					

Test Mode	Frequency (MHz)	RU Index	Measured Output Power (dBm)	Duty cycle Factor (dB)	Antenna Gain (dBi)	Result Output Power (dBm)	Limit (dBm)	Margin (dB)
802.11ax _HE80 _484T	5 985	Low	5.28	0.28	0.95	6.51	24.00	17.49
		Mid	-			-		
		High	5.21	0.28		6.44	24.00	17.56
	6 145	Low	4.86	0.28		6.09	24.00	17.91
		Mid	-			-		
		High	4.87	0.28		6.10	24.00	17.90
	6 385	Low	4.48	0.28		5.71	24.00	18.29
		Mid	-			-		
		High	4.48	0.28		5.71	24.00	18.29
	6 465	Low	4.79	0.28		6.02	24.00	17.98
		Mid	-			-		
		High	4.95	0.28		6.18	24.00	17.82
	6 545	Low	5.05	0.28		6.28	24.00	17.72
		Mid	-			-		
		High	5.46	0.28		6.69	24.00	17.31
	6 705	Low	5.28	0.28		6.51	24.00	17.49
		Mid	-			-		
		High	5.26	0.28		6.49	24.00	17.51
	6 865	Low	4.87	0.28		6.10	24.00	17.90
		Mid	-			-		
		High	5.16	0.28		6.39	24.00	17.61
	6 945	Low	5.66	0.28		6.89	24.00	17.11
		Mid	-			-		
		High	5.62	0.28		6.85	24.00	17.15
	7 025	Low	5.59	0.28		6.82	24.00	17.18
		Mid	-			-		
		High	5.49	0.28		6.72	24.00	17.28
Measurement uncertainty			± 1.5 dB					

Test Mode	Frequency (MHz)	Measured Output Power (dBm)	Duty cycle Factor (dB)	Antenna Gain (dBi)	Result Output Power (dBm)	Limit (dBm)	Margin (dB)
802.11ax _HE80 _996T	5 985	5.19	0.29	0.95	6.43	24.00	17.57
	6 145	6.09	0.29		7.33	24.00	16.67
	6 385	6.45	0.29		7.69	24.00	16.31
	6 465	6.16	0.29		7.40	24.00	16.60
	6 545	5.64	0.29		6.88	24.00	17.12
	6 705	5.07	0.29		6.31	24.00	17.69
	6 865	5.92	0.29		7.16	24.00	16.84
	6 945	7.59	0.29		8.83	24.00	15.17
	7 025	6.35	0.29		7.59	24.00	16.41
Measurement uncertainty		± 1.5 dB					

ANT L + ANT R(MIMO)

Test Mode	Frequency (MHz)	RU Index	Output Power (dBm)			Duty cycle Factor (dB)	Antenna Gain (dBi)	Result Output Power (dBm)	Limit (dBm)	Margin (dB)
			ANT L	ANT R	ANT L + ANT R					
802.11 ax _HE20 _26T	5 955	Low	-8.31	-9.15	-5.70	0.21	3.91	-1.58	24.00	25.58
		Mid	-8.00	-9.30	-5.59	0.21		-1.47	24.00	25.47
		High	-8.17	-9.13	-5.61	0.21		-1.49	24.00	25.49
	6 175	Low	-6.75	-7.57	-4.13	0.21		-0.01	24.00	24.01
		Mid	-6.58	-7.71	-4.10	0.21		0.02	24.00	23.98
		High	-6.63	-7.60	-4.08	0.21		0.04	24.00	23.96
	6 415	Low	-7.28	-8.13	-4.67	0.21		-0.55	24.00	24.55
		Mid	-7.28	-7.92	-4.58	0.21		-0.46	24.00	24.46
		High	-7.63	-7.95	-4.78	0.21		-0.66	24.00	24.66
	6 435	Low	-6.69	-8.35	-4.43	0.21		-0.31	24.00	24.31
		Mid	-6.38	-8.08	-4.14	0.21		-0.02	24.00	24.02
		High	-6.67	-8.12	-4.32	0.21		-0.20	24.00	24.20
	6 475	Low	-6.50	-8.10	-4.22	0.21		-0.10	24.00	24.10
		Mid	-6.60	-8.15	-4.30	0.21		-0.18	24.00	24.18
		High	-6.91	-8.39	-4.58	0.21		-0.46	24.00	24.46
	6 515	Low	-5.30	-7.91	-3.40	0.21		0.72	24.00	23.28
		Mid	-5.16	-7.92	-3.31	0.21		0.81	24.00	23.19
		High	-5.34	-7.88	-3.42	0.21		0.70	24.00	23.30
	6 535	Low	-5.68	-8.32	-3.79	0.21		0.33	24.00	23.67
		Mid	-5.78	-8.31	-3.85	0.21		0.27	24.00	23.73
		High	-5.84	-8.48	-3.95	0.21		0.17	24.00	23.83
	6 695	Low	-7.88	-8.37	-5.11	0.21		-0.99	24.00	24.99
		Mid	-7.83	-8.06	-4.93	0.21		-0.81	24.00	24.81
		High	-8.13	-8.24	-5.17	0.21		-1.05	24.00	25.05
	6 855	Low	-6.80	-7.85	-4.28	0.21		-0.16	24.00	24.16
		Mid	-6.74	-7.74	-4.20	0.21		-0.08	24.00	24.08
		High	-6.68	-7.84	-4.21	0.21		-0.09	24.00	24.09
	6 875	Low	-6.75	-7.82	-4.24	0.21		-0.12	24.00	24.12
		Mid	-6.78	-7.54	-4.13	0.21		-0.01	24.00	24.01
		High	-6.94	-7.78	-4.33	0.21		-0.21	24.00	24.21
	6 995	Low	-7.54	-6.82	-4.15	0.21		-0.03	24.00	24.03
		Mid	-7.36	-6.84	-4.08	0.21		0.04	24.00	23.96
		High	-7.27	-6.74	-3.99	0.21		0.13	24.00	23.87
	7 095	Low	-6.58	-8.62	-4.47	0.21		-0.35	24.00	24.35
		Mid	-6.45	-8.50	-4.34	0.21		-0.22	24.00	24.22

		High	-6.73	-8.53	-4.53	0.21		-0.41	24.00	24.41
	7 115	Low	-9.55	-11.62	-7.45	0.21		-3.33	24.00	27.33
		Mid	-9.46	-11.38	-7.30	0.21		-3.18	24.00	27.18
		High	-9.68	-11.18	-7.36	0.21		-3.24	24.00	27.24
Measurement uncertainty			± 1.5 dB							

Test Mode	Frequency (MHz)	RU Index	Output Power (dBm)			Duty cycle Factor (dB)	Antenna Gain (dBi)	Result Output Power (dBm)	Limit (dBm)	Margin (dB)
			ANT L	ANT R	ANT L + ANT R					
802.11 ax _HE20 _52T	5 955	Low	-5.61	-6.82	-3.16	0.22	3.91	0.97	24.00	23.03
		Mid	-5.34	-6.51	-2.88	0.22		1.25	24.00	22.75
		High	-5.65	-6.60	-3.09	0.22		1.04	24.00	22.96
	6 175	Low	-4.12	-5.14	-1.59	0.22		2.54	24.00	21.46
		Mid	-3.86	-4.96	-1.36	0.22		2.77	24.00	21.23
		High	-4.13	-5.10	-1.58	0.22		2.55	24.00	21.45
	6 415	Low	-4.80	-5.51	-2.13	0.22		2.00	24.00	22.00
		Mid	-4.65	-5.38	-1.99	0.22		2.14	24.00	21.86
		High	-4.72	-5.28	-1.98	0.22		2.15	24.00	21.85
	6 435	Low	-4.17	-5.94	-1.96	0.22		2.17	24.00	21.83
		Mid	-4.00	-5.68	-1.75	0.22		2.38	24.00	21.62
		High	-4.00	-5.73	-1.77	0.22		2.36	24.00	21.64
	6 475	Low	-3.87	-5.90	-1.76	0.22		2.37	24.00	21.63
		Mid	-3.84	-5.81	-1.70	0.22		2.43	24.00	21.57
		High	-3.88	-5.74	-1.70	0.22		2.43	24.00	21.57
	6 515	Low	-2.63	-5.35	-0.77	0.22		3.36	24.00	20.64
		Mid	-2.39	-5.27	-0.59	0.22		3.54	24.00	20.46
		High	-2.50	-5.36	-0.69	0.22		3.44	24.00	20.56
	6 535	Low	-3.20	-6.17	-1.43	0.22		2.70	24.00	21.30
		Mid	-3.28	-6.08	-1.45	0.22		2.68	24.00	21.32
		High	-3.06	-6.11	-1.31	0.22		2.82	24.00	21.18
	6 695	Low	-5.29	-5.73	-2.49	0.22		1.64	24.00	22.36
		Mid	-5.27	-5.53	-2.39	0.22		1.74	24.00	22.26
		High	-5.42	-5.57	-2.48	0.22		1.65	24.00	22.35
	6 855	Low	-4.35	-5.25	-1.77	0.22		2.36	24.00	21.64
		Mid	-3.94	-5.24	-1.53	0.22		2.60	24.00	21.40
		High	-4.13	-5.28	-1.66	0.22		2.47	24.00	21.53
	6 875	Low	-4.19	-5.20	-1.66	0.22		2.47	24.00	21.53
		Mid	-4.27	-5.21	-1.70	0.22		2.43	24.00	21.57
		High	-4.03	-5.10	-1.52	0.22		2.61	24.00	21.39

	6 995	Low	-4.93	-4.09	-1.48	0.22		2.65	24.00	21.35
		Mid	-4.53	-4.21	-1.36	0.22		2.77	24.00	21.23
		High	-4.60	-4.19	-1.38	0.22		2.75	24.00	21.25
	7 095	Low	-4.22	-5.96	-1.99	0.22		2.14	24.00	21.86
		Mid	-3.87	-5.96	-1.78	0.22		2.35	24.00	21.65
		High	-4.00	-5.98	-1.87	0.22		2.26	24.00	21.74
	7 115	Low	-6.62	-8.82	-4.57	0.22		-0.44	24.00	24.44
		Mid	-6.62	-8.51	-4.45	0.22		-0.32	24.00	24.32
		High	-6.48	-8.61	-4.41	0.22		-0.28	24.00	24.28
Measurement uncertainty			± 1.5 dB							

Test Mode	Frequency (MHz)	RU Index	Output Power (dBm)			Duty cycle Factor (dB)	Antenna Gain (dBi)	Result Output Power (dBm)	Limit (dBm)	Margin (dB)
			ANT L	ANT R	ANT L + ANT R					
802.11 ax _HE20 _106T	5 955	Low	-3.04	-2.87	0.06	0.24	3.91	4.21	24.00	19.79
		Mid	-					-		
		High	-3.09	-3.28	-0.17	0.24		3.98	24.00	20.02
	6 175	Low	-1.55	-1.79	1.34	0.24		5.49	24.00	18.51
		Mid	-					-		
		High	-1.50	-1.66	1.43	0.24		5.58	24.00	18.42
	6 415	Low	-2.17	-2.40	0.73	0.24		4.88	24.00	19.12
		Mid	-					-		
		High	-1.90	-2.27	0.93	0.24		5.08	24.00	18.92
	6 435	Low	-1.51	-3.25	0.72	0.24		4.87	24.00	19.13
		Mid	-					-		
		High	-1.21	-3.06	0.97	0.24		5.12	24.00	18.88
	6 475	Low	-1.31	-3.28	0.83	0.24		4.98	24.00	19.02
		Mid	-					-		
		High	-1.54	-3.17	0.73	0.24		4.88	24.00	19.12
	6 515	Low	-0.10	-2.61	1.83	0.24		5.98	24.00	18.02
		Mid	-					-		
		High	0.03	-2.58	1.93	0.24		6.08	24.00	17.92
	6 535	Low	-0.64	-3.47	1.18	0.24		5.33	24.00	18.67
		Mid	-					-		
		High	-0.59	-3.63	1.16	0.24		5.31	24.00	18.69
	6 695	Low	-2.96	-3.13	-0.03	0.24		4.12	24.00	19.88
		Mid	-					-		
		High	-1.74	-3.19	0.61	0.24		4.76	24.00	19.24
	6 855	Low	-1.66	-2.85	0.80	0.24		4.95	24.00	19.05

		Mid	-					-		
		High	-1.37	-2.68	1.03	0.24		5.18	24.00	18.82
	6 875	Low	-1.71	-2.66	0.85	0.24		5.00	24.00	19.00
		Mid	-					-		
		High	-1.48	-2.54	1.03	0.24		5.18	24.00	18.82
	6 995	Low	-2.17	-1.64	1.11	0.24		5.26	24.00	18.74
		Mid	-					-		
		High	-2.06	-1.56	1.21	0.24		5.36	24.00	18.64
	7 095	Low	-1.58	-3.61	0.53	0.24		4.68	24.00	19.32
		Mid	-					-		
		High	-1.29	-3.37	0.80	0.24		4.95	24.00	19.05
	7 115	Low	-5.02	-7.04	-2.90	0.24		1.25	24.00	22.75
		Mid	-					-		
		High	-5.17	-7.01	-2.98	0.24		1.17	24.00	22.83
Measurement uncertainty			± 1.5 dB							

Test Mode	Frequency (MHz)	Output Power (dBm)			Duty cycle Factor (dB)	Antenna Gain (dBi)	Result Output Power (dBm)	Limit (dBm)	Margin (dB)
		ANT L	ANT R	ANT L+ ANT R					
802.11 ax _HE20 _242T	5 955	0.11	0.34	3.24	0.27	3.91	7.42	24.00	16.58
	6 175	1.60	1.62	4.62	0.27		8.80	24.00	15.20
	6 415	0.82	1.07	3.96	0.27		8.14	24.00	15.86
	6 435	1.26	0.40	3.86	0.27		8.04	24.00	15.96
	6 475	1.28	0.19	3.78	0.27		7.96	24.00	16.04
	6 515	2.51	0.56	4.65	0.27		8.83	24.00	15.17
	6 535	2.20	0.04	4.26	0.27		8.44	24.00	15.56
	6 695	-0.21	0.28	3.05	0.27		7.23	24.00	16.77
	6 855	0.68	-0.04	3.35	0.27		7.53	24.00	16.47
	6 875	0.77	0.12	3.47	0.27		7.65	24.00	16.35
	6 995	-0.26	1.17	3.52	0.27		7.70	24.00	16.30
	7 095	0.43	-0.41	3.04	0.27		7.22	24.00	16.78
	7 115	-0.42	-1.36	2.15	0.27		6.33	24.00	17.67
Measurement uncertainty		± 1.5 dB							

Test Mode	Frequency (MHz)	RU Index	Output Power (dBm)			Duty cycle Factor (dB)	Antenna Gain (dBi)	Result Output Power (dBm)	Limit (dBm)	Margin (dB)
			ANT L	ANT R	ANT L + ANT R					
802.11 ax _HE40 _26T	5 965	Low	-6.81	-7.35	-4.06	0.21	3.91	0.06	24.00	23.94
		Mid	-6.40	-7.05	-3.70	0.21		0.42	24.00	23.58
		High	-6.71	-7.21	-3.94	0.21		0.18	24.00	23.82
	6 165	Low	-6.62	-7.34	-3.95	0.21		0.17	24.00	23.83
		Mid	-6.14	-7.16	-3.61	0.21		0.51	24.00	23.49
		High	-6.38	-7.15	-3.74	0.21		0.38	24.00	23.62
	6 405	Low	-6.65	-7.18	-3.90	0.21		0.22	24.00	23.78
		Mid	-6.22	-6.94	-3.55	0.21		0.57	24.00	23.43
		High	-6.52	-7.21	-3.84	0.21		0.28	24.00	23.72
	6 445	Low	-7.20	-8.00	-4.57	0.21		-0.45	24.00	24.45
		Mid	-6.83	-7.67	-4.22	0.21		-0.10	24.00	24.10
		High	-7.00	-7.51	-4.24	0.21		-0.12	24.00	24.12
	6 485	Low	-7.06	-7.75	-4.38	0.21		-0.26	24.00	24.26
		Mid	-6.95	-7.45	-4.18	0.21		-0.06	24.00	24.06
		High	-7.17	-7.59	-4.36	0.21		-0.24	24.00	24.24
	6 525	Low	-7.06	-7.75	-4.38	0.21		-0.26	24.00	24.26
		Mid	-6.97	-7.67	-4.30	0.21		-0.18	24.00	24.18
		High	-6.95	-7.79	-4.34	0.21		-0.22	24.00	24.22
	6 685	Low	-6.75	-7.56	-4.13	0.21		-0.01	24.00	24.01
		Mid	-6.64	-7.36	-3.97	0.21		0.15	24.00	23.85
		High	-6.62	-7.48	-4.02	0.21		0.10	24.00	23.90
	6 845	Low	-7.34	-7.57	-4.44	0.21		-0.32	24.00	24.32
		Mid	-7.09	-7.43	-4.25	0.21		-0.13	24.00	24.13
		High	-7.35	-7.47	-4.40	0.21		-0.28	24.00	24.28
	6 885	Low	-7.07	-7.55	-4.29	0.21		-0.17	24.00	24.17
		Mid	-7.08	-7.34	-4.20	0.21		-0.08	24.00	24.08
		High	-7.16	-7.34	-4.24	0.21		-0.12	24.00	24.12
	7 005	Low	-7.07	-7.20	-4.12	0.21		0.00	24.00	24.00
		Mid	-6.62	-7.05	-3.82	0.21		0.30	24.00	23.70
		High	-6.71	-7.14	-3.91	0.21		0.21	24.00	23.79
	7 085	Low	-6.84	-7.43	-4.11	0.21		0.01	24.00	23.99
		Mid	-6.66	-7.04	-3.84	0.21		0.28	24.00	23.72
		High	-6.49	-7.09	-3.77	0.21		0.35	24.00	23.65
Measurement uncertainty			± 1.5 dB							

Test Mode	Frequency (MHz)	RU Index	Output Power (dBm)			Duty cycle Factor (dB)	Antenna Gain (dBi)	Result Output Power (dBm)	Limit (dBm)	Margin (dB)
			ANT L	ANT R	ANT L + ANT R					
802.11 ax _HE40 _52T	5 965	Low	-4.27	-5.04	-1.63	0.22	3.91	2.50	24.00	21.50
		Mid	-3.96	-4.68	-1.29	0.22		2.84	24.00	21.16
		High	-4.00	-4.79	-1.37	0.22		2.76	24.00	21.24
	6 165	Low	-4.08	-4.76	-1.40	0.22		2.73	24.00	21.27
		Mid	-3.56	-4.54	-1.01	0.22		3.12	24.00	20.88
		High	-3.94	-4.60	-1.25	0.22		2.88	24.00	21.12
	6 405	Low	-4.16	-4.77	-1.44	0.22		2.69	24.00	21.31
		Mid	-3.91	-4.62	-1.24	0.22		2.89	24.00	21.11
		High	-4.14	-4.72	-1.41	0.22		2.72	24.00	21.28
	6 445	Low	-4.69	-5.31	-1.98	0.22		2.15	24.00	21.85
		Mid	-4.41	-4.84	-1.61	0.22		2.52	24.00	21.48
		High	-4.46	-5.34	-1.87	0.22		2.26	24.00	21.74
	6 485	Low	-4.59	-5.23	-1.89	0.22		2.24	24.00	21.76
		Mid	-4.31	-4.95	-1.61	0.22		2.52	24.00	21.48
		High	-4.56	-5.27	-1.89	0.22		2.24	24.00	21.76
	6 525	Low	-4.56	-5.35	-1.93	0.22		2.20	24.00	21.80
		Mid	-4.11	-4.91	-1.48	0.22		2.65	24.00	21.35
		High	-4.60	-5.26	-1.91	0.22		2.22	24.00	21.78
	6 685	Low	-4.21	-5.14	-1.64	0.22		2.49	24.00	21.51
		Mid	-3.77	-4.82	-1.25	0.22		2.88	24.00	21.12
		High	-4.14	-5.13	-1.60	0.22		2.53	24.00	21.47
	6 845	Low	-4.85	-5.02	-1.92	0.22		2.21	24.00	21.79
		Mid	-4.51	-4.69	-1.59	0.22		2.54	24.00	21.46
		High	-4.92	-4.84	-1.87	0.22		2.26	24.00	21.74
	6 885	Low	-4.46	-4.35	-1.39	0.22		2.74	24.00	21.26
		Mid	-4.32	-4.77	-1.53	0.22		2.60	24.00	21.40
		High	-4.76	-4.84	-1.79	0.22		2.34	24.00	21.66
	7 005	Low	-4.53	-4.83	-1.67	0.22		2.46	24.00	21.54
		Mid	-3.89	-4.32	-1.09	0.22		3.04	24.00	20.96
		High	-4.23	-4.65	-1.42	0.22		2.71	24.00	21.29
	7 085	Low	-4.41	-4.61	-1.50	0.22		2.63	24.00	21.37
		Mid	-3.87	-4.38	-1.11	0.22		3.02	24.00	20.98
		High	-4.25	-4.91	-1.56	0.22		2.57	24.00	21.43
Measurement uncertainty			± 1.5 dB							

Test Mode	Frequency (MHz)	RU Index	Output Power (dBm)			Duty cycle Factor (dB)	Antenna Gain (dBi)	Result Output Power (dBm)	Limit (dBm)	Margin (dB)
			ANT L	ANT R	ANT L + ANT R					
802.11 ax _HE40 _106T	5 965	Low	-1.65	-2.34	1.03	0.24	3.91	5.18	24.00	18.82
		Mid	-1.44	-1.94	1.33	0.24		5.48	24.00	18.52
		High	-1.49	-1.83	1.35	0.24		5.50	24.00	18.50
	6 165	Low	-1.25	-1.95	1.42	0.24		5.57	24.00	18.43
		Mid	-1.32	-1.73	1.49	0.24		5.64	24.00	18.36
		High	-1.28	-1.84	1.46	0.24		5.61	24.00	18.39
	6 405	Low	-1.46	-1.93	1.32	0.24		5.47	24.00	18.53
		Mid	-1.42	-1.93	1.34	0.24		5.49	24.00	18.51
		High	-1.45	-1.92	1.33	0.24		5.48	24.00	18.52
	6 445	Low	-1.59	-2.17	1.14	0.24		5.29	24.00	18.71
		Mid	-1.14	-2.00	1.46	0.24		5.61	24.00	18.39
		High	-1.40	-2.11	1.27	0.24		5.42	24.00	18.58
	6 485	Low	-1.32	-2.07	1.33	0.24		5.48	24.00	18.52
		Mid	-1.26	-1.92	1.43	0.24		5.58	24.00	18.42
		High	-1.40	-2.09	1.28	0.24		5.43	24.00	18.57
	6 525	Low	-1.30	-2.18	1.29	0.24		5.44	24.00	18.56
		Mid	-1.27	-1.96	1.41	0.24		5.56	24.00	18.44
		High	-1.24	-1.96	1.43	0.24		5.58	24.00	18.42
	6 685	Low	-1.05	-1.87	1.57	0.24		5.72	24.00	18.28
		Mid	-0.99	-1.61	1.72	0.24		5.87	24.00	18.13
		High	-0.95	-1.85	1.63	0.24		5.78	24.00	18.22
	6 845	Low	-1.50	-1.91	1.31	0.24		5.46	24.00	18.54
		Mid	-1.59	1.57	3.28	0.24		7.43	24.00	16.57
		High	-1.70	-1.47	1.43	0.24		5.58	24.00	18.42
	6 885	Low	-1.44	-1.72	1.43	0.24		5.58	24.00	18.42
		Mid	-1.12	-1.52	1.69	0.24		5.84	24.00	18.16
		High	-1.39	-1.71	1.46	0.24		5.61	24.00	18.39
	7 005	Low	-1.33	-1.53	1.58	0.24		5.73	24.00	18.27
		Mid	-0.89	-1.58	1.79	0.24		5.94	24.00	18.06
		High	-1.12	-1.57	1.67	0.24		5.82	24.00	18.18
	7 085	Low	-0.88	-1.85	1.67	0.24		5.82	24.00	18.18
		Mid	-0.90	-1.34	1.90	0.24		6.05	24.00	17.95
		High	-1.03	-1.52	1.74	0.24		5.89	24.00	18.11
Measurement uncertainty			± 1.5 dB							

Test Mode	Frequency (MHz)	RU Index	Output Power (dBm)			Duty cycle Factor (dB)	Antenna Gain (dBi)	Result Output Power (dBm)	Limit (dBm)	Margin (dB)
			ANT L	ANT R	ANT L + ANT R					
802.11 ax _HE40 _242T	5 965	Low	1.63	2.50	5.10	0.27	3.91	9.28	24.00	14.72
		Mid	-					-		
		High	1.66	2.46	5.09	0.27		9.27	24.00	14.73
	6 165	Low	1.98	2.20	5.10	0.27		9.28	24.00	14.72
		Mid	-					-		
		High	2.04	2.27	5.17	0.27		9.35	24.00	14.65
	6 405	Low	1.75	1.85	4.81	0.27		8.99	24.00	15.01
		Mid	-					-		
		High	1.93	2.12	5.04	0.27		9.22	24.00	14.78
	6 445	Low	2.01	1.69	4.86	0.27		9.04	24.00	14.96
		Mid	-					-		
		High	2.03	2.04	5.05	0.27		9.23	24.00	14.77
	6 485	Low	1.89	1.56	4.74	0.27		8.92	24.00	15.08
		Mid	-					-		
		High	2.06	1.65	4.87	0.27		9.05	24.00	14.95
	6 525	Low	2.10	1.69	4.91	0.27		9.09	24.00	14.91
		Mid	-					-		
		High	1.93	1.76	4.86	0.27		9.04	24.00	14.96
	6 685	Low	1.81	2.00	4.92	0.27		9.10	24.00	14.90
		Mid	-					-		
		High	1.96	1.72	4.85	0.27		9.03	24.00	14.97
	6 845	Low	1.28	1.80	4.56	0.27		8.74	24.00	15.26
		Mid	-					-		
		High	1.43	1.46	4.46	0.27		8.64	24.00	15.36
	6 885	Low	1.69	2.43	5.09	0.27		9.27	24.00	14.73
		Mid	-					-		
		High	1.76	2.44	5.12	0.27		9.30	24.00	14.70
	7 005	Low	1.93	2.44	5.20	0.27		9.38	24.00	14.62
		Mid	-					-		
		High	2.00	2.56	5.30	0.27		9.48	24.00	14.52
	7 085	Low	2.01	2.36	5.20	0.27		9.38	24.00	14.62
		Mid	-					-		
		High	2.04	2.50	5.29	0.27		9.47	24.00	14.53
Measurement uncertainty			± 1.5 dB							

Test Mode	Frequency (MHz)	Output Power (dBm)			Duty cycle Factor (dB)	Antenna Gain (dBi)	Result Output Power (dBm)	Limit (dBm)	Margin (dB)
		ANT L	ANT R	ANT L+ ANT R					
802.11 ax _HE40 _484T	5 965	1.79	1.99	4.90	0.28	3.91	9.09	24.00	14.91
	6 165	3.48	3.49	6.50	0.28		10.69	24.00	13.31
	6 405	2.69	2.78	5.75	0.28		9.94	24.00	14.06
	6 445	3.53	2.43	6.03	0.28		10.22	24.00	13.78
	6 485	3.46	2.42	5.98	0.28		10.17	24.00	13.83
	6 525	4.73	2.77	6.87	0.28		11.06	24.00	12.94
	6 685	2.82	3.68	6.28	0.28		10.47	24.00	13.53
	6 845	4.21	2.40	6.41	0.28		10.60	24.00	13.40
	6 885	4.05	3.29	6.70	0.28		10.89	24.00	13.11
	7 005	2.56	4.05	6.38	0.28		10.57	24.00	13.43
	7 085	3.32	2.37	5.88	0.28		10.07	24.00	13.93
Measurement uncertainty		± 1.5 dB							

Test Mode	Frequency (MHz)	RU Index	Output Power (dBm)			Duty cycle Factor (dB)	Antenna Gain (dBi)	Result Output Power (dBm)	Limit (dBm)	Margin (dB)
			ANT L	ANT R	ANT L + ANT R					
802.11 ax _HE80 _26T	5 985	Low	-6.86	-7.29	-4.06	0.21	3.91	0.06	24.00	23.94
		Mid	-6.52	-7.18	-3.83	0.21		0.29	24.00	23.71
		High	-6.67	-7.02	-3.83	0.21		0.29	24.00	23.71
	6 145	Low	-6.80	-7.32	-4.04	0.21		0.08	24.00	23.92
		Mid	-6.48	-7.15	-3.79	0.21		0.33	24.00	23.67
		High	-6.48	-7.18	-3.81	0.21		0.31	24.00	23.69
	6 385	Low	-6.83	-7.15	-3.98	0.21		0.14	24.00	23.86
		Mid	-6.75	-7.07	-3.90	0.21		0.22	24.00	23.78
		High	-6.77	-7.50	-4.11	0.21		0.01	24.00	23.99
	6 465	Low	-6.54	-7.06	-3.78	0.21		0.34	24.00	23.66
		Mid	-6.79	-6.99	-3.88	0.21		0.24	24.00	23.76
		High	-6.74	-7.08	-3.90	0.21		0.22	24.00	23.78
	6 545	Low	-6.42	-6.91	-3.65	0.21		0.47	24.00	23.53
		Mid	-6.06	-6.97	-3.48	0.21		0.64	24.00	23.36
		High	-6.32	-6.96	-3.62	0.21		0.50	24.00	23.50
	6 705	Low	-6.50	-7.12	-3.79	0.21		0.33	24.00	23.67
		Mid	-6.41	-6.96	-3.67	0.21		0.45	24.00	23.55
		High	-6.61	-6.93	-3.76	0.21		0.36	24.00	23.64
	6 865	Low	-7.20	-6.78	-3.97	0.21		0.15	24.00	23.85
		Mid	-6.93	-6.76	-3.83	0.21		0.29	24.00	23.71
		High	-6.81	-6.61	-3.70	0.21		0.42	24.00	23.58
	6 945	Low	-6.59	-6.98	-3.77	0.21		0.35	24.00	23.65
		Mid	-6.59	-6.83	-3.70	0.21		0.42	24.00	23.58
		High	-6.68	-6.68	-3.67	0.21		0.45	24.00	23.55
	7 025	Low	-6.61	-6.79	-3.69	0.21		0.43	24.00	23.57
		Mid	-6.45	-6.65	-3.54	0.21		0.58	24.00	23.42
		High	-6.48	-6.57	-3.51	0.21		0.61	24.00	23.39
Measurement uncertainty			± 1.5 dB							

Test Mode	Frequency (MHz)	RU Index	Output Power (dBm)			Duty cycle Factor (dB)	Antenna Gain (dBi)	Result Output Power (dBm)	Limit (dBm)	Margin (dB)
			ANT L	ANT R	ANT L + ANT R					
802.11 ax _HE80 _52T	5 985	Low	-4.23	-4.84	-1.51	0.22	3.91	2.62	24.00	21.38
		Mid	-4.04	-4.81	-1.40	0.22		2.73	24.00	21.27
		High	-3.87	-4.65	-1.23	0.22		2.90	24.00	21.10
	6 145	Low	-4.14	-4.65	-1.38	0.22		2.75	24.00	21.25
		Mid	-4.16	-4.79	-1.45	0.22		2.68	24.00	21.32
		High	-4.02	-4.65	-1.31	0.22		2.82	24.00	21.18
	6 385	Low	-4.35	-4.54	-1.43	0.22		2.70	24.00	21.30
		Mid	-4.17	-4.69	-1.41	0.22		2.72	24.00	21.28
		High	-4.19	-4.45	-1.31	0.22		2.82	24.00	21.18
	6 465	Low	-4.23	-4.50	-1.35	0.22		2.78	24.00	21.22
		Mid	-4.10	-4.62	-1.34	0.22		2.79	24.00	21.21
		High	-4.15	-4.45	-1.29	0.22		2.84	24.00	21.16
	6 545	Low	-3.66	-4.27	-0.94	0.22		3.19	24.00	20.81
		Mid	-3.70	-4.35	-1.00	0.22		3.13	24.00	20.87
		High	-3.54	-4.21	-0.85	0.22		3.28	24.00	20.72
	6 705	Low	-3.70	-4.45	-1.05	0.22		3.08	24.00	20.92
		Mid	-3.81	-4.48	-1.12	0.22		3.01	24.00	20.99
		High	-4.11	-4.11	-1.10	0.22		3.03	24.00	20.97
	6 865	Low	-4.59	-4.32	-1.44	0.22		2.69	24.00	21.31
		Mid	-4.30	-4.25	-1.26	0.22		2.87	24.00	21.13
		High	-4.61	-4.22	-1.40	0.22		2.73	24.00	21.27
	6 945	Low	-4.21	-4.25	-1.22	0.22		2.91	24.00	21.09
		Mid	-4.06	-4.15	-1.09	0.22		3.04	24.00	20.96
		High	-3.99	-4.19	-1.08	0.22		3.05	24.00	20.95
	7 025	Low	-3.90	-4.36	-1.11	0.22		3.02	24.00	20.98
		Mid	-3.97	-4.06	-1.00	0.22		3.13	24.00	20.87
		High	-3.70	-4.08	-0.88	0.22		3.25	24.00	20.75
Measurement uncertainty			± 1.5 dB							

Test Mode	Frequency (MHz)	RU Index	Output Power (dBm)			Duty cycle Factor (dB)	Antenna Gain (dBi)	Result Output Power (dBm)	Limit (dBm)	Margin (dB)
			ANT L	ANT R	ANT L + ANT R					
802.11 ax _HE80 _106T	5 985	Low	-1.94	-1.29	1.41	0.24	3.91	5.56	24.00	18.44
		Mid	-1.53	-1.30	1.60	0.24		5.75	24.00	18.25
		High	-1.46	-0.86	1.86	0.24		6.01	24.00	17.99
	6 145	Low	-1.54	-1.42	1.53	0.24		5.68	24.00	18.32
		Mid	-1.59	-1.36	1.54	0.24		5.69	24.00	18.31
		High	-1.45	-1.07	1.75	0.24		5.90	24.00	18.10
	6 385	Low	-1.79	-1.71	1.26	0.24		5.41	24.00	18.59
		Mid	-1.33	-1.41	1.64	0.24		5.79	24.00	18.21
		High	-1.65	-1.81	1.28	0.24		5.43	24.00	18.57
	6 465	Low	-1.35	-1.31	1.68	0.24		5.83	24.00	18.17
		Mid	-1.60	-1.65	1.39	0.24		5.54	24.00	18.46
		High	-1.45	-1.38	1.60	0.24		5.75	24.00	18.25
	6 545	Low	-0.96	-1.41	1.83	0.24		5.98	24.00	18.02
		Mid	-1.23	-1.40	1.70	0.24		5.85	24.00	18.15
		High	-0.83	-1.25	1.98	0.24		6.13	24.00	17.87
	6 705	Low	-1.67	-1.24	1.56	0.24		5.71	24.00	18.29
		Mid	-1.39	-1.43	1.60	0.24		5.75	24.00	18.25
		High	-1.58	-1.26	1.59	0.24		5.74	24.00	18.26
	6 865	Low	-2.08	-1.72	1.11	0.24		5.26	24.00	18.74
		Mid	-2.21	-1.46	1.19	0.24		5.34	24.00	18.66
		High	-2.17	-1.47	1.20	0.24		5.35	24.00	18.65
	6 945	Low	-1.14	-1.12	1.88	0.24		6.03	24.00	17.97
		Mid	-0.89	-1.10	2.02	0.24		6.17	24.00	17.83
		High	-0.73	-0.70	2.30	0.24		6.45	24.00	17.55
	7 025	Low	-0.68	-1.08	2.13	0.24		6.28	24.00	17.72
		Mid	-0.74	-1.12	2.08	0.24		6.23	24.00	17.77
		High	-0.61	-0.78	2.32	0.24		6.47	24.00	17.53
Measurement uncertainty			± 1.5 dB							

Test Mode	Frequency (MHz)	RU Index	Output Power (dBm)			Duty cycle Factor (dB)	Antenna Gain (dBi)	Result Output Power (dBm)	Limit (dBm)	Margin (dB)
			ANT L	ANT R	ANT L + ANT R					
802.11 ax _HE80 _242T	5 985	Low	1.89	2.55	5.24	0.27	3.91	9.42	24.00	14.58
		Mid	1.56	2.45	5.04	0.27		9.22	24.00	14.78
		High	1.86	2.46	5.18	0.27		9.36	24.00	14.64
	6 145	Low	2.00	2.19	5.11	0.27		9.29	24.00	14.71
		Mid	1.98	2.22	5.11	0.27		9.29	24.00	14.71
		High	1.99	2.29	5.15	0.27		9.33	24.00	14.67
	6 385	Low	1.80	1.55	4.69	0.27		8.87	24.00	15.13
		Mid	1.78	1.98	4.89	0.27		9.07	24.00	14.93
		High	1.90	2.18	5.05	0.27		9.23	24.00	14.77
	6 465	Low	1.88	1.83	4.87	0.27		9.05	24.00	14.95
		Mid	1.95	1.96	4.97	0.27		9.15	24.00	14.85
		High	2.04	1.84	4.95	0.27		9.13	24.00	14.87
	6 545	Low	2.09	2.08	5.10	0.27		9.28	24.00	14.72
		Mid	2.11	2.01	5.07	0.27		9.25	24.00	14.75
		High	2.35	2.19	5.28	0.27		9.46	24.00	14.54
	6 705	Low	1.87	1.94	4.92	0.27		9.10	24.00	14.90
		Mid	1.82	2.05	4.95	0.27		9.13	24.00	14.87
		High	1.75	1.94	4.86	0.27		9.04	24.00	14.96
	6 865	Low	1.17	1.81	4.51	0.27		8.69	24.00	15.31
		Mid	1.35	1.83	4.61	0.27		8.79	24.00	15.21
		High	1.06	1.82	4.47	0.27		8.65	24.00	15.35
	6 945	Low	1.79	2.29	5.06	0.27		9.24	24.00	14.76
		Mid	1.70	2.30	5.02	0.27		9.20	24.00	14.80
		High	1.80	2.35	5.09	0.27		9.27	24.00	14.73
	7 025	Low	2.01	2.42	5.23	0.27		9.41	24.00	14.59
		Mid	1.86	2.40	5.15	0.27		9.33	24.00	14.67
		High	1.91	2.43	5.19	0.27		9.37	24.00	14.63
Measurement uncertainty			± 1.5 dB							

Test Mode	Frequency (MHz)	RU Index	Output Power (dBm)			Duty cycle Factor (dB)	Antenna Gain (dBi)	Result Output Power (dBm)	Limit (dBm)	Margin (dB)
			ANT L	ANT R	ANT L + ANT R					
802.11 ax _HE80 _484T	5 985	Low	4.43	5.28	7.89	0.28	3.91	12.08	24.00	11.92
		Mid	-					-		
		High	4.47	5.21	7.87	0.28		12.06	24.00	11.94
	6 145	Low	4.68	4.86	7.78	0.28		11.97	24.00	12.03
		Mid	-					-		
		High	4.77	4.87	7.83	0.28		12.02	24.00	11.98
	6 385	Low	4.52	4.48	7.51	0.28		11.70	24.00	12.30
		Mid	-					-		
		High	4.53	4.48	7.52	0.28		11.71	24.00	12.29
	6 465	Low	5.01	4.79	7.91	0.28		12.10	24.00	11.90
		Mid	-					-		
		High	4.98	4.95	7.98	0.28		12.17	24.00	11.83
	6 545	Low	5.18	5.05	8.13	0.28		12.32	24.00	11.68
		Mid	-					-		
		High	5.17	5.46	8.33	0.28		12.52	24.00	11.48
	6 705	Low	5.01	5.28	8.16	0.28		12.35	24.00	11.65
		Mid	-					-		
		High	4.97	5.26	8.13	0.28		12.32	24.00	11.68
	6 865	Low	4.51	4.87	7.70	0.28		11.89	24.00	12.11
		Mid	-					-		
		High	4.33	5.16	7.78	0.28		11.97	24.00	12.03
	6 945	Low	4.97	5.66	8.34	0.28		12.53	24.00	11.47
		Mid	-					-		
		High	5.13	5.62	8.39	0.28		12.58	24.00	11.42
	7 025	Low	5.21	5.59	8.41	0.28		12.60	24.00	11.40
		Mid	-					-		
		High	5.22	5.49	8.37	0.28		12.56	24.00	11.44
Measurement uncertainty			± 1.5 dB							

Test Mode	Frequency (MHz)	Output Power (dBm)			Duty cycle Factor (dB)	Antenna Gain (dBi)	Result Output Power (dBm)	Limit (dBm)	Margin (dB)
		ANT L	ANT R	ANT L+ ANT R					
802.11 ax _HE80 _996T	5 985	5.56	5.19	8.39	0.29	3.91	12.59	24.00	11.41
	6 145	6.76	6.09	9.45	0.29		13.65	24.00	10.35
	6 385	6.09	6.45	9.28	0.29		13.48	24.00	10.52
	6 465	7.54	6.16	9.91	0.29		14.11	24.00	9.89
	6 545	7.65	5.64	9.77	0.29		13.97	24.00	10.03
	6 705	5.14	5.07	8.12	0.29		12.32	24.00	11.68
	6 865	6.48	5.92	9.22	0.29		13.42	24.00	10.58
	6 945	5.93	7.59	9.85	0.29		14.05	24.00	9.95
	7 025	5.51	6.35	8.96	0.29		13.16	24.00	10.84
Measurement uncertainty		± 1.5 dB							

See next pages for actual measured spectrum plots.

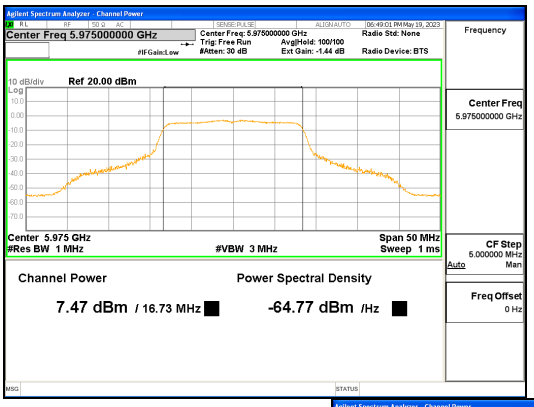

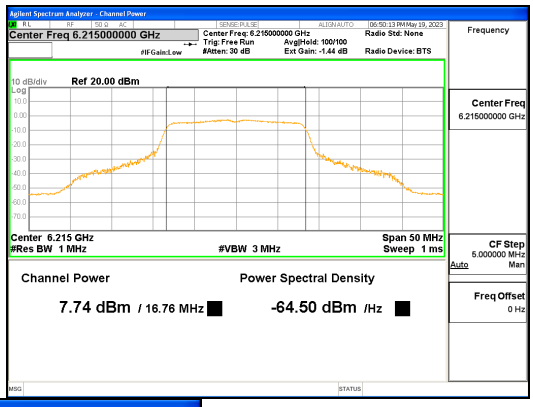

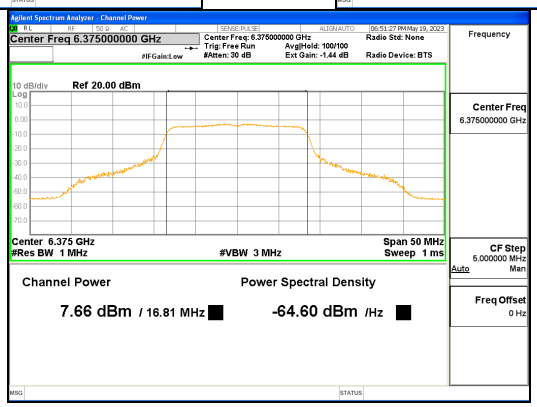

ANT L_802.11a_UNII 5

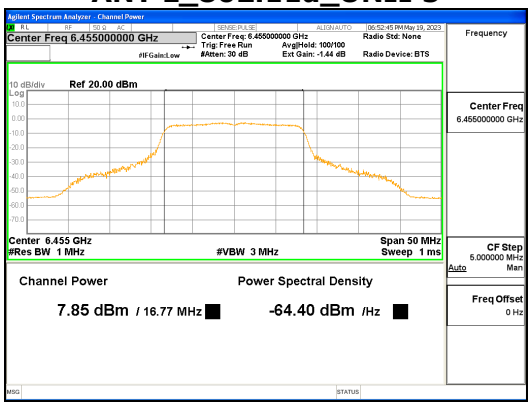

ANT L_802.11a_UNII 6

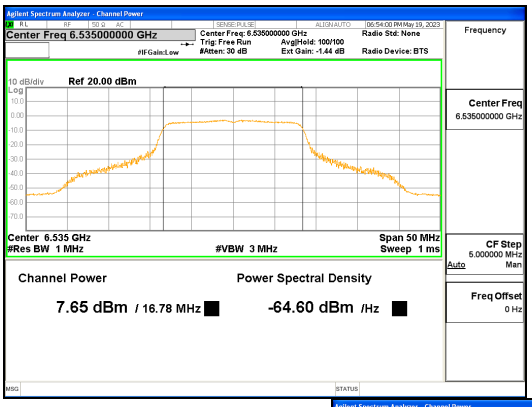

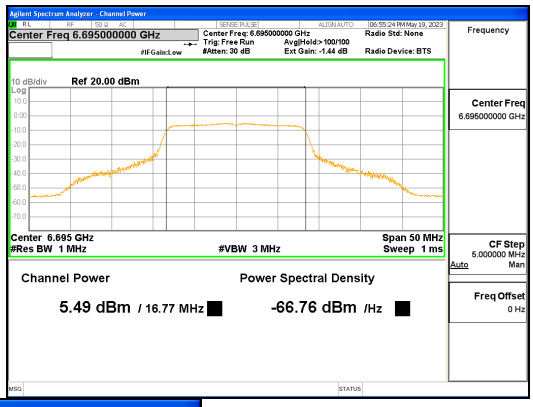

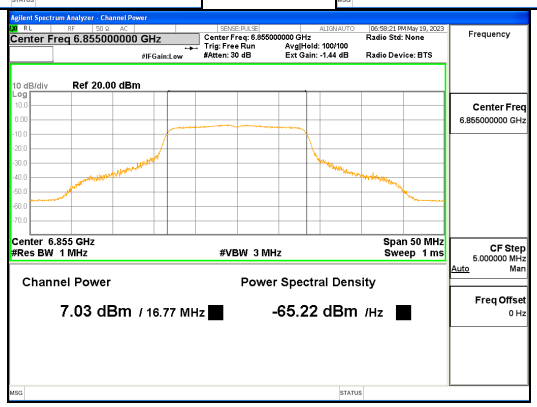

ANT L_802.11a_UNII 7

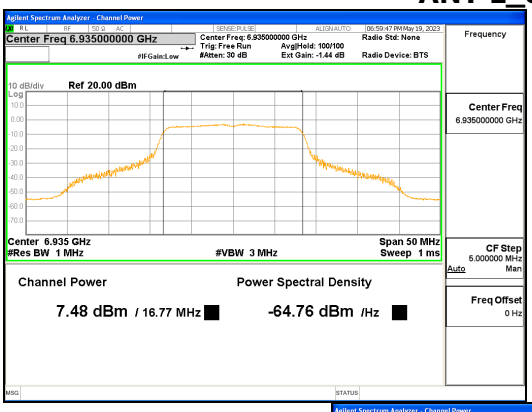

ANT L_802.11a_UNII 8

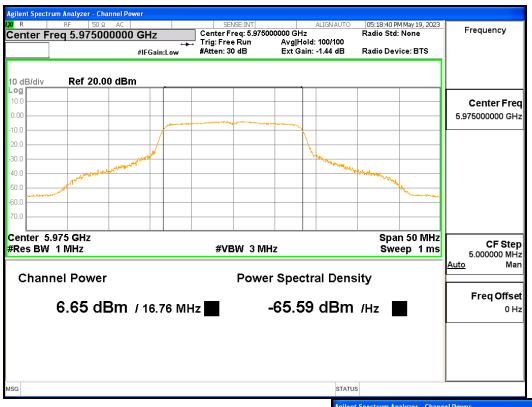

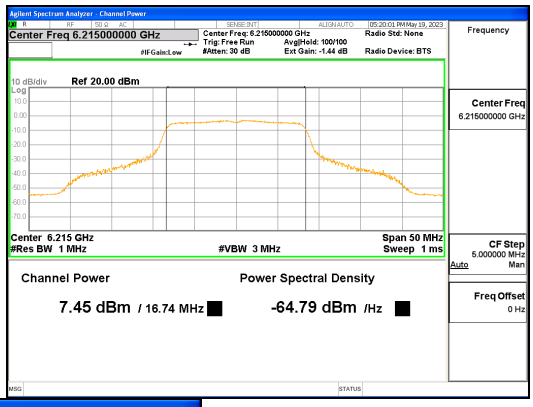

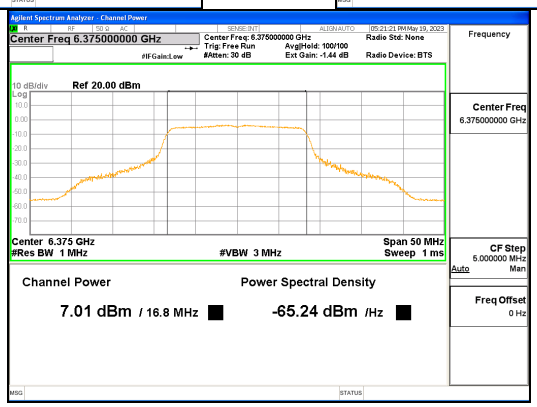

ANT R_802.11a_UNII 5

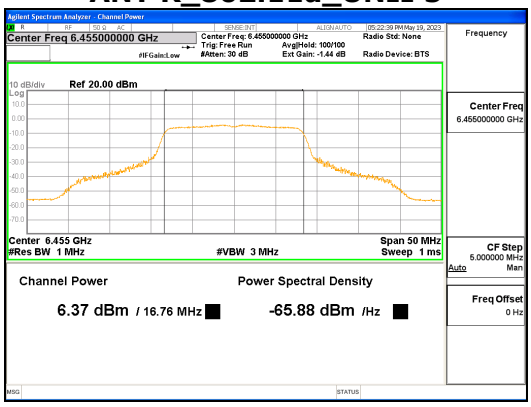

ANT R_802.11a_UNII 6

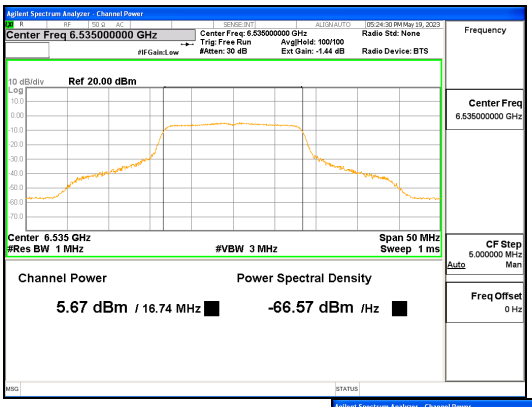

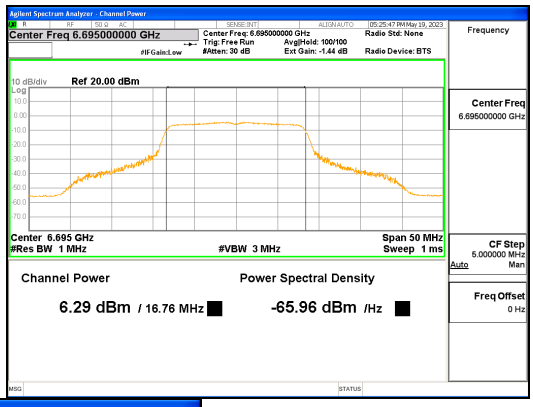

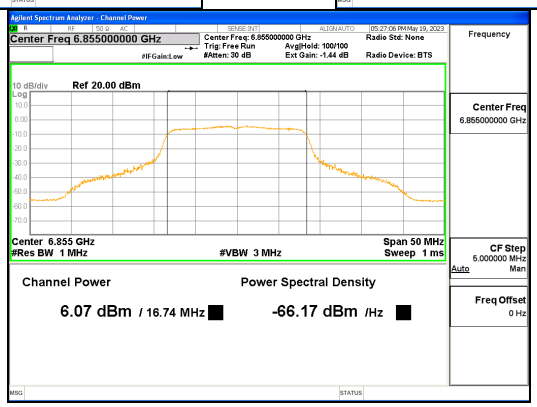

ANT R_802.11a_UNII 7

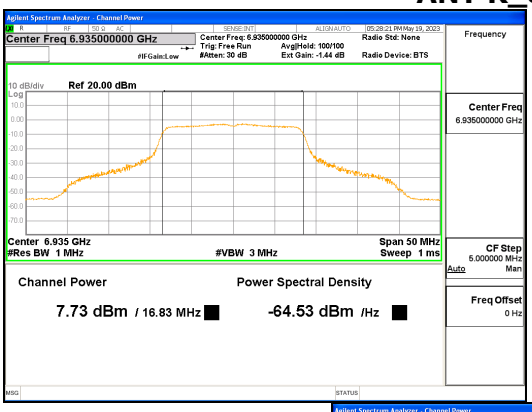

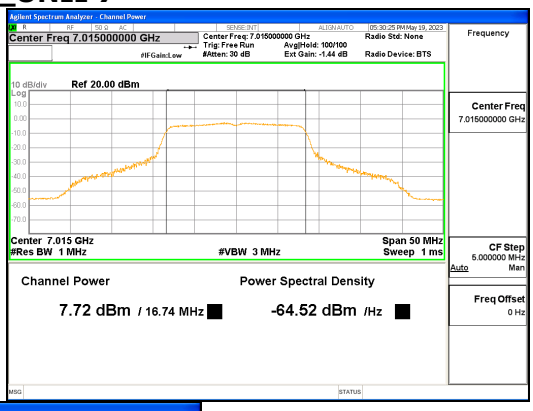

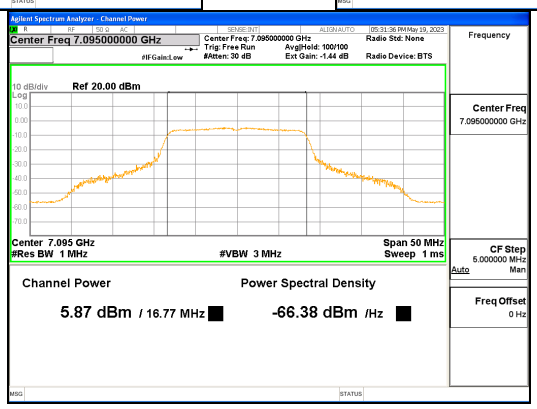

ANT R_802.11a_UNII 8

4.3 Power Spectral Density

Test Procedures

KDB 987594 – Section F
KDB 789033 – Section F (Method SA-2, Maximum Power Spectral Density)
KDB 662911 D01, D02 (Multiple Transmitter Output)
ANSI C63.10-2013 – Section 12.5

The peak power density is measured with a spectrum analyzer connected to the antenna terminal while the EUT is operating in transmission mode at the appropriate frequencies.

Test Settings :

Center frequency = the highest, middle and the lowest channels

a) RBW = 1 MHz

b) VBW = 3 MHz

c) Sweep time = auto

d) Detector = power averaging (rms)

e) Trace mode = Average at least 100

f) Duty cycle factor = 10log(1/x)

Test mode	Duty Cycle Factor (dB)
802.11a	0.13
802.11ax HE20/40/80 26T	0.21
802.11ax HE20/40/80 52T	0.22
802.11ax HE20/40/80 106T	0.24
802.11ax HE20/40/80 242T	0.27
802.11ax HE40/80 484T	0.28
802.11ax HE80 996T	0.29

Limit

Operating Mode	ANT Configuration	ANT Gain (dBi)	Mode	Band	Limit (dBm)
SISO	ANT L, ANT R	0.84, 0.95	802.11a/ax	UNII 5	-1.00 ERIP
				UNII 6	
				UNII 7	
				UNII 8	
MIMO (2Tx)	ANT L + ANT R	3.91	802.11ax	UNII 5	
				UNII 6	
				UNII 7	
				UNII 8	

Note :
Per KDB 662911, the MIMO directional gain is calculated using the following formula, Where G_N is the gain of the nth antenna and N_{ANT}, the total number of antennas used.

$$\text{Directional gain} = 10 \log[(10^{G1/20} + 10^{G2/20} + \ldots + 10^{GN/20})^2 / N_{ANT}] \text{ dBi}$$

Test Data

ANT L(SISO)

Test Mode	Frequency (MHz)	Measured Power Density (dBm)	Duty cycle Factor (dB)	Antenna Gain (dBi)	Result Power Density (dBm)	Limit (dBm)	Margin (dB)
802.11a	5 975 MHz	-3.01	0.13	0.84	-2.04	-1.00	1.04
	6 215 MHz	-2.75	0.13		-1.78	-1.00	0.78
	6 375 MHz	-2.88	0.13		-1.91	-1.00	0.91
	6 455 MHz	-2.54	0.13		-1.57	-1.00	0.57
	6 535 MHz	-2.74	0.13		-1.77	-1.00	0.77
	6 695 MHz	-5.09	0.13		-4.12	-1.00	3.12
	6 855 MHz	-3.45	0.13		-2.48	-1.00	1.48
	6 935 MHz	-2.90	0.13		-1.93	-1.00	0.93
	7 105 MHz	-2.95	0.13		-1.98	-1.00	0.98
	7 095 MHz	-2.66	0.13		-1.69	-1.00	0.69
Measurement uncertainty	± 1.5 dB						

Test Mode	Frequency (MHz)	RU Index	Measured Power Density (dBm)	Duty cycle Factor (dB)	Antenna Gain (dBi)	Result Power Density (dBm)	Limit (dBm)	Margin (dB)
802.11ax _HE20 _26T	5 955	Low	-11.14	0.21	0.84	-10.09	-1.00	9.09
		Mid	-11.87	0.21		-10.82	-1.00	9.82
		High	-11.01	0.21		-9.96	-1.00	8.96
	6 175	Low	-9.41	0.21		-8.36	-1.00	7.36
		Mid	-10.47	0.21		-9.42	-1.00	8.42
		High	-9.26	0.21		-8.21	-1.00	7.21
	6 415	Low	-10.43	0.21		-9.38	-1.00	8.38
		Mid	-11.23	0.21		-10.18	-1.00	9.18
		High	-9.83	0.21		-8.78	-1.00	7.78
	6 435	Low	-9.62	0.21		-8.57	-1.00	7.57
		Mid	-10.51	0.21		-9.46	-1.00	8.46
		High	-11.25	0.21		-10.2	-1.00	9.20
	6 475	Low	-9.48	0.21		-8.43	-1.00	7.43
		Mid	-10.38	0.21		-9.33	-1.00	8.33
		High	-9.16	0.21		-8.11	-1.00	7.11
	6 515	Low	-8.05	0.21		-7	-1.00	6.00
		Mid	-8.93	0.21		-7.88	-1.00	6.88
		High	-8.13	0.21		-7.08	-1.00	6.08
	6 535	Low	-8.57	0.21		-7.52	-1.00	6.52

		Mid	-9.42	0.21		-8.37	-1.00	7.37
		High	-8.49	0.21		-7.44	-1.00	6.44
	6 695	Low	-10.84	0.21		-9.79	-1.00	8.79
		Mid	-11.64	0.21		-10.59	-1.00	9.59
		High	-10.29	0.21		-9.24	-1.00	8.24
	6 855	Low	-9.16	0.21		-8.11	-1.00	7.11
		Mid	-10.23	0.21		-9.18	-1.00	8.18
		High	-9.14	0.21		-8.09	-1.00	7.09
	6 875	Low	-9.21	0.21		-8.16	-1.00	7.16
		Mid	-10.05	0.21		-9	-1.00	8.00
		High	-9.41	0.21		-8.36	-1.00	7.36
	6 995	Low	-10.08	0.21		-9.03	-1.00	8.03
		Mid	-11.34	0.21		-10.29	-1.00	9.29
		High	-10.39	0.21		-9.34	-1.00	8.34
	7 095	Low	-9.84	0.21		-8.79	-1.00	7.79
		Mid	-10.47	0.21		-9.42	-1.00	8.42
		High	-9.61	0.21		-8.56	-1.00	7.56
	7 115	Low	-12.46	0.21		-11.41	-1.00	10.41
		Mid	-15.71	0.21		-14.66	-1.00	13.66
		High	-14.65	0.21		-13.6	-1.00	12.60
Measurement uncertainty			± 1.5 dB					

Test Mode	Frequency (MHz)	RU Index	Measured Power Density (dBm)	Duty cycle Factor (dB)	Antenna Gain (dBi)	Result Power Density (dBm)	Limit (dBm)	Margin (dB)
802.11ax _HE20 _52T	5 955	Low	-11.01	0.22	0.84	-9.95	-1.00	8.95
		Mid	-11.21	0.22		-10.15	-1.00	9.15
		High	-11.25	0.22		-10.19	-1.00	9.19
	6 175	Low	-9.71	0.22		-8.65	-1.00	7.65
		Mid	-9.85	0.22		-8.79	-1.00	7.79
		High	-9.64	0.22		-8.58	-1.00	7.58
	6 415	Low	-10.31	0.22		-9.25	-1.00	8.25
		Mid	-10.37	0.22		-9.31	-1.00	8.31
		High	-10.44	0.22		-9.38	-1.00	8.38
	6 435	Low	-9.61	0.22		-8.55	-1.00	7.55
		Mid	-9.43	0.22		-8.37	-1.00	7.37
		High	-9.64	0.22		-8.58	-1.00	7.58
	6 475	Low	-9.59	0.22		-8.53	-1.00	7.53
		Mid	-9.54	0.22		-8.48	-1.00	7.48

		High	-9.33	0.22		-8.27	-1.00	7.27
	6 515	Low	-8.08	0.22		-7.02	-1.00	6.02
		Mid	-8.25	0.22		-7.19	-1.00	6.19
		High	-8.23	0.22		-7.17	-1.00	6.17
	6 535	Low	-9.00	0.22		-7.94	-1.00	6.94
		Mid	-8.65	0.22		-7.59	-1.00	6.59
		High	-8.79	0.22		-7.73	-1.00	6.73
	6 695	Low	-11.00	0.22		-9.94	-1.00	8.94
		Mid	-11.05	0.22		-9.99	-1.00	8.99
		High	-10.77	0.22		-9.71	-1.00	8.71
	6 855	Low	-9.17	0.22		-8.11	-1.00	7.11
		Mid	-9.09	0.22		-8.03	-1.00	7.03
		High	-9.07	0.22		-8.01	-1.00	7.01
	6 875	Low	-9.33	0.22		-8.27	-1.00	7.27
		Mid	-9.24	0.22		-8.18	-1.00	7.18
		High	-9.30	0.22		-8.24	-1.00	7.24
	6 995	Low	-10.26	0.22		-9.20	-1.00	8.20
		Mid	-10.16	0.22		-9.10	-1.00	8.10
		High	-10.34	0.22		-9.28	-1.00	8.28
	7 095	Low	-9.83	0.22		-8.77	-1.00	7.77
		Mid	-9.85	0.22		-8.79	-1.00	7.79
		High	-9.62	0.22		-8.56	-1.00	7.56
	7 115	Low	-15.25	0.22		-14.19	-1.00	13.19
		Mid	-14.89	0.22		-13.83	-1.00	12.83
		High	-14.95	0.22		-13.89	-1.00	12.89
Measurement uncertainty			± 1.5 dB					

Test Mode	Frequency (MHz)	RU Index	Measured Power Density (dBm)	Duty cycle Factor (dB)	Antenna Gain (dBi)	Result Power Density (dBm)	Limit (dBm)	Margin (dB)
802.11ax _HE20 _106T	5 955	Low	-11.72	0.24	0.84	-10.64	-1.00	9.64
		Mid	-			-		
		High	-11.90	0.24		-10.82	-1.00	9.82
	6 175	Low	-10.13	0.24		-9.05	-1.00	8.05
		Mid	-			-		
		High	-10.30	0.24		-9.22	-1.00	8.22
	6 415	Low	-10.73	0.24		-9.65	-1.00	8.65
		Mid	-			-		
		High	-10.62	0.24		-9.54	-1.00	8.54

	6 435	Low	-10.11	0.24		-9.03	-1.00	8.03
		Mid	-			-		
		High	-9.89	0.24		-8.81	-1.00	7.81
	6 475	Low	-9.83	0.24		-8.75	-1.00	7.75
		Mid	-			-		
		High	-9.90	0.24		-8.82	-1.00	7.82
	6 515	Low	-8.38	0.24		-7.30	-1.00	6.30
		Mid	-			-		
		High	-8.55	0.24		-7.47	-1.00	6.47
	6 535	Low	-9.30	0.24		-8.22	-1.00	7.22
		Mid	-			-		
		High	-8.99	0.24		-7.91	-1.00	6.91
	6 695	Low	-11.26	0.24		-10.18	-1.00	9.18
		Mid	-			-		
		High	-11.43	0.24		-10.35	-1.00	9.35
	6 855	Low	-9.46	0.24		-8.38	-1.00	7.38
		Mid	-			-		
		High	-9.28	0.24		-8.20	-1.00	7.20
	6 875	Low	-9.52	0.24		-8.44	-1.00	7.44
		Mid	-			-		
		High	-9.73	0.24		-8.65	-1.00	7.65
	6 995	Low	-10.91	0.24		-9.83	-1.00	8.83
		Mid	-			-		
		High	-10.70	0.24		-9.62	-1.00	8.62
	7 095	Low	-10.17	0.24		-9.09	-1.00	8.09
		Mid	-			-		
		High	-9.98	0.24		-8.90	-1.00	7.90
	7 115	Low	-16.54	0.24		-15.46	-1.00	14.46
		Mid	-			-		
		High	-16.27	0.24		-15.19	-1.00	14.19
Measurement uncertainty			± 1.5 dB					

Test Mode	Frequency (MHz)	Measured Power Density (dBm)	Duty cycle Factor (dB)	Antenna Gain (dBi)	Result Power Density (dBm)	Limit (dBm)	Margin (dB)
802.11ax _HE20 _242T	5 955	-11.03	0.27	0.84	-9.92	-1.00	8.92
	6 175	-9.22	0.27		-8.11	-1.00	7.11
	6 415	-9.93	0.27		-8.82	-1.00	7.82
	6 435	-9.76	0.27		-8.65	-1.00	7.65
	6 475	-9.72	0.27		-8.61	-1.00	7.61
	6 515	-8.30	0.27		-7.19	-1.00	6.19
	6 535	-9.28	0.27		-8.17	-1.00	7.17
	6 695	-11.41	0.27		-10.30	-1.00	9.30
	6 855	-9.98	0.27		-8.87	-1.00	7.87
	6 875	-9.83	0.27		-8.72	-1.00	7.72
	6 995	-11.42	0.27		-10.31	-1.00	9.31
	7 095	-10.71	0.27		-9.60	-1.00	8.60
	7 115	-13.43	0.27		-12.32	-1.00	11.32
Measurement uncertainty	± 1.5 dB						

Test Mode	Frequency (MHz)	RU Index	Measured Power Density (dBm)	Duty cycle Factor (dB)	Antenna Gain (dBi)	Result Power Density (dBm)	Limit (dBm)	Margin (dB)
802.11ax _HE40 _26T	5 965	Low	-9.75	0.21	0.84	-8.70	-1.00	7.70
		Mid	-9.54	0.21		-8.49	-1.00	7.49
		High	-9.21	0.21		-8.16	-1.00	7.16
	6 165	Low	-9.43	0.21		-8.38	-1.00	7.38
		Mid	-8.97	0.21		-7.92	-1.00	6.92
		High	-9.31	0.21		-8.26	-1.00	7.26
	6 405	Low	-9.86	0.21		-8.81	-1.00	7.81
		Mid	-9.20	0.21		-8.15	-1.00	7.15
		High	-9.41	0.21		-8.36	-1.00	7.36
	6 445	Low	-9.96	0.21		-8.91	-1.00	7.91
		Mid	-9.71	0.21		-8.66	-1.00	7.66
		High	-9.60	0.21		-8.55	-1.00	7.55
	6 485	Low	-9.96	0.21		-8.91	-1.00	7.91
		Mid	-9.71	0.21		-8.66	-1.00	7.66
		High	-9.80	0.21		-8.75	-1.00	7.75
	6 525	Low	-9.99	0.21		-8.94	-1.00	7.94
		Mid	-9.65	0.21		-8.60	-1.00	7.60
		High	-9.86	0.21		-8.81	-1.00	7.81
	6 685	Low	-9.47	0.21		-8.42	-1.00	7.42
		Mid	-9.16	0.21		-8.11	-1.00	7.11
		High	-9.15	0.21		-8.10	-1.00	7.10
	6 845	Low	-9.50	0.21		-8.45	-1.00	7.45
		Mid	-9.52	0.21		-8.47	-1.00	7.47
		High	-9.78	0.21		-8.73	-1.00	7.73
	6 885	Low	-9.66	0.21		-8.61	-1.00	7.61
		Mid	-9.54	0.21		-8.49	-1.00	7.49
		High	-9.61	0.21		-8.56	-1.00	7.56
	7 005	Low	-9.83	0.21		-8.78	-1.00	7.78
		Mid	-9.53	0.21		-8.48	-1.00	7.48
		High	-9.31	0.21		-8.26	-1.00	7.26
	7 085	Low	-9.65	0.21		-8.60	-1.00	7.60
		Mid	-9.46	0.21		-8.41	-1.00	7.41
		High	-10.15	0.21		-9.10	-1.00	8.10
Measurement uncertainty			± 1.5 dB					

Test Mode	Frequency (MHz)	RU Index	Measured Power Density (dBm)	Duty cycle Factor (dB)	Antenna Gain (dBi)	Result Power Density (dBm)	Limit (dBm)	Margin (dB)
802.11ax _HE40 _52T	5 965	Low	-9.65	0.22	0.84	-8.59	-1.00	7.59
		Mid	-9.46	0.22		-8.40	-1.00	7.40
		High	-9.59	0.22		-8.53	-1.00	7.53
	6 165	Low	-9.42	0.22		-8.36	-1.00	7.36
		Mid	-9.07	0.22		-8.01	-1.00	7.01
		High	-9.59	0.22		-8.53	-1.00	7.53
	6 405	Low	-9.78	0.22		-8.72	-1.00	7.72
		Mid	-9.42	0.22		-8.36	-1.00	7.36
		High	-10.01	0.22		-8.95	-1.00	7.95
	6 445	Low	-10.22	0.22		-9.16	-1.00	8.16
		Mid	-9.87	0.22		-8.81	-1.00	7.81
		High	-10.24	0.22		-9.18	-1.00	8.18
	6 485	Low	-9.98	0.22		-8.92	-1.00	7.92
		Mid	-9.86	0.22		-8.80	-1.00	7.80
		High	-9.91	0.22		-8.85	-1.00	7.85
	6 525	Low	-10.14	0.22		-9.08	-1.00	8.08
		Mid	-10.04	0.22		-8.98	-1.00	7.98
		High	-10.14	0.22		-9.08	-1.00	8.08
	6 685	Low	-9.44	0.22		-8.38	-1.00	7.38
		Mid	-9.33	0.22		-8.27	-1.00	7.27
		High	-9.36	0.22		-8.30	-1.00	7.30
	6 845	Low	-9.87	0.22		-8.81	-1.00	7.81
		Mid	-9.71	0.22		-8.65	-1.00	7.65
		High	-10.09	0.22		-9.03	-1.00	8.03
	6 885	Low	-9.71	0.22		-8.65	-1.00	7.65
		Mid	-9.62	0.22		-8.56	-1.00	7.56
		High	-9.66	0.22		-8.60	-1.00	7.60
	7 005	Low	-9.83	0.22		-8.77	-1.00	7.77
		Mid	-9.27	0.22		-8.21	-1.00	7.21
		High	-9.46	0.22		-8.40	-1.00	7.40
	7 085	Low	-9.82	0.22		-8.76	-1.00	7.76
		Mid	-9.61	0.22		-8.55	-1.00	7.55
		High	-9.91	0.22		-8.85	-1.00	7.85
Measurement uncertainty			± 1.5 dB					

Test Mode	Frequency (MHz)	RU Index	Measured Power Density (dBm)	Duty cycle Factor (dB)	Antenna Gain (dBi)	Result Power Density (dBm)	Limit (dBm)	Margin (dB)
802.11ax _HE40 _106T	5 965	Low	-9.89	0.24	0.84	-8.81	-1.00	7.81
		Mid	-10.00	0.24		-8.92	-1.00	7.92
		High	-9.87	0.24		-8.79	-1.00	7.79
	6 165	Low	-9.82	0.24		-8.74	-1.00	7.74
		Mid	-9.78	0.24		-8.70	-1.00	7.70
		High	-9.97	0.24		-8.89	-1.00	7.89
	6 405	Low	-9.99	0.24		-8.91	-1.00	7.91
		Mid	-9.90	0.24		-8.82	-1.00	7.82
		High	-9.99	0.24		-8.91	-1.00	7.91
	6 445	Low	-10.07	0.24		-8.99	-1.00	7.99
		Mid	-10.12	0.24		-9.04	-1.00	8.04
		High	-9.92	0.24		-8.84	-1.00	7.84
	6 485	Low	-10.00	0.24		-8.92	-1.00	7.92
		Mid	-9.84	0.24		-8.76	-1.00	7.76
		High	-9.95	0.24		-8.87	-1.00	7.87
	6 525	Low	-9.90	0.24		-8.82	-1.00	7.82
		Mid	-9.84	0.24		-8.76	-1.00	7.76
		High	-9.91	0.24		-8.83	-1.00	7.83
	6 685	Low	-9.43	0.24		-8.35	-1.00	7.35
		Mid	-9.27	0.24		-8.19	-1.00	7.19
		High	-9.52	0.24		-8.44	-1.00	7.44
	6 845	Low	-9.51	0.24		-8.43	-1.00	7.43
		Mid	-9.63	0.24		-8.55	-1.00	7.55
		High	-9.29	0.24		-8.21	-1.00	7.21
	6 885	Low	-9.41	0.24		-8.33	-1.00	7.33
		Mid	-9.33	0.24		-8.25	-1.00	7.25
		High	-9.52	0.24		-8.44	-1.00	7.44
	7 005	Low	-9.65	0.24		-8.57	-1.00	7.57
		Mid	-9.51	0.24		-8.43	-1.00	7.43
		High	-9.35	0.24		-8.27	-1.00	7.27
	7 085	Low	-9.53	0.24		-8.45	-1.00	7.45
		Mid	-9.70	0.24		-8.62	-1.00	7.62
		High	-9.86	0.24		-8.78	-1.00	7.78
Measurement uncertainty			± 1.5 dB					

Test Mode	Frequency (MHz)	RU Index	Measured Power Density (dBm)	Duty cycle Factor (dB)	Antenna Gain (dBi)	Result Power Density (dBm)	Limit (dBm)	Margin (dB)
802.11ax _HE40 _242T	5 965	Low	-9.97	0.27	0.84	-8.86	-1.00	7.86
		Mid	-			-		
		High	-10.13	0.27		-9.02	-1.00	8.02
	6 165	Low	-9.70	0.27		-8.59	-1.00	7.59
		Mid	-			-		
		High	-9.80	0.27		-8.69	-1.00	7.69
	6 405	Low	-9.74	0.27		-8.63	-1.00	7.63
		Mid	-			-		
		High	-9.92	0.27		-8.81	-1.00	7.81
	6 445	Low	-10.08	0.27		-8.97	-1.00	7.97
		Mid	-			-		
		High	-9.65	0.27		-8.54	-1.00	7.54
	6 485	Low	-10.13	0.27		-9.02	-1.00	8.02
		Mid	-			-		
		High	-9.55	0.27		-8.44	-1.00	7.44
	6 525	Low	-9.88	0.27		-8.77	-1.00	7.77
		Mid	-			-		
		High	-9.91	0.27		-8.80	-1.00	7.80
	6 685	Low	-9.66	0.27		-8.55	-1.00	7.55
		Mid	-			-		
		High	-9.42	0.27		-8.31	-1.00	7.31
	6 845	Low	-9.92	0.27		-8.81	-1.00	7.81
		Mid	-			-		
		High	-10.05	0.27		-8.94	-1.00	7.94
	6 885	Low	-9.60	0.27		-8.49	-1.00	7.49
		Mid	-			-		
		High	-9.65	0.27		-8.54	-1.00	7.54
	7 005	Low	-9.80	0.27		-8.69	-1.00	7.69
		Mid	-			-		
		High	-9.59	0.27		-8.48	-1.00	7.48
	7 085	Low	-9.80	0.27		-8.69	-1.00	7.69
		Mid	-			-		
		High	-9.85	0.27		-8.74	-1.00	7.74
Measurement uncertainty			± 1.5 dB					

Test Mode	Frequency (MHz)	Measured Power Density (dBm)	Duty cycle Factor (dB)	Antenna Gain (dBi)	Result Power Density (dBm)	Limit (dBm)	Margin (dB)
802.11ax _HE40 _484T	5 965	-11.49	0.28	0.84	-10.37	-1.00	9.37
	6 165	-9.55	0.28		-8.43	-1.00	7.43
	6 405	-10.44	0.28		-9.32	-1.00	8.32
	6 445	-9.70	0.28		-8.58	-1.00	7.58
	6 485	-9.94	0.28		-8.82	-1.00	7.82
	6 525	-8.27	0.28		-7.15	-1.00	6.15
	6 685	-9.90	0.28		-8.78	-1.00	7.78
	6 845	-8.26	0.28		-7.14	-1.00	6.14
	6 885	-8.87	0.28		-7.75	-1.00	6.75
	7 005	-10.49	0.28		-9.37	-1.00	8.37
	7 085	-10.21	0.28		-9.09	-1.00	8.09
Measurement uncertainty	± 1.5 dB						

Test Mode	Frequency (MHz)	RU Index	Measured Power Density (dBm)	Duty cycle Factor (dB)	Antenna Gain (dBi)	Result Power Density (dBm)	Limit (dBm)	Margin (dB)
802.11ax _HE80 _26T	5 985	Low	-9.19	0.21	0.84	-8.14	-1.00	7.14
		Mid	-8.98	0.21		-7.93	-1.00	6.93
		High	-9.01	0.21		-7.96	-1.00	6.96
	6 145	Low	-9.17	0.21		-8.12	-1.00	7.12
		Mid	-9.46	0.21		-8.41	-1.00	7.41
		High	-9.10	0.21		-8.05	-1.00	7.05
	6 385	Low	-9.65	0.21		-8.60	-1.00	7.60
		Mid	-9.52	0.21		-8.47	-1.00	7.47
		High	-9.60	0.21		-8.55	-1.00	7.55
	6 465	Low	-9.41	0.21		-8.36	-1.00	7.36
		Mid	-9.35	0.21		-8.30	-1.00	7.30
		High	-9.27	0.21		-8.22	-1.00	7.22
	6 545	Low	-9.15	0.21		-8.10	-1.00	7.10
		Mid	-8.96	0.21		-7.91	-1.00	6.91
		High	-9.22	0.21		-8.17	-1.00	7.17
	6 705	Low	-8.77	0.21		-7.72	-1.00	6.72
		Mid	-8.93	0.21		-7.88	-1.00	6.88
		High	-9.25	0.21		-8.20	-1.00	7.20
	6 865	Low	-9.37	0.21		-8.32	-1.00	7.32
		Mid	-10.00	0.21		-8.95	-1.00	7.95
		High	-9.74	0.21		-8.69	-1.00	7.69
	6 945	Low	-8.94	0.21		-7.89	-1.00	6.89
		Mid	-9.37	0.21		-8.32	-1.00	7.32
		High	-9.15	0.21		-8.10	-1.00	7.10
	7 025	Low	-9.12	0.21		-8.07	-1.00	7.07
		Mid	-8.98	0.21		-7.93	-1.00	6.93
		High	-9.37	0.21		-8.32	-1.00	7.32
Measurement uncertainty			± 1.5 dB					

Test Mode	Frequency (MHz)	RU Index	Measured Power Density (dBm)	Duty cycle Factor (dB)	Antenna Gain (dBi)	Result Power Density (dBm)	Limit (dBm)	Margin (dB)
802.11ax _HE80 _52T	5 985	Low	-9.45	0.22	0.84	-8.39	-1.00	7.39
		Mid	-9.44	0.22		-8.38	-1.00	7.38
		High	-9.28	0.22		-8.22	-1.00	7.22
	6 145	Low	-9.24	0.22		-8.18	-1.00	7.18
		Mid	-9.41	0.22		-8.35	-1.00	7.35
		High	-9.52	0.22		-8.46	-1.00	7.46
	6 385	Low	-9.57	0.22		-8.51	-1.00	7.51
		Mid	-9.71	0.22		-8.65	-1.00	7.65
		High	-9.93	0.22		-8.87	-1.00	7.87
	6 465	Low	-9.71	0.22		-8.65	-1.00	7.65
		Mid	-9.96	0.22		-8.90	-1.00	7.90
		High	-9.48	0.22		-8.42	-1.00	7.42
	6 545	Low	-9.06	0.22		-8.00	-1.00	7.00
		Mid	-9.12	0.22		-8.06	-1.00	7.06
		High	-9.24	0.22		-8.18	-1.00	7.18
	6 705	Low	-9.09	0.22		-8.03	-1.00	7.03
		Mid	-8.92	0.22		-7.86	-1.00	6.86
		High	-9.00	0.22		-7.94	-1.00	6.94
	6 865	Low	-9.18	0.22		-8.12	-1.00	7.12
		Mid	-9.09	0.22		-8.03	-1.00	7.03
		High	-9.28	0.22		-8.22	-1.00	7.22
	6 945	Low	-9.38	0.22		-8.32	-1.00	7.32
		Mid	-9.24	0.22		-8.18	-1.00	7.18
		High	-9.27	0.22		-8.21	-1.00	7.21
	7 025	Low	-9.35	0.22		-8.29	-1.00	7.29
		Mid	-9.18	0.22		-8.12	-1.00	7.12
		High	-9.38	0.22		-8.32	-1.00	7.32
Measurement uncertainty			± 1.5 dB					

Test Mode	Frequency (MHz)	RU Index	Measured Power Density (dBm)	Duty cycle Factor (dB)	Antenna Gain (dBi)	Result Power Density (dBm)	Limit (dBm)	Margin (dB)
802.11ax _HE80 _106T	5 985	Low	-10.65	0.24	0.84	-9.57	-1.00	8.57
		Mid	-10.27	0.24		-9.19	-1.00	8.19
		High	-9.68	0.24		-8.60	-1.00	7.60
	6 145	Low	-9.72	0.24		-8.64	-1.00	7.64
		Mid	-9.80	0.24		-8.72	-1.00	7.72
		High	-9.68	0.24		-8.60	-1.00	7.60
	6 385	Low	-10.05	0.24		-8.97	-1.00	7.97
		Mid	-10.32	0.24		-9.24	-1.00	8.24
		High	-10.36	0.24		-9.28	-1.00	8.28
	6 465	Low	-10.11	0.24		-9.03	-1.00	8.03
		Mid	-10.22	0.24		-9.14	-1.00	8.14
		High	-9.81	0.24		-8.73	-1.00	7.73
	6 545	Low	-9.37	0.24		-8.29	-1.00	7.29
		Mid	-9.51	0.24		-8.43	-1.00	7.43
		High	-9.58	0.24		-8.50	-1.00	7.50
	6 705	Low	-9.68	0.24		-8.60	-1.00	7.60
		Mid	-9.58	0.24		-8.50	-1.00	7.50
		High	-9.57	0.24		-8.49	-1.00	7.49
	6 865	Low	-10.07	0.24		-8.99	-1.00	7.99
		Mid	-9.86	0.24		-8.78	-1.00	7.78
		High	-9.98	0.24		-8.90	-1.00	7.90
	6 945	Low	-8.90	0.24		-7.82	-1.00	6.82
		Mid	-9.05	0.24		-7.97	-1.00	6.97
		High	-9.24	0.24		-8.16	-1.00	7.16
	7 025	Low	-9.18	0.24		-8.10	-1.00	7.10
		Mid	-9.12	0.24		-8.04	-1.00	7.04
		High	-9.00	0.24		-7.92	-1.00	6.92
Measurement uncertainty			± 1.5 dB					

Test Mode	Frequency (MHz)	RU Index	Measured Power Density (dBm)	Duty cycle Factor (dB)	Antenna Gain (dBi)	Result Power Density (dBm)	Limit (dBm)	Margin (dB)
802.11ax _HE80 _242T	5 985	Low	-10.21	0.27	0.84	-9.10	-1.00	8.10
		Mid	-9.97	0.27		-8.86	-1.00	7.86
		High	-9.75	0.27		-8.64	-1.00	7.64
	6 145	Low	-9.71	0.27		-8.60	-1.00	7.60
		Mid	-9.56	0.27		-8.45	-1.00	7.45
		High	-9.86	0.27		-8.75	-1.00	7.75
	6 385	Low	-10.12	0.27		-9.01	-1.00	8.01
		Mid	-10.18	0.27		-9.07	-1.00	8.07
		High	-10.23	0.27		-9.12	-1.00	8.12
	6 465	Low	-10.19	0.27		-9.08	-1.00	8.08
		Mid	-10.35	0.27		-9.24	-1.00	8.24
		High	-9.83	0.27		-8.72	-1.00	7.72
	6 545	Low	-9.56	0.27		-8.45	-1.00	7.45
		Mid	-9.59	0.27		-8.48	-1.00	7.48
		High	-9.58	0.27		-8.47	-1.00	7.47
	6 705	Low	-9.62	0.27		-8.51	-1.00	7.51
		Mid	-9.39	0.27		-8.28	-1.00	7.28
		High	-9.70	0.27		-8.59	-1.00	7.59
	6 865	Low	-9.98	0.27		-8.87	-1.00	7.87
		Mid	-10.15	0.27		-9.04	-1.00	8.04
		High	-10.11	0.27		-9.00	-1.00	8.00
	6 945	Low	-9.51	0.27		-8.40	-1.00	7.40
		Mid	-9.97	0.27		-8.86	-1.00	7.86
		High	-9.76	0.27		-8.65	-1.00	7.65
	7 025	Low	-9.95	0.27		-8.84	-1.00	7.84
		Mid	-10.18	0.27		-9.07	-1.00	8.07
		High	-9.89	0.27		-8.78	-1.00	7.78
Measurement uncertainty			± 1.5 dB					

Test Mode	Frequency (MHz)	RU Index	Measured Power Density (dBm)	Duty cycle Factor (dB)	Antenna Gain (dBi)	Result Power Density (dBm)	Limit (dBm)	Margin (dB)
802.11ax _HE80 _484T	5 985	Low	-10.29	0.28	0.84	-9.17	-1.00	8.17
		Mid	-			-		
		High	-10.19	0.28		-9.07	-1.00	8.07
	6 145	Low	-9.77	0.28		-8.65	-1.00	7.65
		Mid	-			-		
		High	-9.71	0.28		-8.59	-1.00	7.59
	6 385	Low	-10.39	0.28		-9.27	-1.00	8.27
		Mid	-			-		
		High	-10.47	0.28		-9.35	-1.00	8.35
	6 465	Low	-10.04	0.28		-8.92	-1.00	7.92
		Mid	-			-		
		High	-9.82	0.28		-8.70	-1.00	7.70
	6 545	Low	-9.37	0.28		-8.25	-1.00	7.25
		Mid	-			-		
		High	-9.22	0.28		-8.10	-1.00	7.10
	6 705	Low	-9.29	0.28		-8.17	-1.00	7.17
		Mid	-			-		
		High	-9.17	0.28		-8.05	-1.00	7.05
	6 865	Low	-9.69	0.28		-8.57	-1.00	7.57
		Mid	-			-		
		High	-9.71	0.28		-8.59	-1.00	7.59
	6 945	Low	-9.23	0.28		-8.11	-1.00	7.11
		Mid	-			-		
		High	-9.06	0.28		-7.94	-1.00	6.94
	7 025	Low	-9.33	0.28		-8.21	-1.00	7.21
		Mid	-			-		
		High	-9.57	0.28		-8.45	-1.00	7.45
Measurement uncertainty			± 1.5 dB					

Test Mode	Frequency (MHz)	Measured Power Density (dBm)	Duty cycle Factor (dB)	Antenna Gain (dBi)	Result Power Density (dBm)	Limit (dBm)	Margin (dB)
802.11ax _HE80 _996T	5 985	-10.90	0.29	0.84	-9.77	-1.00	8.77
	6 145	-9.01	0.29		-7.88	-1.00	6.88
	6 385	-10.16	0.29		-9.03	-1.00	8.03
	6 465	-8.21	0.29		-7.08	-1.00	6.08
	6 545	-8.61	0.29		-7.48	-1.00	6.48
	6 705	-10.71	0.29		-9.58	-1.00	8.58
	6 865	-9.01	0.29		-7.88	-1.00	6.88
	6 945	-10.05	0.29		-8.92	-1.00	7.92
	7 025	-10.06	0.29		-8.93	-1.00	7.93
Measurement uncertainty		± 1.5 dB					

ANT R(SISO)

Test Mode	Frequency (MHz)	Measured Power Density (dBm)	Duty cycle Factor (dB)	Antenna Gain (dBi)	Result Power Density (dBm)	Limit (dBm)	Margin (dB)
802.11a	5 975 MHz	-3.85	0.13	0.95	-2.77	-1.00	1.77
	6 215 MHz	-2.97	0.13		-1.89	-1.00	0.89
	6 375 MHz	-3.41	0.13		-2.33	-1.00	1.33
	6 455 MHz	-4.20	0.13		-3.12	-1.00	2.12
	6 535 MHz	-4.69	0.13		-3.61	-1.00	2.61
	6 695 MHz	-4.04	0.13		-2.96	-1.00	1.96
	6 855 MHz	-4.36	0.13		-3.28	-1.00	2.28
	6 935 MHz	-2.55	0.13		-1.47	-1.00	0.47
	7 105 MHz	-2.65	0.13		-1.57	-1.00	0.57
	7 095 MHz	-4.59	0.13		-3.51	-1.00	2.51
Measurement uncertainty	± 1.5 dB						

Test Mode	Frequency (MHz)	RU Index	Measured Power Density (dBm)	Duty cycle Factor (dB)	Antenna Gain (dBi)	Result Power Density (dBm)	Limit (dBm)	Margin (dB)
802.11ax _HE20 _26T	5 955	Low	-12.10	0.21	0.95	-10.94	-1.00	9.94
		Mid	-12.90	0.21		-11.74	-1.00	10.74
		High	-11.55	0.21		-10.39	-1.00	9.39
	6 175	Low	-9.80	0.21		-8.64	-1.00	7.64
		Mid	-10.37	0.21		-9.21	-1.00	8.21
		High	-9.73	0.21		-8.57	-1.00	7.57
	6 415	Low	-10.66	0.21		-9.50	-1.00	8.50
		Mid	-11.38	0.21		-10.22	-1.00	9.22
		High	-10.33	0.21		-9.17	-1.00	8.17
	6 435	Low	-10.73	0.21		-9.57	-1.00	8.57
		Mid	-11.78	0.21		-10.62	-1.00	9.62
		High	-9.57	0.21		-8.41	-1.00	7.41
	6 475	Low	-10.64	0.21		-9.48	-1.00	8.48
		Mid	-11.88	0.21		-10.72	-1.00	9.72
		High	-10.71	0.21		-9.55	-1.00	8.55
	6 515	Low	-10.53	0.21		-9.37	-1.00	8.37
		Mid	-11.61	0.21		-10.45	-1.00	9.45
		High	-10.68	0.21		-9.52	-1.00	8.52
	6 535	Low	-11.30	0.21		-10.14	-1.00	9.14
		Mid	-12.20	0.21		-11.04	-1.00	10.04

		High	-10.89	0.21		-9.73	-1.00	8.73
	6 695	Low	-10.83	0.21		-9.67	-1.00	8.67
		Mid	-11.42	0.21		-10.26	-1.00	9.26
		High	-10.78	0.21		-9.62	-1.00	8.62
	6 855	Low	-10.08	0.21		-8.92	-1.00	7.92
		Mid	-10.99	0.21		-9.83	-1.00	8.83
		High	-9.75	0.21		-8.59	-1.00	7.59
	6 875	Low	-10.47	0.21		-9.31	-1.00	8.31
		Mid	-11.47	0.21		-10.31	-1.00	9.31
		High	-10.51	0.21		-9.35	-1.00	8.35
	6 995	Low	-9.09	0.21		-7.93	-1.00	6.93
		Mid	-10.35	0.21		-9.19	-1.00	8.19
		High	-8.90	0.21		-7.74	-1.00	6.74
	7 095	Low	-11.07	0.21		-9.91	-1.00	8.91
		Mid	-12.01	0.21		-10.85	-1.00	9.85
		High	-11.23	0.21		-10.07	-1.00	9.07
	7 115	Low	-14.26	0.21		-13.10	-1.00	12.10
		Mid	-13.24	0.21		-12.08	-1.00	11.08
		High	-12.55	0.21		-11.39	-1.00	10.39
Measurement uncertainty			± 1.5 dB					

Test Mode	Frequency (MHz)	RU Index	Measured Power Density (dBm)	Duty cycle Factor (dB)	Antenna Gain (dBi)	Result Power Density (dBm)	Limit (dBm)	Margin (dB)
802.11ax _HE20 _52T	5 955	Low	-12.21	0.22	0.95	-11.04	-1.00	10.04
		Mid	-12.15	0.22		-10.98	-1.00	9.98
		High	-12.24	0.22		-11.07	-1.00	10.07
	6 175	Low	-10.12	0.22		-8.95	-1.00	7.95
		Mid	-10.13	0.22		-8.96	-1.00	7.96
		High	-9.89	0.22		-8.72	-1.00	7.72
	6 415	Low	-10.86	0.22		-9.69	-1.00	8.69
		Mid	-10.80	0.22		-9.63	-1.00	8.63
		High	-10.79	0.22		-9.62	-1.00	8.62
	6 435	Low	-10.95	0.22		-9.78	-1.00	8.78
		Mid	-10.93	0.22		-9.76	-1.00	8.76
		High	-11.10	0.22		-9.93	-1.00	8.93
	6 475	Low	-11.12	0.22		-9.95	-1.00	8.95
		Mid	-11.04	0.22		-9.87	-1.00	8.87
		High	-11.15	0.22		-9.98	-1.00	8.98

	6 515	Low	-10.86	0.22		-9.69	-1.00	8.69
		Mid	-10.92	0.22		-9.75	-1.00	8.75
		High	-11.09	0.22		-9.92	-1.00	8.92
	6 535	Low	-11.58	0.22		-10.41	-1.00	9.41
		Mid	-11.26	0.22		-10.09	-1.00	9.09
		High	-11.34	0.22		-10.17	-1.00	9.17
	6 695	Low	-10.81	0.22		-9.64	-1.00	8.64
		Mid	-10.89	0.22		-9.72	-1.00	8.72
		High	-10.90	0.22		-9.73	-1.00	8.73
	6 855	Low	-10.75	0.22		-9.58	-1.00	8.58
		Mid	-10.18	0.22		-9.01	-1.00	8.01
		High	-10.26	0.22		-9.09	-1.00	8.09
	6 875	Low	-10.64	0.22		-9.47	-1.00	8.47
		Mid	-10.76	0.22		-9.59	-1.00	8.59
		High	-10.76	0.22		-9.59	-1.00	8.59
	6 995	Low	-9.42	0.22		-8.25	-1.00	7.25
		Mid	-9.06	0.22		-7.89	-1.00	6.89
		High	-9.00	0.22		-7.83	-1.00	6.83
	7 095	Low	-11.26	0.22		-10.09	-1.00	9.09
		Mid	-11.65	0.22		-10.48	-1.00	9.48
		High	-11.28	0.22		-10.11	-1.00	9.11
	7 115	Low	-12.54	0.22		-11.37	-1.00	10.37
		Mid	-12.39	0.22		-11.22	-1.00	10.22
		High	-12.28	0.22		-11.11	-1.00	10.11
Measurement uncertainty			± 1.5 dB					

Test Mode	Frequency (MHz)	RU Index	Measured Power Density (dBm)	Duty cycle Factor (dB)	Antenna Gain (dBi)	Result Power Density (dBm)	Limit (dBm)	Margin (dB)
802.11ax _HE20 _106T	5 955	Low	-11.43	0.24	0.95	-10.24	-1.00	9.24
		Mid	-			-		
		High	-11.51	0.24		-10.32	-1.00	9.32
	6 175	Low	-9.79	0.24		-8.60	-1.00	7.60
		Mid	-			-		
		High	-9.72	0.24		-8.53	-1.00	7.53
	6 415	Low	-10.50	0.24		-9.31	-1.00	8.31
		Mid	-			-		
		High	-10.59	0.24		-9.40	-1.00	8.40
	6 435	Low	-11.05	0.24		-9.86	-1.00	8.86

		Mid	-			-		
		High	-11.03	0.24		-9.84	-1.00	8.84
	6 475	Low	-11.37	0.24		-10.18	-1.00	9.18
		Mid	-			-		
		High	-11.28	0.24		-10.09	-1.00	9.09
	6 515	Low	-11.03	0.24		-9.84	-1.00	8.84
		Mid	-			-		
		High	-11.07	0.24		-9.88	-1.00	8.88
	6 535	Low	-11.63	0.24		-10.44	-1.00	9.44
		Mid	-			-		
		High	-11.70	0.24		-10.51	-1.00	9.51
	6 695	Low	-11.29	0.24		-10.10	-1.00	9.10
		Mid	-			-		
		High	-11.08	0.24		-9.89	-1.00	8.89
	6 855	Low	-11.04	0.24		-9.85	-1.00	8.85
		Mid	-			-		
		High	-10.76	0.24		-9.57	-1.00	8.57
	6 875	Low	-11.31	0.24		-10.12	-1.00	9.12
		Mid	-			-		
		High	-11.58	0.24		-10.39	-1.00	9.39
	6 995	Low	-10.02	0.24		-8.83	-1.00	7.83
		Mid	-			-		
		High	-9.74	0.24		-8.55	-1.00	7.55
	7 095	Low	-11.72	0.24		-10.53	-1.00	9.53
		Mid	-			-		
		High	-11.79	0.24		-10.60	-1.00	9.60
	7 115	Low	-14.29	0.24		-13.10	-1.00	12.10
		Mid	-			-		
		High	-14.04	0.24		-12.85	-1.00	11.85
Measurement uncertainty			± 1.5 dB					

Test Mode	Frequency (MHz)	Measured Power Density (dBm)	Duty cycle Factor (dB)	Antenna Gain (dBi)	Result Power Density (dBm)	Limit (dBm)	Margin (dB)
802.11ax _HE20 _242T	5 955	-10.73	0.27	0.95	-9.51	-1.00	8.51
	6 175	-8.93	0.27		-7.71	-1.00	6.71
	6 415	-10.01	0.27		-8.79	-1.00	7.79
	6 435	-10.58	0.27		-9.36	-1.00	8.36
	6 475	-10.77	0.27		-9.55	-1.00	8.55
	6 515	-10.83	0.27		-9.61	-1.00	8.61
	6 535	-11.01	0.27		-9.79	-1.00	8.79
	6 695	-10.57	0.27		-9.35	-1.00	8.35
	6 855	-10.76	0.27		-9.54	-1.00	8.54
	6 875	-10.99	0.27		-9.77	-1.00	8.77
	6 995	-9.76	0.27		-8.54	-1.00	7.54
	7 095	-11.59	0.27		-10.37	-1.00	9.37
	7 115	-10.35	0.27		-9.13	-1.00	8.13
Measurement uncertainty	± 1.5 dB						

Test Mode	Frequency (MHz)	RU Index	Measured Power Density (dBm)	Duty cycle Factor (dB)	Antenna Gain (dBi)	Result Power Density (dBm)	Limit (dBm)	Margin (dB)
802.11ax _HE40 _26T	5 965	Low	-10.12	0.21	0.95	-8.96	-1.00	7.96
		Mid	-9.73	0.21		-8.57	-1.00	7.57
		High	-10.07	0.21		-8.91	-1.00	7.91
	6 165	Low	-9.89	0.21		-8.73	-1.00	7.73
		Mid	-9.47	0.21		-8.31	-1.00	7.31
		High	-9.75	0.21		-8.59	-1.00	7.59
	6 405	Low	-10.24	0.21		-9.08	-1.00	8.08
		Mid	-9.42	0.21		-8.26	-1.00	7.26
		High	-9.96	0.21		-8.80	-1.00	7.80
	6 445	Low	-10.69	0.21		-9.53	-1.00	8.53
		Mid	-10.10	0.21		-8.94	-1.00	7.94
		High	-10.74	0.21		-9.58	-1.00	8.58
	6 485	Low	-10.30	0.21		-9.14	-1.00	8.14
		Mid	-10.24	0.21		-9.08	-1.00	8.08
		High	-10.63	0.21		-9.47	-1.00	8.47
	6 525	Low	-10.96	0.21		-9.80	-1.00	8.80
		Mid	-10.66	0.21		-9.50	-1.00	8.50
		High	-10.75	0.21		-9.59	-1.00	8.59
	6 685	Low	-10.62	0.21		-9.46	-1.00	8.46
		Mid	-10.24	0.21		-9.08	-1.00	8.08
		High	-10.07	0.21		-8.91	-1.00	7.91
	6 845	Low	-10.26	0.21		-9.10	-1.00	8.10
		Mid	-10.19	0.21		-9.03	-1.00	8.03
		High	-9.84	0.21		-8.68	-1.00	7.68
	6 885	Low	-10.55	0.21		-9.39	-1.00	8.39
		Mid	-10.42	0.21		-9.26	-1.00	8.26
		High	-10.10	0.21		-8.94	-1.00	7.94
	7 005	Low	-10.49	0.21		-9.33	-1.00	8.33
		Mid	-10.06	0.21		-8.90	-1.00	7.90
		High	-9.96	0.21		-8.80	-1.00	7.80
	7 085	Low	-10.86	0.21		-9.70	-1.00	8.70
		Mid	-9.88	0.21		-8.72	-1.00	7.72
		High	-10.08	0.21		-8.92	-1.00	7.92
Measurement uncertainty			± 1.5 dB					

Test Mode	Frequency (MHz)	RU Index	Measured Power Density (dBm)	Duty cycle Factor (dB)	Antenna Gain (dBi)	Result Power Density (dBm)	Limit (dBm)	Margin (dB)
802.11ax _HE40 _52T	5 965	Low	-10.25	0.22	0.95	-9.08	-1.00	8.08
		Mid	-10.03	0.22		-8.86	-1.00	7.86
		High	-10.04	0.22		-8.87	-1.00	7.87
	6 165	Low	-10.17	0.22		-9.00	-1.00	8.00
		Mid	-9.88	0.22		-8.71	-1.00	7.71
		High	-9.92	0.22		-8.75	-1.00	7.75
	6 405	Low	-10.22	0.22		-9.05	-1.00	8.05
		Mid	-9.94	0.22		-8.77	-1.00	7.77
		High	-10.23	0.22		-9.06	-1.00	8.06
	6 445	Low	-10.65	0.22		-9.48	-1.00	8.48
		Mid	-10.27	0.22		-9.10	-1.00	8.10
		High	-10.87	0.22		-9.70	-1.00	8.70
	6 485	Low	-10.91	0.22		-9.74	-1.00	8.74
		Mid	-10.50	0.22		-9.33	-1.00	8.33
		High	-10.78	0.22		-9.61	-1.00	8.61
	6 525	Low	-10.98	0.22		-9.81	-1.00	8.81
		Mid	-10.73	0.22		-9.56	-1.00	8.56
		High	-10.64	0.22		-9.47	-1.00	8.47
	6 685	Low	-10.60	0.22		-9.43	-1.00	8.43
		Mid	-10.22	0.22		-9.05	-1.00	8.05
		High	-10.47	0.22		-9.30	-1.00	8.30
	6 845	Low	-10.96	0.22		-9.79	-1.00	8.79
		Mid	-10.45	0.22		-9.28	-1.00	8.28
		High	-10.45	0.22		-9.28	-1.00	8.28
	6 885	Low	-10.79	0.22		-9.62	-1.00	8.62
		Mid	-10.58	0.22		-9.41	-1.00	8.41
		High	-10.42	0.22		-9.25	-1.00	8.25
	7 005	Low	-10.48	0.22		-9.31	-1.00	8.31
		Mid	-9.92	0.22		-8.75	-1.00	7.75
		High	-9.98	0.22		-8.81	-1.00	7.81
	7 085	Low	-10.65	0.22		-9.48	-1.00	8.48
		Mid	-10.03	0.22		-8.86	-1.00	7.86
		High	-10.17	0.22		-9.00	-1.00	8.00
Measurement uncertainty			± 1.5 dB					

Test Mode	Frequency (MHz)	RU Index	Measured Power Density (dBm)	Duty cycle Factor (dB)	Antenna Gain (dBi)	Result Power Density (dBm)	Limit (dBm)	Margin (dB)
802.11ax _HE40 _106T	5 965	Low	-10.61	0.24	0.95	-9.42	-1.00	8.42
		Mid	-10.49	0.24		-9.30	-1.00	8.30
		High	-10.55	0.24		-9.36	-1.00	8.36
	6 165	Low	-10.07	0.24		-8.88	-1.00	7.88
		Mid	-10.14	0.24		-8.95	-1.00	7.95
		High	-10.30	0.24		-9.11	-1.00	8.11
	6 405	Low	-10.14	0.24		-8.95	-1.00	7.95
		Mid	-10.47	0.24		-9.28	-1.00	8.28
		High	-10.37	0.24		-9.18	-1.00	8.18
	6 445	Low	-10.35	0.24		-9.16	-1.00	8.16
		Mid	-10.35	0.24		-9.16	-1.00	8.16
		High	-10.51	0.24		-9.32	-1.00	8.32
	6 485	Low	-10.37	0.24		-9.18	-1.00	8.18
		Mid	-10.24	0.24		-9.05	-1.00	8.05
		High	-10.33	0.24		-9.14	-1.00	8.14
	6 525	Low	-10.41	0.24		-9.22	-1.00	8.22
		Mid	-10.50	0.24		-9.31	-1.00	8.31
		High	-10.46	0.24		-9.27	-1.00	8.27
	6 685	Low	-10.68	0.24		-9.49	-1.00	8.49
		Mid	-10.16	0.24		-8.97	-1.00	7.97
		High	-10.36	0.24		-9.17	-1.00	8.17
	6 845	Low	-10.26	0.24		-9.07	-1.00	8.07
		Mid	-9.89	0.24		-8.70	-1.00	7.70
		High	-9.76	0.24		-8.57	-1.00	7.57
	6 885	Low	-10.18	0.24		-8.99	-1.00	7.99
		Mid	-10.04	0.24		-8.85	-1.00	7.85
		High	-10.01	0.24		-8.82	-1.00	7.82
	7 005	Low	-10.10	0.24		-8.91	-1.00	7.91
		Mid	-9.71	0.24		-8.52	-1.00	7.52
		High	-9.64	0.24		-8.45	-1.00	7.45
	7 085	Low	-10.23	0.24		-9.04	-1.00	8.04
		Mid	-10.02	0.24		-8.83	-1.00	7.83
		High	-10.29	0.24		-9.10	-1.00	8.10
Measurement uncertainty			± 1.5 dB					

Test Mode	Frequency (MHz)	RU Index	Measured Power Density (dBm)	Duty cycle Factor (dB)	Antenna Gain (dBi)	Result Power Density (dBm)	Limit (dBm)	Margin (dB)
802.11ax _HE40 _242T	5 965	Low	-9.27	0.27	0.95	-8.05	-1.00	7.05
		Mid	-			-		
		High	-9.09	0.27		-7.87	-1.00	6.87
	6 165	Low	-9.30	0.27		-8.08	-1.00	7.08
		Mid	-			-		
		High	-9.32	0.27		-8.10	-1.00	7.10
	6 405	Low	-9.74	0.27		-8.52	-1.00	7.52
		Mid	-			-		
		High	-9.93	0.27		-8.71	-1.00	7.71
	6 445	Low	-9.97	0.27		-8.75	-1.00	7.75
		Mid	-			-		
		High	-10.02	0.27		-8.80	-1.00	7.80
	6 485	Low	-9.96	0.27		-8.74	-1.00	7.74
		Mid	-			-		
		High	-10.01	0.27		-8.79	-1.00	7.79
	6 525	Low	-10.18	0.27		-8.96	-1.00	7.96
		Mid	-			-		
		High	-9.78	0.27		-8.56	-1.00	7.56
	6 685	Low	-9.98	0.27		-8.76	-1.00	7.76
		Mid	-			-		
		High	-9.85	0.27		-8.63	-1.00	7.63
	6 845	Low	-10.18	0.27		-8.96	-1.00	7.96
		Mid	-			-		
		High	-10.10	0.27		-8.88	-1.00	7.88
	6 885	Low	-9.92	0.27		-8.70	-1.00	7.70
		Mid	-			-		
		High	-9.86	0.27		-8.64	-1.00	7.64
	7 005	Low	-9.32	0.27		-8.10	-1.00	7.10
		Mid	-			-		
		High	-9.54	0.27		-8.32	-1.00	7.32
	7 085	Low	-9.49	0.27		-8.27	-1.00	7.27
		Mid	-			-		
		High	-9.51	0.27		-8.29	-1.00	7.29
Measurement uncertainty			± 1.5 dB					

Test Mode	Frequency (MHz)	Measured Power Density (dBm)	Duty cycle Factor (dB)	Antenna Gain (dBi)	Result Power Density (dBm)	Limit (dBm)	Margin (dB)
802.11ax _HE40 _484T	5 965	-11.34	0.28	0.95	-10.11	-1.00	9.11
	6 165	-9.65	0.28		-8.42	-1.00	7.42
	6 405	-10.43	0.28		-9.20	-1.00	8.20
	6 445	-10.58	0.28		-9.35	-1.00	8.35
	6 485	-10.79	0.28		-9.56	-1.00	8.56
	6 525	-10.46	0.28		-9.23	-1.00	8.23
	6 685	-9.55	0.28		-8.32	-1.00	7.32
	6 845	-10.98	0.28		-9.75	-1.00	8.75
	6 885	-9.86	0.28		-8.63	-1.00	7.63
	7 005	-9.28	0.28		-8.05	-1.00	7.05
	7 085	-10.86	0.28		-9.63	-1.00	8.63
Measurement uncertainty	± 1.5 dB						

Test Mode	Frequency (MHz)	RU Index	Measured Power Density (dBm)	Duty cycle Factor (dB)	Antenna Gain (dBi)	Result Power Density (dBm)	Limit (dBm)	Margin (dB)
802.11ax _HE80 _26T	5 985	Low	-10.23	0.21	0.95	-9.07	-1.00	8.07
		Mid	-10.21	0.21		-9.05	-1.00	8.05
		High	-10.18	0.21		-9.02	-1.00	8.02
	6 145	Low	-9.63	0.21		-8.47	-1.00	7.47
		Mid	-9.70	0.21		-8.54	-1.00	7.54
		High	-9.63	0.21		-8.47	-1.00	7.47
	6 385	Low	-9.90	0.21		-8.74	-1.00	7.74
		Mid	-10.43	0.21		-9.27	-1.00	8.27
		High	-10.15	0.21		-8.99	-1.00	7.99
	6 465	Low	-10.09	0.21		-8.93	-1.00	7.93
		Mid	-10.37	0.21		-9.21	-1.00	8.21
		High	-10.46	0.21		-9.30	-1.00	8.30
	6 545	Low	-10.26	0.21		-9.10	-1.00	8.10
		Mid	-9.72	0.21		-8.56	-1.00	7.56
		High	-10.28	0.21		-9.12	-1.00	8.12
	6 705	Low	-10.10	0.21		-8.94	-1.00	7.94
		Mid	-10.00	0.21		-8.84	-1.00	7.84
		High	-9.86	0.21		-8.70	-1.00	7.70
	6 865	Low	-10.40	0.21		-9.24	-1.00	8.24
		Mid	-10.39	0.21		-9.23	-1.00	8.23
		High	-10.67	0.21		-9.51	-1.00	8.51
	6 945	Low	-10.04	0.21		-8.88	-1.00	7.88
		Mid	-10.04	0.21		-8.88	-1.00	7.88
		High	-10.02	0.21		-8.86	-1.00	7.86
	7 025	Low	-9.65	0.21		-8.49	-1.00	7.49
		Mid	-9.74	0.21		-8.58	-1.00	7.58
		High	-9.77	0.21		-8.61	-1.00	7.61
Measurement uncertainty			± 1.5 dB					

Test Mode	Frequency (MHz)	RU Index	Measured Power Density (dBm)	Duty cycle Factor (dB)	Antenna Gain (dBi)	Result Power Density (dBm)	Limit (dBm)	Margin (dB)
802.11ax _HE80 _52T	5 985	Low	-10.19	0.22	0.95	-9.02	-1.00	8.02
		Mid	-10.44	0.22		-9.27	-1.00	8.27
		High	-10.14	0.22		-8.97	-1.00	7.97
	6 145	Low	-9.87	0.22		-8.70	-1.00	7.70
		Mid	-9.74	0.22		-8.57	-1.00	7.57
		High	-10.46	0.22		-9.29	-1.00	8.29
	6 385	Low	-9.80	0.22		-8.63	-1.00	7.63
		Mid	-10.33	0.22		-9.16	-1.00	8.16
		High	-10.23	0.22		-9.06	-1.00	8.06
	6 465	Low	-10.18	0.22		-9.01	-1.00	8.01
		Mid	-10.36	0.22		-9.19	-1.00	8.19
		High	-10.32	0.22		-9.15	-1.00	8.15
	6 545	Low	-10.09	0.22		-8.92	-1.00	7.92
		Mid	-10.05	0.22		-8.88	-1.00	7.88
		High	-9.46	0.22		-8.29	-1.00	7.29
	6 705	Low	-10.53	0.22		-9.36	-1.00	8.36
		Mid	-9.87	0.22		-8.70	-1.00	7.70
		High	-9.91	0.22		-8.74	-1.00	7.74
	6 865	Low	-10.03	0.22		-8.86	-1.00	7.86
		Mid	-10.34	0.22		-9.17	-1.00	8.17
		High	-10.11	0.22		-8.94	-1.00	7.94
	6 945	Low	-10.11	0.22		-8.94	-1.00	7.94
		Mid	-10.49	0.22		-9.32	-1.00	8.32
		High	-10.25	0.22		-9.08	-1.00	8.08
	7 025	Low	-9.72	0.22		-8.55	-1.00	7.55
		Mid	-10.00	0.22		-8.83	-1.00	7.83
		High	-10.24	0.22		-9.07	-1.00	8.07
Measurement uncertainty			± 1.5 dB					

Test Mode	Frequency (MHz)	RU Index	Measured Power Density (dBm)	Duty cycle Factor (dB)	Antenna Gain (dBi)	Result Power Density (dBm)	Limit (dBm)	Margin (dB)
802.11ax _HE80 _106T	5 985	Low	-9.55	0.24	0.95	-8.36	-1.00	7.36
		Mid	-9.69	0.24		-8.50	-1.00	7.50
		High	-9.43	0.24		-8.24	-1.00	7.24
	6 145	Low	-9.66	0.24		-8.47	-1.00	7.47
		Mid	-9.99	0.24		-8.80	-1.00	7.80
		High	-9.39	0.24		-8.20	-1.00	7.20
	6 385	Low	-10.17	0.24		-8.98	-1.00	7.98
		Mid	-10.23	0.24		-9.04	-1.00	8.04
		High	-10.12	0.24		-8.93	-1.00	7.93
	6 465	Low	-10.11	0.24		-8.92	-1.00	7.92
		Mid	-10.22	0.24		-9.03	-1.00	8.03
		High	-9.99	0.24		-8.80	-1.00	7.80
	6 545	Low	-9.99	0.24		-8.80	-1.00	7.80
		Mid	-9.82	0.24		-8.63	-1.00	7.63
		High	-9.72	0.24		-8.53	-1.00	7.53
	6 705	Low	-9.96	0.24		-8.77	-1.00	7.77
		Mid	-9.85	0.24		-8.66	-1.00	7.66
		High	-9.85	0.24		-8.66	-1.00	7.66
	6 865	Low	-10.50	0.24		-9.31	-1.00	8.31
		Mid	-10.38	0.24		-9.19	-1.00	8.19
		High	-10.61	0.24		-9.42	-1.00	8.42
	6 945	Low	-10.03	0.24		-8.84	-1.00	7.84
		Mid	-10.29	0.24		-9.10	-1.00	8.10
		High	-10.03	0.24		-8.84	-1.00	7.84
	7 025	Low	-9.91	0.24		-8.72	-1.00	7.72
		Mid	-10.04	0.24		-8.85	-1.00	7.85
		High	-10.17	0.24		-8.98	-1.00	7.98
Measurement uncertainty			± 1.5 dB					

Test Mode	Frequency (MHz)	RU Index	Measured Power Density (dBm)	Duty cycle Factor (dB)	Antenna Gain (dBi)	Result Power Density (dBm)	Limit (dBm)	Margin (dB)
802.11ax _HE80 _242T	5 985	Low	-9.38	0.27	0.95	-8.16	-1.00	7.16
		Mid	-9.50	0.27		-8.28	-1.00	7.28
		High	-9.65	0.27		-8.43	-1.00	7.43
	6 145	Low	-9.53	0.27		-8.31	-1.00	7.31
		Mid	-9.87	0.27		-8.65	-1.00	7.65
		High	-9.54	0.27		-8.32	-1.00	7.32
	6 385	Low	-10.20	0.27		-8.98	-1.00	7.98
		Mid	-10.32	0.27		-9.10	-1.00	8.10
		High	-10.26	0.27		-9.04	-1.00	8.04
	6 465	Low	-10.21	0.27		-8.99	-1.00	7.99
		Mid	-10.40	0.27		-9.18	-1.00	8.18
		High	-10.03	0.27		-8.81	-1.00	7.81
	6 545	Low	-9.93	0.27		-8.71	-1.00	7.71
		Mid	-10.14	0.27		-8.92	-1.00	7.92
		High	-9.68	0.27		-8.46	-1.00	7.46
	6 705	Low	-9.92	0.27		-8.70	-1.00	7.70
		Mid	-10.00	0.27		-8.78	-1.00	7.78
		High	-9.77	0.27		-8.55	-1.00	7.55
	6 865	Low	-10.76	0.27		-9.54	-1.00	8.54
		Mid	-10.95	0.27		-9.73	-1.00	8.73
		High	-10.83	0.27		-9.61	-1.00	8.61
	6 945	Low	-9.86	0.27		-8.64	-1.00	7.64
		Mid	-10.35	0.27		-9.13	-1.00	8.13
		High	-10.23	0.27		-9.01	-1.00	8.01
	7 025	Low	-10.12	0.27		-8.90	-1.00	7.90
		Mid	-10.05	0.27		-8.83	-1.00	7.83
		High	-10.07	0.27		-8.85	-1.00	7.85
Measurement uncertainty			± 1.5 dB					

Test Mode	Frequency (MHz)	RU Index	Measured Power Density (dBm)	Duty cycle Factor (dB)	Antenna Gain (dBi)	Result Power Density (dBm)	Limit (dBm)	Margin (dB)
802.11ax _HE80 _484T	5 985	Low	-9.63	0.28	0.95	-8.40	-1.00	7.40
		Mid	-			-		
		High	-9.57	0.28		-8.34	-1.00	7.34
	6 145	Low	-10.06	0.28		-8.83	-1.00	7.83
		Mid	-			-		
		High	-9.90	0.28		-8.67	-1.00	7.67
	6 385	Low	-10.39	0.28		-9.16	-1.00	8.16
		Mid	-			-		
		High	-10.27	0.28		-9.04	-1.00	8.04
	6 465	Low	-10.02	0.28		-8.79	-1.00	7.79
		Mid	-			-		
		High	-9.78	0.28		-8.55	-1.00	7.55
	6 545	Low	-9.69	0.28		-8.46	-1.00	7.46
		Mid	-			-		
		High	-9.46	0.28		-8.23	-1.00	7.23
	6 705	Low	-9.57	0.28		-8.34	-1.00	7.34
		Mid	-			-		
		High	-9.47	0.28		-8.24	-1.00	7.24
	6 865	Low	-10.17	0.28		-8.94	-1.00	7.94
		Mid	-			-		
		High	-10.01	0.28		-8.78	-1.00	7.78
	6 945	Low	-9.83	0.28		-8.60	-1.00	7.60
		Mid	-			-		
		High	-9.80	0.28		-8.57	-1.00	7.57
	7 025	Low	-9.55	0.28		-8.32	-1.00	7.32
		Mid	-			-		
		High	-9.86	0.28		-8.63	-1.00	7.63
Measurement uncertainty			± 1.5 dB					

Test Mode	Frequency (MHz)	Measured Power Density (dBm)	Duty cycle Factor (dB)	Antenna Gain (dBi)	Result Power Density (dBm)	Limit (dBm)	Margin (dB)
802.11ax _HE80 _996T	5 985	-11.13	0.29	0.95	-9.89	-1.00	8.89
	6 145	-10.19	0.29		-8.95	-1.00	7.95
	6 385	-11.32	0.29		-10.08	-1.00	9.08
	6 465	-10.06	0.29		-8.82	-1.00	7.82
	6 545	-10.31	0.29		-9.07	-1.00	8.07
	6 705	-9.74	0.29		-8.50	-1.00	7.50
	6 865	-10.42	0.29		-9.18	-1.00	8.18
	6 945	-9.19	0.29		-7.95	-1.00	6.95
	7 025	-9.56	0.29		-8.32	-1.00	7.32
Measurement uncertainty		± 1.5 dB					

ANT L + ANT R(MIMO)

Test Mode	Frequency (MHz)	RU Index	Power Density (dBm)			Duty cycle Factor (dB)	Antenna Gain (dBi)	Result Power Density (dBm)	Limit (dBm)	Margin (dB)
			ANT L	ANT R	ANT L + ANT R					
802.11 ax _HE20 _26T	5 955	Low	-11.14	-12.10	-8.58	0.21	3.91	-4.46	-1.00	3.46
		Mid	-11.87	-12.90	-9.34	0.21		-5.22	-1.00	4.22
		High	-11.01	-11.55	-8.26	0.21		-4.14	-1.00	3.14
	6 175	Low	-9.41	-9.80	-6.59	0.21		-2.47	-1.00	1.47
		Mid	-10.47	-10.37	-7.41	0.21		-3.29	-1.00	2.29
		High	-9.26	-9.73	-6.48	0.21		-2.36	-1.00	1.36
	6 415	Low	-10.43	-10.66	-7.53	0.21		-3.41	-1.00	2.41
		Mid	-11.23	-11.38	-8.29	0.21		-4.17	-1.00	3.17
		High	-9.83	-10.33	-7.06	0.21		-2.94	-1.00	1.94
	6 435	Low	-9.62	-10.73	-7.13	0.21		-3.01	-1.00	2.01
		Mid	-10.51	-11.78	-8.09	0.21		-3.97	-1.00	2.97
		High	-11.25	-9.57	-7.32	0.21		-3.20	-1.00	2.20
	6 475	Low	-9.48	-10.64	-7.01	0.21		-2.89	-1.00	1.89
		Mid	-10.38	-11.88	-8.06	0.21		-3.94	-1.00	2.94
		High	-9.16	-10.71	-6.86	0.21		-2.74	-1.00	1.74
	6 515	Low	-8.05	-10.53	-6.11	0.21		-1.99	-1.00	0.99
		Mid	-8.93	-11.61	-7.06	0.21		-2.94	-1.00	1.94
		High	-8.13	-10.68	-6.21	0.21		-2.09	-1.00	1.09
	6 535	Low	-8.57	-11.30	-6.71	0.21		-2.59	-1.00	1.59
		Mid	-9.42	-12.20	-7.58	0.21		-3.46	-1.00	2.46
		High	-8.49	-10.89	-6.52	0.21		-2.40	-1.00	1.40
	6 695	Low	-10.84	-10.83	-7.82	0.21		-3.70	-1.00	2.70
		Mid	-11.64	-11.42	-8.52	0.21		-4.40	-1.00	3.40
		High	-10.29	-10.78	-7.52	0.21		-3.40	-1.00	2.40
	6 855	Low	-9.16	-10.08	-6.59	0.21		-2.47	-1.00	1.47
		Mid	-10.23	-10.99	-7.58	0.21		-3.46	-1.00	2.46
		High	-9.14	-9.75	-6.42	0.21		-2.30	-1.00	1.30
	6 875	Low	-9.21	-10.47	-6.78	0.21		-2.66	-1.00	1.66
		Mid	-10.05	-11.47	-7.69	0.21		-3.57	-1.00	2.57
		High	-9.41	-10.51	-6.91	0.21		-2.79	-1.00	1.79
	6 995	Low	-10.08	-9.09	-6.55	0.21		-2.43	-1.00	1.43
		Mid	-11.34	-10.35	-7.81	0.21		-3.69	-1.00	2.69
		High	-10.39	-8.90	-6.57	0.21		-2.45	-1.00	1.45
	7 095	Low	-9.84	-11.07	-7.40	0.21		-3.28	-1.00	2.28
		Mid	-10.47	-12.01	-8.16	0.21		-4.04	-1.00	3.04

		High	-9.61	-11.23	-7.33	0.21		-3.21	-1.00	2.21
	7 115	Low	-12.46	-14.26	-10.26	0.21		-6.14	-1.00	5.14
		Mid	-15.71	-13.24	-11.29	0.21		-7.17	-1.00	6.17
		High	-14.65	-12.55	-10.46	0.21		-6.34	-1.00	5.34
Measurement uncertainty			± 1.5 dB							

Test Mode	Frequency (MHz)	RU Index	Power Density (dBm)			Duty cycle Factor (dB)	Antenna Gain (dBi)	Result Power Density (dBm)	Limit (dBm)	Margin (dB)
			ANT L	ANT R	ANT L + ANT R					
802.11 ax _HE20 _52T	5 955	Low	-11.01	-12.21	-8.56	0.22	3.91	-4.43	-1.00	3.43
		Mid	-11.21	-12.15	-8.64	0.22		-4.51	-1.00	3.51
		High	-11.25	-12.24	-8.71	0.22		-4.58	-1.00	3.58
	6 175	Low	-9.71	-10.12	-6.90	0.22		-2.77	-1.00	1.77
		Mid	-9.85	-10.13	-6.98	0.22		-2.85	-1.00	1.85
		High	-9.64	-9.89	-6.75	0.22		-2.62	-1.00	1.62
	6 415	Low	-10.31	-10.86	-7.57	0.22		-3.44	-1.00	2.44
		Mid	-10.37	-10.80	-7.57	0.22		-3.44	-1.00	2.44
		High	-10.44	-10.79	-7.60	0.22		-3.47	-1.00	2.47
	6 435	Low	-9.61	-10.95	-7.22	0.22		-3.09	-1.00	2.09
		Mid	-9.43	-10.93	-7.11	0.22		-2.98	-1.00	1.98
		High	-9.64	-11.10	-7.30	0.22		-3.17	-1.00	2.17
	6 475	Low	-9.59	-11.12	-7.28	0.22		-3.15	-1.00	2.15
		Mid	-9.54	-11.04	-7.22	0.22		-3.09	-1.00	2.09
		High	-9.33	-11.15	-7.14	0.22		-3.01	-1.00	2.01
	6 515	Low	-8.08	-10.86	-6.24	0.22		-2.11	-1.00	1.11
		Mid	-8.25	-10.92	-6.37	0.22		-2.24	-1.00	1.24
		High	-8.23	-11.09	-6.42	0.22		-2.29	-1.00	1.29
	6 535	Low	-9.00	-11.58	-7.09	0.22		-2.96	-1.00	1.96
		Mid	-8.65	-11.26	-6.75	0.22		-2.62	-1.00	1.62
		High	-8.79	-11.34	-6.87	0.22		-2.74	-1.00	1.74
	6 695	Low	-11.00	-10.81	-7.89	0.22		-3.76	-1.00	2.76
		Mid	-11.05	-10.89	-7.96	0.22		-3.83	-1.00	2.83
		High	-10.77	-10.90	-7.82	0.22		-3.69	-1.00	2.69
	6 855	Low	-9.17	-10.75	-6.88	0.22		-2.75	-1.00	1.75
		Mid	-9.09	-10.18	-6.59	0.22		-2.46	-1.00	1.46
		High	-9.07	-10.26	-6.61	0.22		-2.48	-1.00	1.48
	6 875	Low	-9.33	-10.64	-6.93	0.22		-2.80	-1.00	1.80
		Mid	-9.24	-10.76	-6.92	0.22		-2.79	-1.00	1.79
		High	-9.30	-10.76	-6.96	0.22		-2.83	-1.00	1.83

	6 995	Low	-10.26	-9.42	-6.81	0.22		-2.68	-1.00	1.68
		Mid	-10.16	-9.06	-6.56	0.22		-2.43	-1.00	1.43
		High	-10.34	-9.00	-6.61	0.22		-2.48	-1.00	1.48
	7 095	Low	-9.83	-11.26	-7.48	0.22		-3.35	-1.00	2.35
		Mid	-9.85	-11.65	-7.65	0.22		-3.52	-1.00	2.52
		High	-9.62	-11.28	-7.36	0.22		-3.23	-1.00	2.23
	7 115	Low	-15.25	-12.54	-10.68	0.22		-6.55	-1.00	5.55
		Mid	-14.89	-12.39	-10.45	0.22		-6.32	-1.00	5.32
		High	-14.95	-12.28	-10.40	0.22		-6.27	-1.00	5.27
Measurement uncertainty			± 1.5 dB							

Test Mode	Frequency (MHz)	RU Index	Power Density (dBm)			Duty cycle Factor (dB)	Antenna Gain (dBi)	Result Power Density (dBm)	Limit (dBm)	Margin (dB)
			ANT L	ANT R	ANT L + ANT R					
802.11 ax _HE20 _106T	5 955	Low	-11.72	-11.43	-8.56	0.24	3.91	-4.41	-1.00	3.41
		Mid	-					-		
		High	-11.90	-11.51	-8.69	0.24		-4.54	-1.00	3.54
	6 175	Low	-10.13	-9.79	-6.95	0.24		-2.80	-1.00	1.80
		Mid	-					-		
		High	-10.30	-9.72	-6.99	0.24		-2.84	-1.00	1.84
	6 415	Low	-10.73	-10.50	-7.60	0.24		-3.45	-1.00	2.45
		Mid	-					-		
		High	-10.62	-10.59	-7.59	0.24		-3.44	-1.00	2.44
	6 435	Low	-10.11	-11.05	-7.54	0.24		-3.39	-1.00	2.39
		Mid	-					-		
		High	-9.89	-11.03	-7.41	0.24		-3.26	-1.00	2.26
	6 475	Low	-9.83	-11.37	-7.52	0.24		-3.37	-1.00	2.37
		Mid	-					-		
		High	-9.90	-11.28	-7.53	0.24		-3.38	-1.00	2.38
	6 515	Low	-8.38	-11.03	-6.50	0.24		-2.35	-1.00	1.35
		Mid	-					-		
		High	-8.55	-11.07	-6.62	0.24		-2.47	-1.00	1.47
	6 535	Low	-9.30	-11.63	-7.30	0.24		-3.15	-1.00	2.15
		Mid	-					-		
		High	-8.99	-11.70	-7.13	0.24		-2.98	-1.00	1.98
	6 695	Low	-11.26	-11.29	-8.26	0.24		-4.11	-1.00	3.11
		Mid	-					-		
		High	-11.43	-11.08	-8.24	0.24		-4.09	-1.00	3.09
	6 855	Low	-9.46	-11.04	-7.17	0.24		-3.02	-1.00	2.02

		Mid	-					-		
		High	-9.28	-10.76	-6.95	0.24		-2.80	-1.00	1.80
	6 875	Low	-9.52	-11.31	-7.31	0.24		-3.16	-1.00	2.16
		Mid	-					-		
		High	-9.73	-11.58	-7.55	0.24		-3.40	-1.00	2.40
	6 995	Low	-10.91	-10.02	-7.43	0.24		-3.28	-1.00	2.28
		Mid	-					-		
		High	-10.70	-9.74	-7.18	0.24		-3.03	-1.00	2.03
	7 095	Low	-10.17	-11.72	-7.87	0.24		-3.72	-1.00	2.72
		Mid	-					-		
		High	-9.98	-11.79	-7.78	0.24		-3.63	-1.00	2.63
	7 115	Low	-16.54	-14.29	-12.26	0.24		-8.11	-1.00	7.11
		Mid	-					-		
		High	-16.27	-14.04	-12.00	0.24		-7.85	-1.00	6.85
Measurement uncertainty			± 1.5 dB							

Test Mode	Frequency (MHz)	Power Density (dBm)			Duty cycle Factor (dB)	Antenna Gain (dBi)	Result Power Density (dBm)	Limit (dBm)	Margin (dB)
		ANT L	ANT R	ANT L+ ANT R					
802.11 ax _HE20 _242T	5 955	-11.03	-10.73	-7.87	0.27	3.91	-3.69	-1.00	2.69
	6 175	-9.22	-8.93	-6.06	0.27		-1.88	-1.00	0.88
	6 415	-9.93	-10.01	-6.96	0.27		-2.78	-1.00	1.78
	6 435	-9.76	-10.58	-7.14	0.27		-2.96	-1.00	1.96
	6 475	-9.72	-10.77	-7.20	0.27		-3.02	-1.00	2.02
	6 515	-8.30	-10.83	-6.37	0.27		-2.19	-1.00	1.19
	6 535	-9.28	-11.01	-7.05	0.27		-2.87	-1.00	1.87
	6 695	-11.41	-10.57	-7.96	0.27		-3.78	-1.00	2.78
	6 855	-9.98	-10.76	-7.34	0.27		-3.16	-1.00	2.16
	6 875	-9.83	-10.99	-7.36	0.27		-3.18	-1.00	2.18
	6 995	-11.42	-9.76	-7.50	0.27		-3.32	-1.00	2.32
	7 095	-10.71	-11.59	-8.12	0.27		-3.94	-1.00	2.94
	7 115	-13.43	-10.35	-8.61	0.27		-4.43	-1.00	3.43
Measurement uncertainty		± 1.5 dB							

Test Mode	Frequency (MHz)	RU Index	Power Density (dBm)			Duty cycle Factor (dB)	Antenna Gain (dBi)	Result Power Density (dBm)	Limit (dBm)	Margin (dB)
			ANT L	ANT R	ANT L + ANT R					
802.11 ax _HE40 _26T	5 965	Low	-9.75	-10.12	-6.92	0.21	3.91	-2.80	-1.00	1.80
		Mid	-9.54	-9.73	-6.62	0.21		-2.50	-1.00	1.50
		High	-9.21	-10.07	-6.61	0.21		-2.49	-1.00	1.49
	6 165	Low	-9.43	-9.89	-6.64	0.21		-2.52	-1.00	1.52
		Mid	-8.97	-9.47	-6.20	0.21		-2.08	-1.00	1.08
		High	-9.31	-9.75	-6.51	0.21		-2.39	-1.00	1.39
	6 405	Low	-9.86	-10.24	-7.04	0.21		-2.92	-1.00	1.92
		Mid	-9.20	-9.42	-6.30	0.21		-2.18	-1.00	1.18
		High	-9.41	-9.96	-6.67	0.21		-2.55	-1.00	1.55
	6 445	Low	-9.96	-10.69	-7.30	0.21		-3.18	-1.00	2.18
		Mid	-9.71	-10.10	-6.89	0.21		-2.77	-1.00	1.77
		High	-9.60	-10.74	-7.12	0.21		-3.00	-1.00	2.00
	6 485	Low	-9.96	-10.30	-7.12	0.21		-3.00	-1.00	2.00
		Mid	-9.71	-10.24	-6.96	0.21		-2.84	-1.00	1.84
		High	-9.80	-10.63	-7.18	0.21		-3.06	-1.00	2.06
	6 525	Low	-9.99	-10.96	-7.44	0.21		-3.32	-1.00	2.32
		Mid	-9.65	-10.66	-7.12	0.21		-3.00	-1.00	2.00
		High	-9.86	-10.75	-7.27	0.21		-3.15	-1.00	2.15
	6 685	Low	-9.47	-10.62	-7.00	0.21		-2.88	-1.00	1.88
		Mid	-9.16	-10.24	-6.66	0.21		-2.54	-1.00	1.54
		High	-9.15	-10.07	-6.58	0.21		-2.46	-1.00	1.46
	6 845	Low	-9.50	-10.26	-6.85	0.21		-2.73	-1.00	1.73
		Mid	-9.52	-10.19	-6.83	0.21		-2.71	-1.00	1.71
		High	-9.78	-9.84	-6.80	0.21		-2.68	-1.00	1.68
	6 885	Low	-9.66	-10.55	-7.07	0.21		-2.95	-1.00	1.95
		Mid	-9.54	-10.42	-6.95	0.21		-2.83	-1.00	1.83
		High	-9.61	-10.10	-6.84	0.21		-2.72	-1.00	1.72
	7 005	Low	-9.83	-10.49	-7.14	0.21		-3.02	-1.00	2.02
		Mid	-9.53	-10.06	-6.78	0.21		-2.66	-1.00	1.66
		High	-9.31	-9.96	-6.61	0.21		-2.49	-1.00	1.49
	7 085	Low	-9.65	-10.86	-7.20	0.21		-3.08	-1.00	2.08
		Mid	-9.46	-9.88	-6.65	0.21		-2.53	-1.00	1.53
		High	-10.15	-10.08	-7.10	0.21		-2.98	-1.00	1.98
Measurement uncertainty			± 1.5 dB							

Test Mode	Frequency (MHz)	RU Index	Power Density (dBm)			Duty cycle Factor (dB)	Antenna Gain (dBi)	Result Power Density (dBm)	Limit (dBm)	Margin (dB)
			ANT L	ANT R	ANT L + ANT R					
802.11 ax _HE40 _52T	5 965	Low	-9.65	-10.25	-6.93	0.22	3.91	-2.80	-1.00	1.80
		Mid	-9.46	-10.03	-6.73	0.22		-2.60	-1.00	1.60
		High	-9.59	-10.04	-6.80	0.22		-2.67	-1.00	1.67
	6 165	Low	-9.42	-10.17	-6.77	0.22		-2.64	-1.00	1.64
		Mid	-9.07	-9.88	-6.45	0.22		-2.32	-1.00	1.32
		High	-9.59	-9.92	-6.74	0.22		-2.61	-1.00	1.61
	6 405	Low	-9.78	-10.22	-6.98	0.22		-2.85	-1.00	1.85
		Mid	-9.42	-9.94	-6.66	0.22		-2.53	-1.00	1.53
		High	-10.01	-10.23	-7.11	0.22		-2.98	-1.00	1.98
	6 445	Low	-10.22	-10.65	-7.42	0.22		-3.29	-1.00	2.29
		Mid	-9.87	-10.27	-7.06	0.22		-2.93	-1.00	1.93
		High	-10.24	-10.87	-7.53	0.22		-3.40	-1.00	2.40
	6 485	Low	-9.98	-10.91	-7.41	0.22		-3.28	-1.00	2.28
		Mid	-9.86	-10.50	-7.16	0.22		-3.03	-1.00	2.03
		High	-9.91	-10.78	-7.31	0.22		-3.18	-1.00	2.18
	6 525	Low	-10.14	-10.98	-7.53	0.22		-3.40	-1.00	2.40
		Mid	-10.04	-10.73	-7.36	0.22		-3.23	-1.00	2.23
		High	-10.14	-10.64	-7.37	0.22		-3.24	-1.00	2.24
	6 685	Low	-9.44	-10.60	-6.97	0.22		-2.84	-1.00	1.84
		Mid	-9.33	-10.22	-6.74	0.22		-2.61	-1.00	1.61
		High	-9.36	-10.47	-6.87	0.22		-2.74	-1.00	1.74
	6 845	Low	-9.87	-10.96	-7.37	0.22		-3.24	-1.00	2.24
		Mid	-9.71	-10.45	-7.05	0.22		-2.92	-1.00	1.92
		High	-10.09	-10.45	-7.26	0.22		-3.13	-1.00	2.13
	6 885	Low	-9.71	-10.79	-7.21	0.22		-3.08	-1.00	2.08
		Mid	-9.62	-10.58	-7.06	0.22		-2.93	-1.00	1.93
		High	-9.66	-10.42	-7.01	0.22		-2.88	-1.00	1.88
	7 005	Low	-9.83	-10.48	-7.13	0.22		-3.00	-1.00	2.00
		Mid	-9.27	-9.92	-6.57	0.22		-2.44	-1.00	1.44
		High	-9.46	-9.98	-6.70	0.22		-2.57	-1.00	1.57
	7 085	Low	-9.82	-10.65	-7.20	0.22		-3.07	-1.00	2.07
		Mid	-9.61	-10.03	-6.80	0.22		-2.67	-1.00	1.67
		High	-9.91	-10.17	-7.03	0.22		-2.90	-1.00	1.90
Measurement uncertainty			± 1.5 dB							

Test Mode	Frequency (MHz)	RU Index	Power Density (dBm)			Duty cycle Factor (dB)	Antenna Gain (dBi)	Result Power Density (dBm)	Limit (dBm)	Margin (dB)
			ANT L	ANT R	ANT L + ANT R					
802.11 ax _HE40 _106T	5 965	Low	-9.89	-10.61	-7.22	0.24	3.91	-3.07	-1.00	2.07
		Mid	-10.00	-10.49	-7.23	0.24		-3.08	-1.00	2.08
		High	-9.87	-10.55	-7.19	0.24		-3.04	-1.00	2.04
	6 165	Low	-9.82	-10.07	-6.93	0.24		-2.78	-1.00	1.78
		Mid	-9.78	-10.14	-6.95	0.24		-2.80	-1.00	1.80
		High	-9.97	-10.30	-7.12	0.24		-2.97	-1.00	1.97
	6 405	Low	-9.99	-10.14	-7.05	0.24		-2.90	-1.00	1.90
		Mid	-9.90	-10.47	-7.17	0.24		-3.02	-1.00	2.02
		High	-9.99	-10.37	-7.17	0.24		-3.02	-1.00	2.02
	6 445	Low	-10.07	-10.35	-7.20	0.24		-3.05	-1.00	2.05
		Mid	-10.12	-10.35	-7.22	0.24		-3.07	-1.00	2.07
		High	-9.92	-10.51	-7.19	0.24		-3.04	-1.00	2.04
	6 485	Low	-10.00	-10.37	-7.17	0.24		-3.02	-1.00	2.02
		Mid	-9.84	-10.24	-7.03	0.24		-2.88	-1.00	1.88
		High	-9.95	-10.33	-7.13	0.24		-2.98	-1.00	1.98
	6 525	Low	-9.90	-10.41	-7.14	0.24		-2.99	-1.00	1.99
		Mid	-9.84	-10.50	-7.15	0.24		-3.00	-1.00	2.00
		High	-9.91	-10.46	-7.17	0.24		-3.02	-1.00	2.02
	6 685	Low	-9.43	-10.68	-7.00	0.24		-2.85	-1.00	1.85
		Mid	-9.27	-10.16	-6.68	0.24		-2.53	-1.00	1.53
		High	-9.52	-10.36	-6.91	0.24		-2.76	-1.00	1.76
	6 845	Low	-9.51	-10.26	-6.86	0.24		-2.71	-1.00	1.71
		Mid	-9.63	-9.89	-6.75	0.24		-2.60	-1.00	1.60
		High	-9.29	-9.76	-6.51	0.24		-2.36	-1.00	1.36
	6 885	Low	-9.41	-10.18	-6.77	0.24		-2.62	-1.00	1.62
		Mid	-9.33	-10.04	-6.66	0.24		-2.51	-1.00	1.51
		High	-9.52	-10.01	-6.75	0.24		-2.60	-1.00	1.60
	7 005	Low	-9.65	-10.10	-6.86	0.24		-2.71	-1.00	1.71
		Mid	-9.51	-9.71	-6.60	0.24		-2.45	-1.00	1.45
		High	-9.35	-9.64	-6.48	0.24		-2.33	-1.00	1.33
	7 085	Low	-9.53	-10.23	-6.86	0.24		-2.71	-1.00	1.71
		Mid	-9.70	-10.02	-6.85	0.24		-2.70	-1.00	1.70
		High	-9.86	-10.29	-7.06	0.24		-2.91	-1.00	1.91
Measurement uncertainty			± 1.5 dB							

Test Mode	Frequency (MHz)	RU Index	Power Density (dBm)			Duty cycle Factor (dB)	Antenna Gain (dBi)	Result Power Density (dBm)	Limit (dBm)	Margin (dB)
			ANT L	ANT R	ANT L + ANT R					
802.11 ax _HE40 _242T	5 965	Low	-9.97	-9.27	-6.60	0.27	3.91	-2.42	-1.00	1.42
		Mid	-					-		
		High	-10.13	-9.09	-6.57	0.27		-2.39	-1.00	1.39
	6 165	Low	-9.70	-9.30	-6.49	0.27		-2.31	-1.00	1.31
		Mid	-					-		
		High	-9.80	-9.32	-6.54	0.27		-2.36	-1.00	1.36
	6 405	Low	-9.74	-9.74	-6.73	0.27		-2.55	-1.00	1.55
		Mid	-					-		
		High	-9.92	-9.93	-6.91	0.27		-2.73	-1.00	1.73
	6 445	Low	-10.08	-9.97	-7.01	0.27		-2.83	-1.00	1.83
		Mid	-					-		
		High	-9.65	-10.02	-6.82	0.27		-2.64	-1.00	1.64
	6 485	Low	-10.13	-9.96	-7.03	0.27		-2.85	-1.00	1.85
		Mid	-					-		
		High	-9.55	-10.01	-6.76	0.27		-2.58	-1.00	1.58
	6 525	Low	-9.88	-10.18	-7.02	0.27		-2.84	-1.00	1.84
		Mid	-					-		
		High	-9.91	-9.78	-6.83	0.27		-2.65	-1.00	1.65
	6 685	Low	-9.66	-9.98	-6.81	0.27		-2.63	-1.00	1.63
		Mid	-					-		
		High	-9.42	-9.85	-6.62	0.27		-2.44	-1.00	1.44
	6 845	Low	-9.92	-10.18	-7.04	0.27		-2.86	-1.00	1.86
		Mid	-					-		
		High	-10.05	-10.10	-7.06	0.27		-2.88	-1.00	1.88
	6 885	Low	-9.60	-9.92	-6.75	0.27		-2.57	-1.00	1.57
		Mid	-					-		
		High	-9.65	-9.86	-6.74	0.27		-2.56	-1.00	1.56
	7 005	Low	-9.80	-9.32	-6.54	0.27		-2.36	-1.00	1.36
		Mid	-					-		
		High	-9.59	-9.54	-6.55	0.27		-2.37	-1.00	1.37
	7 085	Low	-9.80	-9.49	-6.63	0.27		-2.45	-1.00	1.45
		Mid	-					-		
		High	-9.85	-9.51	-6.67	0.27		-2.49	-1.00	1.49
Measurement uncertainty			± 1.5 dB							

Test Mode	Frequency (MHz)	Power Density (dBm)			Duty cycle Factor (dB)	Antenna Gain (dBi)	Result Power Density (dBm)	Limit (dBm)	Margin (dB)
		ANT L	ANT R	ANT L+ ANT R					
802.11 ax _HE40 _484T	5 965	-11.49	-11.34	-8.40	0.28	3.91	-4.21	-1.00	3.21
	6 165	-9.55	-9.65	-6.59	0.28		-2.40	-1.00	1.40
	6 405	-10.44	-10.43	-7.42	0.28		-3.23	-1.00	2.23
	6 445	-9.70	-10.58	-7.11	0.28		-2.92	-1.00	1.92
	6 485	-9.94	-10.79	-7.33	0.28		-3.14	-1.00	2.14
	6 525	-8.27	-10.46	-6.22	0.28		-2.03	-1.00	1.03
	6 685	-9.90	-9.55	-6.71	0.28		-2.52	-1.00	1.52
	6 845	-8.26	-10.98	-6.40	0.28		-2.21	-1.00	1.21
	6 885	-8.87	-9.86	-6.33	0.28		-2.14	-1.00	1.14
	7 005	-10.49	-9.28	-6.83	0.28		-2.64	-1.00	1.64
	7 085	-10.21	-10.86	-7.51	0.28		-3.32	-1.00	2.32
Measurement uncertainty		± 1.5 dB							

Test Mode	Frequency (MHz)	RU Index	Power Density (dBm)			Duty cycle Factor (dB)	Antenna Gain (dBi)	Result Power Density (dBm)	Limit (dBm)	Margin (dB)
			ANT L	ANT R	ANT L + ANT R					
802.11 ax _HE80 _26T	5 985	Low	-9.19	-10.23	-6.67	0.21	3.91	-2.55	-1.00	1.55
		Mid	-8.98	-10.21	-6.54	0.21		-2.42	-1.00	1.42
		High	-9.01	-10.18	-6.55	0.21		-2.43	-1.00	1.43
	6 145	Low	-9.17	-9.63	-6.38	0.21		-2.26	-1.00	1.26
		Mid	-9.46	-9.70	-6.57	0.21		-2.45	-1.00	1.45
		High	-9.10	-9.63	-6.35	0.21		-2.23	-1.00	1.23
	6 385	Low	-9.65	-9.90	-6.76	0.21		-2.64	-1.00	1.64
		Mid	-9.52	-10.43	-6.94	0.21		-2.82	-1.00	1.82
		High	-9.60	-10.15	-6.86	0.21		-2.74	-1.00	1.74
	6 465	Low	-9.41	-10.09	-6.73	0.21		-2.61	-1.00	1.61
		Mid	-9.35	-10.37	-6.82	0.21		-2.70	-1.00	1.70
		High	-9.27	-10.46	-6.81	0.21		-2.69	-1.00	1.69
	6 545	Low	-9.15	-10.26	-6.66	0.21		-2.54	-1.00	1.54
		Mid	-8.96	-9.72	-6.31	0.21		-2.19	-1.00	1.19
		High	-9.22	-10.28	-6.71	0.21		-2.59	-1.00	1.59
	6 705	Low	-8.77	-10.10	-6.37	0.21		-2.25	-1.00	1.25
		Mid	-8.93	-10.00	-6.42	0.21		-2.30	-1.00	1.30
		High	-9.25	-9.86	-6.53	0.21		-2.41	-1.00	1.41
	6 865	Low	-9.37	-10.40	-6.84	0.21		-2.72	-1.00	1.72
		Mid	-10.00	-10.39	-7.18	0.21		-3.06	-1.00	2.06
		High	-9.74	-10.67	-7.17	0.21		-3.05	-1.00	2.05
	6 945	Low	-8.94	-10.04	-6.44	0.21		-2.32	-1.00	1.32
		Mid	-9.37	-10.04	-6.68	0.21		-2.56	-1.00	1.56
		High	-9.15	-10.02	-6.55	0.21		-2.43	-1.00	1.43
	7 025	Low	-9.12	-9.65	-6.37	0.21		-2.25	-1.00	1.25
		Mid	-8.98	-9.74	-6.33	0.21		-2.21	-1.00	1.21
		High	-9.37	-9.77	-6.56	0.21		-2.44	-1.00	1.44
Measurement uncertainty			± 1.5 dB							

Test Mode	Frequency (MHz)	RU Index	Power Density (dBm)			Duty cycle Factor (dB)	Antenna Gain (dBi)	Result Power Density (dBm)	Limit (dBm)	Margin (dB)
			ANT L	ANT R	ANT L + ANT R					
802.11 ax _HE80 _52T	5 985	Low	-9.45	-10.19	-6.79	0.22	3.91	-2.66	-1.00	1.66
		Mid	-9.44	-10.44	-6.90	0.22		-2.77	-1.00	1.77
		High	-9.28	-10.14	-6.68	0.22		-2.55	-1.00	1.55
	6 145	Low	-9.24	-9.87	-6.53	0.22		-2.40	-1.00	1.40
		Mid	-9.41	-9.74	-6.56	0.22		-2.43	-1.00	1.43
		High	-9.52	-10.46	-6.95	0.22		-2.82	-1.00	1.82
	6 385	Low	-9.57	-9.80	-6.67	0.22		-2.54	-1.00	1.54
		Mid	-9.71	-10.33	-7.00	0.22		-2.87	-1.00	1.87
		High	-9.93	-10.23	-7.07	0.22		-2.94	-1.00	1.94
	6 465	Low	-9.71	-10.18	-6.93	0.22		-2.80	-1.00	1.80
		Mid	-9.96	-10.36	-7.15	0.22		-3.02	-1.00	2.02
		High	-9.48	-10.32	-6.87	0.22		-2.74	-1.00	1.74
	6 545	Low	-9.06	-10.09	-6.53	0.22		-2.40	-1.00	1.40
		Mid	-9.12	-10.05	-6.55	0.22		-2.42	-1.00	1.42
		High	-9.24	-9.46	-6.34	0.22		-2.21	-1.00	1.21
	6 705	Low	-9.09	-10.53	-6.74	0.22		-2.61	-1.00	1.61
		Mid	-8.92	-9.87	-6.36	0.22		-2.23	-1.00	1.23
		High	-9.00	-9.91	-6.42	0.22		-2.29	-1.00	1.29
	6 865	Low	-9.18	-10.03	-6.57	0.22		-2.44	-1.00	1.44
		Mid	-9.09	-10.34	-6.66	0.22		-2.53	-1.00	1.53
		High	-9.28	-10.11	-6.66	0.22		-2.53	-1.00	1.53
	6 945	Low	-9.38	-10.11	-6.72	0.22		-2.59	-1.00	1.59
		Mid	-9.24	-10.49	-6.81	0.22		-2.68	-1.00	1.68
		High	-9.27	-10.25	-6.72	0.22		-2.59	-1.00	1.59
	7 025	Low	-9.35	-9.72	-6.52	0.22		-2.39	-1.00	1.39
		Mid	-9.18	-10.00	-6.56	0.22		-2.43	-1.00	1.43
		High	-9.38	-10.24	-6.78	0.22		-2.65	-1.00	1.65
Measurement uncertainty			± 1.5 dB							

Test Mode	Frequency (MHz)	RU Index	Power Density (dBm)			Duty cycle Factor (dB)	Antenna Gain (dBi)	Result Power Density (dBm)	Limit (dBm)	Margin (dB)
			ANT L	ANT R	ANT L + ANT R					
802.11 ax _HE80 _106T	5 985	Low	-10.65	-9.55	-7.05	0.24	3.91	-2.90	-1.00	1.90
		Mid	-10.27	-9.69	-6.96	0.24		-2.81	-1.00	1.81
		High	-9.68	-9.43	-6.54	0.24		-2.39	-1.00	1.39
	6 145	Low	-9.72	-9.66	-6.68	0.24		-2.53	-1.00	1.53
		Mid	-9.80	-9.99	-6.88	0.24		-2.73	-1.00	1.73
		High	-9.68	-9.39	-6.52	0.24		-2.37	-1.00	1.37
	6 385	Low	-10.05	-10.17	-7.10	0.24		-2.95	-1.00	1.95
		Mid	-10.32	-10.23	-7.26	0.24		-3.11	-1.00	2.11
		High	-10.36	-10.12	-7.23	0.24		-3.08	-1.00	2.08
	6 465	Low	-10.11	-10.11	-7.10	0.24		-2.95	-1.00	1.95
		Mid	-10.22	-10.22	-7.21	0.24		-3.06	-1.00	2.06
		High	-9.81	-9.99	-6.89	0.24		-2.74	-1.00	1.74
	6 545	Low	-9.37	-9.99	-6.66	0.24		-2.51	-1.00	1.51
		Mid	-9.51	-9.82	-6.65	0.24		-2.50	-1.00	1.50
		High	-9.58	-9.72	-6.64	0.24		-2.49	-1.00	1.49
	6 705	Low	-9.68	-9.96	-6.81	0.24		-2.66	-1.00	1.66
		Mid	-9.58	-9.85	-6.70	0.24		-2.55	-1.00	1.55
		High	-9.57	-9.85	-6.70	0.24		-2.55	-1.00	1.55
	6 865	Low	-10.07	-10.50	-7.27	0.24		-3.12	-1.00	2.12
		Mid	-9.86	-10.38	-7.10	0.24		-2.95	-1.00	1.95
		High	-9.98	-10.61	-7.27	0.24		-3.12	-1.00	2.12
	6 945	Low	-8.90	-10.03	-6.42	0.24		-2.27	-1.00	1.27
		Mid	-9.05	-10.29	-6.62	0.24		-2.47	-1.00	1.47
		High	-9.24	-10.03	-6.61	0.24		-2.46	-1.00	1.46
	7 025	Low	-9.18	-9.91	-6.52	0.24		-2.37	-1.00	1.37
		Mid	-9.12	-10.04	-6.55	0.24		-2.40	-1.00	1.40
		High	-9.00	-10.17	-6.54	0.24		-2.39	-1.00	1.39
Measurement uncertainty			± 1.5 dB							

Test Mode	Frequency (MHz)	RU Index	Power Density (dBm)			Duty cycle Factor (dB)	Antenna Gain (dBi)	Result Power Density (dBm)	Limit (dBm)	Margin (dB)
			ANT L	ANT R	ANT L + ANT R					
802.11 ax _HE80 _242T	5 985	Low	-10.21	-9.38	-6.76	0.27	3.91	-2.58	-1.00	1.58
		Mid	-9.97	-9.50	-6.72	0.27		-2.54	-1.00	1.54
		High	-9.75	-9.65	-6.69	0.27		-2.51	-1.00	1.51
	6 145	Low	-9.71	-9.53	-6.61	0.27		-2.43	-1.00	1.43
		Mid	-9.56	-9.87	-6.70	0.27		-2.52	-1.00	1.52
		High	-9.86	-9.54	-6.69	0.27		-2.51	-1.00	1.51
	6 385	Low	-10.12	-10.20	-7.15	0.27		-2.97	-1.00	1.97
		Mid	-10.18	-10.32	-7.24	0.27		-3.06	-1.00	2.06
		High	-10.23	-10.26	-7.23	0.27		-3.05	-1.00	2.05
	6 465	Low	-10.19	-10.21	-7.19	0.27		-3.01	-1.00	2.01
		Mid	-10.35	-10.40	-7.36	0.27		-3.18	-1.00	2.18
		High	-9.83	-10.03	-6.92	0.27		-2.74	-1.00	1.74
	6 545	Low	-9.56	-9.93	-6.73	0.27		-2.55	-1.00	1.55
		Mid	-9.59	-10.14	-6.85	0.27		-2.67	-1.00	1.67
		High	-9.58	-9.68	-6.62	0.27		-2.44	-1.00	1.44
	6 705	Low	-9.62	-9.92	-6.76	0.27		-2.58	-1.00	1.58
		Mid	-9.39	-10.00	-6.67	0.27		-2.49	-1.00	1.49
		High	-9.70	-9.77	-6.72	0.27		-2.54	-1.00	1.54
	6 865	Low	-9.98	-10.76	-7.34	0.27		-3.16	-1.00	2.16
		Mid	-10.15	-10.95	-7.52	0.27		-3.34	-1.00	2.34
		High	-10.11	-10.83	-7.44	0.27		-3.26	-1.00	2.26
	6 945	Low	-9.51	-9.86	-6.67	0.27		-2.49	-1.00	1.49
		Mid	-9.97	-10.35	-7.15	0.27		-2.97	-1.00	1.97
		High	-9.76	-10.23	-6.98	0.27		-2.80	-1.00	1.80
	7 025	Low	-9.95	-10.12	-7.02	0.27		-2.84	-1.00	1.84
		Mid	-10.18	-10.05	-7.10	0.27		-2.92	-1.00	1.92
		High	-9.89	-10.07	-6.97	0.27		-2.79	-1.00	1.79
Measurement uncertainty			± 1.5 dB							

Test Mode	Frequency (MHz)	RU Index	Power Density (dBm)			Duty cycle Factor (dB)	Antenna Gain (dBi)	Result Power Density (dBm)	Limit (dBm)	Margin (dB)
			ANT L	ANT R	ANT L + ANT R					
802.11 ax _HE80 _484T	5 985	Low	-10.29	-9.63	-6.94	0.28	3.91	-2.75	-1.00	1.75
		Mid	-					-		
		High	-10.19	-9.57	-6.86	0.28		-2.67	-1.00	1.67
	6 145	Low	-9.77	-10.06	-6.90	0.28		-2.71	-1.00	1.71
		Mid	-					-		
		High	-9.71	-9.90	-6.79	0.28		-2.60	-1.00	1.60
	6 385	Low	-10.39	-10.39	-7.38	0.28		-3.19	-1.00	2.19
		Mid	-					-		
		High	-10.47	-10.27	-7.36	0.28		-3.17	-1.00	2.17
	6 465	Low	-10.04	-10.02	-7.02	0.28		-2.83	-1.00	1.83
		Mid	-					-		
		High	-9.82	-9.78	-6.79	0.28		-2.60	-1.00	1.60
	6 545	Low	-9.37	-9.69	-6.52	0.28		-2.33	-1.00	1.33
		Mid	-					-		
		High	-9.22	-9.46	-6.33	0.28		-2.14	-1.00	1.14
	6 705	Low	-9.29	-9.57	-6.42	0.28		-2.23	-1.00	1.23
		Mid	-					-		
		High	-9.17	-9.47	-6.31	0.28		-2.12	-1.00	1.12
	6 865	Low	-9.69	-10.17	-6.91	0.28		-2.72	-1.00	1.72
		Mid	-					-		
		High	-9.71	-10.01	-6.85	0.28		-2.66	-1.00	1.66
	6 945	Low	-9.23	-9.83	-6.51	0.28		-2.32	-1.00	1.32
		Mid	-					-		
		High	-9.06	-9.80	-6.40	0.28		-2.21	-1.00	1.21
	7 025	Low	-9.33	-9.55	-6.43	0.28		-2.24	-1.00	1.24
		Mid	-					-		
		High	-9.57	-9.86	-6.70	0.28		-2.51	-1.00	1.51
Measurement uncertainty			± 1.5 dB							