-. IC Test data

FREQUENCY RANGE (MHz)	CHANNEL	FREQUENCY (MHz)	MEASURED VALUE (dBm)	LIMIT (dBm)	MARGIN (dB)
5 150 ~ 5 250	Low	5 180	9.06	10.89	1.83
	Middle	5 220	9.26	10.89	1.63
	High	5 240	9.69	10.89	1.20
5 250 ~ 5 350	Low	5 260	13.95	17.88	3.93
	Middle	5 300	14.02	17.88	3.86
	High	5 320	14.02	17.88	3.86
5 470 ~ 5 725	Low	5 500	12.70	17.91	5.21
	Middle	5 560	14.79	17.91	3.12
	High	5 720	15.13	17.91	2.78
5 725 ~ 5 825	Low	5 745	16.11	25.64	9.53
	Middle	5 785	15.29	25.64	10.35
	High	5 825	14.59	25.64	11.05

Remark 1 : Margin = Limit – Measured Value (=Receiver Reading + Cable Loss)

Remark 2 :Calculated Output Power= $10\log(10^{(\text{Antenna1 Output Power}/10)}+10^{(\text{Antenna2 Output Power}/10)})$

Tested by: Min-Gu, Ji / Project Engineer

9.5.4.6 Test data for Staddle Channel_Antenna 0

-. Test Date : June 24, 2016

-. Test Result : Pass

FREQUENCY RANGE (MHz)	FREQUENCY (MHz)	26 dB Bandwidth (MHz)	MEASURED VALUE (dBm)	LIMIT (dBm)	MARGIN (dB)
5 470 ~ 5 725	5 720	15.54	10.94	24.00	13.06
5 725 ~ 5 825	5 720	5.39	5.97	30.00	24.03

9.5.4.7 Test data for Staddle Channel_Antenna 1

-. Test Date : June 24, 2016

-. Test Result : Pass

FREQUENCY RANGE (MHz)	FREQUENCY (MHz)	26 dB Bandwidth (MHz)	MEASURED VALUE (dBm)	LIMIT (dBm)	MARGIN (dB)
5 470 ~ 5 725	5 720	15.59	10.75	24.00	13.25
5 725 ~ 5 825	5 720	5.49	5.76	30.00	24.24

9.5.4.8 Test data for Staddle Channel_Antenna 2

-. Test Date : June 24, 2016

-. Test Result : Pass

FREQUENCY RANGE (MHz)	FREQUENCY (MHz)	26 dB Bandwidth (MHz)	MEASURED VALUE (dBm)	LIMIT (dBm)	MARGIN (dB)
5 470 ~ 5 725	5 720	15.53	10.78	24.00	13.22
5 725 ~ 5 825	5 720	5.54	4.70	30.00	25.30

It should not be reproduced except in full, without the written approval of ONETECH Corp. EMC-003 (Rev.2)

9.5.4.9 Test data for Staddle Channel_Antenna 3

-. Test Date : June 24, 2016

-. Test Result : Pass

FREQUENCY RANGE (MHz)	FREQUENCY (MHz)	26 dB Bandwidth (MHz)	MEASURED VALUE (dBm)	LIMIT (dBm)	MARGIN (dB)
5 470 ~ 5 725	5 720	15.44	9.83	24.00	14.17
5 725 ~ 5 825	5 720	5.54	3.87	30.00	26.13

9.5.4.10 Test data for Staddle Channel_Multiple Transmit

-. Test Date : June 24, 2016

-. Test Result : Pass

FREQUENCY RANGE (MHz)	FREQUENCY (MHz)	MEASURED VALUE (dBm)	LIMIT (dBm)	MARGIN (dB)
5 470 ~ 5 725	5 720	16.62	18.89	2.27
5 725 ~ 5 850	5 720	11.18	25.64	14.46

Remark 1 : Margin = Limit – Measured Value (=Receiver Reading + Cable Loss)

Remark 2 :Calculated Output Power= $10\log(10^{(\text{Antenna1 Output Power}/10)}+10^{(\text{Antenna2 Output Power}/10)})$

Tested by: Min-Gu, Ji / Project Engineer

It should not be reproduced except in full, without the written approval of ONETECH Corp. EMC-003 (Rev.2)

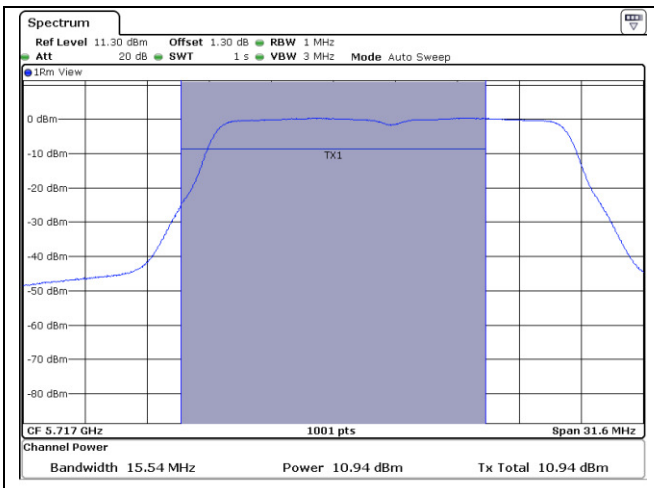

Ant 0

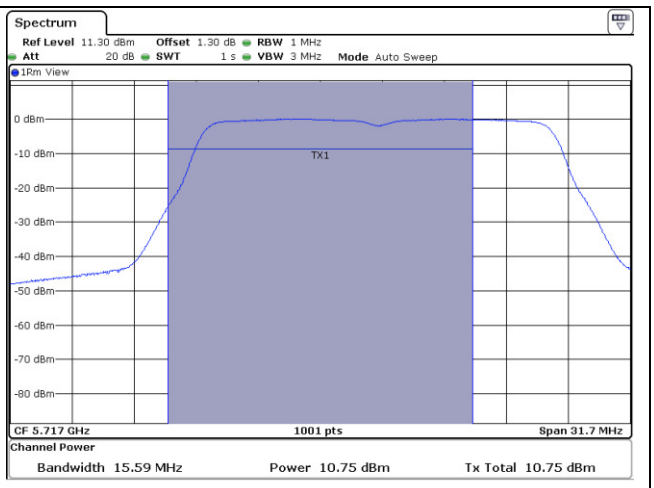

Ant 1

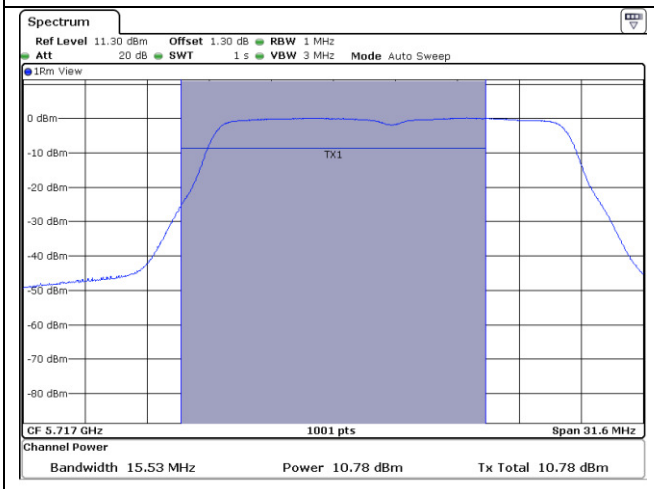

Ant 2

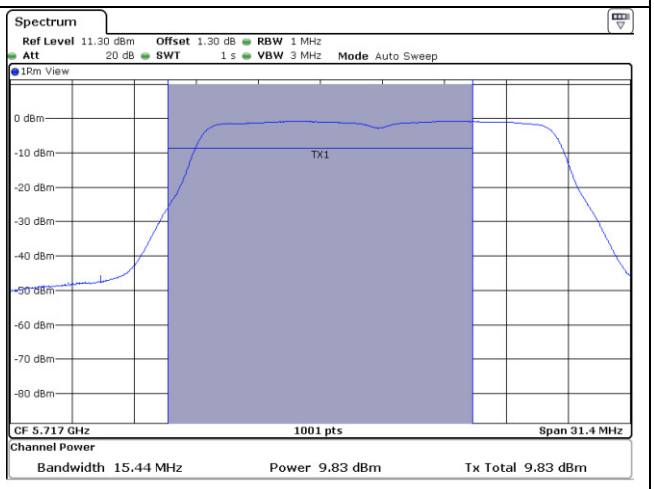

Ant 3

Note: In order to simplify the report, attached plots were only the most wide channel.

It should not be reproduced except in full, without the written approval of ONETECH Corp.

ONETECH Corp.: 43-14, Jinsaegol-gil, Chowol-eup, Gwangju-si, Gyeonggi-do, 12735, Korea (TEL: 82-31-799-9500, FAX: 82-31-799-9599)

9.5.5 Test data for 802.11ac_VHT40 RLAN Mode

9.5.5.1 Test data for Antenna 0

-. Test Date : June 24, 2016

-. Test Result : Pass

-. FCC Test data

FREQUENCY RANGE (MHz)	CHANNEL	FREQUENCY (MHz)	26 dB Bandwidth (MHz)	MEASURED VALUE (dBm)	LIMIT (dBm)	MARGIN (dB)
5 150 ~ 5 250	Low	5 190	39.06	9.74	30	20.26
	High	5 230	38.96	10.22	30	19.78
5 250 ~ 5 350	Low	5 270	39.16	10.93	24	13.07
	High	5 310	38.86	11.66	24	12.34
5 470 ~ 5 725	Low	5 510	39.16	7.44	24	16.56
	Middle	5 550	39.16	11.90	24	12.10
	High	5 710	39.06	11.66	24	12.34
5 725 ~ 5 850	Low	5 755	39.26	17.72	30	12.28
	High	5 795	39.06	10.82	30	19.18

It should not be reproduced except in full, without the written approval of ONETECH Corp.

ONETECH Corp.: 43-14, Jinsaegol-gil, Chowol-eup, Gwangju-si, Gyeonggi-do, 12735, Korea (TEL: 82-31-799-9500, FAX: 82-31-799-9599)

-. IC Test data

FREQUENCY RANGE (MHz)	CHANNEL	FREQUENCY (MHz)	99 % bandwidth (MHz)	MEASURED VALUE (dBm)	LIMIT (dBm)	MARGIN (dB)
5 150 ~ 5 250	Low	5 190	36.16	5.25	17.94	12.69
	High	5 230	36.16	5.66	17.94	12.28
5 250 ~ 5 350	Low	5 270	36.16	10.29	24	13.71
	High	5 310	36.16	10.93	24	13.07
5 470 ~ 5 725	Low	5 510	36.16	5.74	24	18.26
	Middle	5 550	36.16	9.11	24	14.89
	High	5 710	36.16	9.06	24	14.94
5 725 ~ 5 825	Low	5 755	36.26	17.41	30	12.59
	High	5 795	36.16	8.88	30	21.12

Remark: See next page for measurement data.

Tested by: Min-Gu, Ji / Project Engineer

It should not be reproduced except in full, without the written approval of ONETECH Corp.

ONETECH Corp.: 43-14, Jinsaegol-gil, Chowol-eup, Gwangju-si, Gyeonggi-do, 12735, Korea (TEL: 82-31-799-9500, FAX: 82-31-799-9599)

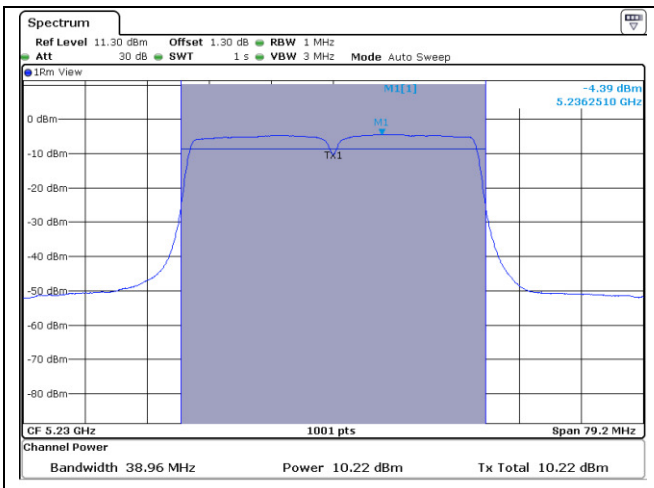

U-NII-1 (26 dB Bandwidth)

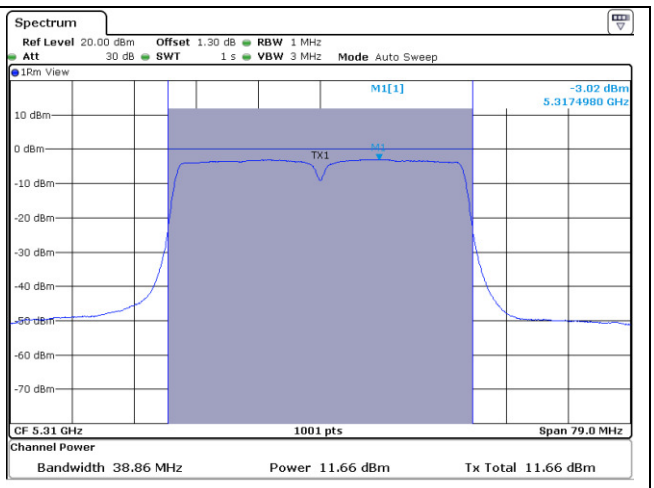

U-NII-2A (26 dB Bandwidth)

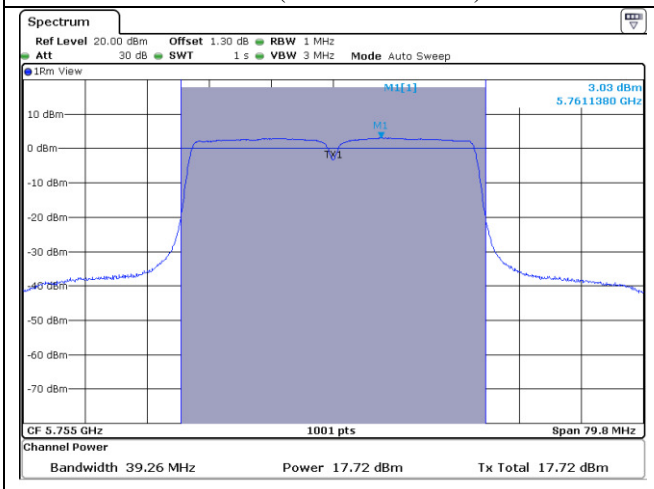

U-NII-2C (26 dB Bandwidth)

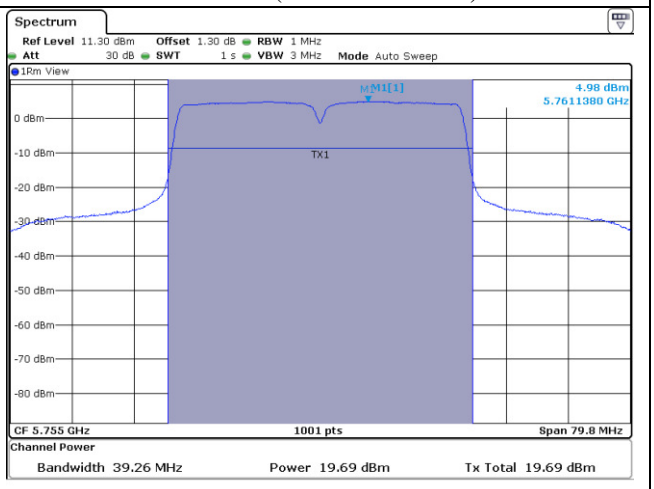

U-NII-3 (26 dB Bandwidth)

Note: In order to simplify the report, attached plots were only the most wide channel.

It should not be reproduced except in full, without the written approval of ONETECH Corp.

ONETECH Corp.: 43-14, Jinsaegol-gil, Chowol-eup, Gwangju-si, Gyeonggi-do, 12735, Korea (TEL: 82-31-799-9500, FAX: 82-31-799-9599)

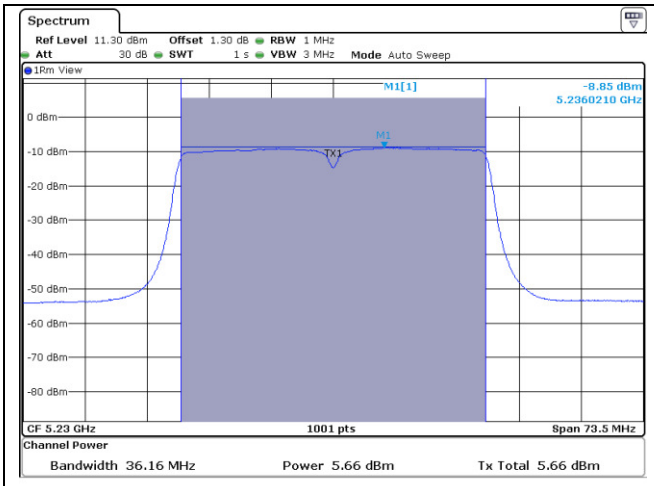

U-NII-1 (99 % bandwidth)

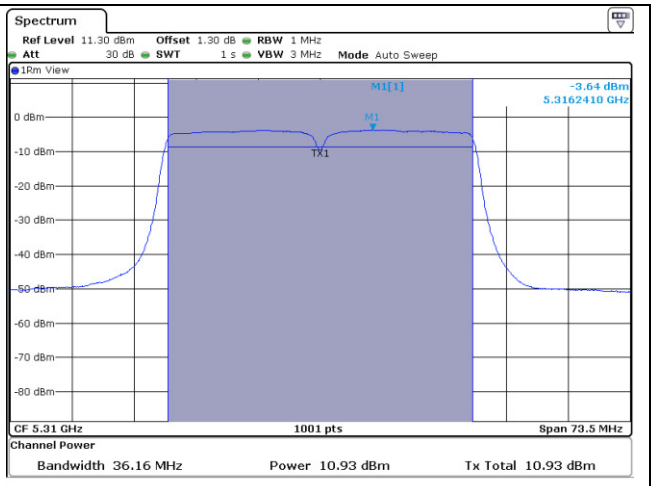

U-NII-2A (99 % bandwidth)

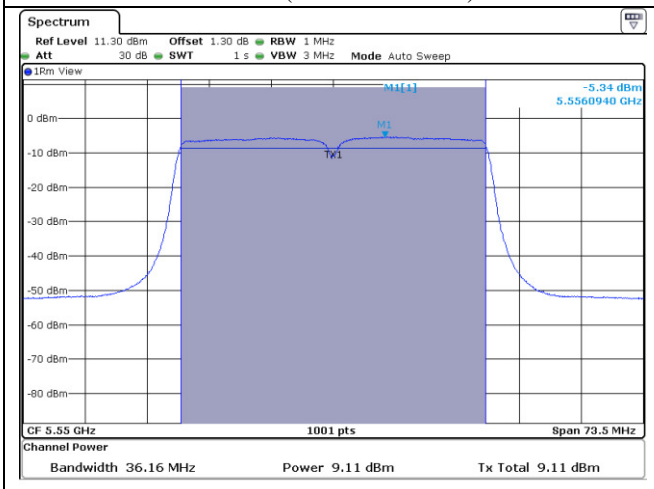

U-NII-2C (99 % bandwidth)

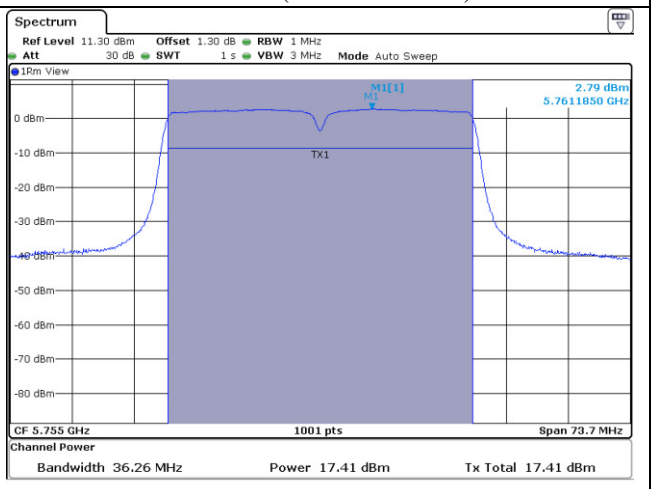

U-NII-3 (99 % bandwidth)

Note: In order to simplify the report, attached plots were only the most wide channel.

9.5.5.2 Test data for Antenna 1

-. Test Date : June 24, 2016

-. Test Result : Pass

-. FCC Test data

FREQUENCY RANGE (MHz)	CHANNEL	FREQUENCY (MHz)	26 dB Bandwidth (MHz)	MEASURED VALUE (dBm)	LIMIT (dBm)	MARGIN (dB)
5 150 ~ 5 250	Low	5 190	38.96	8.80	30	21.20
	High	5 230	38.86	9.77	30	20.23
5 250 ~ 5 350	Low	5 270	38.96	10.66	24	13.34
	High	5 310	39.06	11.01	24	12.99
5 470 ~ 5 725	Low	5 510	39.06	7.32	24	16.68
	Middle	5 550	38.96	11.39	24	12.61
	High	5 710	38.96	11.20	24	12.80
5 725 ~ 5 850	Low	5 755	39.66	18.33	30	11.67
	High	5 795	38.96	10.57	30	19.43

It should not be reproduced except in full, without the written approval of ONETECH Corp.

ONETECH Corp.: 43-14, Jinsaegol-gil, Chowol-eup, Gwangju-si, Gyeonggi-do, 12735, Korea (TEL: 82-31-799-9500, FAX: 82-31-799-9599)

-. IC Test data

FREQUENCY RANGE (MHz)	CHANNEL	FREQUENCY (MHz)	99 % bandwidth (MHz)	MEASURED VALUE (dBm)	LIMIT (dBm)	MARGIN (dB)
5 150 ~ 5 250	Low	5 190	36.16	4.48	17.62	13.14
	High	5 230	36.16	5.51	17.62	12.11
5 250 ~ 5 350	Low	5 270	36.16	10.18	24	13.82
	High	5 310	36.16	10.42	24	13.58
5 470 ~ 5 725	Low	5 510	36.16	5.89	24	18.11
	Middle	5 550	36.16	8.68	24	15.32
	High	5 710	36.26	8.65	24	15.35
5 725 ~ 5 825	Low	5 755	36.36	17.99	30	12.01
	High	5 795	36.16	8.81	30	21.19

Remark: See next page for measurement data.

Tested by: Min-Gu, Ji / Project Engineer

It should not be reproduced except in full, without the written approval of ONETECH Corp.

ONETECH Corp.: 43-14, Jinsaegol-gil, Chowol-eup, Gwangju-si, Gyeonggi-do, 12735, Korea (TEL: 82-31-799-9500, FAX: 82-31-799-9599)

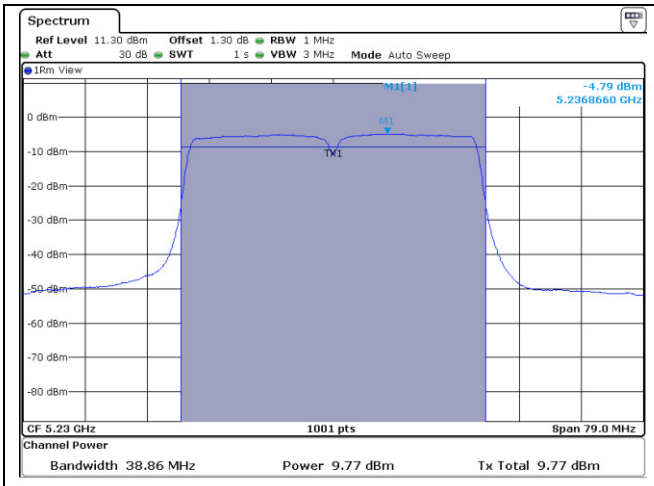

U-NII-1 (26 dB Bandwidth)

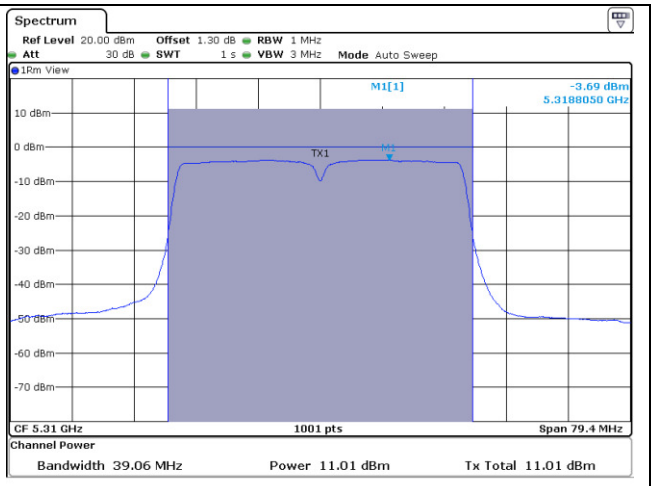

U-NII-2A (26 dB Bandwidth)

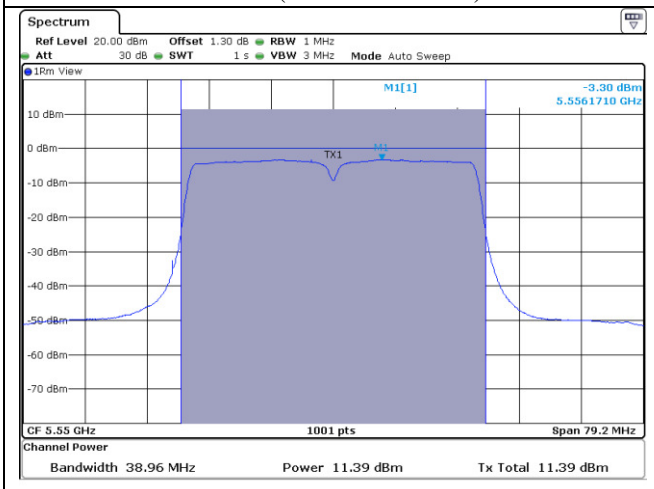

U-NII-2C (26 dB Bandwidth)

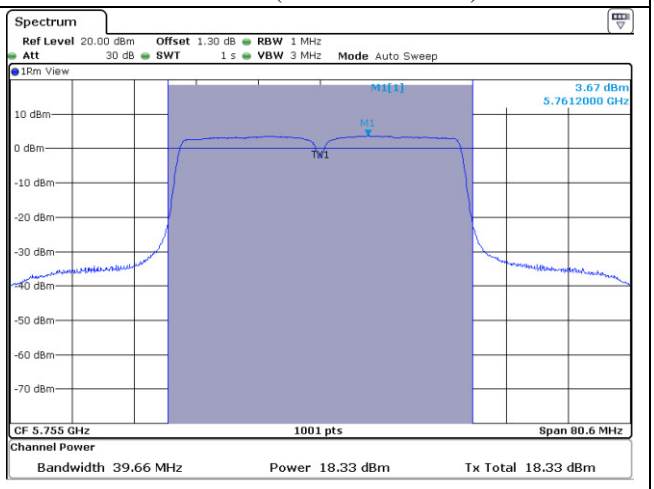

U-NII-3 (26 dB Bandwidth)

Note: In order to simplify the report, attached plots were only the most wide channel.

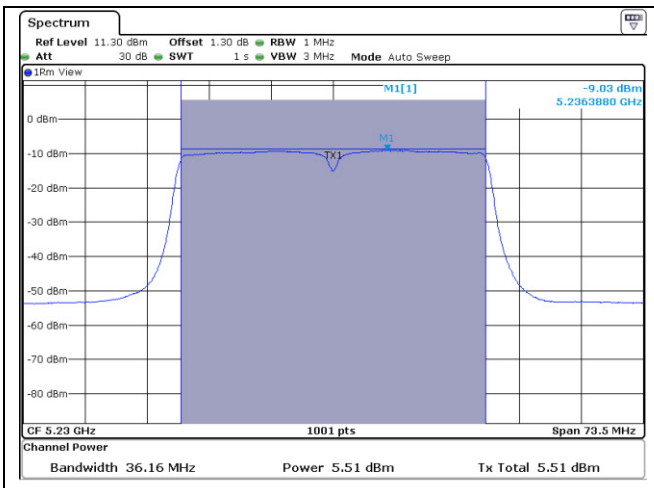

U-NII-1 (99 % bandwidth)

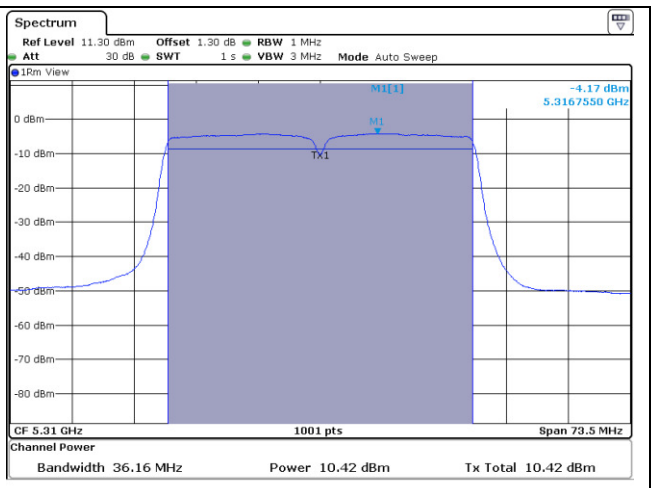

U-NII-2A (99 % bandwidth)

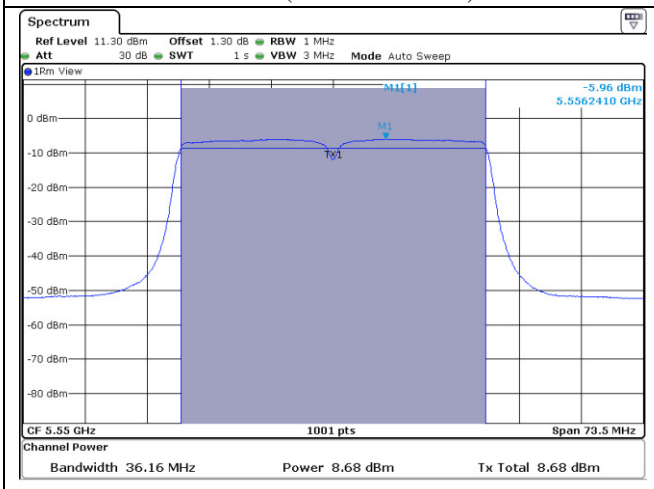

U-NII-2C (99 % bandwidth)

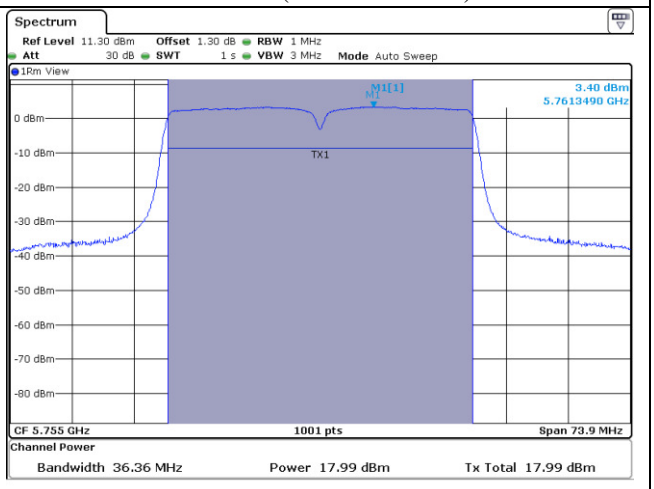

U-NII-3 (99 % bandwidth)

Note: In order to simplify the report, attached plots were only the most wide channel.

9.5.5.3 Test data for Antenna 2

-. Test Date : June 24, 2016

-. Test Result : Pass

-. FCC Test data

FREQUENCY RANGE (MHz)	CHANNEL	FREQUENCY (MHz)	26 dB Bandwidth (MHz)	MEASURED VALUE (dBm)	LIMIT (dBm)	MARGIN (dB)
5 150 ~ 5 250	Low	5 190	38.86	8.09	30	21.91
	High	5 230	38.96	9.65	30	20.35
5 250 ~ 5 350	Low	5 270	38.96	10.97	24	13.03
	High	5 310	38.76	11.40	24	12.60
5 470 ~ 5 725	Low	5 510	38.96	7.62	24	16.38
	Middle	5 550	38.96	11.63	24	12.37
	High	5 710	39.06	11.32	24	12.68
5 725 ~ 5 850	Low	5 755	38.86	18.24	30	11.76
	High	5 795	38.96	10.40	30	19.60

It should not be reproduced except in full, without the written approval of ONETECH Corp.

ONETECH Corp.: 43-14, Jinsaegol-gil, Chowol-eup, Gwangju-si, Gyeonggi-do, 12735, Korea (TEL: 82-31-799-9500, FAX: 82-31-799-9599)

-. IC Test data

FREQUENCY RANGE (MHz)	CHANNEL	FREQUENCY (MHz)	99 % bandwidth (MHz)	MEASURED VALUE (dBm)	LIMIT (dBm)	MARGIN (dB)
5 150 ~ 5 250	Low	5 190	36.16	4.17	18.01	13.84
	High	5 230	36.16	5.24	18.01	12.77
5 250 ~ 5 350	Low	5 270	36.16	10.32	24	13.68
	High	5 310	36.16	10.67	24	13.33
5 470 ~ 5 725	Low	5 510	36.16	6.24	24	13.68
	Middle	5 550	36.16	9.04	24	13.33
	High	5 710	36.26	8.38	24	13.68
5 725 ~ 5 825	Low	5 755	36.26	17.21	30	12.79
	High	5 795	36.16	8.47	30	21.53

Remark: See next page for measurement data.

Tested by: Min-Gu, Ji / Project Engineer

It should not be reproduced except in full, without the written approval of ONETECH Corp. EMC-003 (Rev.2)
ONETECH Corp.: 43-14, Jinsaegol-gil, Chowol-eup, Gwangju-si, Gyeonggi-do, 12735, Korea (TEL: 82-31-799-9500, FAX: 82-31-799-9599)

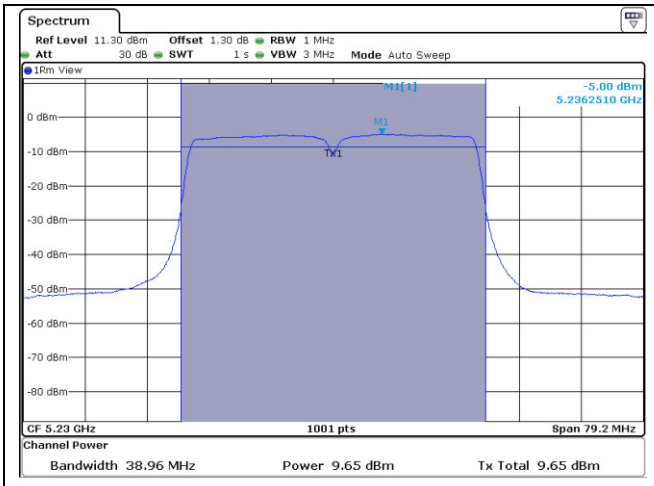

U-NII-1 (26 dB Bandwidth)

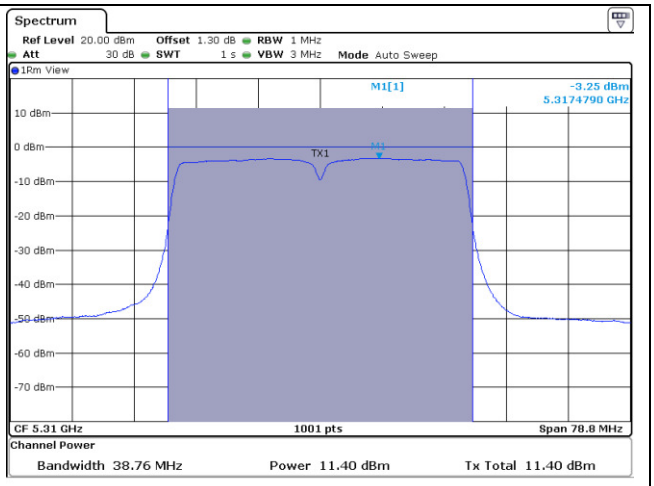

U-NII-2A (26 dB Bandwidth)

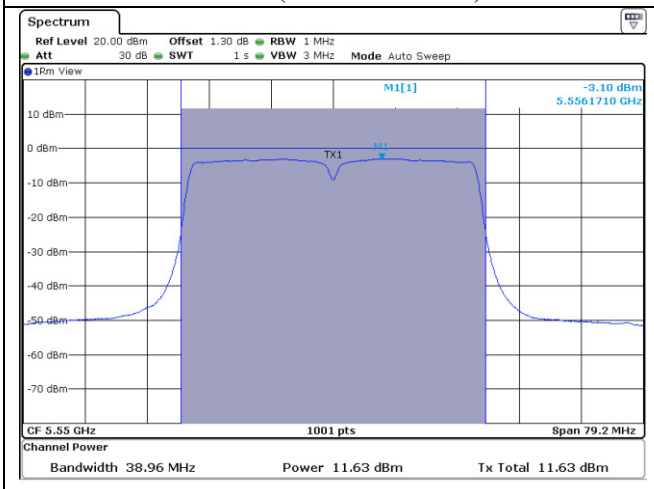

U-NII-2C (26 dB Bandwidth)

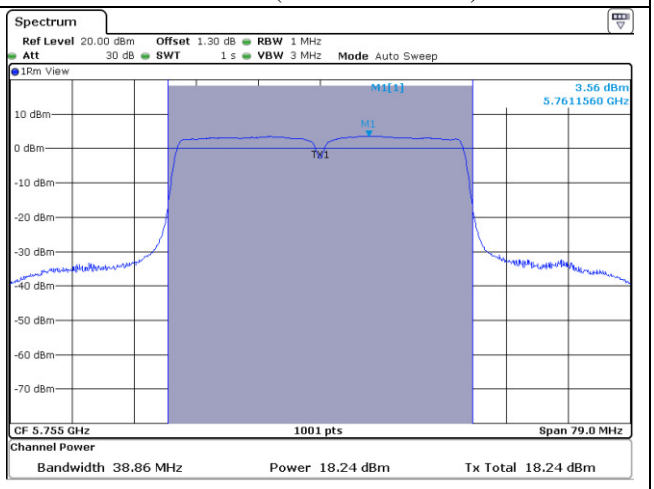

U-NII-3 (26 dB Bandwidth)

Note: In order to simplify the report, attached plots were only the most wide channel.

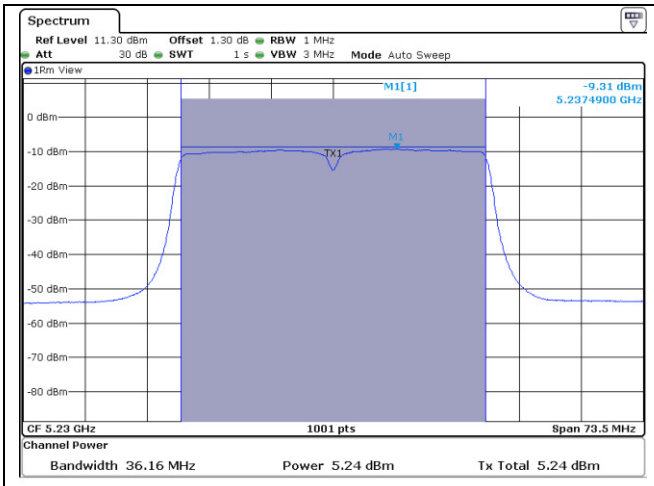

U-NII-1 (99 % bandwidth)

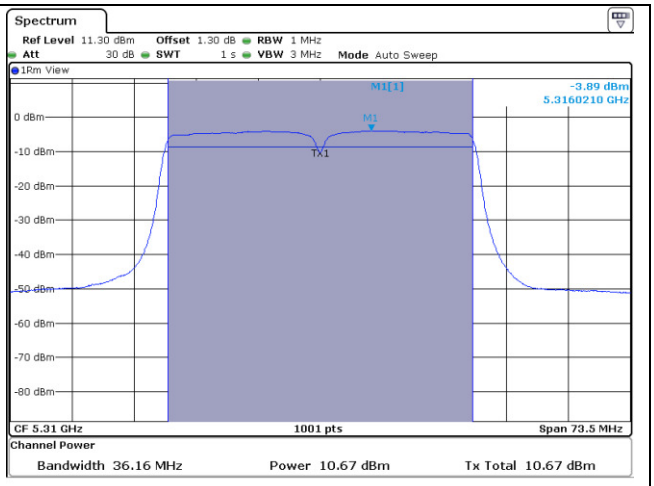

U-NII-2A (99 % bandwidth)

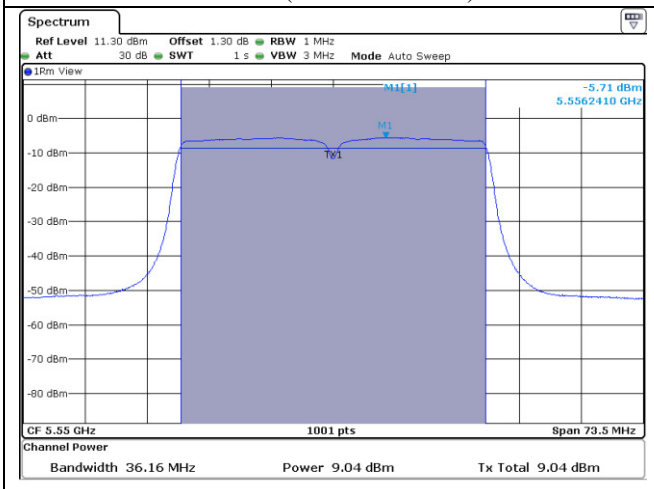

U-NII-2C (99 % bandwidth)

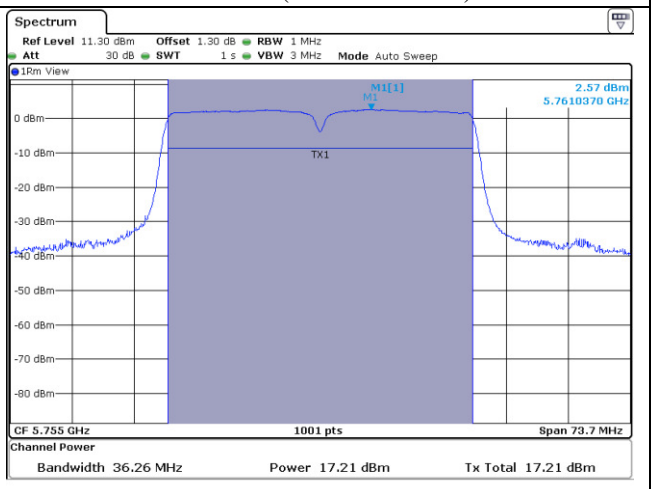

U-NII-3 (99 % bandwidth)

Note: In order to simplify the report, attached plots were only the most wide channel.

9.5.5.4 Test data for Antenna 3

-. Test Date : June 24, 2016

-. Test Result : Pass

-. FCC Test data

FREQUENCY RANGE (MHz)	CHANNEL	FREQUENCY (MHz)	26 dB Bandwidth (MHz)	MEASURED VALUE (dBm)	LIMIT (dBm)	MARGIN (dB)
5 150 ~ 5 250	Low	5 190	38.86	7.80	30	22.20
	High	5 230	38.96	8.70	30	21.30
5 250 ~ 5 350	Low	5 270	38.86	9.88	24	14.12
	High	5 310	38.86	10.17	24	13.83
5 470 ~ 5 725	Low	5 510	38.86	6.20	24	17.80
	Middle	5 550	38.96	10.06	24	13.94
	High	5 710	38.96	10.49	24	13.51
5 725 ~ 5 850	Low	5 755	39.46	17.97	30	12.03
	High	5 795	38.86	9.87	30	20.13

It should not be reproduced except in full, without the written approval of ONETECH Corp.

ONETECH Corp.: 43-14, Jinsaegol-gil, Chowol-eup, Gwangju-si, Gyeonggi-do, 12735, Korea (TEL: 82-31-799-9500, FAX: 82-31-799-9599)

-. IC Test data

FREQUENCY RANGE (MHz)	CHANNEL	FREQUENCY (MHz)	99 % bandwidth (MHz)	MEASURED VALUE (dBm)	LIMIT (dBm)	MARGIN (dB)
5 150 ~ 5 250	Low	5 190	36.16	3.26	17.41	14.15
	High	5 230	36.16	4.42	17.41	12.99
5 250 ~ 5 350	Low	5 270	36.16	9.16	24	14.84
	High	5 310	36.16	9.46	24	14.54
5 470 ~ 5 725	Low	5 510	36.16	4.46	24	19.54
	Middle	5 550	36.16	7.36	24	16.64
	High	5 710	36.16	7.57	24	16.43
5 725 ~ 5 825	Low	5 755	36.26	17.17	30	12.83
	High	5 795	36.16	7.88	30	22.12

Remark: See next page for measurement data.

Tested by: Min-Gu, Ji / Project Engineer

It should not be reproduced except in full, without the written approval of ONETECH Corp.

ONETECH Corp.: 43-14, Jinsaegol-gil, Chowol-eup, Gwangju-si, Gyeonggi-do, 12735, Korea (TEL: 82-31-799-9500, FAX: 82-31-799-9599)

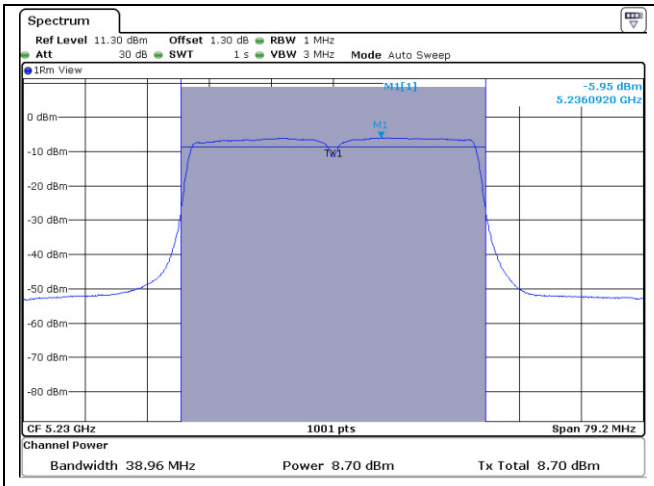

U-NII-1 (26 dB Bandwidth)

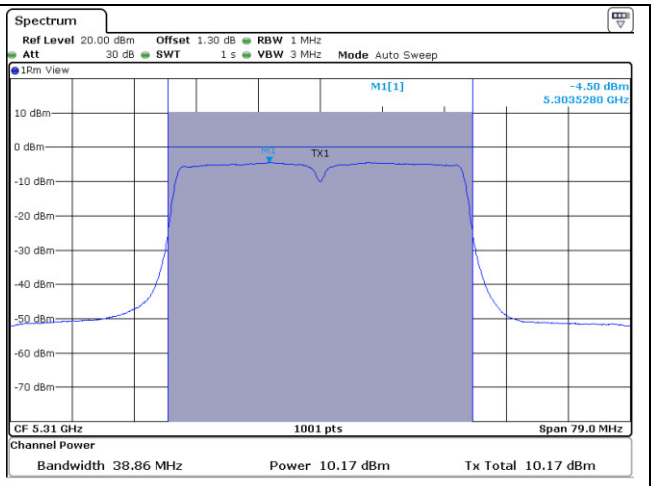

U-NII-2A (26 dB Bandwidth)

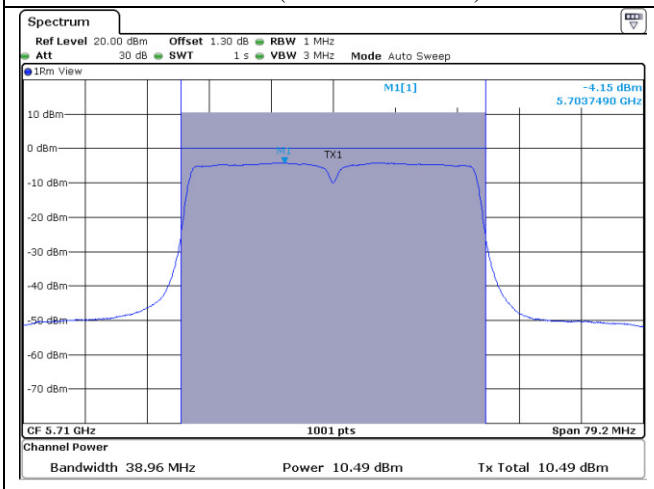

U-NII-2C (26 dB Bandwidth)

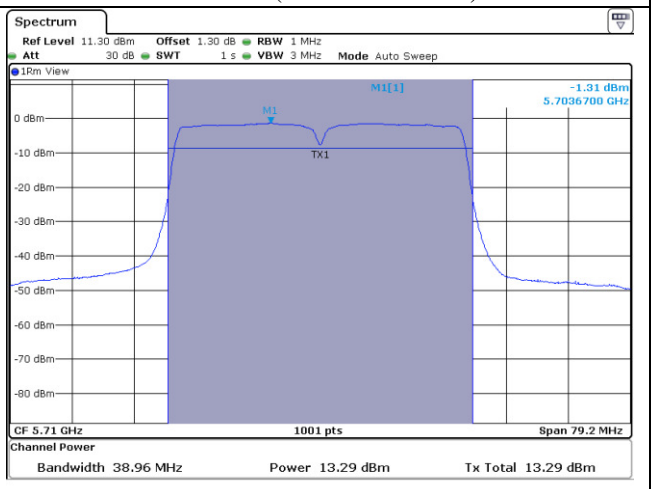

U-NII-3 (26 dB Bandwidth)

Note: In order to simplify the report, attached plots were only the most wide channel.

It should not be reproduced except in full, without the written approval of ONETECH Corp.

ONETECH Corp.: 43-14, Jinsaegol-gil, Chowol-eup, Gwangju-si, Gyeonggi-do, 12735, Korea (TEL: 82-31-799-9500, FAX: 82-31-799-9599)

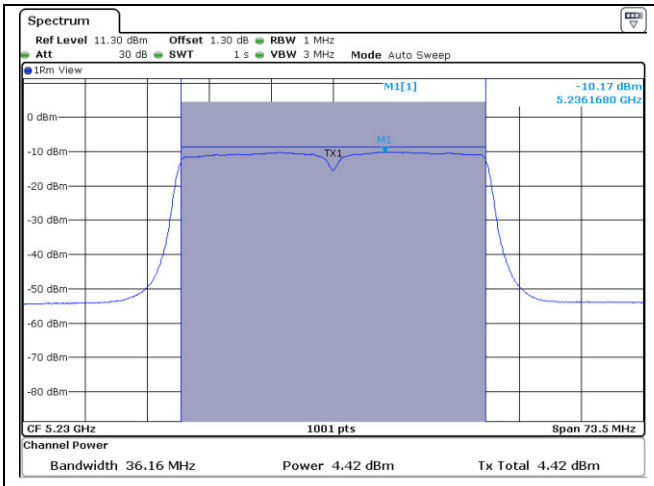

U-NII-1 (99 % bandwidth)

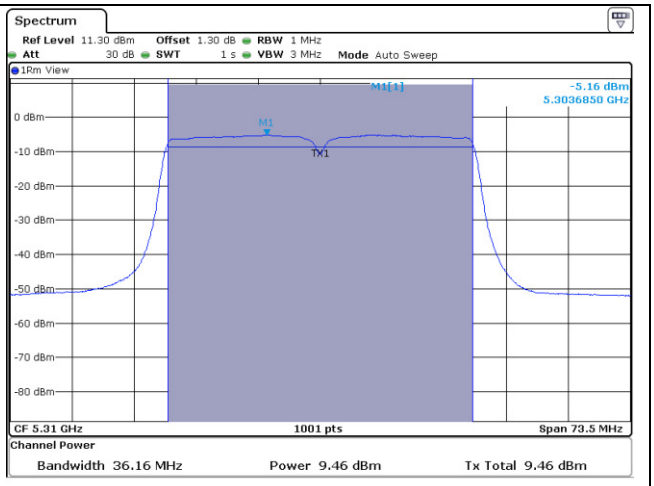

U-NII-2A (99 % bandwidth)

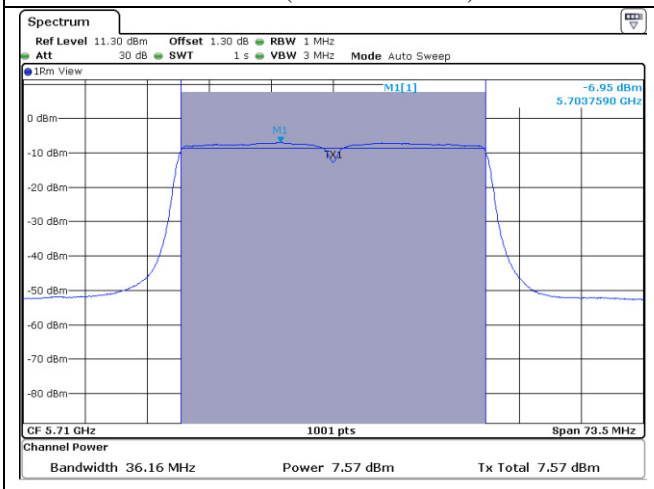

U-NII-2C (99 % bandwidth)

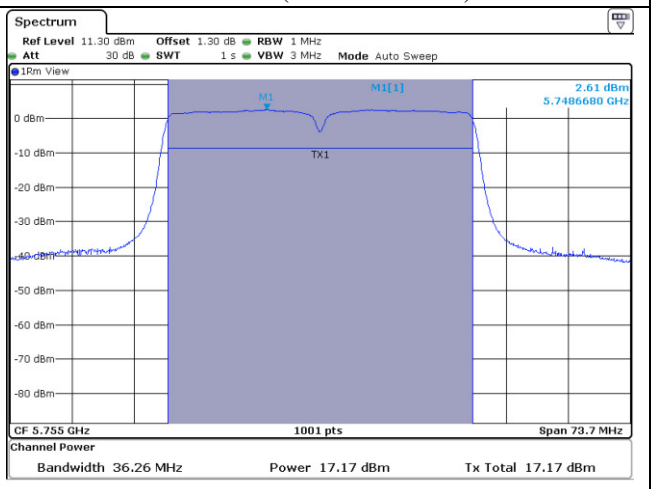

U-NII-3 (99 % bandwidth)

Note: In order to simplify the report, attached plots were only the most wide channel.

9.5.5.5 Test data for Multiple Transmit

-. Test Date : June 24, 2016

-. Test Result : Pass

-. FCC Test data

FREQUENCY RANGE (MHz)	CHANNEL	FREQUENCY (MHz)	MEASURED VALUE (dBm)	LIMIT (dBm)	MARGIN (dB)
5 150 ~ 5 250	Low	5 190	14.69	24.72	10.03
	High	5 230	15.64	24.72	9.08
5 250 ~ 5 350	Low	5 270	16.03	18.71	2.06
	High	5 310	17.12	18.71	1.59
5 470 ~ 5 725	Low	5 510	13.20	18.89	5.69
	Middle	5 550	17.32	18.89	1.57
	High	5 710	17.21	18.89	1.68
5 725 ~ 5 850	Low	5 755	24.09	25.64	1.55
	High	5 795	16.45	25.64	9.19

Remark 1 : Margin = Limit – Measured Value (=Receiver Reading + Cable Loss)

Remark 2 :Calculated Output Power= $10\log(10^{(\text{Antenna1 Output Power}/10)}+10^{(\text{Antenna2 Output Power}/10)})$

It should not be reproduced except in full, without the written approval of ONETECH Corp.

ONETECH Corp.: 43-14, Jinsaegol-gil, Chowol-eup, Gwangju-si, Gyeonggi-do, 12735, Korea (TEL: 82-31-799-9500, FAX: 82-31-799-9599)

-. IC Test data

FREQUENCY RANGE (MHz)	CHANNEL	FREQUENCY (MHz)	MEASURED VALUE (dBm)	LIMIT (dBm)	MARGIN (dB)
5 150 ~ 5 250	Low	5 190	10.37	11.72	1.35
	High	5 230	11.25	11.72	0.47
5 250 ~ 5 350	Low	5 270	16.24	18.71	2.68
	High	5 310	16.42	18.71	2.29
5 470 ~ 5 725	Low	5 510	11.65	18.89	7.24
	Middle	5 550	14.62	18.89	4.27
	High	5 710	14.47	18.89	4.42
5 725 ~ 5 825	Low	5 755	23.48	25.64	2.16
	High	5 795	14.55	25.64	11.09

Remark 1 : Margin = Limit – Measured Value (=Receiver Reading + Cable Loss)

Remark 2 :Calculated Output Power= $10\log(10^{(\text{Antenna1 Output Power}/10)}+10^{(\text{Antenna2 Output Power}/10)})$

Tested by: Min-Gu, Ji / Project Engineer

9.5.5.6 Test data for Staddle Channel_Antenna 0

-. Test Date : June 24, 2016

-. Test Result : Pass

FREQUENCY RANGE (MHz)	FREQUENCY (MHz)	26 dB Bandwidth (MHz)	MEASURED VALUE (dBm)	LIMIT (dBm)	MARGIN (dB)
5 470 ~ 5 725	5 710	34.47	8.69	24.00	15.31
5 725 ~ 5 825	5 710	4.49	-3.20	30.00	33.20

9.5.5.7 Test data for Staddle Channel_Antenna 1

-. Test Date : June 24, 2016

-. Test Result : Pass

FREQUENCY RANGE (MHz)	FREQUENCY (MHz)	26 dB Bandwidth (MHz)	MEASURED VALUE (dBm)	LIMIT (dBm)	MARGIN (dB)
5 470 ~ 5 725	5 710	34.47	8.06	24.00	15.94
5 725 ~ 5 825	5 710	4.49	-3.44	30.00	33.44

9.5.5.8 Test data for Staddle Channel_Antenna 2

-. Test Date : June 24, 2016

-. Test Result : Pass

FREQUENCY RANGE (MHz)	FREQUENCY (MHz)	26 dB Bandwidth (MHz)	MEASURED VALUE (dBm)	LIMIT (dBm)	MARGIN (dB)
5 470 ~ 5 725	5 710	34.47	8.17	24.00	15.83
5 725 ~ 5 825	5 710	4.59	-3.32	30.00	33.32

It should not be reproduced except in full, without the written approval of ONETECH Corp.

ONETECH Corp.: 43-14, Jinsaegol-gil, Chowol-eup, Gwangju-si, Gyeonggi-do, 12735, Korea (TEL: 82-31-799-9500, FAX: 82-31-799-9599)

9.5.5.9 Test data for Staddle Channel_Antenna 3

-. Test Date : June 24, 2016

-. Test Result : Pass

FREQUENCY RANGE (MHz)	FREQUENCY (MHz)	26 dB Bandwidth (MHz)	MEASURED VALUE (dBm)	LIMIT (dBm)	MARGIN (dB)
5 470 ~ 5 725	5 710	34.47	7.22	24.00	16.78
5 725 ~ 5 825	5 710	4.49	-4.27	30.00	34.27

9.5.5.10 Test data for Staddle Channel_Multiple Transmit

-. Test Date : June 24, 2016

-. Test Result : Pass

FREQUENCY RANGE (MHz)	FREQUENCY (MHz)	MEASURED VALUE (dBm)	LIMIT (dBm)	MARGIN (dB)
5 470 ~ 5 725	5 710	14.09	18.89	4.80
5 725 ~ 5 850	5 710	2.48	25.64	23.16

Remark 1 : Margin = Limit – Measured Value (=Receiver Reading + Cable Loss)

Remark 2 :Calculated Output Power= $10\log(10^{(\text{Antenna1 Output Power}/10)}+10^{(\text{Antenna2 Output Power}/10)})$

Tested by: Min-Gu, Ji / Project Engineer

It should not be reproduced except in full, without the written approval of ONETECH Corp.

ONETECH Corp.: 43-14, Jinsaegol-gil, Chowol-eup, Gwangju-si, Gyeonggi-do, 12735, Korea (TEL: 82-31-799-9500, FAX: 82-31-799-9599)

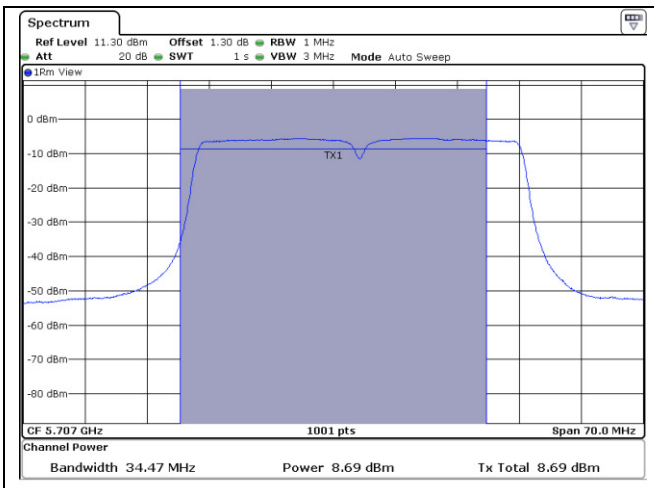

Ant 0

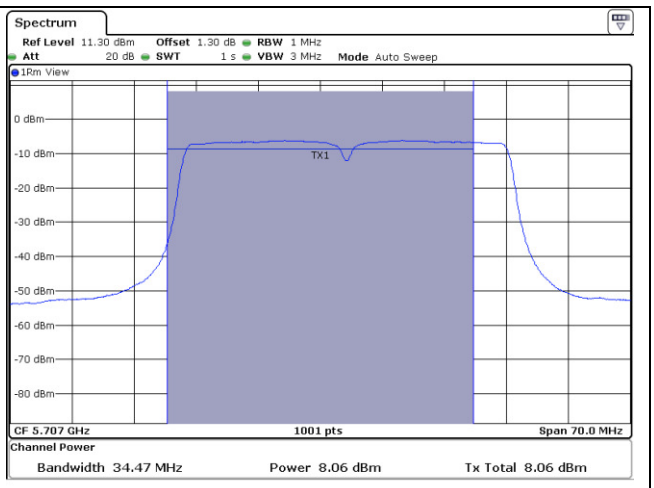

Ant 1

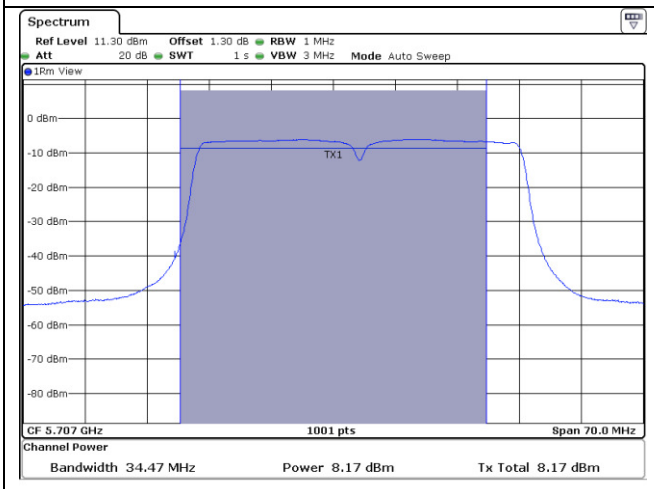

Ant 2

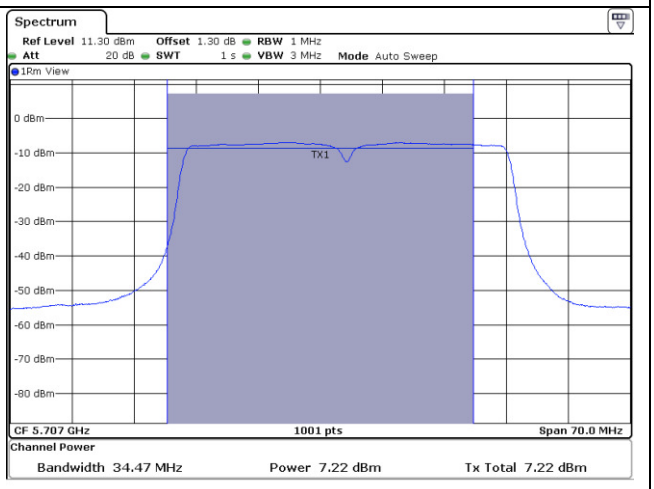

Ant 3

Note: In order to simplify the report, attached plots were only the most wide channel.

It should not be reproduced except in full, without the written approval of ONETECH Corp.

ONETECH Corp.: 43-14, Jinsaegol-gil, Chowol-eup, Gwangju-si, Gyeonggi-do, 12735, Korea (TEL: 82-31-799-9500, FAX: 82-31-799-9599)

9.5.6 Test data for 802.11ac_VHT80 RLAN Mode

9.5.6.1 Test data for Antenna 0

-. Test Date : June 24, 2016

-. Test Result : Pass

-. FCC Test data

FREQUENCY RANGE (MHz)	CHANNEL	FREQUENCY (MHz)	26 dB Bandwidth (MHz)	MEASURED VALUE (dBm)	LIMIT (dBm)	MARGIN (dB)
5 150 ~ 5 250	Low	5 210	78.32	9.61	30.00	20.39
5 250 ~ 5 350	Low	5 290	79.32	13.18	24.00	14.41
5 470 ~ 5 725	Low	5 530	79.52	6.50	24.00	17.50
5 725 ~ 5 850	Low	5 775	79.52	15.10	30.00	14.90

It should not be reproduced except in full, without the written approval of ONETECH Corp.

ONETECH Corp.: 43-14, Jinsaegol-gil, Chowol-eup, Gwangju-si, Gyeonggi-do, 12735, Korea (TEL: 82-31-799-9500, FAX: 82-31-799-9599)

-. IC Test data

FREQUENCY RANGE (MHz)	CHANNEL	FREQUENCY (MHz)	99 % bandwidth (MHz)	MEASURED VALUE (dBm)	LIMIT (dBm)	MARGIN (dB)
5 150 ~ 5 250	Low	5 210	74.93	5.37	17.94	12.57
5 250 ~ 5 350	Low	5 290	75.52	9.59	24	14.41
5 470 ~ 5 725	Low	5 530	75.52	5.50	24	18.50
5 725 ~ 5 825	Low	5 775	75.52	4.44	30	25.56

Remark: See next page for measurement data.

Tested by: Min-Gu, Ji / Project Engineer

It should not be reproduced except in full, without the written approval of ONETECH Corp.

ONETECH Corp.: 43-14, Jinsaegol-gil, Chowol-eup, Gwangju-si, Gyeonggi-do, 12735, Korea (TEL: 82-31-799-9500, FAX: 82-31-799-9599)

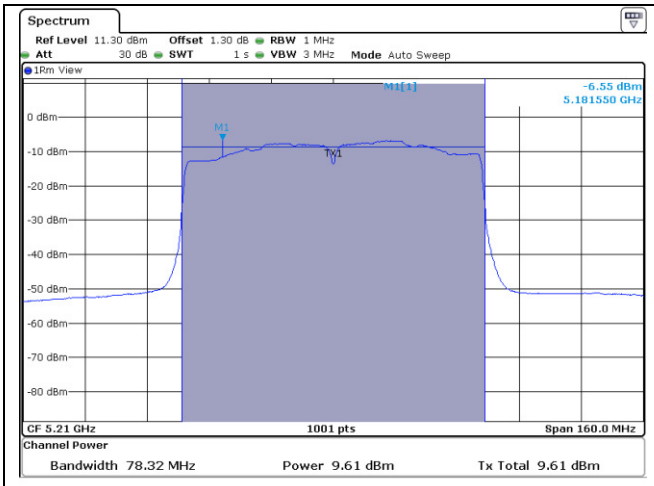

U-NII-1 (26 dB Bandwidth)

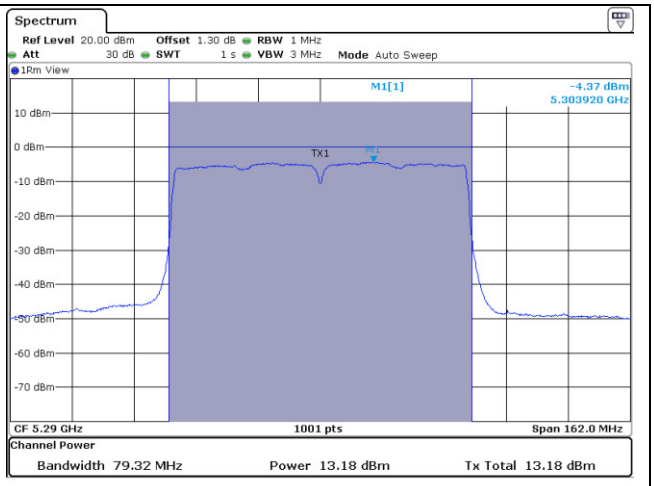

U-NII-2A (26 dB Bandwidth)

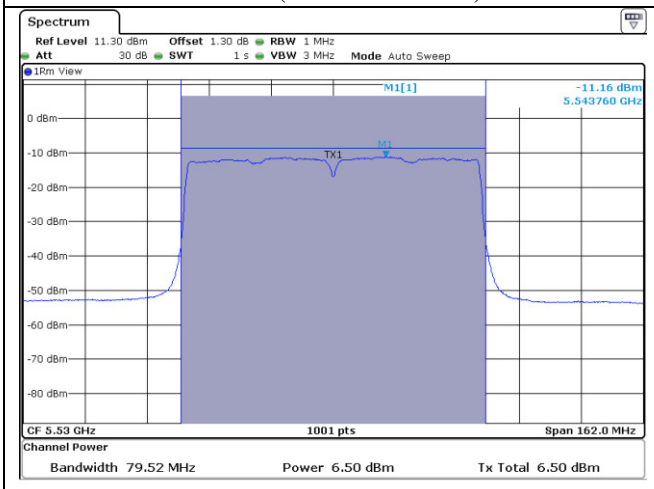

U-NII-2C (26 dB Bandwidth)

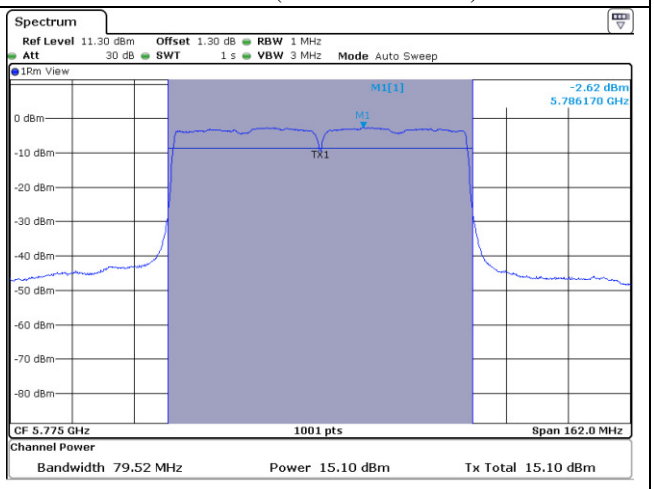

U-NII-3 (26 dB Bandwidth)

Note: In order to simplify the report, attached plots were only the most wide channel.

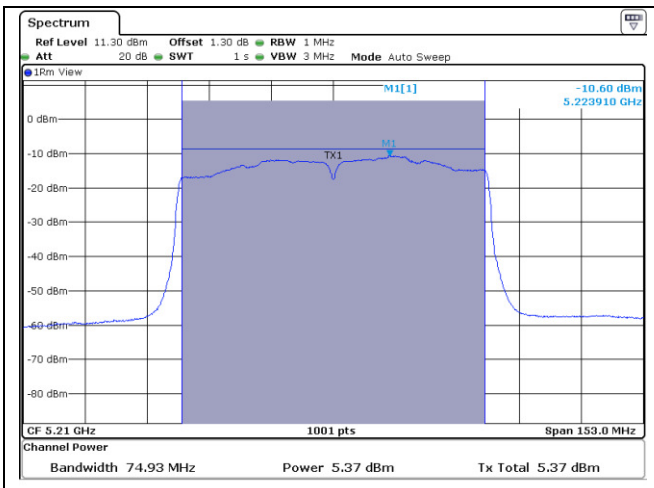

U-NII-1 (99 % bandwidth)

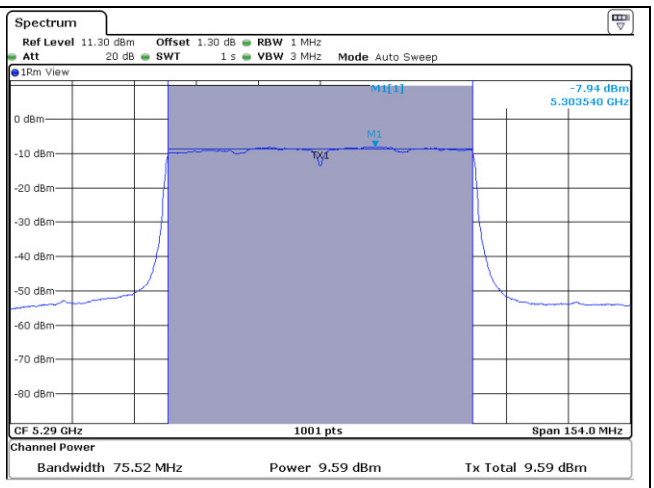

U-NII-2A (99 % bandwidth)

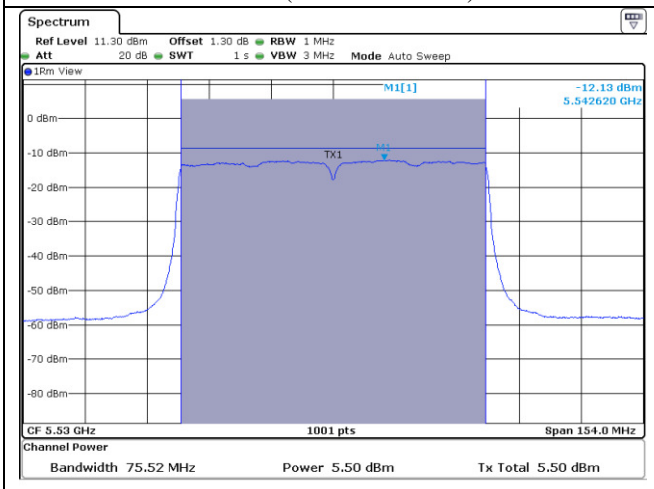

U-NII-2C (99 % bandwidth)

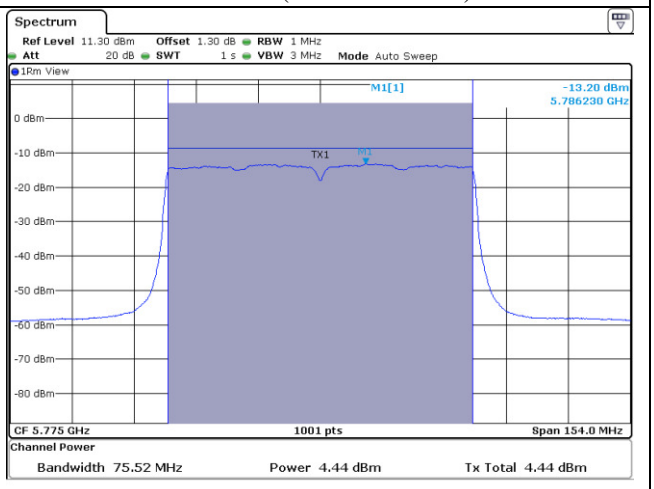

U-NII-3 (99 % bandwidth)

Note: In order to simplify the report, attached plots were only the most wide channel.

It should not be reproduced except in full, without the written approval of ONETECH Corp.

ONETECH Corp.: 43-14, Jinsaegol-gil, Chowol-eup, Gwangju-si, Gyeonggi-do, 12735, Korea (TEL: 82-31-799-9500, FAX: 82-31-799-9599)

9.5.6.2 Test data for Antenna 1

-. Test Date : June 24, 2016

-. Test Result : Pass

-. FCC Test data

FREQUENCY RANGE (MHz)	CHANNEL	FREQUENCY (MHz)	26 dB Bandwidth (MHz)	MEASURED VALUE (dBm)	LIMIT (dBm)	MARGIN (dB)
5 150 ~ 5 250	Low	5 210	77.92	9.18	30.00	20.82
5 250 ~ 5 350	Low	5 290	79.52	11.65	24.00	12.35
5 470 ~ 5 725	Low	5 530	79.12	7.10	24.00	16.90
5 725 ~ 5 850	Low	5 775	79.32	14.61	30.00	15.39

It should not be reproduced except in full, without the written approval of ONETECH Corp.

ONETECH Corp.: 43-14, Jinsaegol-gil, Chowol-eup, Gwangju-si, Gyeonggi-do, 12735, Korea (TEL: 82-31-799-9500, FAX: 82-31-799-9599)

-. IC Test data

FREQUENCY RANGE (MHz)	CHANNEL	FREQUENCY (MHz)	99 % bandwidth (MHz)	MEASURED VALUE (dBm)	LIMIT (dBm)	MARGIN (dB)
5 150 ~ 5 250	Low	5 210	74.93	4.40	17.62	13.22
5 250 ~ 5 350	Low	5 290	75..52	9.05	24	14.95
5 470 ~ 5 725	Low	5 530	75.72	5.62	24	18.38
5 725 ~ 5 825	Low	5 775	75.52	3.67	30	26.33

Remark: See next page for measurement data.

Tested by: Min-Gu, Ji / Project Engineer

It should not be reproduced except in full, without the written approval of ONETECH Corp.

ONETECH Corp.: 43-14, Jinsaegol-gil, Chowol-eup, Gwangju-si, Gyeonggi-do, 12735, Korea (TEL: 82-31-799-9500, FAX: 82-31-799-9599)

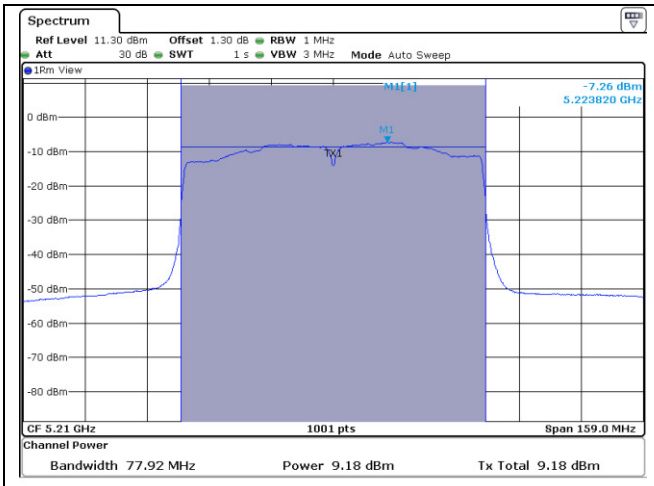

U-NII-1 (26 dB Bandwidth)

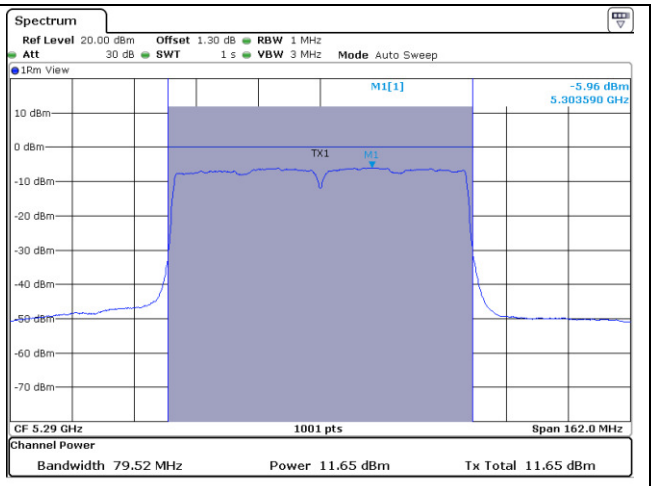

U-NII-2A (26 dB Bandwidth)

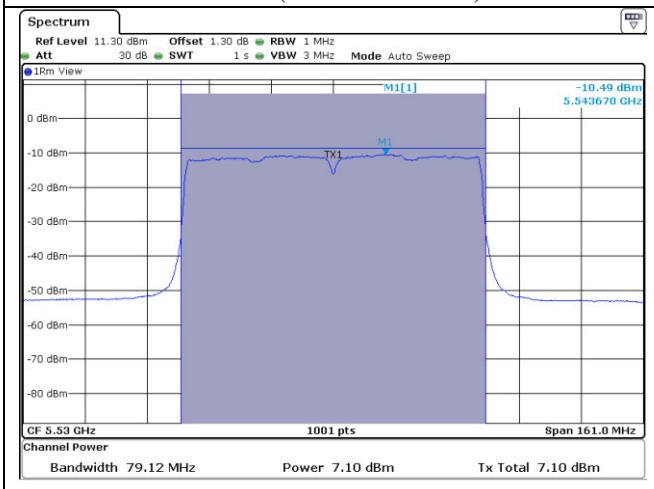

U-NII-2C (26 dB Bandwidth)

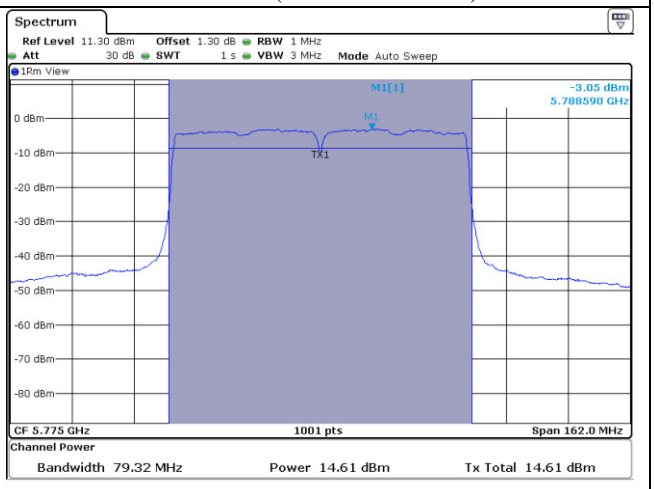

U-NII-3 (26 dB Bandwidth)

Note: In order to simplify the report, attached plots were only the most wide channel.

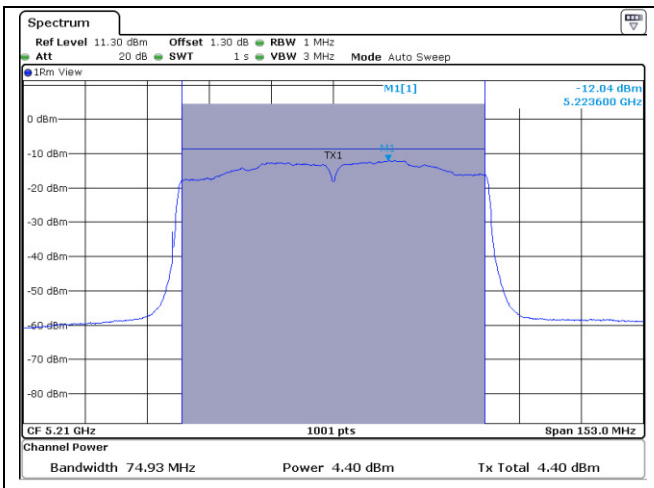

U-NII-1 (99 % bandwidth)

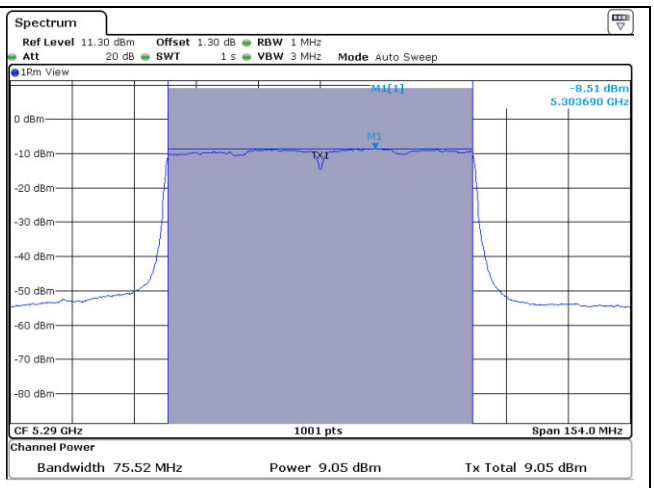

U-NII-2A (99 % bandwidth)

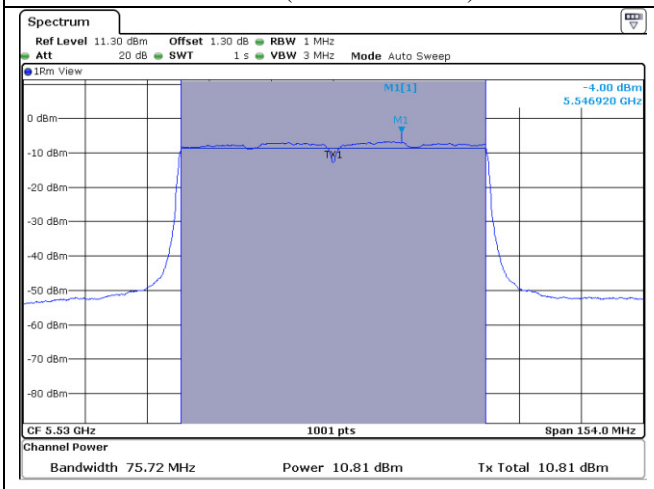

U-NII-2C (99 % bandwidth)

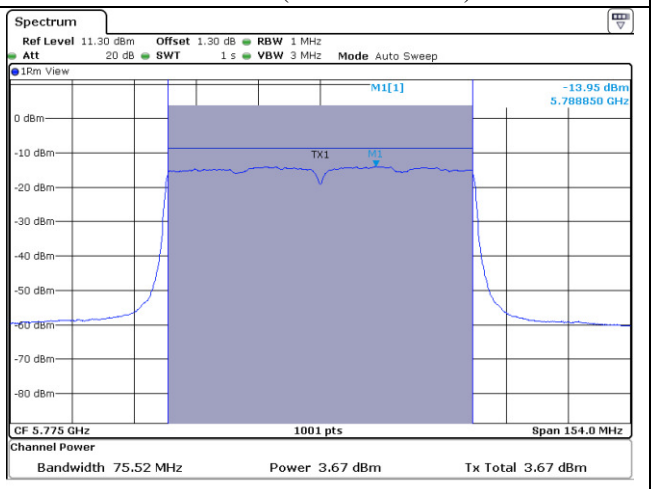

U-NII-3 (99 % bandwidth)

Note: In order to simplify the report, attached plots were only the most wide channel.

It should not be reproduced except in full, without the written approval of ONETECH Corp.

ONETECH Corp.: 43-14, Jinsaegol-gil, Chowol-eup, Gwangju-si, Gyeonggi-do, 12735, Korea (TEL: 82-31-799-9500, FAX: 82-31-799-9599)

9.5.6.3 Test data for Antenna 2

-. Test Date : June 24, 2016

-. Test Result : Pass

-. FCC Test data

FREQUENCY RANGE (MHz)	CHANNEL	FREQUENCY (MHz)	26 dB Bandwidth (MHz)	MEASURED VALUE (dBm)	LIMIT (dBm)	MARGIN (dB)
5 150 ~ 5 250	Low	5 210	77.92	8.76	30.00	21.24
5 250 ~ 5 350	Low	5 290	78.92	11.73	24.00	12.27
5 470 ~ 5 725	Low	5 530	79.32	7.50	24.00	16.50
5 725 ~ 5 850	Low	5 775	79.12	14.55	30.00	15.45

It should not be reproduced except in full, without the written approval of ONETECH Corp.

ONETECH Corp.: 43-14, Jinsaegol-gil, Chowol-eup, Gwangju-si, Gyeonggi-do, 12735, Korea (TEL: 82-31-799-9500, FAX: 82-31-799-9599)

-. IC Test data

FREQUENCY RANGE (MHz)	CHANNEL	FREQUENCY (MHz)	99 % bandwidth (MHz)	MEASURED VALUE (dBm)	LIMIT (dBm)	MARGIN (dB)
5 150 ~ 5 250	Low	5 210	74.93	4.61	18.01	13.40
5 250 ~ 5 350	Low	5 290	75.52	9.27	24	14.73
5 470 ~ 5 725	Low	5 530	75.52	5.48	24	18.52
5 725 ~ 5 825	Low	5 775	75.52	3.76	30	26.24

Remark: See next page for measurement data.

Tested by: Min-Gu, Ji / Project Engineer

It should not be reproduced except in full, without the written approval of ONETECH Corp.

ONETECH Corp.: 43-14, Jinsaegol-gil, Chowol-eup, Gwangju-si, Gyeonggi-do, 12735, Korea (TEL: 82-31-799-9500, FAX: 82-31-799-9599)

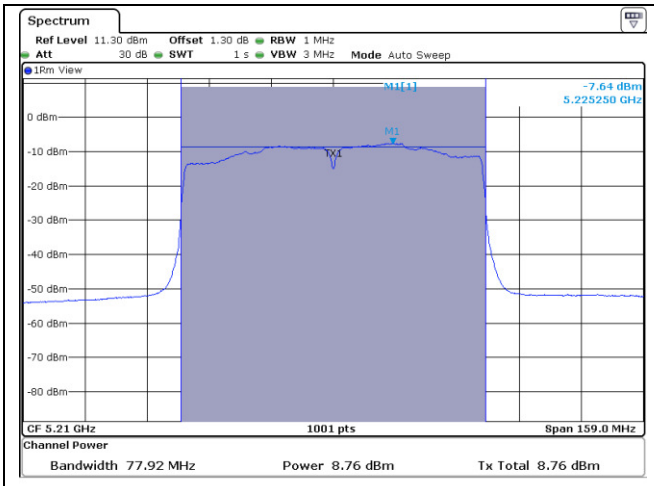

U-NII-1 (26 dB Bandwidth)

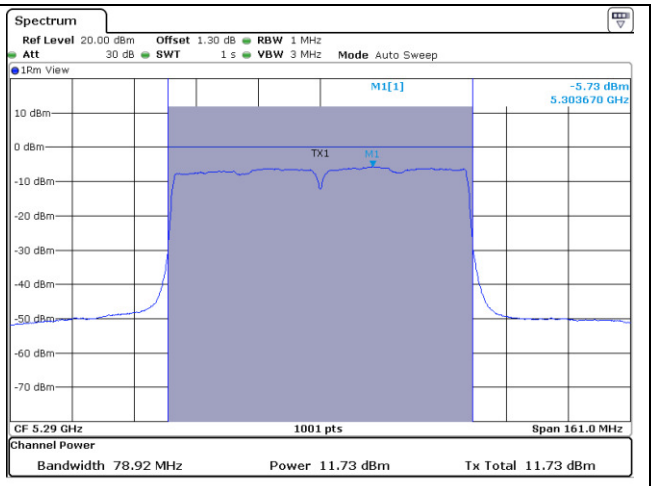

U-NII-2A (26 dB Bandwidth)

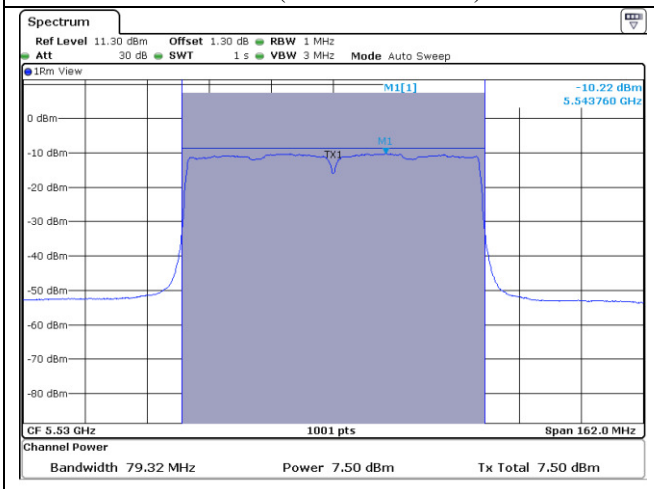

U-NII-2C (26 dB Bandwidth)

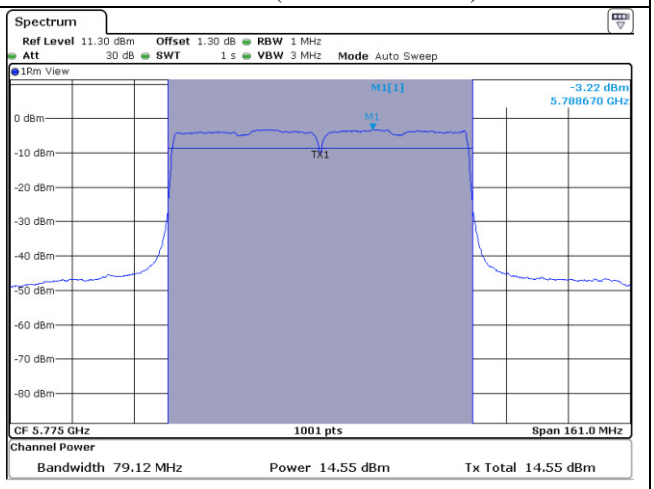

U-NII-3 (26 dB Bandwidth)

Note: In order to simplify the report, attached plots were only the most wide channel.

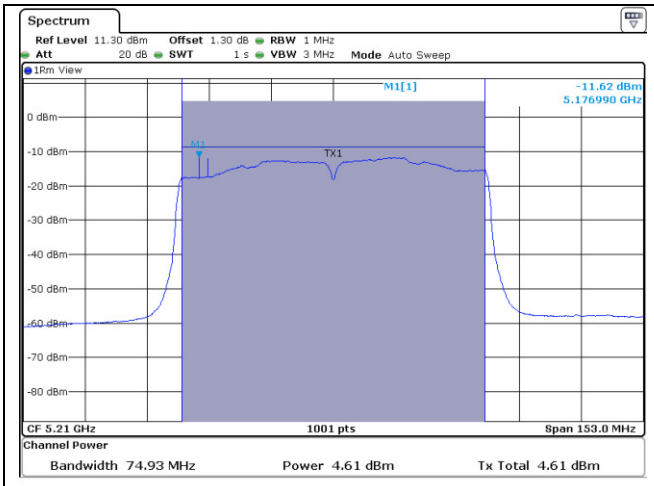

U-NII-1 (99 % bandwidth)

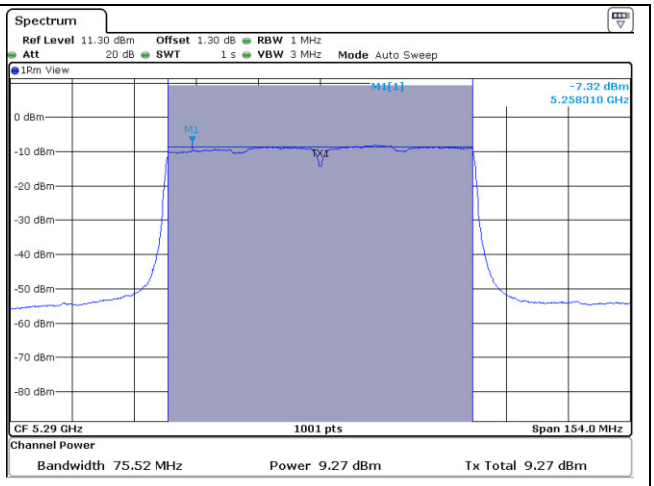

U-NII-2A (99 % bandwidth)

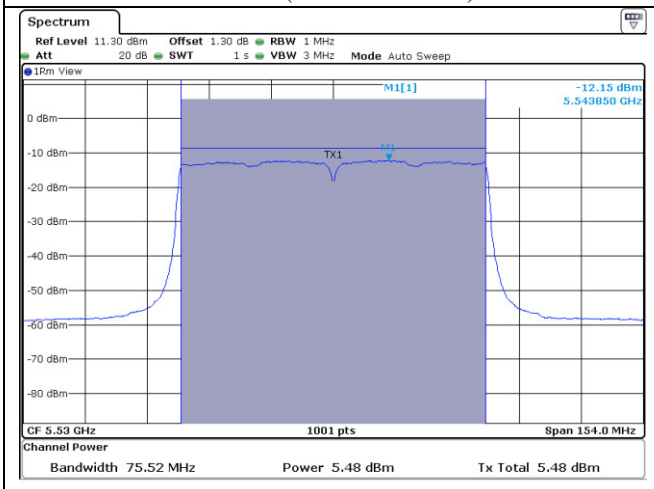

U-NII-2C (99 % bandwidth)

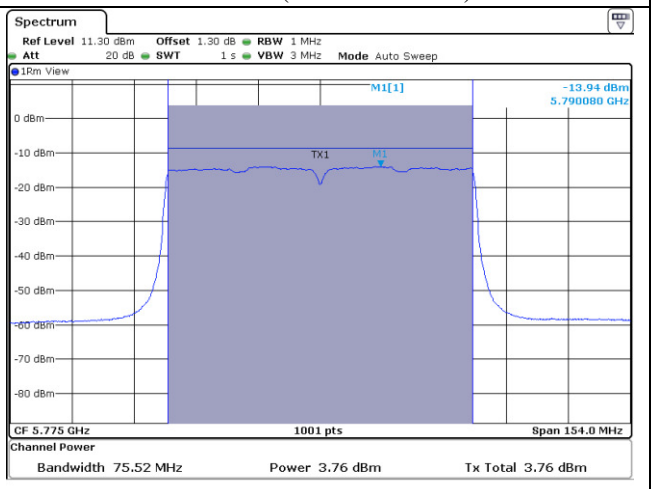

U-NII-3 (99 % bandwidth)

Note: In order to simplify the report, attached plots were only the most wide channel.

It should not be reproduced except in full, without the written approval of ONETECH Corp.

ONETECH Corp.: 43-14, Jinsaegol-gil, Chowol-eup, Gwangju-si, Gyeonggi-do, 12735, Korea (TEL: 82-31-799-9500, FAX: 82-31-799-9599)

9.5.6.4 Test data for Antenna 3

-. Test Date : June 24, 2016

-. Test Result : Pass

-. FCC Test data

FREQUENCY RANGE (MHz)	CHANNEL	FREQUENCY (MHz)	26 dB Bandwidth (MHz)	MEASURED VALUE (dBm)	LIMIT (dBm)	MARGIN (dB)
5 150 ~ 5 250	Low	5 210	78.12	7.79	30.00	22.21
5 250 ~ 5 350	Low	5 290	79.32	10.65	24.00	13.35
5 470 ~ 5 725	Low	5 530	79.12	5.88	24.00	18.12
5 725 ~ 5 850	Low	5 775	79.12	13.80	30.00	16.20

It should not be reproduced except in full, without the written approval of ONETECH Corp.

ONETECH Corp.: 43-14, Jinsaegol-gil, Chowol-eup, Gwangju-si, Gyeonggi-do, 12735, Korea (TEL: 82-31-799-9500, FAX: 82-31-799-9599)

-. IC Test data

FREQUENCY RANGE (MHz)	CHANNEL	FREQUENCY (MHz)	99 % bandwidth (MHz)	MEASURED VALUE (dBm)	LIMIT (dBm)	MARGIN (dB)
5 150 ~ 5 250	Low	5 210	74.93	3.12	17.41	14.29
5 250 ~ 5 350	Low	5 290	75.52	8.19	24	15.81
5 470 ~ 5 725	Low	5 530	75.52	4.24	24	19.76
5 725 ~ 5 825	Low	5 775	75.52	2.78	30	27.22

Remark: See next page for measurement data.

Tested by: Min-Gu, Ji / Project Engineer

It should not be reproduced except in full, without the written approval of ONETECH Corp.

ONETECH Corp.: 43-14, Jinsaegol-gil, Chowol-eup, Gwangju-si, Gyeonggi-do, 12735, Korea (TEL: 82-31-799-9500, FAX: 82-31-799-9599)

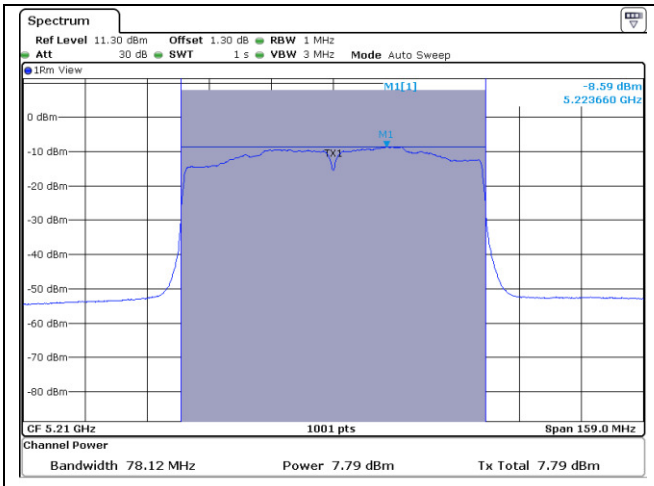

U-NII-1 (26 dB Bandwidth)

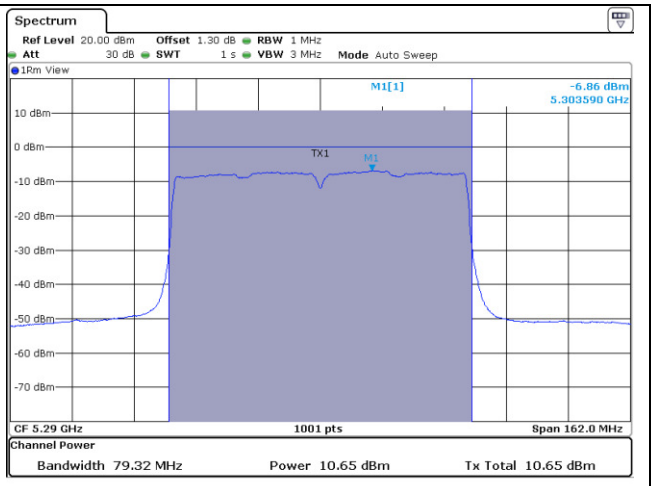

U-NII-2A (26 dB Bandwidth)

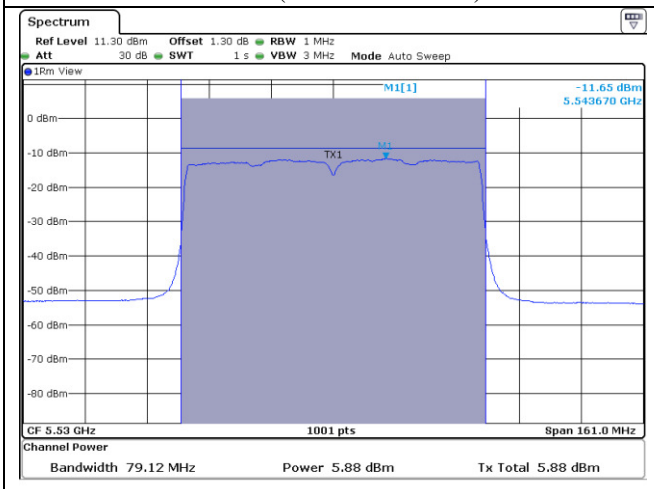

U-NII-2C (26 dB Bandwidth)

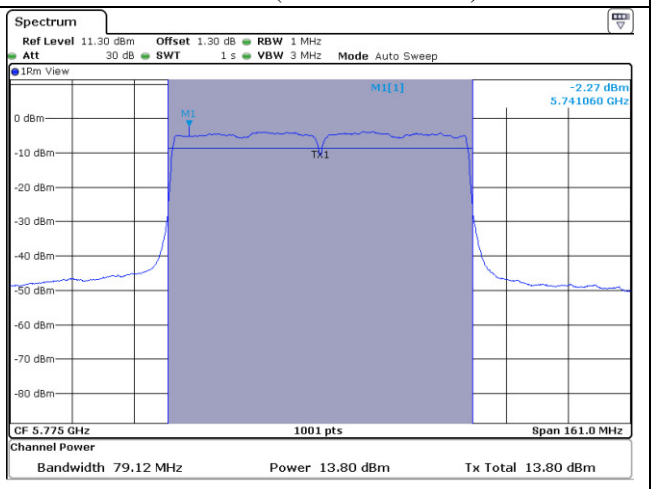

U-NII-3 (26 dB Bandwidth)

Note: In order to simplify the report, attached plots were only the most wide channel.

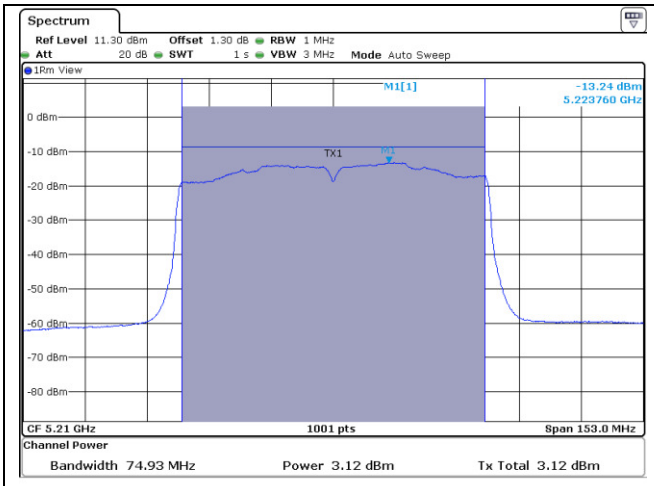

U-NII-1 (99 % bandwidth)

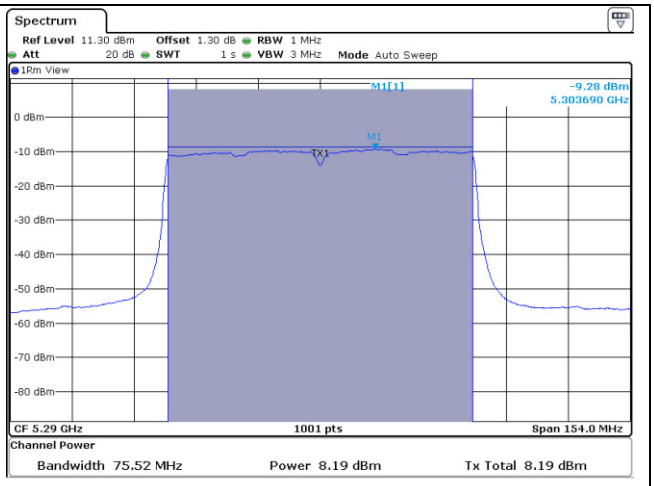

U-NII-2A (99 % bandwidth)

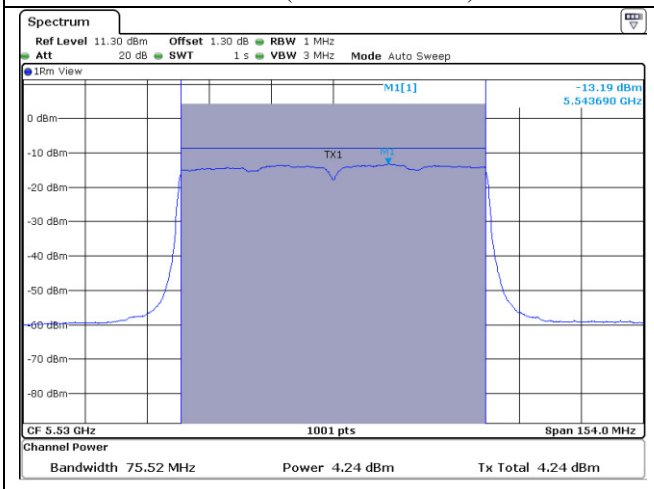

U-NII-2C (99 % bandwidth)

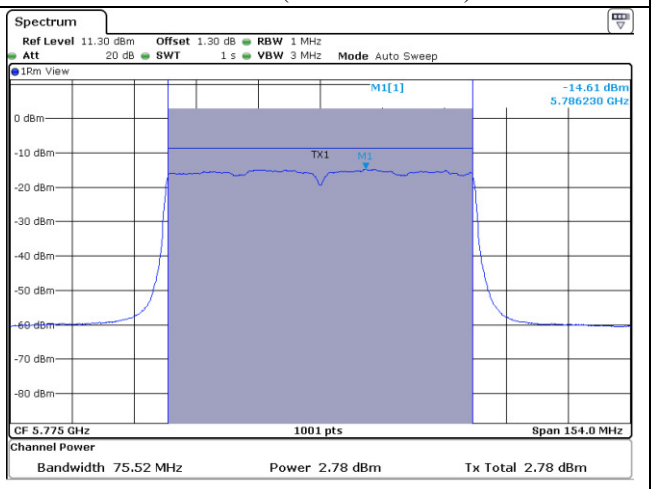

U-NII-3 (99 % bandwidth)

Note: In order to simplify the report, attached plots were only the most wide channel.

9.5.6.5 Test data for Multiple Transmit

-. Test Date : June 24, 2016

-. Test Result : Pass

-. FCC Test data

FREQUENCY RANGE (MHz)	CHANNEL	FREQUENCY (MHz)	MEASURED VALUE (dBm)	LIMIT (dBm)	MARGIN (dB)
5 150 ~ 5 250	Low	5 210	14.91	24.72	9.81
5 250 ~ 5 350	Low	5 290	17.93	18.71	1.70
5 470 ~ 5 725	Low	5 530	12.81	18.89	6.08
5 725 ~ 5 850	Low	5 775	20.56	25.64	5.08

Remark 1 : Margin = Limit – Measured Value (=Receiver Reading + Cable Loss)

Remark 2 :Calculated Output Power= $10\log(10^{(\text{Antenna1 Output Power}/10)}+10^{(\text{Antenna2 Output Power}/10)})$

It should not be reproduced except in full, without the written approval of ONETECH Corp.

ONETECH Corp.: 43-14, Jinsaegol-gil, Chowol-eup, Gwangju-si, Gyeonggi-do, 12735, Korea (TEL: 82-31-799-9500, FAX: 82-31-799-9599)

-. IC Test data

FREQUENCY RANGE (MHz)	CHANNEL	FREQUENCY (MHz)	MEASURED VALUE (dBm)	LIMIT (dBm)	MARGIN (dB)
5 150 ~ 5 250	Low	5 210	10.47	11.72	1.25
5 250 ~ 5 350	Low	5 290	15.08	18.71	3.63
5 470 ~ 5 725	Low	5 530	11.25	18.89	7.62
5 725 ~ 5 825	Low	5 775	9.72	25.64	15.92

Remark 1 : Margin = Limit – Measured Value (=Receiver Reading + Cable Loss)

Remark 2 :Calculated Output Power= $10\log(10^{(\text{Antenna1 Output Power}/10)}+10^{(\text{Antenna2 Output Power}/10)})$

Tested by: Min-Gu, Ji / Project Engineer

9.5.6.6 Test data for Staddle Channel_Antenna 0

-. Test Date : June 24, 2016

-. Test Result : Pass

FREQUENCY RANGE (MHz)	FREQUENCY (MHz)	26 dB Bandwidth (MHz)	MEASURED VALUE (dBm)	LIMIT (dBm)	MARGIN (dB)
5 470 ~ 5 725	5 690	74.76	11.31	24.00	12.69
5 725 ~ 5 825	5 690	4.76	-3.84	30.00	33.84

9.5.6.7 Test data for Staddle Channel_Antenna 1

-. Test Date : June 24, 2016

-. Test Result : Pass

FREQUENCY RANGE (MHz)	FREQUENCY (MHz)	26 dB Bandwidth (MHz)	MEASURED VALUE (dBm)	LIMIT (dBm)	MARGIN (dB)
5 470 ~ 5 725	5 690	74.76	10.89	24.00	13.11
5 725 ~ 5 825	5 690	4.56	-3.77	30.00	33.77

9.5.6.8 Test data for Staddle Channel_Antenna 2

-. Test Date : June 24, 2016

-. Test Result : Pass

FREQUENCY RANGE (MHz)	FREQUENCY (MHz)	26 dB Bandwidth (MHz)	MEASURED VALUE (dBm)	LIMIT (dBm)	MARGIN (dB)
5 470 ~ 5 725	5 690	74.76	10.97	24.00	13.03
5 725 ~ 5 825	5 690	4.56	-3.85	30.00	33.85

It should not be reproduced except in full, without the written approval of ONETECH Corp. EMC-003 (Rev.2)

9.5.6.9 Test data for Staddle Channel_Antenna 3

-. Test Date : June 24, 2016

-. Test Result : Pass

FREQUENCY RANGE (MHz)	FREQUENCY (MHz)	26 dB Bandwidth (MHz)	MEASURED VALUE (dBm)	LIMIT (dBm)	MARGIN (dB)
5 470 ~ 5 725	5 690	74.76	10.44	24.00	13.56
5 725 ~ 5 825	5 690	4.56	-4.68	30.00	34.68

9.5.6.10 Test data for Staddle Channel_Multiple Transmit

-. Test Date : June 24, 2016

-. Test Result : Pass

FREQUENCY RANGE (MHz)	FREQUENCY (MHz)	MEASURED VALUE (dBm)	LIMIT (dBm)	MARGIN (dB)
5 470 ~ 5 725	5 690	16.93	18.89	1.96
5 725 ~ 5 850	5 690	2.00	25.64	23.64

Remark 1 : Margin = Limit – Measured Value (=Receiver Reading + Cable Loss)

Remark 2 :Calculated Output Power= $10\log(10^{(\text{Antenna1 Output Power}/10)}+10^{(\text{Antenna2 Output Power}/10)})$

Tested by: Min-Gu, Ji / Project Engineer

It should not be reproduced except in full, without the written approval of ONETECH Corp.

ONETECH Corp.: 43-14, Jinsaegol-gil, Chowol-eup, Gwangju-si, Gyeonggi-do, 12735, Korea (TEL: 82-31-799-9500, FAX: 82-31-799-9599)

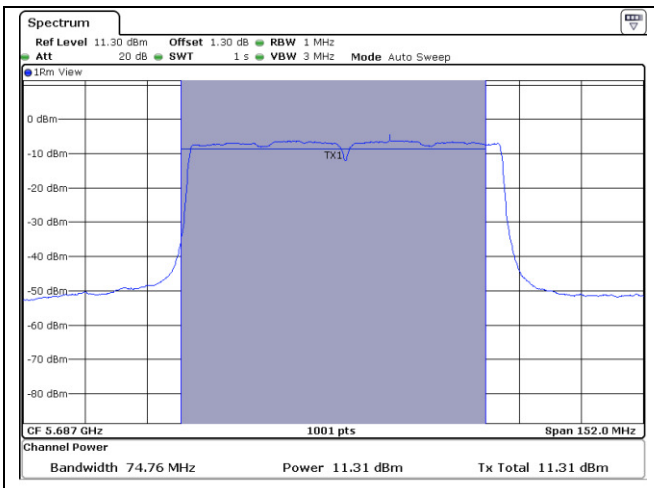

Ant 0

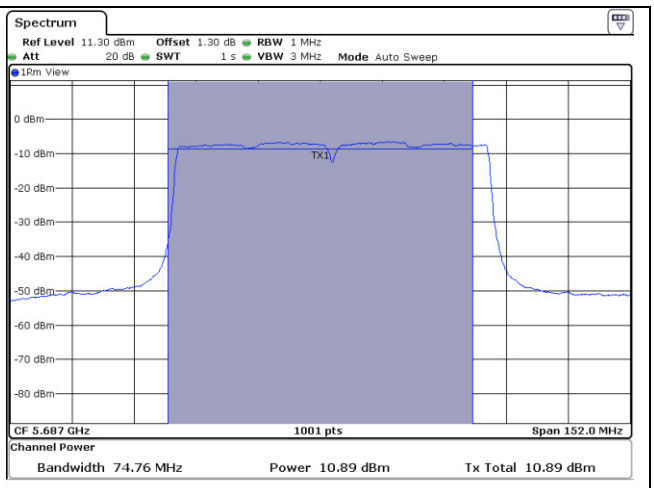

Ant 1

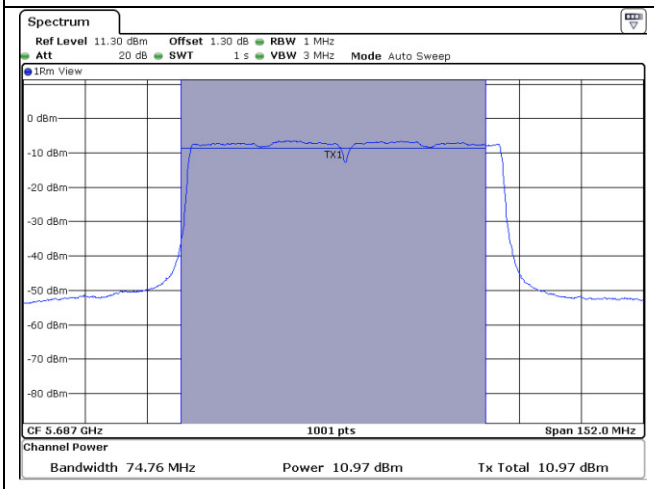

Ant 2

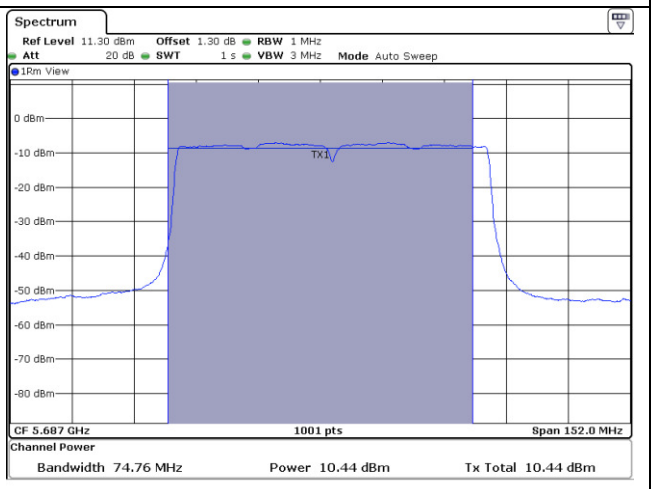

Ant 3

Note: In order to simplify the report, attached plots were only the most wide channel.

It should not be reproduced except in full, without the written approval of ONETECH Corp.

ONETECH Corp.: 43-14, Jinsaegol-gil, Chowol-eup, Gwangju-si, Gyeonggi-do, 12735, Korea (TEL: 82-31-799-9500, FAX: 82-31-799-9599)

10. PEAK POWER SPECTRUL DENSITY

10.1 Operating environment

Temperature : 25 °C

Relative humidity : 47 % R.H.

10.2 Test set-up

The antenna output of the EUT was connected to the spectrum analyzer. The resolution bandwidth is set to 1 MHz, the video bandwidth is set to 3 times the resolution bandwidth. The maximum level form the EUT in 1 MHz bandwidth was measured with above condition.

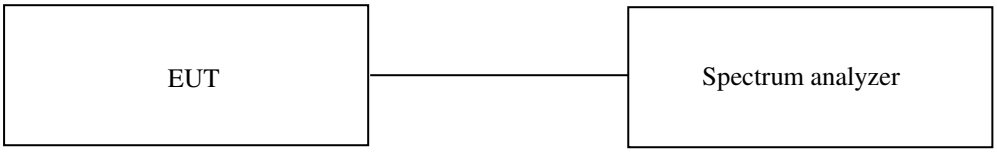

10.3 Test equipment used

	Model Number	Manufacturer	Description	Serial Number	Last Cal.
■ -	FSV30	Rohde & Schwarz	Signal Analyzer	101199	May.04, 2016 (1Y)

All test equipment used is calibrated on a regular basis.

10.4 Test data for Service Port

10.4.1 Test data for 802.11a RLAN Mode

10.4.1.1 Test data for Antenna 0

-. Test Date : June 30, 2016

-. Operating condition : Highest Output Power Transmitting Mode

-. Test Result : Pass

FREQUENCY RANGE (MHz)	CHANNEL	FREQUENCY (MHz)	MEASURED VALUE (dBm)	LIMIT (dBm)	MARGIN (dB)
5 150 ~ 5 250	Low	5 180	-7.39	4.94	12.33
	Middle	5 220	-7.47	4.94	12.41
	High	5 240	-8.39	4.94	13.33
5 250 ~ 5 350	Low	5 260	-3.67	11	14.67
	Middle	5 300	-1.07	11	12.07
	High	5 320	-2.14	11	13.14
5 470 ~ 5 725	Low	5 500	-4.96	11.00	15.96
	Middle	5 560	-2.93	11.00	13.93
	High	5 720	-2.80	11.00	13.80
5 725 ~ 5 850	Low	5 745	0.70	30.00	29.30
	Middle	5 785	0.93	30.00	29.07
	High	5 825	1.42	30.00	28.58

Remark: See next page for measurement data.

Tested by: Min-Gu, Ji / Project Engineer

It should not be reproduced except in full, without the written approval of ONETECH Corp.

ONETECH Corp.: 43-14, Jinsaegol-gil, Chowol-eup, Gwangju-si, Gyeonggi-do, 12735, Korea (TEL: 82-31-799-9500, FAX: 82-31-799-9599)

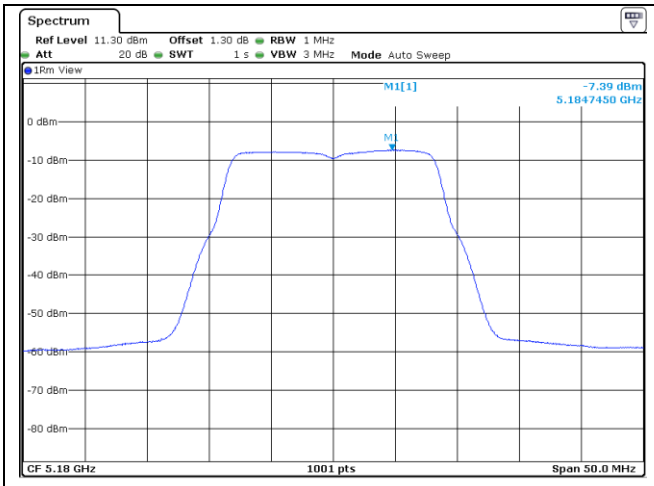

U-NII-1

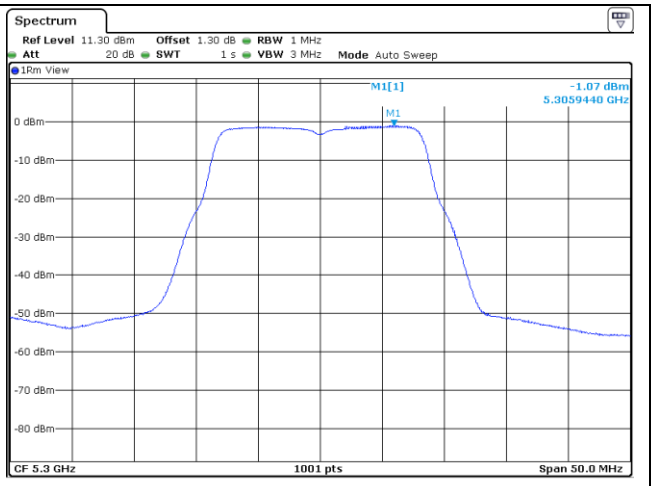

U-NII-2A

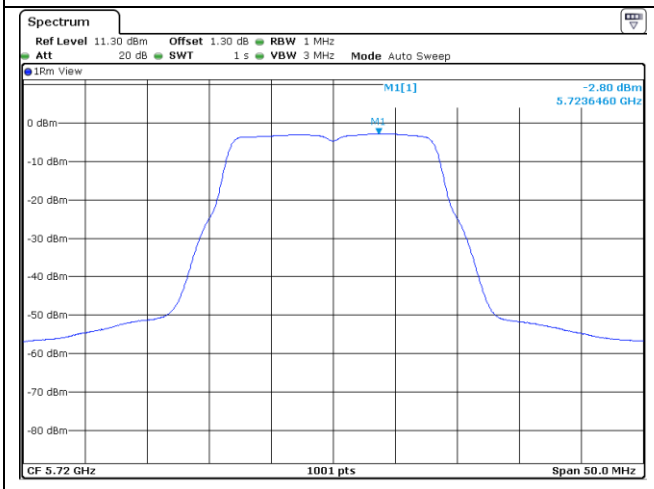

U-NII-2C

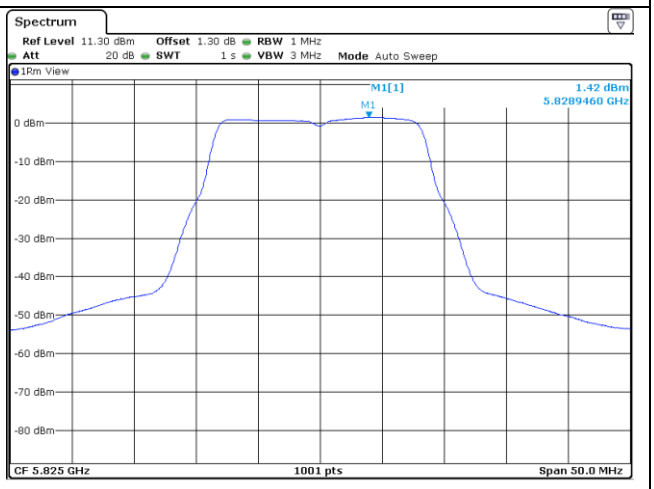

U-NII-3

Note: In order to simplify the report, attached plots were only the most wide channel.

It should not be reproduced except in full, without the written approval of ONETECH Corp.

ONETECH Corp.: 43-14, Jinsaegol-gil, Chowol-eup, Gwangju-si, Gyeonggi-do, 12735, Korea (TEL: 82-31-799-9500, FAX: 82-31-799-9599)

10.4.1.2 Test data for Antenna 1

-. Test Date : June 30, 2016

-. Operating condition : Highest Output Power Transmitting Mode

-. Test Result : Pass

FREQUENCY RANGE (MHz)	CHANNEL	FREQUENCY (MHz)	MEASURED VALUE (dBm)	LIMIT (dBm)	MARGIN (dB)
5 150 ~ 5 250	Low	5 180	-8.33	4.62	12.95
	Middle	5 220	-7.94	4.62	12.56
	High	5 240	-8.71	4.62	13.33
5 250 ~ 5 350	Low	5 260	-4.34	11	15.34
	Middle	5 300	-2.84	11	13.84
	High	5 320	-3.01	11	14.01
5 470 ~ 5 725	Low	5 500	-4.64	11.00	15.64
	Middle	5 560	-2.68	11.00	13.68
	High	5 720	-2.87	11.00	13.87
5 725 ~ 5 850	Low	5 745	0.65	30.00	29.35
	Middle	5 785	0.11	30.00	29.89
	High	5 825	2.46	30.00	27.54

Remark: See next page for measurement data.

Tested by: Min-Gu, Ji / Project Engineer

It should not be reproduced except in full, without the written approval of ONETECH Corp. EMC-003 (Rev.2)

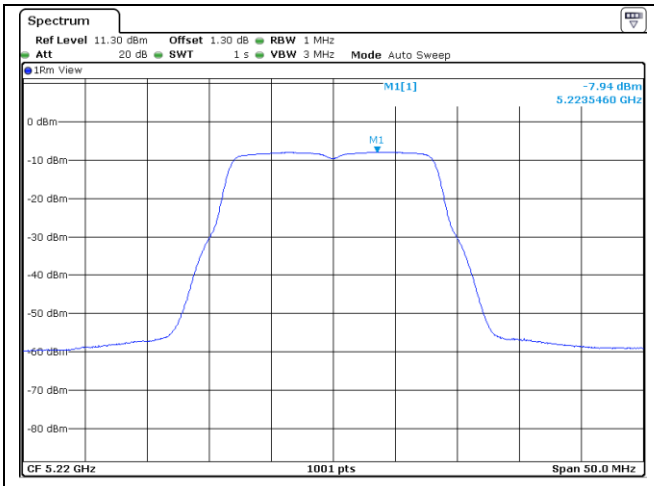

U-NII-1

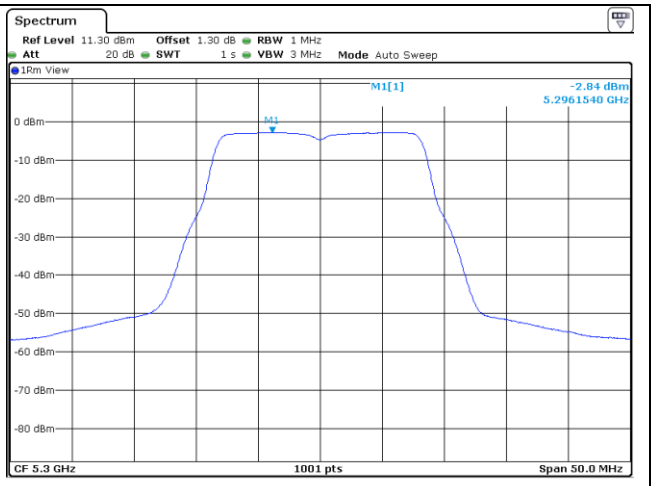

U-NII-2A

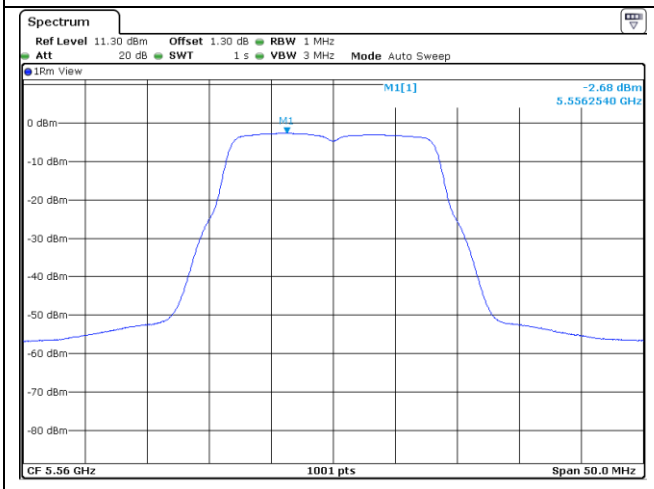

U-NII-2C

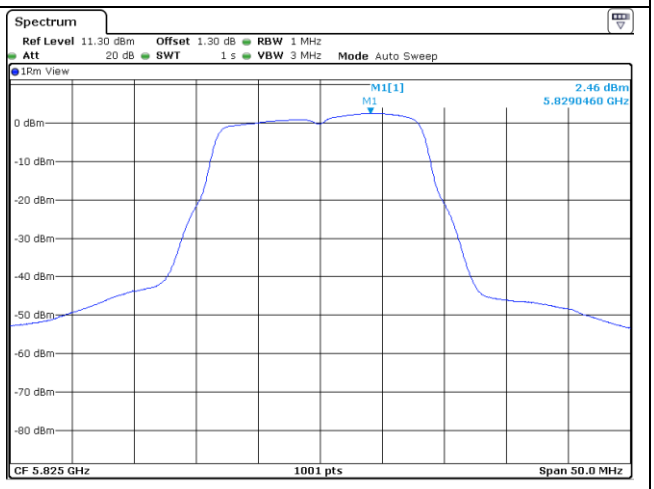

U-NII-3

Note: In order to simplify the report, attached plots were only the most wide channel.

It should not be reproduced except in full, without the written approval of ONETECH Corp.

ONETECH Corp.: 43-14, Jinsaegol-gil, Chowol-eup, Gwangju-si, Gyeonggi-do, 12735, Korea (TEL: 82-31-799-9500, FAX: 82-31-799-9599)

10.4.1.3 Test data for Antenna 2

-. Test Date : June 30, 2016

-. Operating condition : Highest Output Power Transmitting Mode

-. Test Result : Pass

FREQUENCY RANGE (MHz)	CHANNEL	FREQUENCY (MHz)	MEASURED VALUE (dBm)	LIMIT (dBm)	MARGIN (dB)
5 150 ~ 5 250	Low	5 180	-8.56	5.01	13.57
	Middle	5 220	-8.28	5.01	13.29
	High	5 240	-8.97	5.01	13.98
5 250 ~ 5 350	Low	5 260	-4.24	11	15.24
	Middle	5 300	-2.44	11	13.44
	High	5 320	-1.5	11	12.50
5 470 ~ 5 725	Low	5 500	-4.64	11.00	15.64
	Middle	5 560	-2.88	11.00	13.88
	High	5 720	-2.79	11.00	13.79
5 725 ~ 5 850	Low	5 745	0.60	30.00	29.40
	Middle	5 785	-0.18	30.00	30.18
	High	5 825	1.98	30.00	28.02

Remark: See next page for measurement data.

Tested by: Min-Gu, Ji / Project Engineer

It should not be reproduced except in full, without the written approval of ONETECH Corp. EMC-003 (Rev.2)

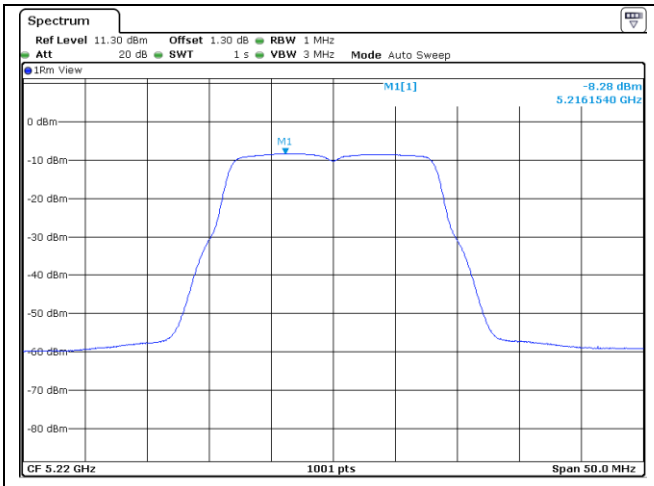

U-NII-1

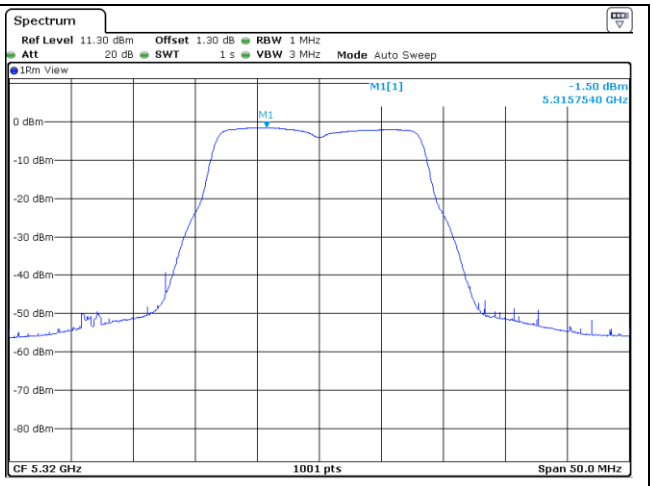

U-NII-2A

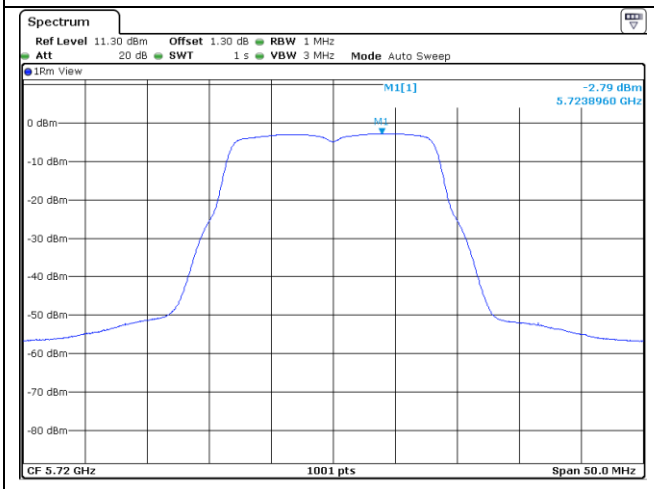

U-NII-2C

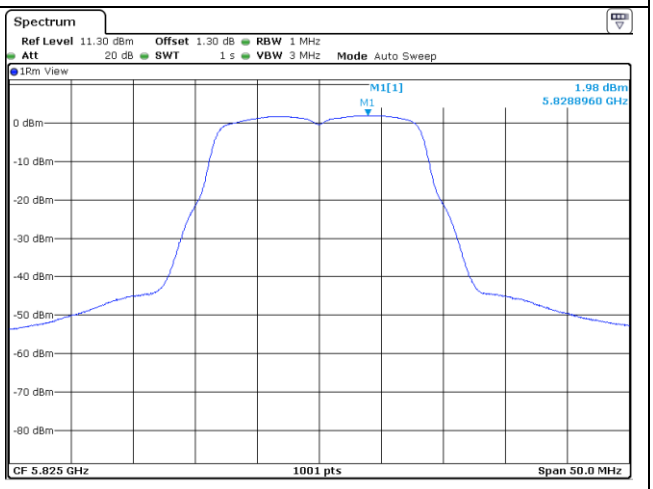

U-NII-3

Note: In order to simplify the report, attached plots were only the most wide channel.

It should not be reproduced except in full, without the written approval of ONETECH Corp.

ONETECH Corp.: 43-14, Jinsaegol-gil, Chowol-eup, Gwangju-si, Gyeonggi-do, 12735, Korea (TEL: 82-31-799-9500, FAX: 82-31-799-9599)

10.4.1.4 Test data for Antenna 3

-. Test Date : June 30, 2016

-. Operating condition : Highest Output Power Transmitting Mode

-. Test Result : Pass

FREQUENCY RANGE (MHz)	CHANNEL	FREQUENCY (MHz)	MEASURED VALUE (dBm)	LIMIT (dBm)	MARGIN (dB)
5 150 ~ 5 250	Low	5 180	-9.32	4.41	13.73
	Middle	5 220	-9.64	4.41	14.05
	High	5 240	-9.45	4.41	13.86
5 250 ~ 5 350	Low	5 260	-3.54	11	14.54
	Middle	5 300	-3.16	11	14.16
	High	5 320	-3.08	11	14.08
5 470 ~ 5 725	Low	5 500	-6.06	11.00	17.06
	Middle	5 560	-3.72	11.00	14.72
	High	5 720	-2.76	11.00	13.76
5 725 ~ 5 850	Low	5 745	0.19	30.00	29.81
	Middle	5 785	-0.30	30.00	30.30
	High	5 825	1.29	30.00	28.71

Remark: See next page for measurement data.

Tested by: Min-Gu, Ji / Project Engineer

It should not be reproduced except in full, without the written approval of ONETECH Corp. EMC-003 (Rev.2)

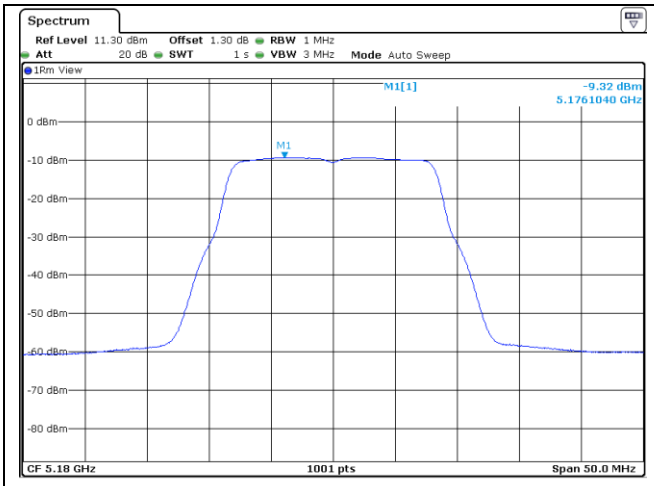

U-NII-1

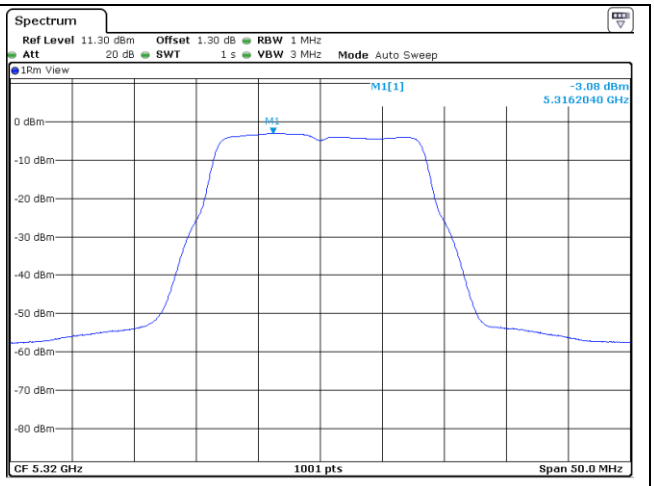

U-NII-2A

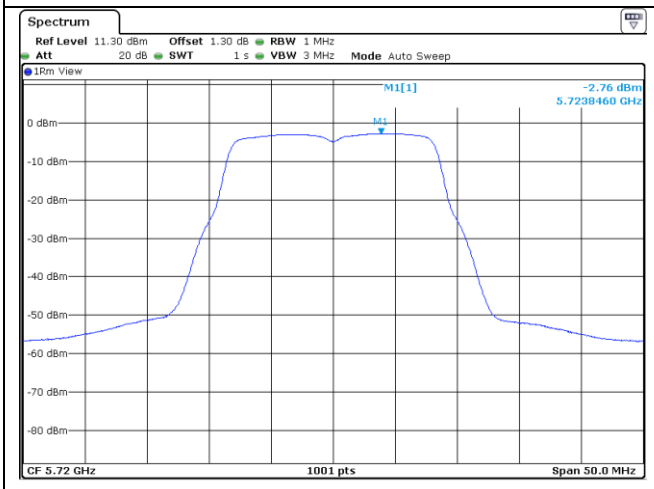

U-NII-2C

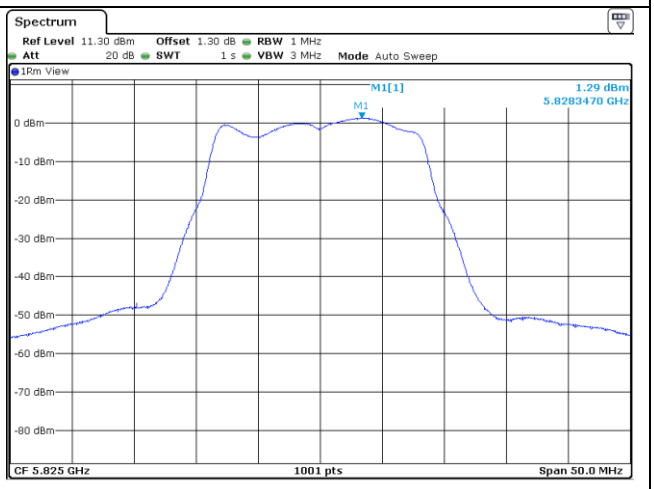

U-NII-3

Note: In order to simplify the report, attached plots were only the most wide channel.

It should not be reproduced except in full, without the written approval of ONETECH Corp.

ONETECH Corp.: 43-14, Jinsaegol-gil, Chowol-eup, Gwangju-si, Gyeonggi-do, 12735, Korea (TEL: 82-31-799-9500, FAX: 82-31-799-9599)

10.4.1.5 Test data for Multiple Transmit

-. Test Date : June 30, 2016

-. Operating condition : Highest Output Power Transmitting Mode

-. Test Result : Pass

FREQUENCY RANGE (MHz)	CHANNEL	FREQUENCY (MHz)	MEASURED VALUE (dBm)	LIMIT (dBm)	MARGIN (dB)
5 150 ~ 5 250	Low	5 180	-2.32	-1.28	1.04
	Middle	5 220	-2.24	-1.28	0.96
	High	5 240	-2.84	-1.28	1.56
5 250 ~ 5 350	Low	5 260	2.09	5.71	3.62
	Middle	5 300	3.72	5.71	1.99
	High	5 320	3.64	5.71	2.07
5 470 ~ 5 725	Low	5 500	0.98	5.89	4.91
	Middle	5 560	2.99	5.89	2.90
	High	5 720	3.22	5.89	2.67
5 725 ~ 5 850	Low	5 745	6.56	25.64	19.08
	Middle	5 785	6.19	25.64	19.45
	High	5 825	7.83	25.64	17.81

Remark 1 : Margin = Limit – Measured value

Remark 2 : Calculated Power Density = $10\log(10^{(\text{Antenna1 Power Density}/10)}+10^{(\text{Antenna2 Power Density}/10)})$

Tested by: Min-Gu, Ji / Project Engineer

It should not be reproduced except in full, without the written approval of ONETECH Corp. EMC-003 (Rev.2)

10.4.1.6 Test data for Staddle Channel_Antenna 0

-. Test Date : June 30, 2016

-. Operating condition : Highest Output Power Transmitting Mode

-. Test Result : Pass

FREQUENCY RANGE (MHz)	FREQUENCY (MHz)	MEASURED VALUE (dBm)	LIMIT (dBm)	MARGIN (dB)
5 470 ~ 5 725	5 720	-3.80	11.00	14.80
5 725 ~ 5 850	5 720	-5.75	30.00	35.75

Remark: See next page for measurement data.

10.4.1.7 Test data for Staddle Channel_Antenna 1

-. Test Date : June 30, 2016

-. Operating condition : Highest Output Power Transmitting Mode

-. Test Result : Pass

FREQUENCY RANGE (MHz)	FREQUENCY (MHz)	MEASURED VALUE (dBm)	LIMIT (dBm)	MARGIN (dB)
5 470 ~ 5 725	5 720	-3.66	11.00	14.66
5 725 ~ 5 850	5 720	-6.48	30.00	36.48

Remark: See next page for measurement data.

Tested by: Min-Gu, Ji / Project Engineer

It should not be reproduced except in full, without the written approval of ONETECH Corp.

ONETECH Corp.: 43-14, Jinsaegol-gil, Chowol-eup, Gwangju-si, Gyeonggi-do, 12735, Korea (TEL: 82-31-799-9500, FAX: 82-31-799-9599)

10.4.1.8 Test data for Staddle Channel_Antenna 2

-. Test Date : June 30, 2016

-. Operating condition : Highest Output Power Transmitting Mode

-. Test Result : Pass

FREQUENCY RANGE (MHz)	FREQUENCY (MHz)	MEASURED VALUE (dBm)	LIMIT (dBm)	MARGIN (dB)
5 470 ~ 5 725	5 720	-3.60	11.00	14.60
5 725 ~ 5 850	5 720	-6.25	30.00	36.25

Remark: See next page for measurement data.

10.4.1.9 Test data for Staddle Channel_Antenna 3

-. Test Date : June 30, 2016

-. Operating condition : Highest Output Power Transmitting Mode

-. Test Result : Pass

FREQUENCY RANGE (MHz)	FREQUENCY (MHz)	MEASURED VALUE (dBm)	LIMIT (dBm)	MARGIN (dB)
5 470 ~ 5 725	5 720	-3.92	11.00	14.92
5 725 ~ 5 850	5 720	-7.17	30.00	37.17

Remark: See next page for measurement data.

Tested by: Min-Gu, Ji / Project Engineer

It should not be reproduced except in full, without the written approval of ONETECH Corp.

ONETECH Corp.: 43-14, Jinsaegol-gil, Chowol-eup, Gwangju-si, Gyeonggi-do, 12735, Korea (TEL: 82-31-799-9500, FAX: 82-31-799-9599)

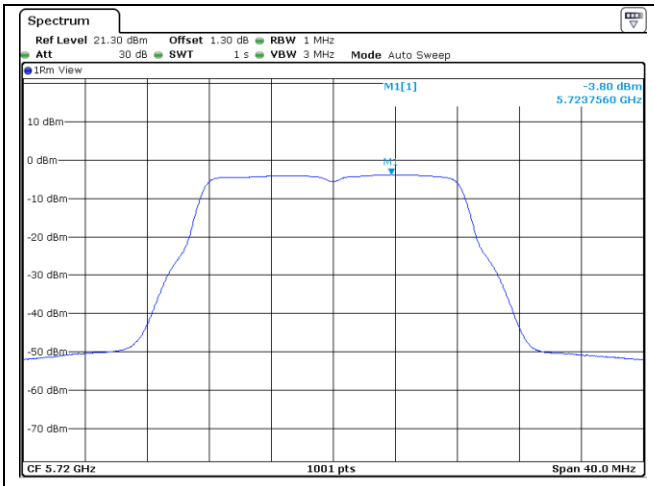

U-NII-2C Ant 0

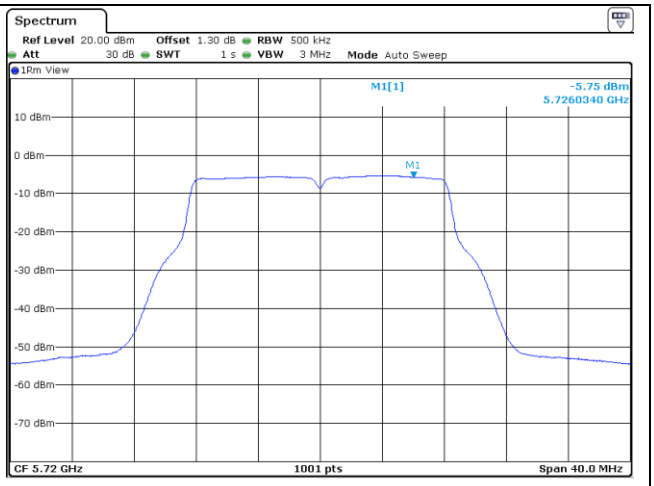

U-NII-3 Ant 0

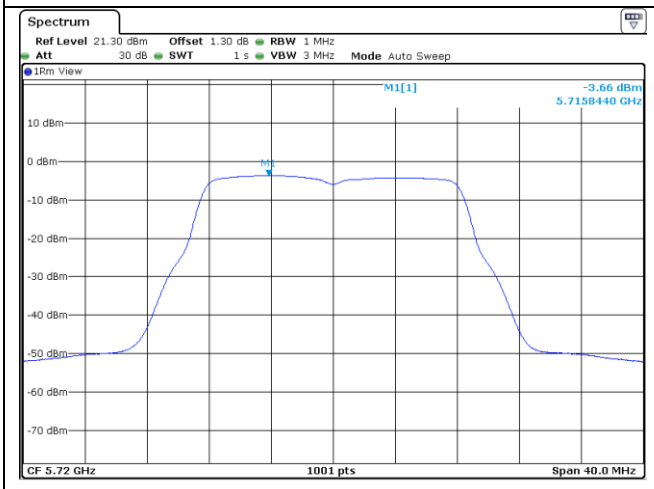

U-NII-2C Ant 1

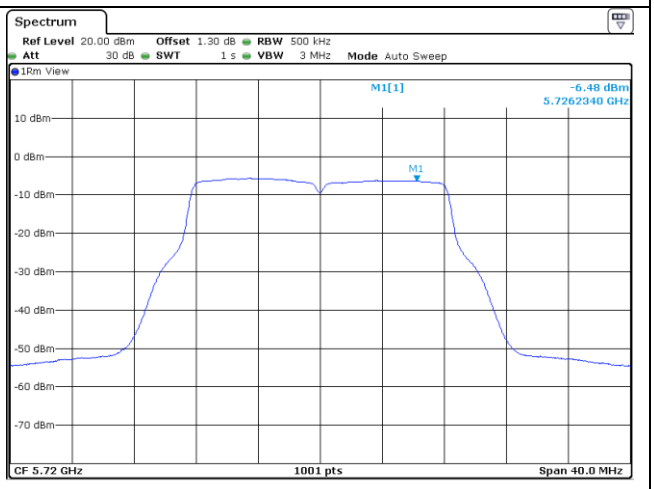

U-NII-3 Ant 1

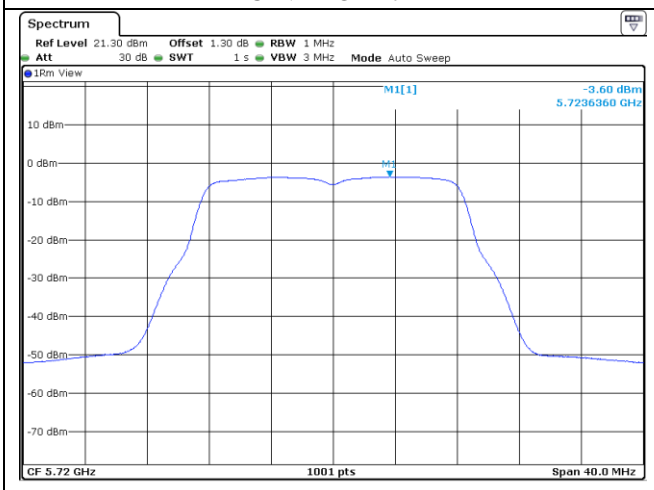

U-NII-2C Ant 2

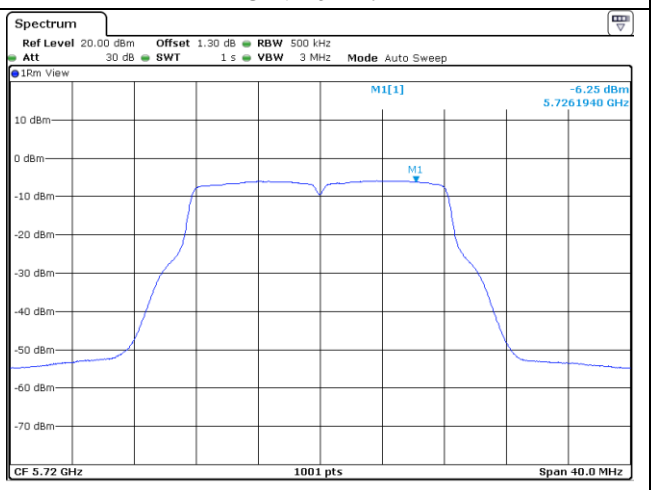

U-NII-3 Ant 2

It should not be reproduced except in full, without the written approval of ONETECH Corp.

ONETECH Corp.: 43-14, Jinsaegol-gil, Chowol-eup, Gwangju-si, Gyeonggi-do, 12735, Korea (TEL: 82-31-799-9500, FAX: 82-31-799-9599)

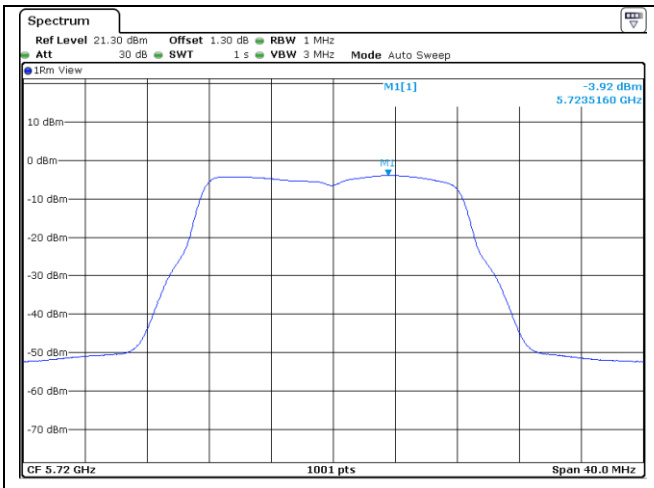

U-NII-2C Ant 3

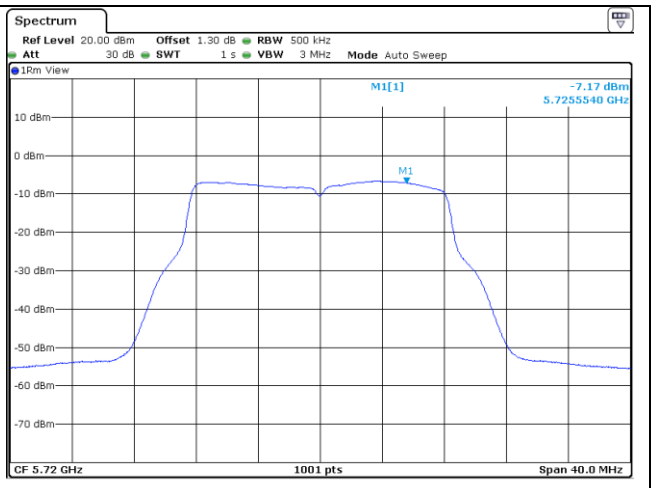

U-NII-3 Ant 3

Note: In order to simplify the report, attached plots were only the most wide channel.

It should not be reproduced except in full, without the written approval of ONETECH Corp.

ONETECH Corp.: 43-14, Jinsaegol-gil, Chowol-eup, Gwangju-si, Gyeonggi-do, 12735, Korea (TEL: 82-31-799-9500, FAX: 82-31-799-9599)

10.4.2 Test data for 802.11n_HT20 RLAN Mode

10.4.2.1 Test data for Antenna 0

-. Test Date : June 30, 2016

-. Operating condition : Highest Output Power Transmitting Mode

-. Test Result : Pass

FREQUENCY RANGE (MHz)	CHANNEL	FREQUENCY (MHz)	MEASURED VALUE (dBm)	LIMIT (dBm)	MARGIN (dB)
5 150 ~ 5 250	Low	5 180	-7.58	4.94	12.52
	Middle	5 220	-7.6	4.94	12.54
	High	5 240	-7.29	4.94	12.23
5 250 ~ 5 350	Low	5 260	-2.02	11	13.02
	Middle	5 300	-2.25	11	13.25
	High	5 320	-1.39	11	12.39
5 470 ~ 5 725	Low	5 500	-4.18	11.00	15.18
	Middle	5 560	-1.56	11.00	12.56
	High	5 720	-2.15	11.00	13.15
5 725 ~ 5 850	Low	5 745	1.42	30.00	28.58
	Middle	5 785	0.18	30.00	29.82
	High	5 825	-2.94	30.00	32.94

Remark: See next page for measurement data.

Tested by: Min-Gu, Ji / Project Engineer

It should not be reproduced except in full, without the written approval of ONETECH Corp.

ONETECH Corp.: 43-14, Jinsaegol-gil, Chowol-eup, Gwangju-si, Gyeonggi-do, 12735, Korea (TEL: 82-31-799-9500, FAX: 82-31-799-9599)

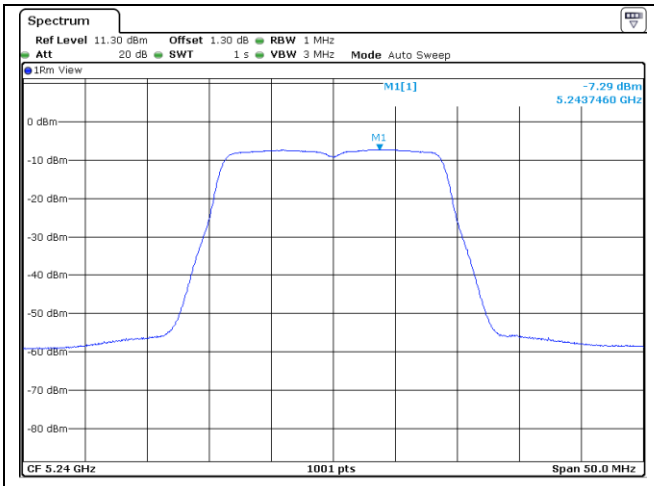

U-NII-1

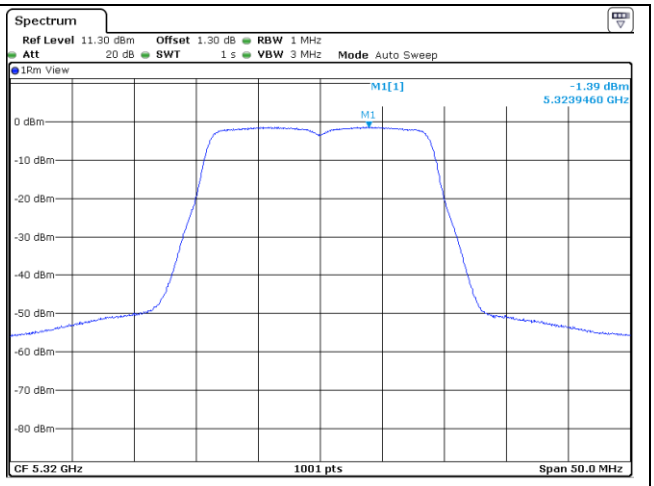

U-NII-2A

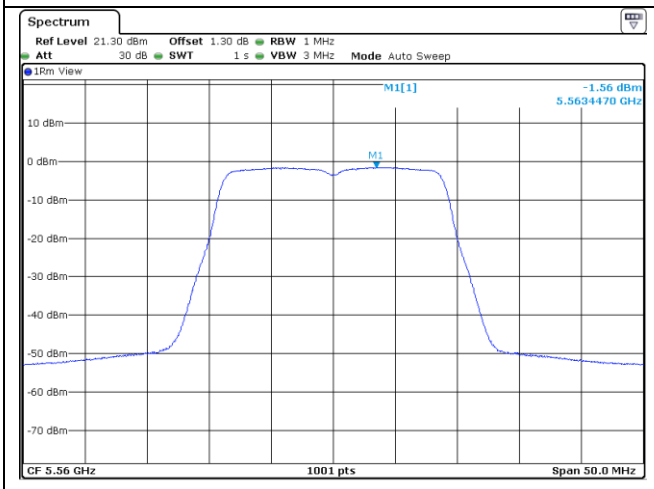

U-NII-2C

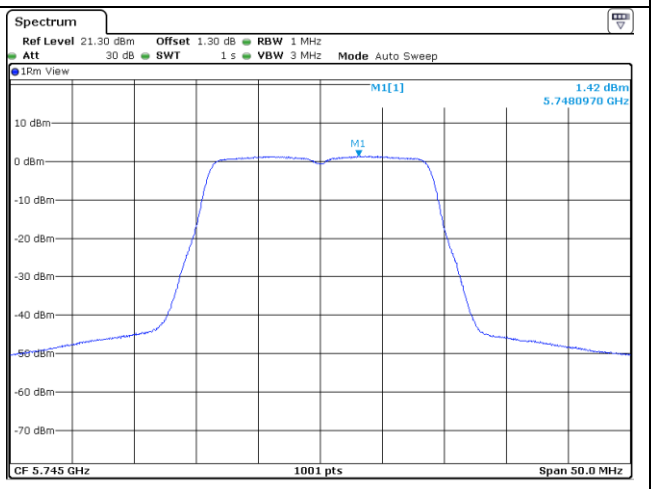

U-NII-3

Note: In order to simplify the report, attached plots were only the most wide channel.

It should not be reproduced except in full, without the written approval of ONETECH Corp.

ONETECH Corp.: 43-14, Jinsaegol-gil, Chowol-eup, Gwangju-si, Gyeonggi-do, 12735, Korea (TEL: 82-31-799-9500, FAX: 82-31-799-9599)

10.4.2.2 Test data for Antenna 1

-. Test Date : June 30, 2016

-. Operating condition : Highest Output Power Transmitting Mode

-. Test Result : Pass

FREQUENCY RANGE (MHz)	CHANNEL	FREQUENCY (MHz)	MEASURED VALUE (dBm)	LIMIT (dBm)	MARGIN (dB)
5 150 ~ 5 250	Low	5 180	-7.56	4.62	12.18
	Middle	5 220	-8.12	4.62	12.74
	High	5 240	-7.65	4.62	12.27
5 250 ~ 5 350	Low	5 260	-2.99	11	13.99
	Middle	5 300	-2.79	11	13.79
	High	5 320	-2.58	11	13.58
5 470 ~ 5 725	Low	5 500	-4.51	11.00	15.51
	Middle	5 560	-1.71	11.00	12.71
	High	5 720	-2.52	11.00	13.52
5 725 ~ 5 850	Low	5 745	0.53	30.00	29.47
	Middle	5 785	-0.18	30.00	30.18
	High	5 825	-4.21	30.00	34.21

Remark: See next page for measurement data.

Tested by: Min-Gu, Ji / Project Engineer

It should not be reproduced except in full, without the written approval of ONETECH Corp.

ONETECH Corp.: 43-14, Jinsaegol-gil, Chowol-eup, Gwangju-si, Gyeonggi-do, 12735, Korea (TEL: 82-31-799-9500, FAX: 82-31-799-9599)

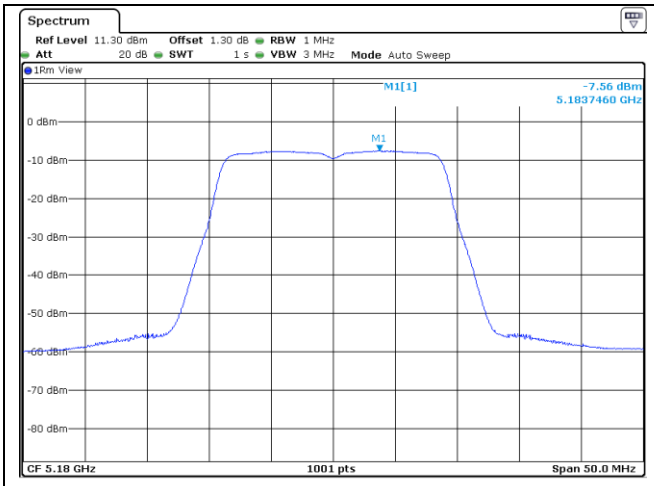

U-NII-1

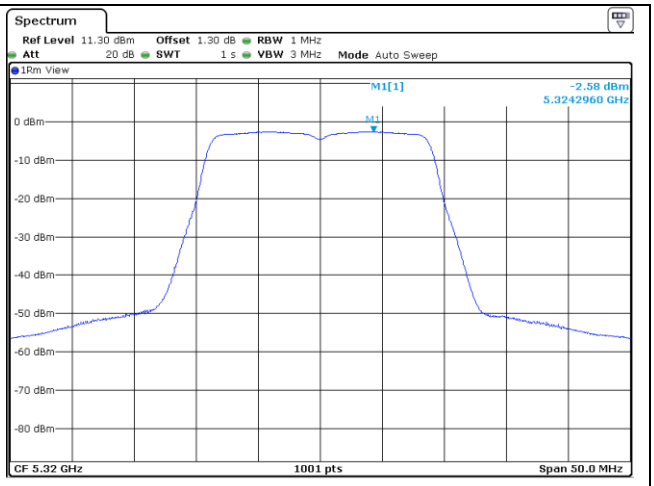

U-NII-2A

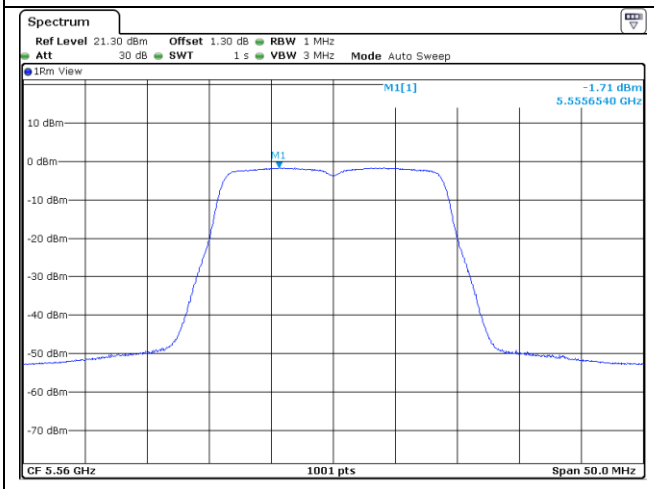

U-NII-2C

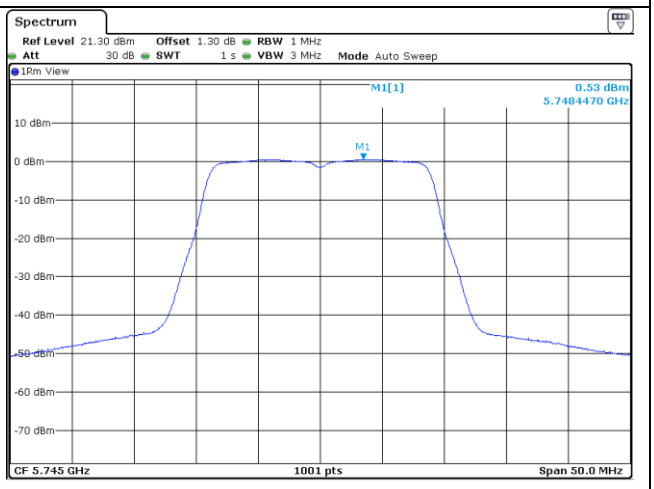

U-NII-3

Note: In order to simplify the report, attached plots were only the most wide channel.

It should not be reproduced except in full, without the written approval of ONETECH Corp.

ONETECH Corp.: 43-14, Jinsaegol-gil, Chowol-eup, Gwangju-si, Gyeonggi-do, 12735, Korea (TEL: 82-31-799-9500, FAX: 82-31-799-9599)

10.4.2.3 Test data for Antenna 2

-. Test Date : June 30, 2016

-. Operating condition : Highest Output Power Transmitting Mode

-. Test Result : Pass

FREQUENCY RANGE (MHz)	CHANNEL	FREQUENCY (MHz)	MEASURED VALUE (dBm)	LIMIT (dBm)	MARGIN (dB)
5 150 ~ 5 250	Low	5 180	-8.09	5.01	13.10
	Middle	5 220	-8.07	5.01	13.08
	High	5 240	-7.85	5.01	12.86
5 250 ~ 5 350	Low	5 260	-3.13	11	14.13
	Middle	5 300	-2.4	11	13.40
	High	5 320	-1.89	11	12.89
5 470 ~ 5 725	Low	5 500	-4.29	11.00	15.29
	Middle	5 560	-1.39	11.00	12.39
	High	5 720	-2.30	11.00	13.30
5 725 ~ 5 850	Low	5 745	0.21	30.00	29.79
	Middle	5 785	-0.39	30.00	30.39
	High	5 825	-3.68	30.00	33.68

Remark: See next page for measurement data.

Tested by: Min-Gu, Ji / Project Engineer

It should not be reproduced except in full, without the written approval of ONETECH Corp. EMC-003 (Rev.2)

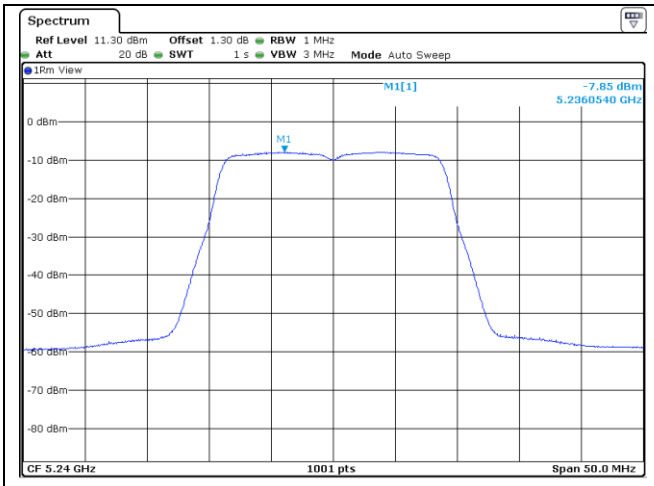

U-NII-1

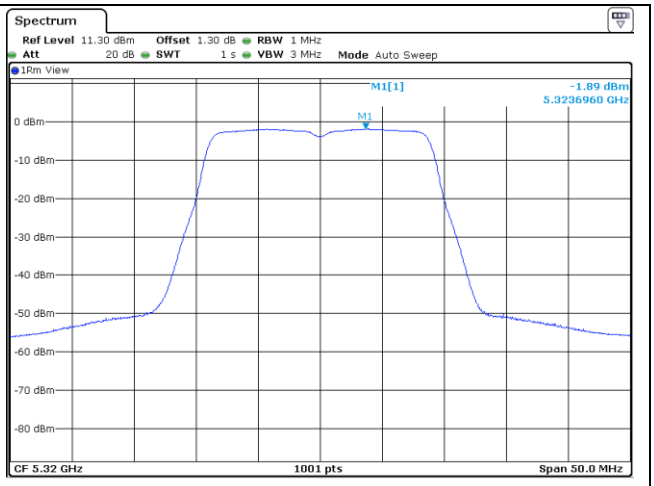

U-NII-2A

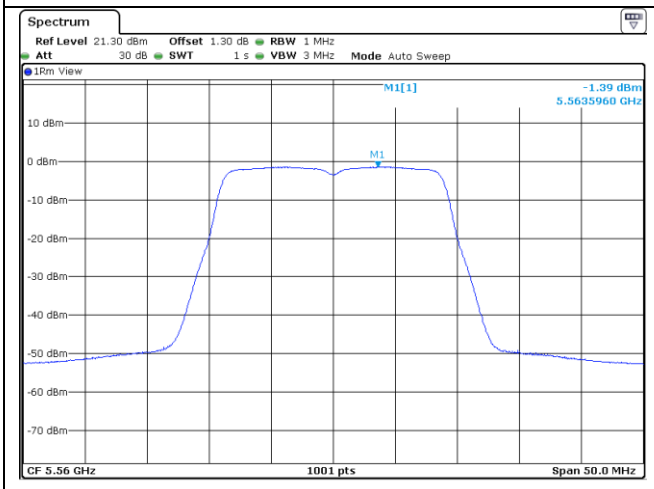

U-NII-2C

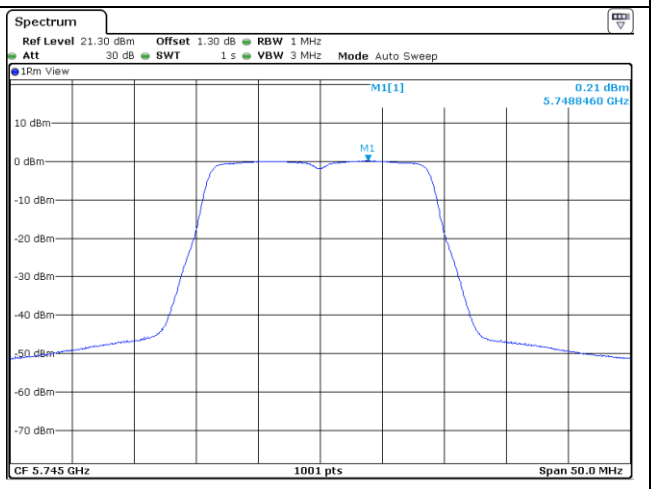

U-NII-3

Note: In order to simplify the report, attached plots were only the most wide channel.

It should not be reproduced except in full, without the written approval of ONETECH Corp.

ONETECH Corp.: 43-14, Jinsaegol-gil, Chowol-eup, Gwangju-si, Gyeonggi-do, 12735, Korea (TEL: 82-31-799-9500, FAX: 82-31-799-9599)

10.4.2.4 Test data for Antenna 3

-. Test Date : June 30, 2016

-. Operating condition : Highest Output Power Transmitting Mode

-. Test Result : Pass

FREQUENCY RANGE (MHz)	CHANNEL	FREQUENCY (MHz)	MEASURED VALUE (dBm)	LIMIT (dBm)	MARGIN (dB)
5 150 ~ 5 250	Low	5 180	-8.72	4.41	13.13
	Middle	5 220	-8.90	4.41	13.31
	High	5 240	-8.71	4.41	13.12
5 250 ~ 5 350	Low	5 260	-3.89	11	14.89
	Middle	5 300	-3.67	11	14.67
	High	5 320	-3.59	11	14.59
5 470 ~ 5 725	Low	5 500	-6.27	11.00	17.27
	Middle	5 560	-3.30	11.00	14.30
	High	5 720	-3.52	11.00	14.52
5 725 ~ 5 850	Low	5 745	-0.56	30.00	30.56
	Middle	5 785	-1.16	30.00	31.16
	High	5 825	-5.12	30.00	35.12

Remark: See next page for measurement data.

Tested by: Min-Gu, Ji / Project Engineer

It should not be reproduced except in full, without the written approval of ONETECH Corp. EMC-003 (Rev.2)

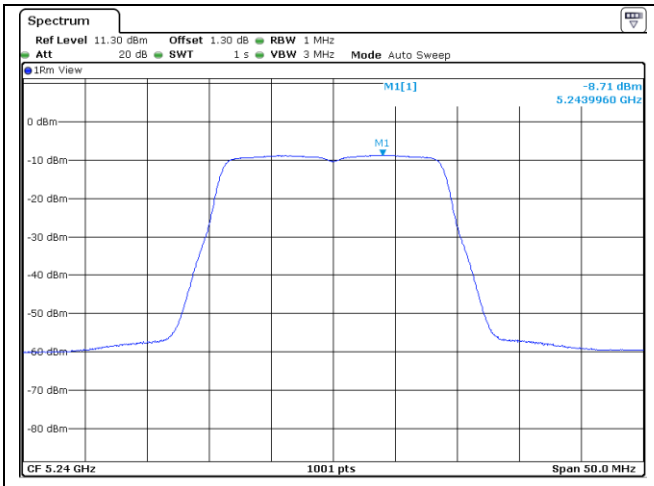

U-NII-1

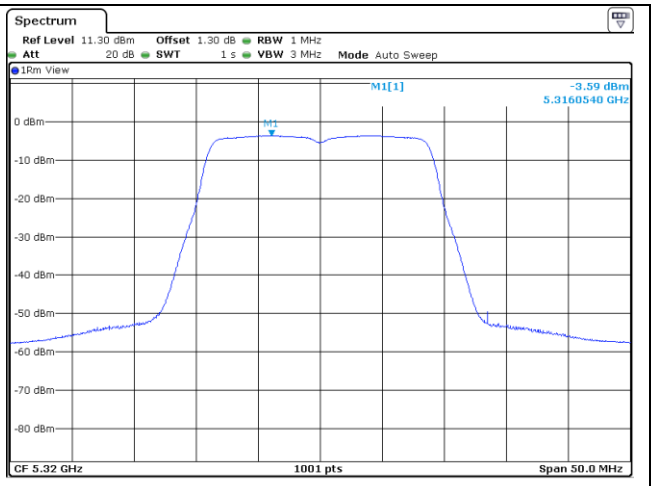

U-NII-2A

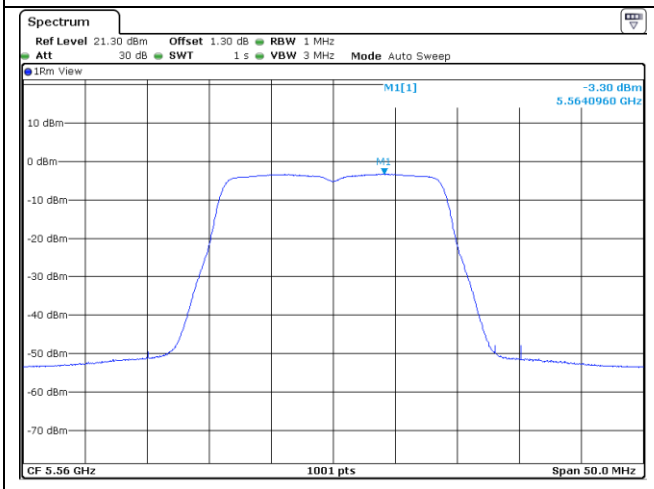

U-NII-2C

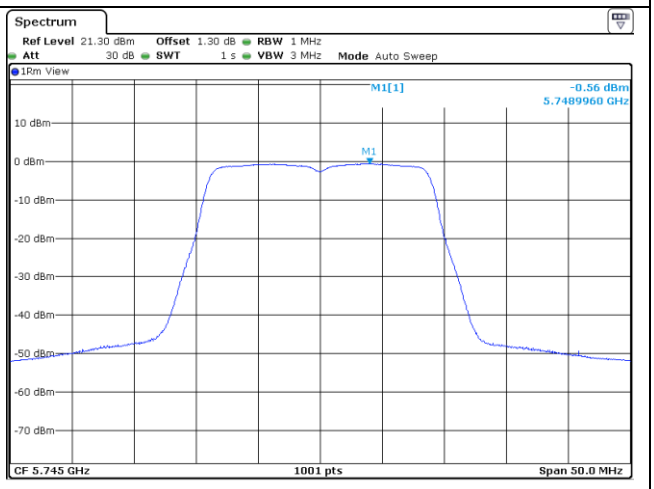

U-NII-3

Note: In order to simplify the report, attached plots were only the most wide channel.

It should not be reproduced except in full, without the written approval of ONETECH Corp.

ONETECH Corp.: 43-14, Jinsaegol-gil, Chowol-eup, Gwangju-si, Gyeonggi-do, 12735, Korea (TEL: 82-31-799-9500, FAX: 82-31-799-9599)

10.4.2.5 Test data for Multiple Transmit

-. Test Date : June 30, 2016

-. Operating condition : Highest Output Power Transmitting Mode

-. Test Result : Pass

FREQUENCY RANGE (MHz)	CHANNEL	FREQUENCY (MHz)	MEASURED VALUE (dBm)	LIMIT (dBm)	MARGIN (dB)
5 150 ~ 5 250	Low	5 180	-1.94	-1.28	0.66
	Middle	5 220	-2.13	-1.28	0.85
	High	5 240	-1.82	-1.28	0.54
5 250 ~ 5 350	Low	5 260	3.06	5.71	2.65
	Middle	5 300	3.28	5.71	2.43
	High	5 320	3.73	5.71	1.98
5 470 ~ 5 725	Low	5 500	1.29	5.89	4.60
	Middle	5 560	4.09	5.89	1.80
	High	5 720	3.43	5.89	2.46
5 725 ~ 5 850	Low	5 745	6.48	25.64	19.16
	Middle	5 785	5.66	25.64	19.98
	High	5 825	2.10	25.64	23.54

Remark 1 : Margin = Limit – Measured value

Remark 2 : Calculated Power Density = $10\log(10^{(\text{Antenna1 Power Density}/10)}+10^{(\text{Antenna2 Power Density}/10)})$

Tested by: Min-Gu, Ji / Project Engineer

10.4.2.6 Test data for Staddle Channel_Antenna 0

-. Test Date : June 30, 2016

-. Operating condition : Highest Output Power Transmitting Mode

-. Test Result : Pass

FREQUENCY RANGE (MHz)	FREQUENCY (MHz)	MEASURED VALUE (dBm)	LIMIT (dBm)	MARGIN (dB)
5 470 ~ 5 725	5 720	-2.67	11.00	13.67
5 725 ~ 5 850	5 720	-5.11	30.00	35.11

Remark: See next page for measurement data.

10.4.2.7 Test data for Staddle Channel_Antenna 1

-. Test Date : June 30, 2016

-. Operating condition : Highest Output Power Transmitting Mode

-. Test Result : Pass

FREQUENCY RANGE (MHz)	FREQUENCY (MHz)	MEASURED VALUE (dBm)	LIMIT (dBm)	MARGIN (dB)
5 470 ~ 5 725	5 720	-2.80	11.00	13.80
5 725 ~ 5 850	5 720	-6.15	30.00	36.15

Remark: See next page for measurement data.

Tested by: Min-Gu, Ji / Project Engineer

It should not be reproduced except in full, without the written approval of ONETECH Corp.

ONETECH Corp.: 43-14, Jinsaegol-gil, Chowol-eup, Gwangju-si, Gyeonggi-do, 12735, Korea (TEL: 82-31-799-9500, FAX: 82-31-799-9599)

10.4.2.8 Test data for Staddle Channel_Antenna 2

-. Test Date : June 30, 2016

-. Operating condition : Highest Output Power Transmitting Mode

-. Test Result : Pass

FREQUENCY RANGE (MHz)	FREQUENCY (MHz)	MEASURED VALUE (dBm)	LIMIT (dBm)	MARGIN (dB)
5 470 ~ 5 725	5 720	-2.62	11.00	13.62
5 725 ~ 5 850	5 720	-5.85	30.00	35.85

Remark: See next page for measurement data.

10.4.2.9 Test data for Staddle Channel_Antenna 3

-. Test Date : June 30, 2016

-. Operating condition : Highest Output Power Transmitting Mode

-. Test Result : Pass

FREQUENCY RANGE (MHz)	FREQUENCY (MHz)	MEASURED VALUE (dBm)	LIMIT (dBm)	MARGIN (dB)
5 470 ~ 5 725	5 720	-3.74	11.00	14.74
5 725 ~ 5 850	5 720	-7.00	30.00	37.00

Remark: See next page for measurement data.

Tested by: Min-Gu, Ji / Project Engineer

It should not be reproduced except in full, without the written approval of ONETECH Corp.

ONETECH Corp.: 43-14, Jinsaegol-gil, Chowol-eup, Gwangju-si, Gyeonggi-do, 12735, Korea (TEL: 82-31-799-9500, FAX: 82-31-799-9599)

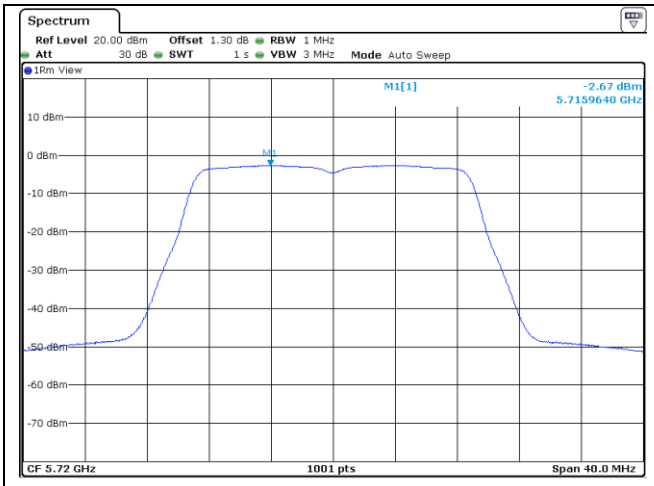

U-NII-2C Ant 0

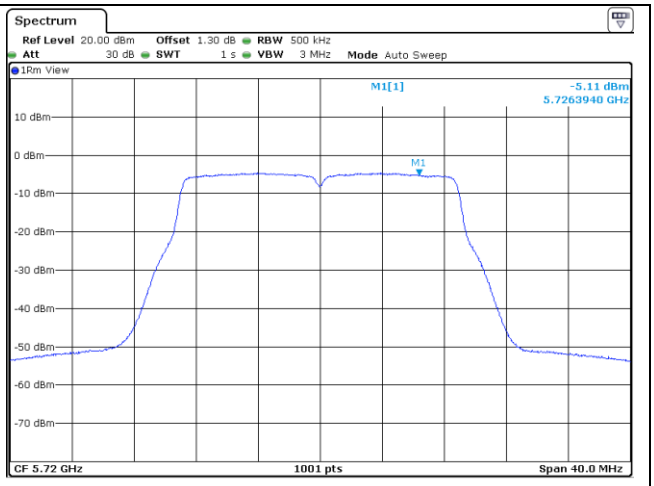

U-NII-3 Ant 0

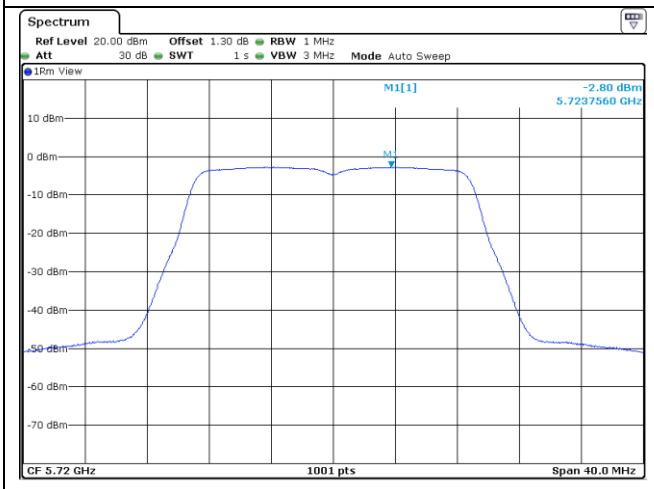

U-NII-2C Ant 1

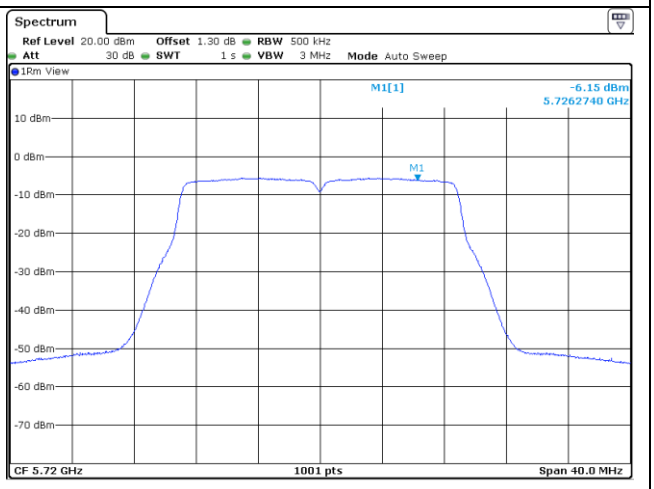

U-NII-3 Ant 1

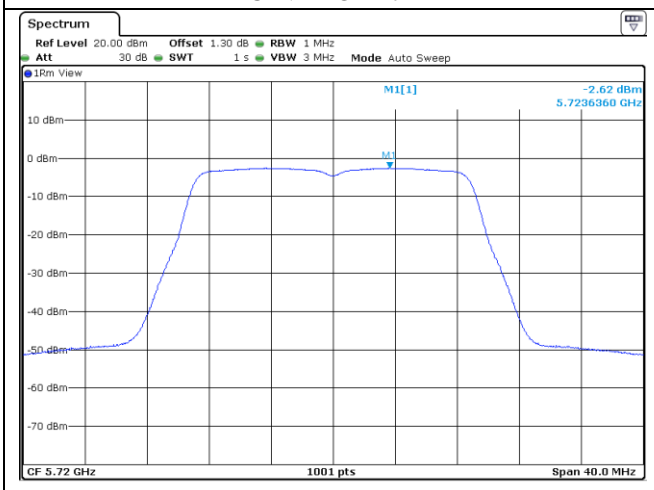

U-NII-2C Ant 2

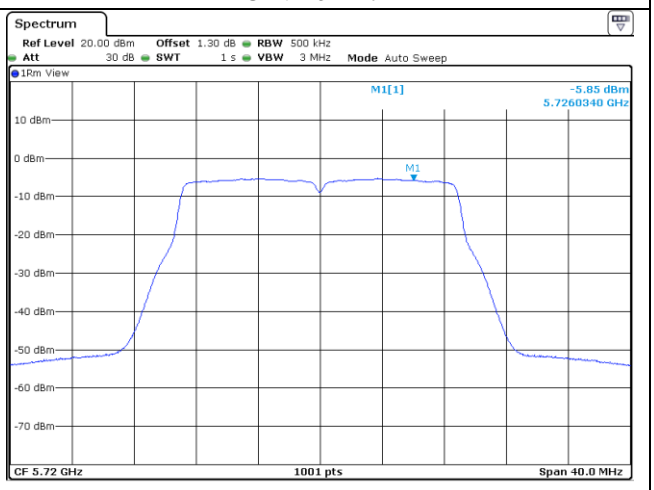

U-NII-3 Ant 2

It should not be reproduced except in full, without the written approval of ONETECH Corp. EMC-003 (Rev.2)

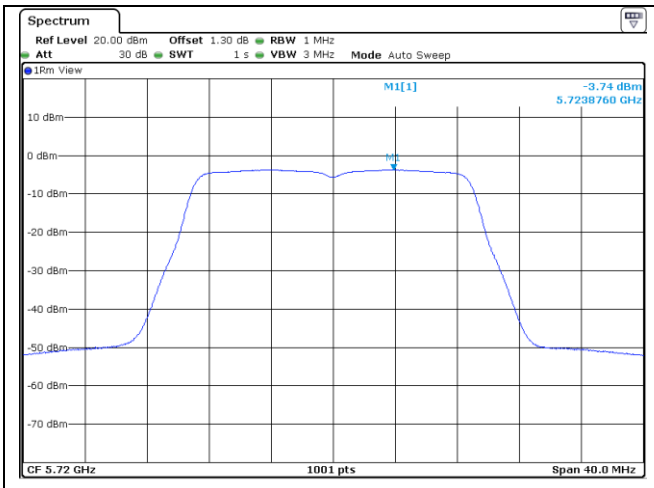

U-NII-2C Ant 3

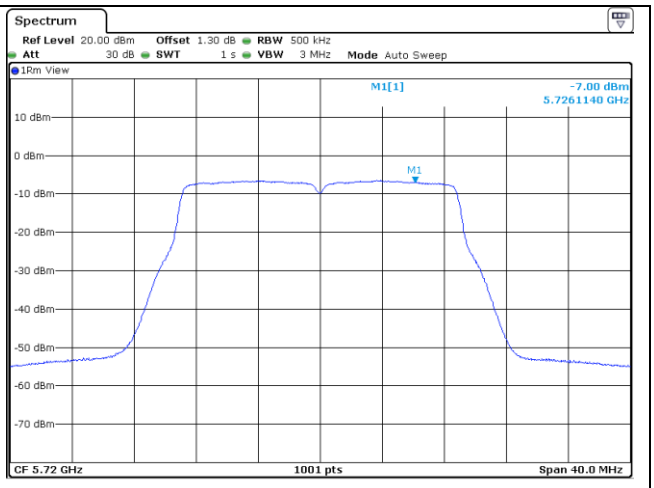

U-NII-3 Ant 3

Note: In order to simplify the report, attached plots were only the most wide channel.

It should not be reproduced except in full, without the written approval of ONETECH Corp.

ONETECH Corp.: 43-14, Jinsaegol-gil, Chowol-eup, Gwangju-si, Gyeonggi-do, 12735, Korea (TEL: 82-31-799-9500, FAX: 82-31-799-9599)

10.4.3 Test data for 802.11n_HT40 RLAN Mode

10.4.3.1 Test data for Antenna 0

-. Test Date : June 30, 2016

-. Operating condition : Highest Output Power Transmitting Mode

-. Test Result : Pass

FREQUENCY RANGE (MHz)	CHANNEL	FREQUENCY (MHz)	MEASURED VALUE (dBm)	LIMIT (dBm)	MARGIN (dB)
5 150 ~ 5 250	Low	5 190	-8.06	4.94	13.00
	High	5 230	-7.86	4.94	12.80
5 250 ~ 5 350	Low	5 270	-2.69	11	13.69
	High	5 310	-2.01	11	13.01
5 470 ~ 5 725	Low	5 510	-5.89	11.00	16.89
	Middle	5 550	-6.30	11.00	17.30
	High	5 710	-5.56	11.00	16.56
5 725 ~ 5 850	Low	5 755	-0.31	30.00	30.31
	High	5 795	-2.90	30.00	32.90

Remark: See next page for measurement data.

Tested by: Min-Gu, Ji / Project Engineer

It should not be reproduced except in full, without the written approval of ONETECH Corp.

ONETECH Corp.: 43-14, Jinsaegol-gil, Chowol-eup, Gwangju-si, Gyeonggi-do, 12735, Korea (TEL: 82-31-799-9500, FAX: 82-31-799-9599)

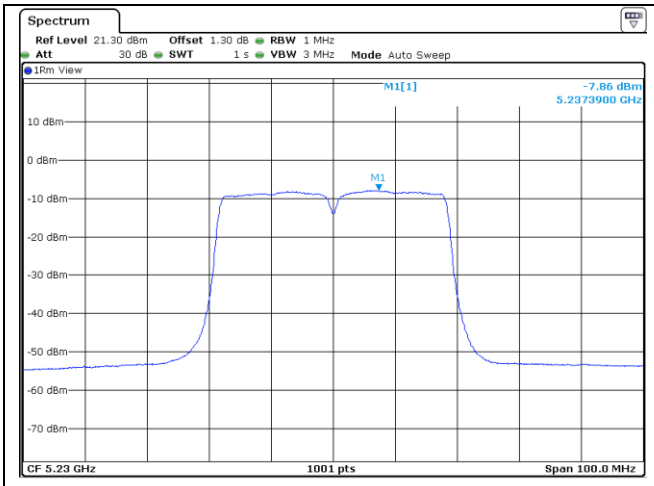

U-NII-1

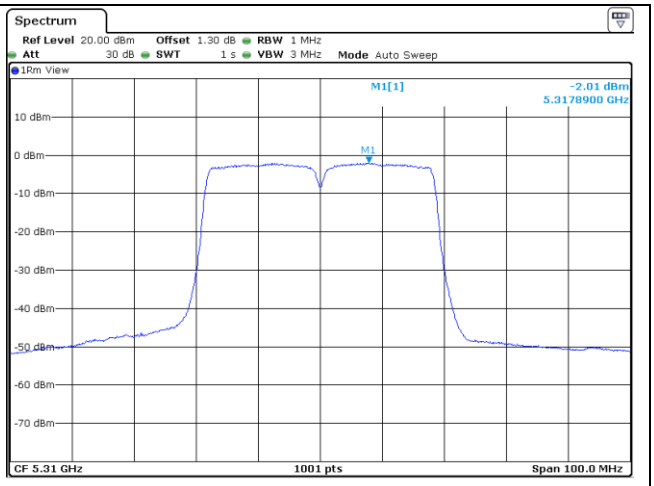

U-NII-2A

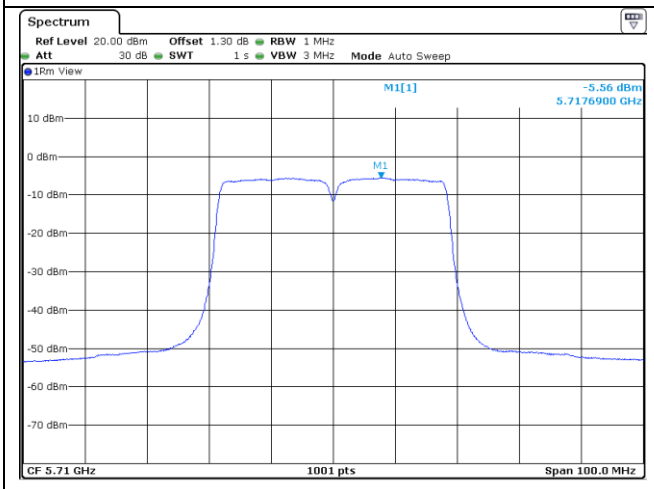

U-NII-2C

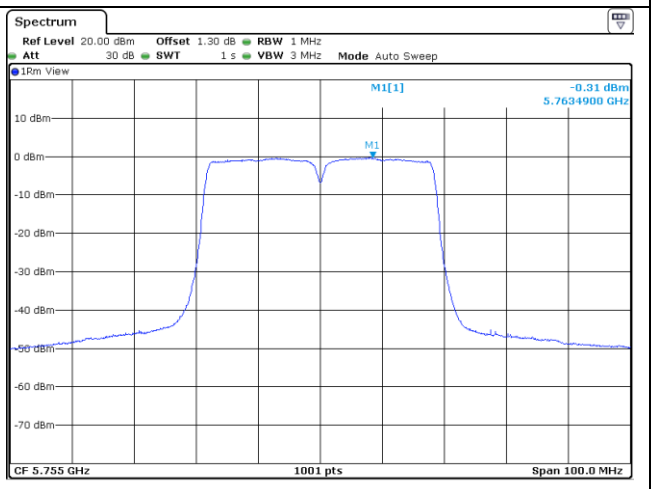

U-NII-3

Note: In order to simplify the report, attached plots were only the most wide channel.

10.4.3.2 Test data for Antenna 1

-. Test Date : June 30, 2016

-. Operating condition : Highest Output Power Transmitting Mode

-. Test Result : Pass

FREQUENCY RANGE (MHz)	CHANNEL	FREQUENCY (MHz)	MEASURED VALUE (dBm)	LIMIT (dBm)	MARGIN (dB)
5 150 ~ 5 250	Low	5 190	-8.60	4.62	13.22
	High	5 230	-8.15	4.62	12.77
5 250 ~ 5 350	Low	5 270	-3.62	11	14.62
	High	5 310	-2.80	11	13.80
5 470 ~ 5 725	Low	5 510	-5.94	11.00	16.94
	Middle	5 550	-5.84	11.00	16.84
	High	5 710	-5.89	11.00	16.89
5 725 ~ 5 850	Low	5 755	0.35	30.00	29.65
	High	5 795	-3.14	30.00	33.14

Remark: See next page for measurement data.

Tested by: Min-Gu, Ji / Project Engineer

It should not be reproduced except in full, without the written approval of ONETECH Corp.

ONETECH Corp.: 43-14, Jinsaegol-gil, Chowol-eup, Gwangju-si, Gyeonggi-do, 12735, Korea (TEL: 82-31-799-9500, FAX: 82-31-799-9599)

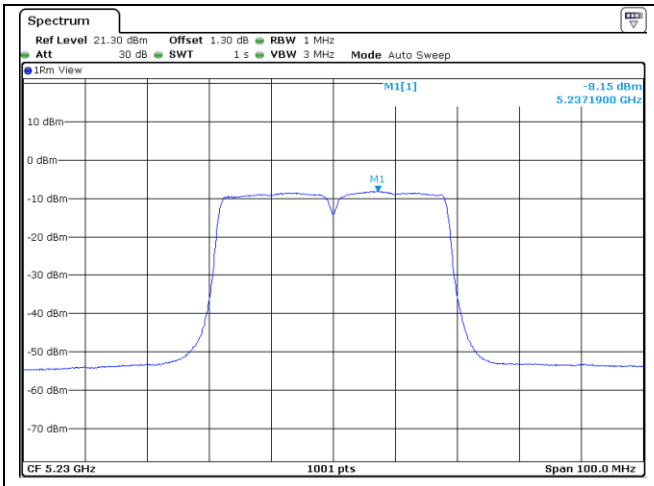

U-NII-1

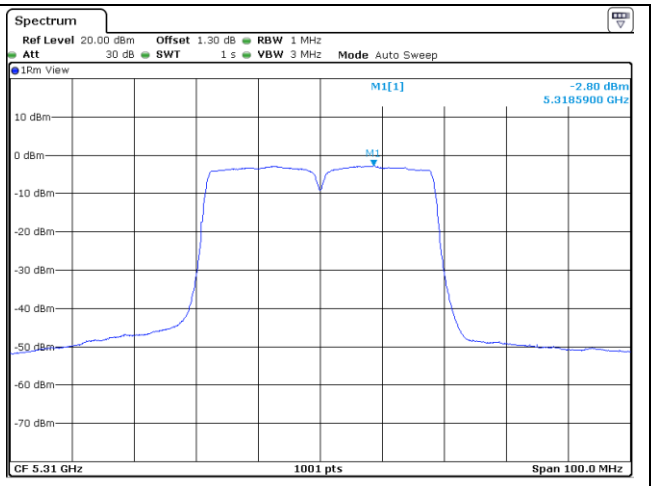

U-NII-2A

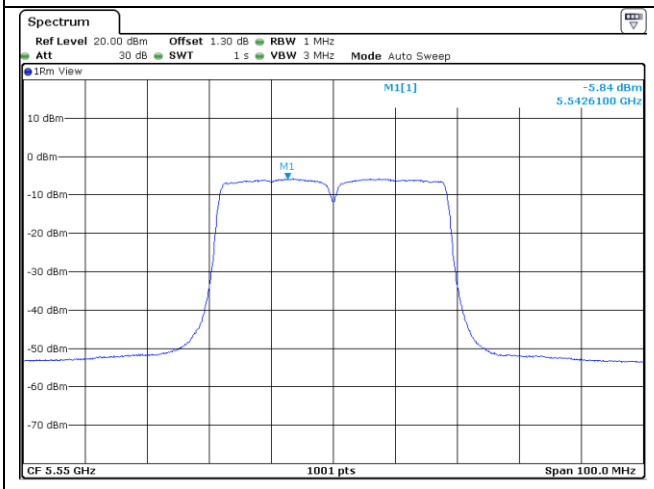

U-NII-2C

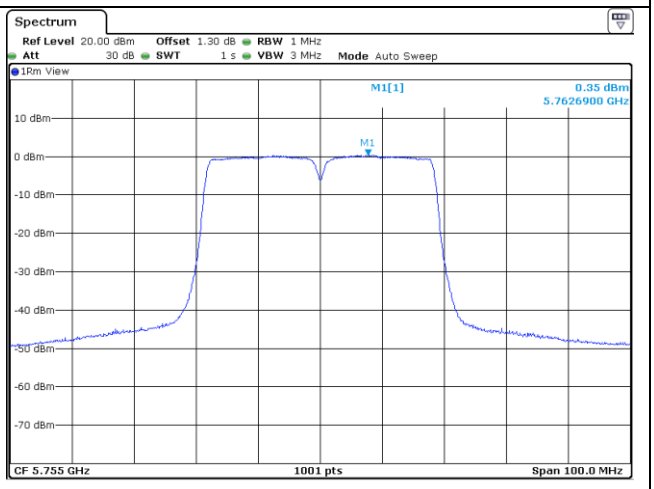

U-NII-3

Note: In order to simplify the report, attached plots were only the most wide channel.

10.4.3.3 Test data for Antenna 2

-. Test Date : June 30, 2016

-. Operating condition : Highest Output Power Transmitting Mode

-. Test Result : Pass

FREQUENCY RANGE (MHz)	CHANNEL	FREQUENCY (MHz)	MEASURED VALUE (dBm)	LIMIT (dBm)	MARGIN (dB)
5 150 ~ 5 250	Low	5 190	-8.82	5.01	13.83
	High	5 230	-8.67	5.01	13.68
5 250 ~ 5 350	Low	5 270	-3.38	11	14.38
	High	5 310	-2.78	11	13.78
5 470 ~ 5 725	Low	5 510	-5.68	11.00	16.68
	Middle	5 550	-5.48	11.00	16.48
	High	5 710	-5.63	11.00	16.63
5 725 ~ 5 850	Low	5 755	-0.86	30.00	30.86
	High	5 795	-3.52	30.00	33.52

Remark: See next page for measurement data.

Tested by: Min-Gu, Ji / Project Engineer

It should not be reproduced except in full, without the written approval of ONETECH Corp. EMC-003 (Rev.2)

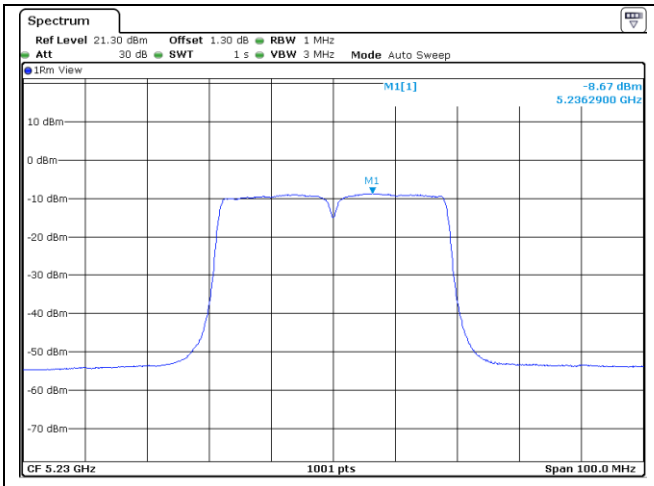

U-NII-1

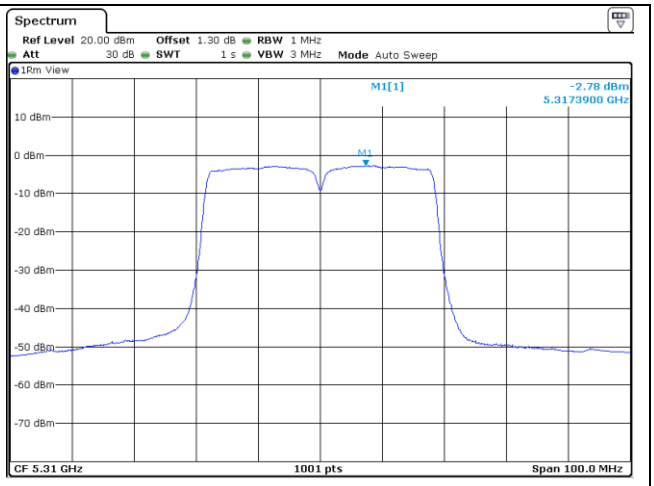

U-NII-2A

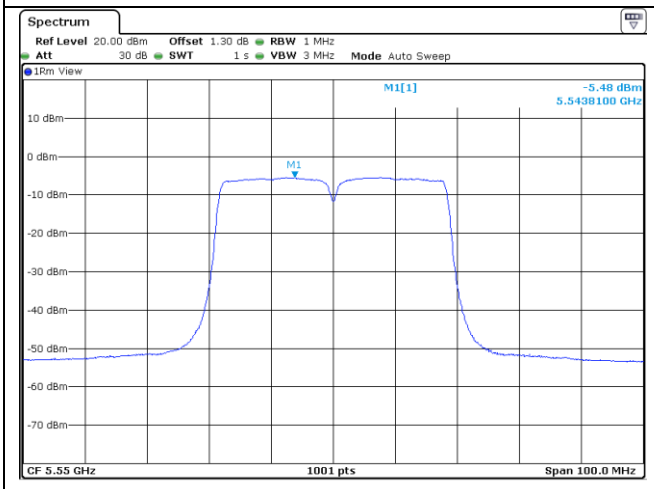

U-NII-2C

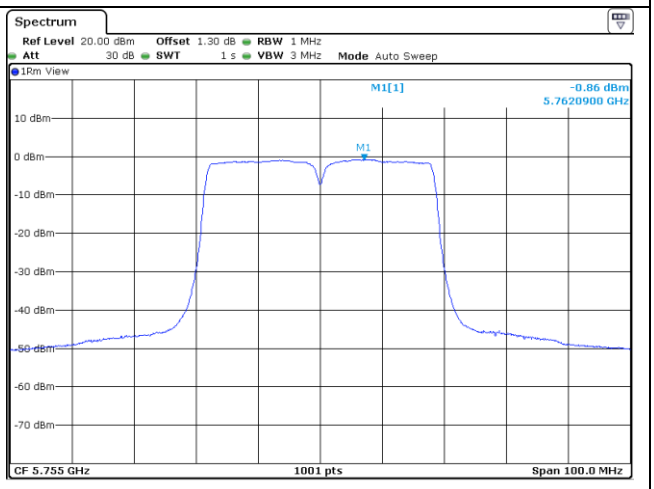

U-NII-3

Note: In order to simplify the report, attached plots were only the most wide channel.

10.4.3.4 Test data for Antenna 3

-. Test Date : June 30, 2016

-. Operating condition : Highest Output Power Transmitting Mode

-. Test Result : Pass

FREQUENCY RANGE (MHz)	CHANNEL	FREQUENCY (MHz)	MEASURED VALUE (dBm)	LIMIT (dBm)	MARGIN (dB)
5 150 ~ 5 250	Low	5 190	-9.63	4.41	14.04
	High	5 230	-9.44	4.41	13.85
5 250 ~ 5 350	Low	5 270	-4.22	11	15.22
	High	5 310	-4.04	11	15.04
5 470 ~ 5 725	Low	5 510	-7.62	11.00	18.62
	Middle	5 550	-7.04	11.00	18.04
	High	5 710	-6.62	11.00	17.62
5 725 ~ 5 850	Low	5 755	-1.63	30.00	31.63
	High	5 795	-3.60	30.00	33.60

Remark: See next page for measurement data.

Tested by: Min-Gu, Ji / Project Engineer

It should not be reproduced except in full, without the written approval of ONETECH Corp. EMC-003 (Rev.2)

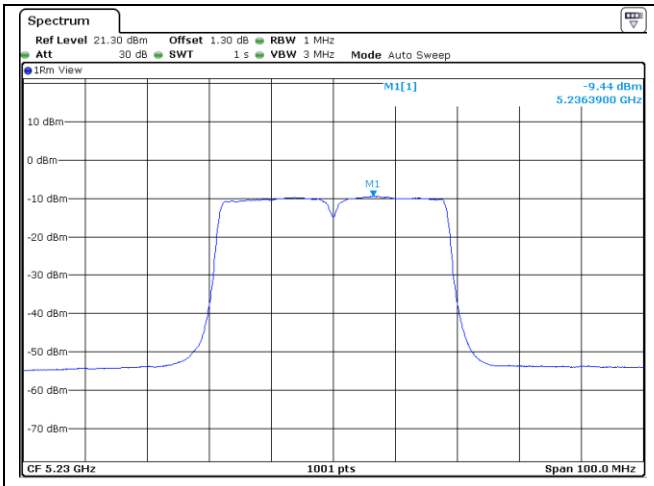

U-NII-1

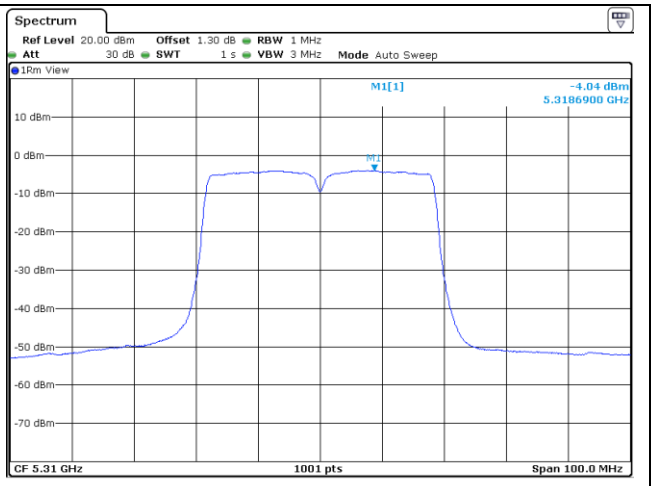

U-NII-2A

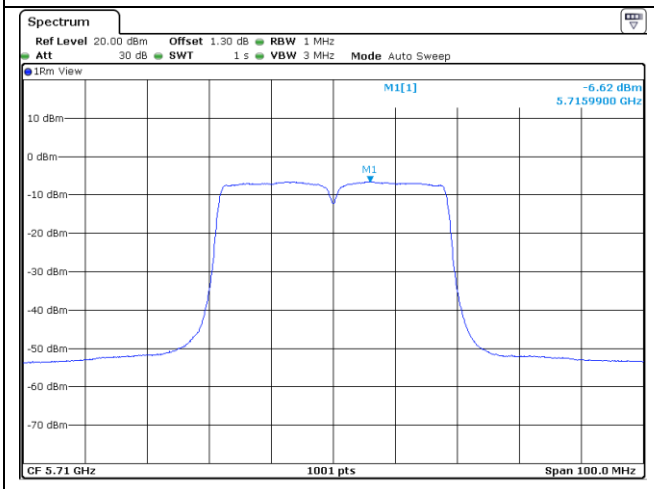

U-NII-2C

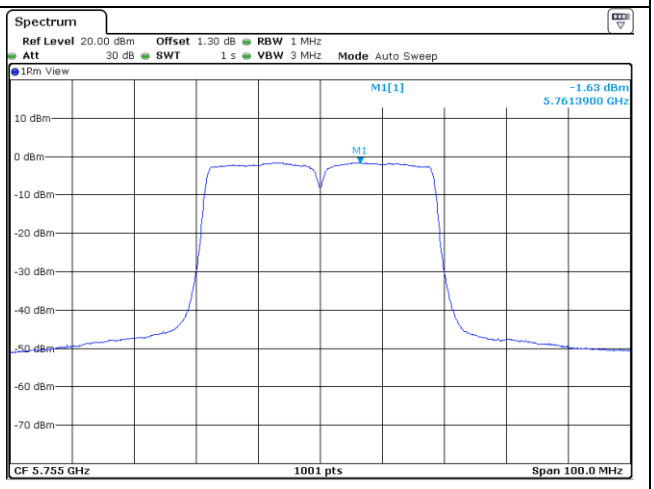

U-NII-3

Note: In order to simplify the report, attached plots were only the most wide channel.

10.4.3.5 Test data for Multiple Transmit

-. Test Date : June 30, 2016

-. Operating condition : Highest Output Power Transmitting Mode

-. Test Result : Pass

FREQUENCY RANGE (MHz)	CHANNEL	FREQUENCY (MHz)	MEASURED VALUE (dBm)	LIMIT (dBm)	MARGIN (dB)
5 150 ~ 5 250	Low	5 190	-2.72	-1.28	1.44
	High	5 230	-2.47	-1.28	1.19
5 250 ~ 5 350	Low	5 270	2.58	5.71	3.13
	High	5 310	3.17	5.71	2.54
5 470 ~ 5 725	Low	5 510	-0.20	5.89	6.09
	Middle	5 550	-0.11	5.89	6.00
	High	5 710	0.12	5.89	5.77
5 725 ~ 5 850	Low	5 755	5.47	25.64	20.17
	High	5 795	2.74	25.64	22.90

Remark 1 : Margin = Limit – Measured value

Remark 2 : Calculated Power Density = $10\log(10^{(\text{Antenna1 Power Density}/10)}+10^{(\text{Antenna2 Power Density}/10)})$



Tested by: Min-Gu, Ji / Project Engineer

It should not be reproduced except in full, without the written approval of ONETECH Corp. EMC-003 (Rev.2)

10.4.3.6 Test data for Staddle Channel_Antenna 0

-. Test Date : June 30, 2016

-. Operating condition : Highest Output Power Transmitting Mode

-. Test Result : Pass

FREQUENCY RANGE (MHz)	FREQUENCY (MHz)	MEASURED VALUE (dBm)	LIMIT (dBm)	MARGIN (dB)
5 470 ~ 5 725	5 710	-5.87	11.00	16.87
5 725 ~ 5 850	5 710	-9.88	30.00	39.88

Remark: See next page for measurement data.

10.4.3.7 Test data for Staddle Channel_Antenna 1

-. Test Date : June 30, 2016

-. Operating condition : Highest Output Power Transmitting Mode

-. Test Result : Pass

FREQUENCY RANGE (MHz)	FREQUENCY (MHz)	MEASURED VALUE (dBm)	LIMIT (dBm)	MARGIN (dB)
5 470 ~ 5 725	5 710	-6.19	11.00	17.19
5 725 ~ 5 850	5 710	-9.74	30.00	39.74

Remark: See next page for measurement data.

Tested by: Min-Gu, Ji / Project Engineer

It should not be reproduced except in full, without the written approval of ONETECH Corp.

ONETECH Corp.: 43-14, Jinsaegol-gil, Chowol-eup, Gwangju-si, Gyeonggi-do, 12735, Korea (TEL: 82-31-799-9500, FAX: 82-31-799-9599)

10.4.3.8 Test data for Staddle Channel_Antenna 2

-. Test Date : June 30, 2016

-. Operating condition : Highest Output Power Transmitting Mode

-. Test Result : Pass

FREQUENCY RANGE (MHz)	FREQUENCY (MHz)	MEASURED VALUE (dBm)	LIMIT (dBm)	MARGIN (dB)
5 470 ~ 5 725	5 710	-4.97	11.00	15.97
5 725 ~ 5 850	5 710	-9.57	30.00	39.57

Remark: See next page for measurement data.

10.4.3.9 Test data for Staddle Channel_Antenna 3

-. Test Date : June 30, 2016

-. Operating condition : Highest Output Power Transmitting Mode

-. Test Result : Pass

FREQUENCY RANGE (MHz)	FREQUENCY (MHz)	MEASURED VALUE (dBm)	LIMIT (dBm)	MARGIN (dB)
5 470 ~ 5 725	5 710	-7.01	11.00	18.01
5 725 ~ 5 850	5 710	-10.72	30.00	40.72

Remark: See next page for measurement data.

Tested by: Min-Gu, Ji / Project Engineer

It should not be reproduced except in full, without the written approval of ONETECH Corp.

ONETECH Corp.: 43-14, Jinsaegol-gil, Chowol-eup, Gwangju-si, Gyeonggi-do, 12735, Korea (TEL: 82-31-799-9500, FAX: 82-31-799-9599)

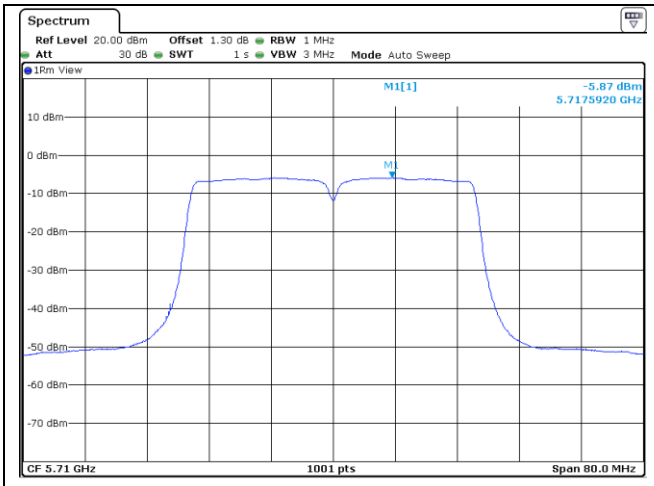

U-NII-2C Ant 0

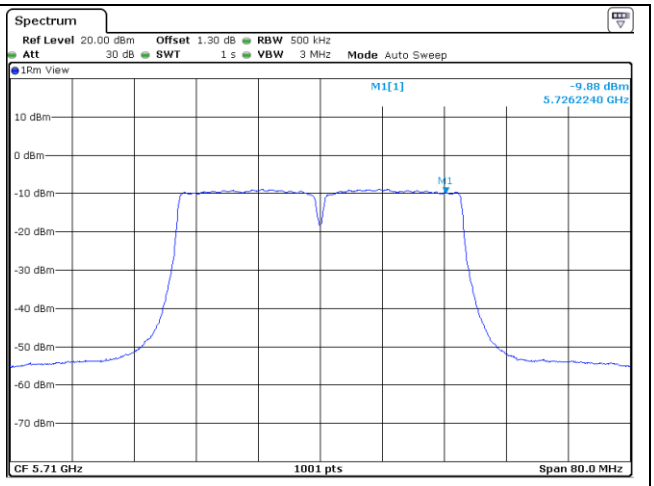

U-NII-3 Ant 0

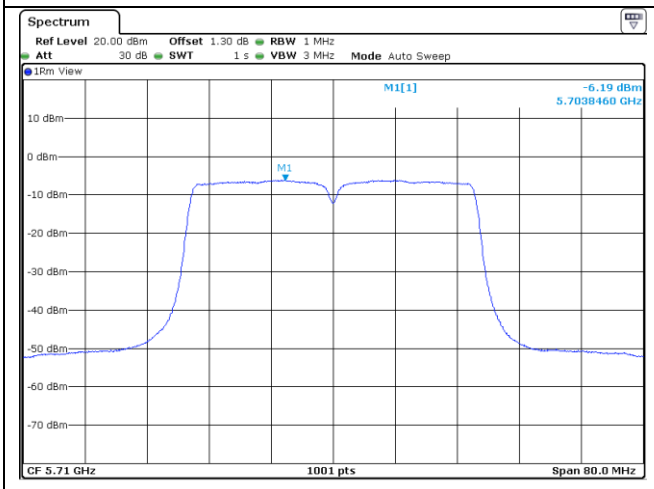

U-NII-2C Ant 1

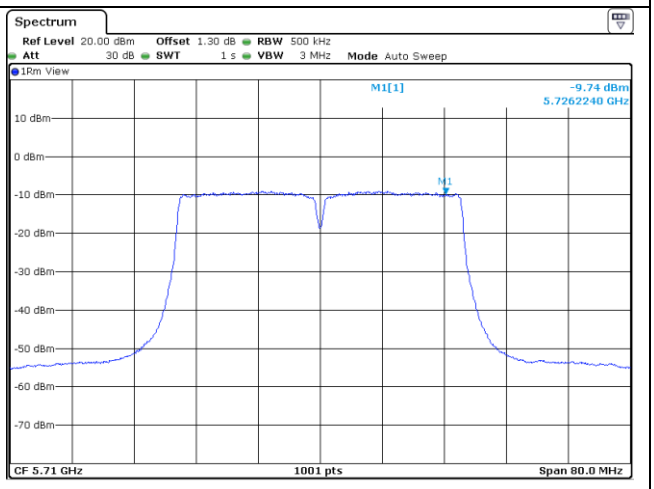

U-NII-3 Ant 1

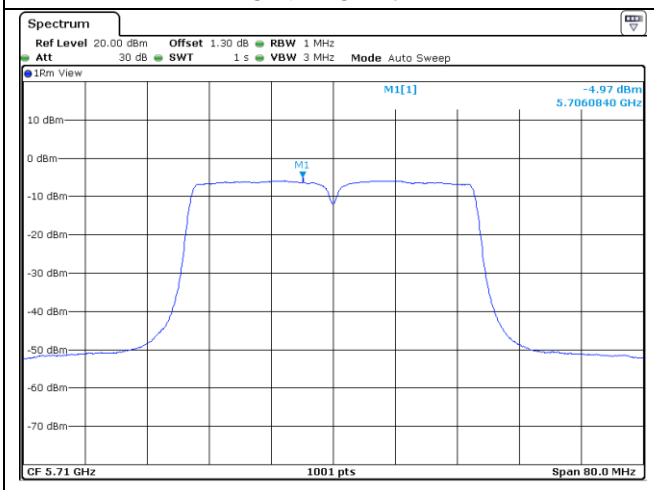

U-NII-2C Ant 2

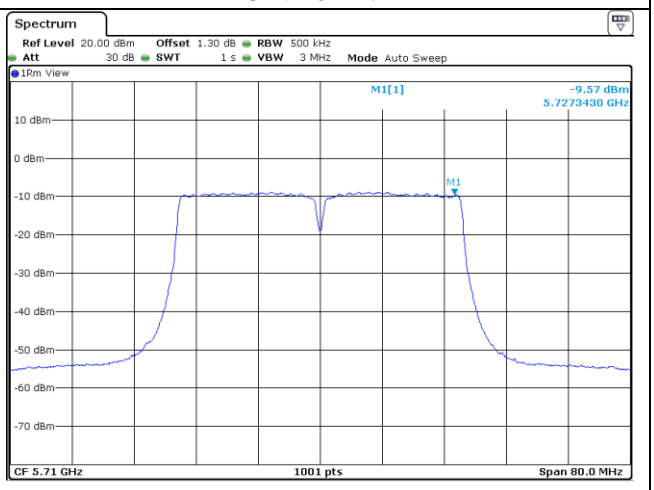

U-NII-3 Ant 2

It should not be reproduced except in full, without the written approval of ONETECH Corp.

ONETECH Corp.: 43-14, Jinsaegol-gil, Chowol-eup, Gwangju-si, Gyeonggi-do, 12735, Korea (TEL: 82-31-799-9500, FAX: 82-31-799-9599)

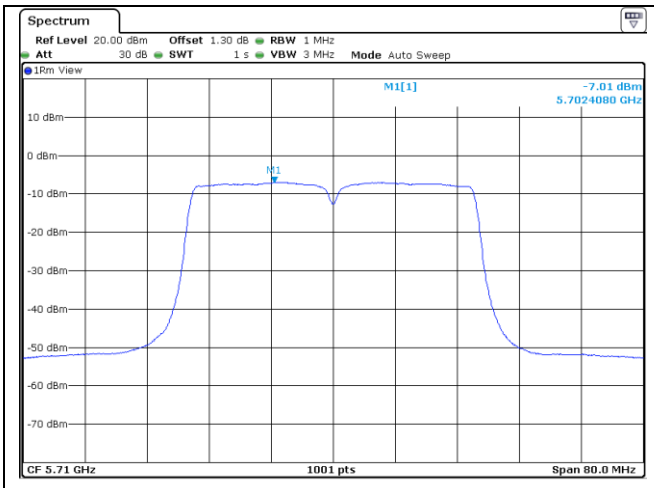	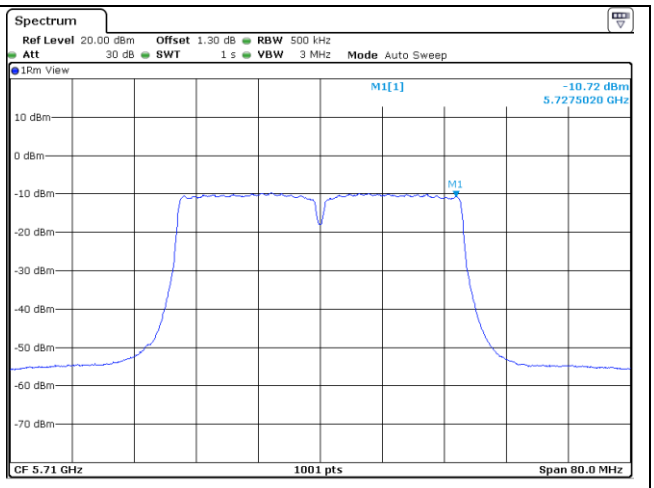
U-NII-2C Ant 3	U-NII-3 Ant 3

\Note: In order to simplify the report, attached plots were only the most wide channel.

ONETECH Corp.: 43-14, Jinsaegol-gil, Chowol-eup, Gwangju-si, Gyeonggi-do, 12735, Korea (TEL: 82-31-799-9500, FAX: 82-31-799-9599)

10.4.4 Test data for 802.11ac_VHT20 RLAN Mode

10.4.4.1 Test data for Antenna 0

-. Test Date : June 30, 2016

-. Operating condition : Highest Output Power Transmitting Mode

-. Test Result : Pass

FREQUENCY RANGE (MHz)	CHANNEL	FREQUENCY (MHz)	MEASURED VALUE (dBm)	LIMIT (dBm)	MARGIN (dB)
5 150 ~ 5 250	Low	5 180	-7.84	4.94	12.78
	Middle	5 220	-7.53	4.94	12.47
	High	5 240	-7.07	4.94	12.01
5 250 ~ 5 350	Low	5 260	-3.11	11	14.11
	Middle	5 300	-3.48	11	14.48
	High	5 320	-3.03	11	14.03
5 470 ~ 5 725	Low	5 500	-5.49	11.00	16.49
	Middle	5 560	-1.54	11.00	12.54
	High	5 720	-1.06	11.00	12.06
5 725 ~ 5 850	Low	5 745	-1.03	30.00	31.03
	Middle	5 785	-2.08	30.00	32.08
	High	5 825	-2.86	30.00	32.86

Remark: See next page for measurement data.

Tested by: Min-Gu, Ji / Project Engineer

It should not be reproduced except in full, without the written approval of ONETECH Corp.

ONETECH Corp.: 43-14, Jinsaegol-gil, Chowol-eup, Gwangju-si, Gyeonggi-do, 12735, Korea (TEL: 82-31-799-9500, FAX: 82-31-799-9599)

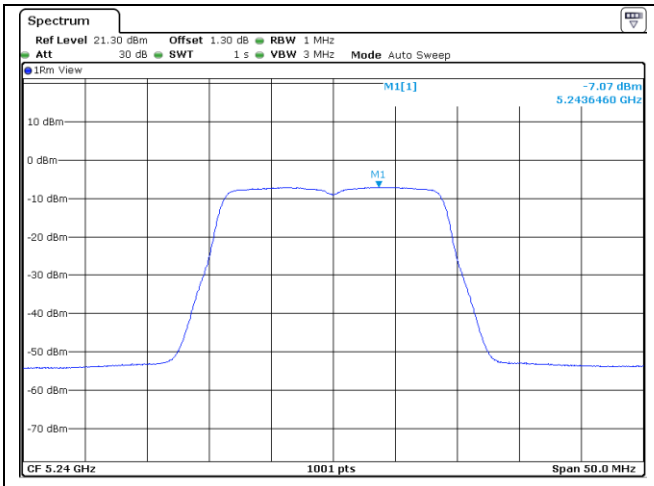

U-NII-1

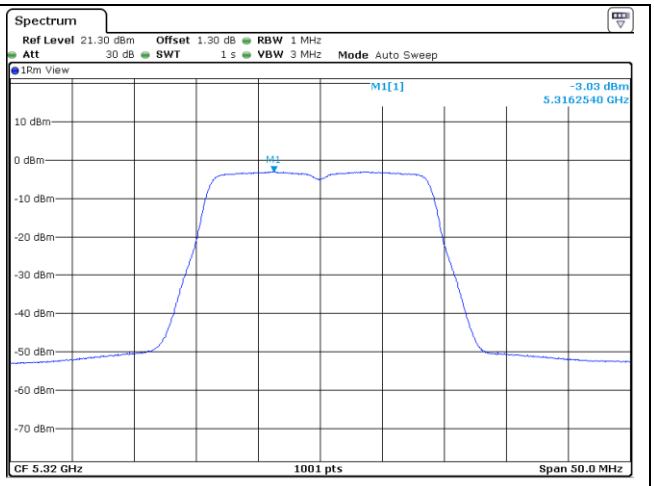

U-NII-2A

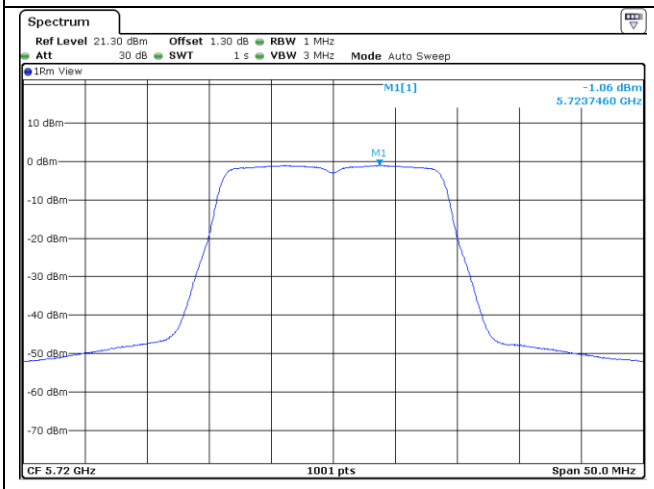

U-NII-2C

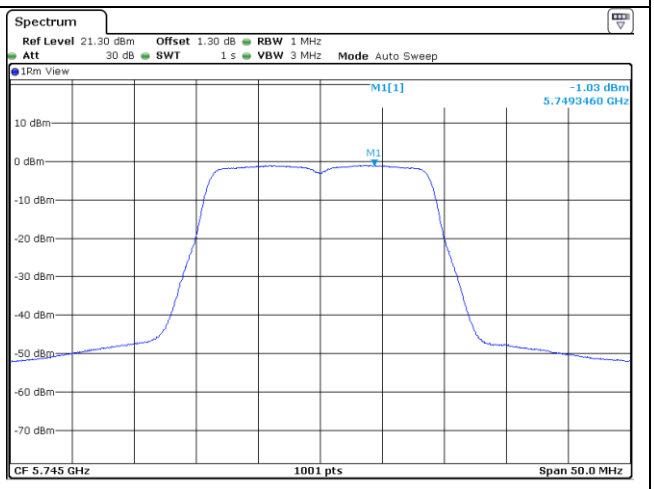

U-NII-3

Note: In order to simplify the report, attached plots were only the most wide channel.

10.4.4.2 Test data for Antenna 1

-. Test Date : June 30, 2016

-. Operating condition : Highest Output Power Transmitting Mode

-. Test Result : Pass

FREQUENCY RANGE (MHz)	CHANNEL	FREQUENCY (MHz)	MEASURED VALUE (dBm)	LIMIT (dBm)	MARGIN (dB)
5 150 ~ 5 250	Low	5 180	-8.58	4.62	13.20
	Middle	5 220	-8.16	4.62	12.78
	High	5 240	-7.91	4.62	12.53
5 250 ~ 5 350	Low	5 260	-3.75	11	14.75
	Middle	5 300	-4.09	11	15.09
	High	5 320	-3.94	11	14.94
5 470 ~ 5 725	Low	5 500	-5.22	11.00	16.22
	Middle	5 560	-1.41	11.00	12.41
	High	5 720	-1.43	11.00	12.43
5 725 ~ 5 850	Low	5 745	-1.84	30.00	31.84
	Middle	5 785	-2.33	30.00	32.33
	High	5 825	-3.43	30.00	33.43

Remark: See next page for measurement data.

Tested by: Min-Gu, Ji / Project Engineer

It should not be reproduced except in full, without the written approval of ONETECH Corp.

ONETECH Corp.: 43-14, Jinsaegol-gil, Chowol-eup, Gwangju-si, Gyeonggi-do, 12735, Korea (TEL: 82-31-799-9500, FAX: 82-31-799-9599)

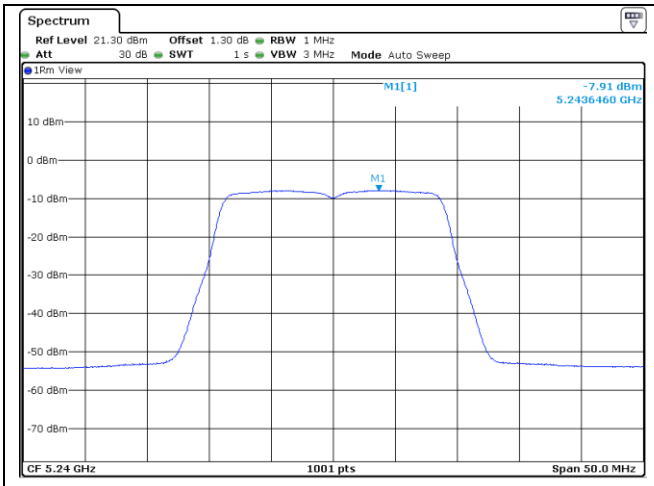

U-NII-1

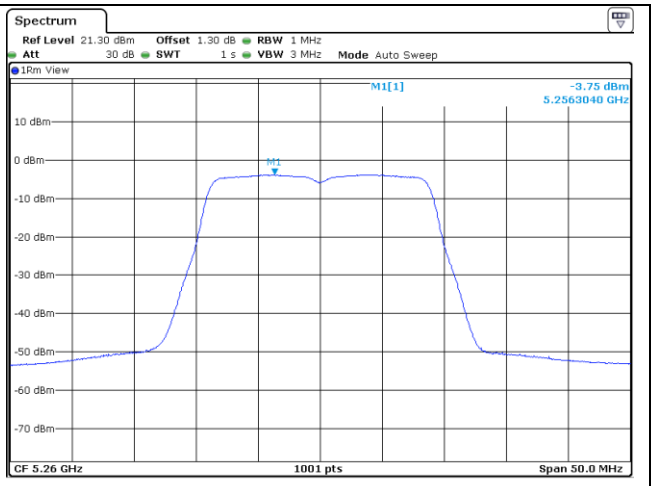

U-NII-2A

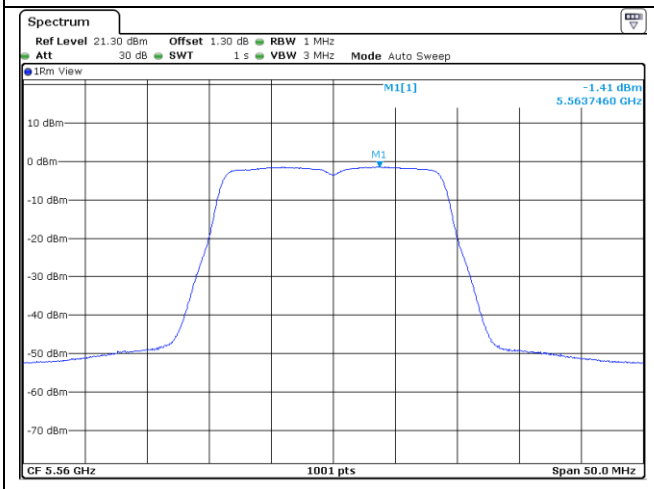

U-NII-2C

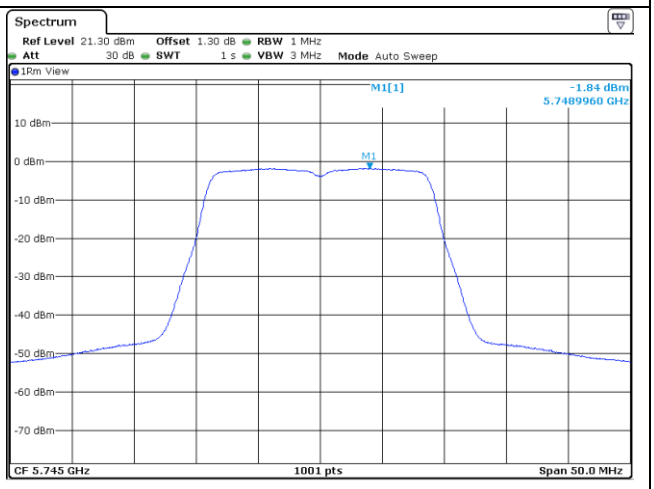

U-NII-3

Note: In order to simplify the report, attached plots were only the most wide channel.

It should not be reproduced except in full, without the written approval of ONETECH Corp.

ONETECH Corp.: 43-14, Jinsaegol-gil, Chowol-eup, Gwangju-si, Gyeonggi-do, 12735, Korea (TEL: 82-31-799-9500, FAX: 82-31-799-9599)