6.9 Radiated emissions which fall in the restricted bands

Test Standard	47 CFR Part 15, Subpart C 15.247
Test Method	ANSI C63.10 (2013) Section 6.10.5
Test Mode (Pre-Scan)	TX
Test Mode (Final Test)	TX

6.9.1 Limit

Frequency(MHz)	Field strength(microvolts/meter)	Measurement distance(meters)
0.009-0.490	2400/F(kHz)	300
0.490-1.705	24000/F(kHz)	30
1.705-30.0	30	30
30-88	100	3
88-216	150	3
216-960	200	3
Above 960	500	3

Remark: The emission limits shown in the above table are based on measurements employing a CISPR quasi-peak detector except for the frequency bands 9-90kHz, 110-490kHz and above 1000 MHz. Radiated emission limits in these three bands are based on measurements employing an average detector, the peak field strength of any emission shall not exceed the maximum permitted average limits specified above by more than 20 dB under any condition of modulation.

BlueAsia

6.9.2 Test setup

Below 1GHz：

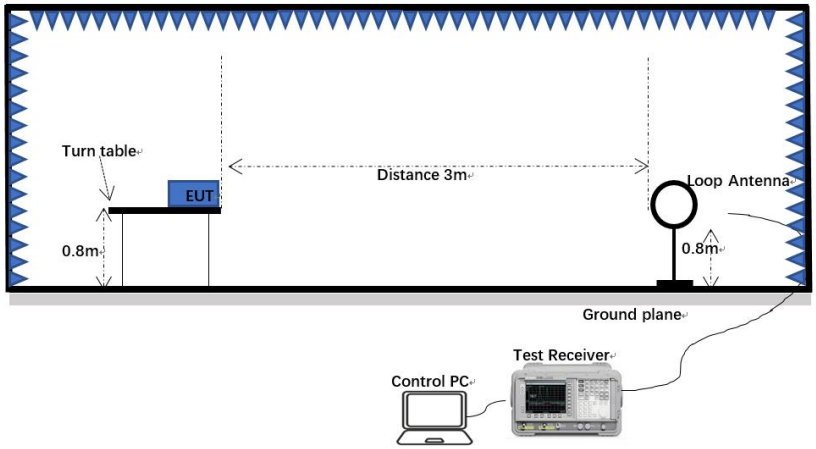

30MHz-1GHz：

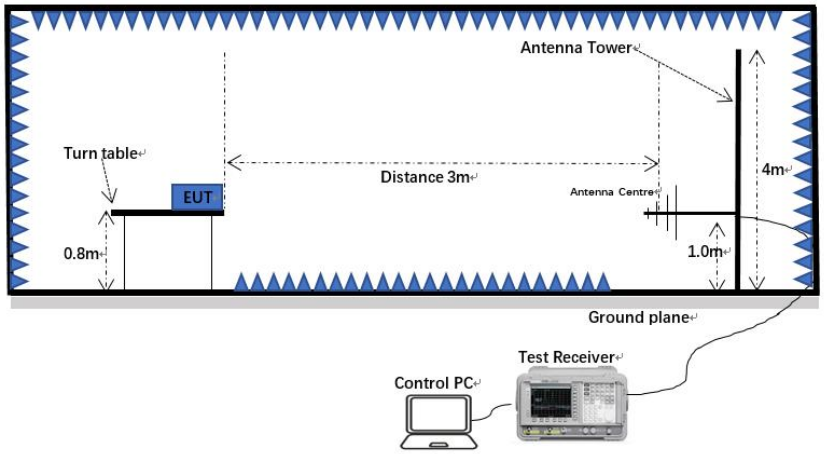

Above 1GHz：

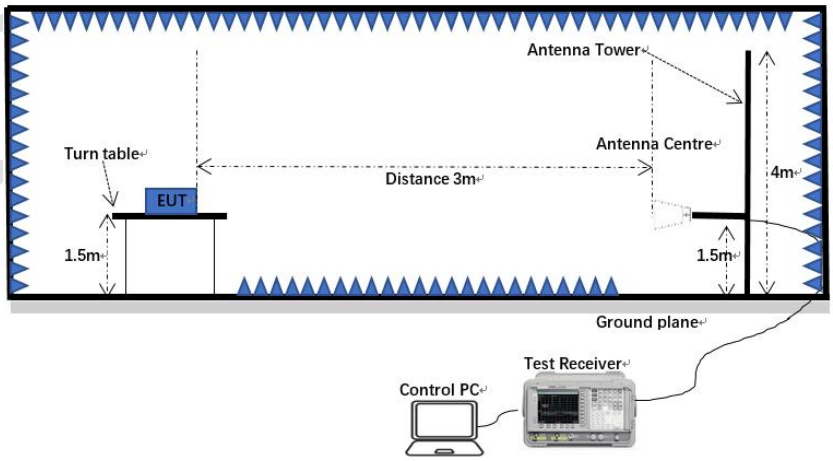

6.9.3 Procedure

a) For below 1GHz, the EUT was placed on the top of a rotating table 0.8 meters above the ground at a 3 or 10 meter semi-anechoic chamber. The table was rotated 360 degrees to determine the position of the highest radiation.

b) For above 1GHz, the EUT was placed on the top of a rotating table 1.5 meters above the ground at a 3 meter fully-anechoic chamber. The table was rotated 360 degrees to determine the position of the highest radiation.

c) The EUT was set 3 or 10 meters away from the interference-receiving antenna, which was mounted on the top of a variable-height antenna tower.

d) The antenna height is varied from one meter to four meters above the ground to determine the maximum value of the field strength. Both horizontal and vertical polarizations of the antenna are set to make the measurement.

e) For each suspected emission, the EUT was arranged to its worst case and then the antenna was tuned to heights from 1 meter to 4 meters (for the test frequency of below 30MHz, the antenna was tuned to heights 1 meter) and the rotatable table was turned from 0 degrees to 360 degrees to find the maximum reading.

f) The test-receiver system was set to Peak Detect Function and Specified Bandwidth with Maximum Hold Mode.

g) If the emission level of the EUT in peak mode was 10dB lower than the limit specified, then testing could be stopped and the peak values of the EUT would be reported. Otherwise the emissions that did not have 10dB margin would be re-tested one by one using peak, quasi-peak or average method as specified and then reported in a data sheet.

h) Test the EUT in the lowest channel, the middle channel, the highest channel.

i) The radiation measurements are performed in X, Y, Z axis positioning for Transmitting mode, and found the X axis positioning which it is the worst case.

j) Repeat above procedures until all frequencies measured was complete.

Note 1: Level (dBuV) = Reading (dBuV) + Factor (dB/m)
Note 2: For frequencies above 1GHz, the field strength limits are based on average limits. However, the peak field strength of any emission shall not exceed the maximum permitted average limits specified above by more than 20 dB under any condition of modulation. For the emissions whose peak level is lower than the average limit, only the peak measurement is shown in the report.

6.9.4 Test data

Remark: During the test, pre-scan the BLE1M/BLE2M mode, and found the BLE1M mode which it is worse case.

[Test mode: TX low channel]; [Polarity: Horizontal]

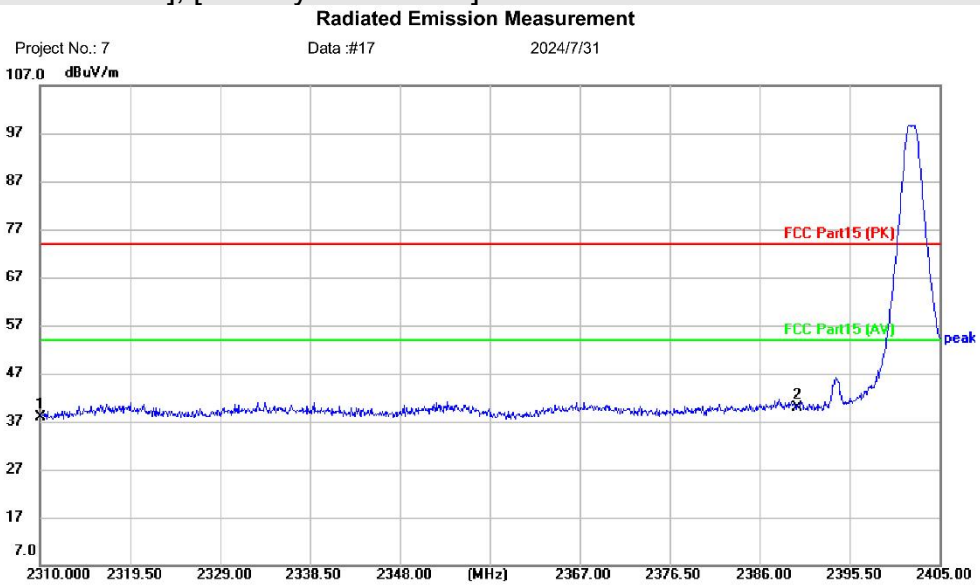

Site
Limit: FCC Part15 (PK)
EUT: Bluetooth ANC Headset
M/N: ClearDryve 220
Mode: BLE TX 2402
Note:

Polarization: ***Horizontal***
Power:

Temperature: (C)
Humidity: %RH

No.	Mk.	Freq.	Reading Level	Correct Factor	Measure-ment	Limit	Over		
		MHz	dBuV	dB	dBuV/m	dBuV/m	dB	Detector	Comment
1		2310.000	40.59	-2.67	37.92	74.00	-36.08	peak	
2	*	2390.000	42.14	-2.24	39.90	74.00	-34.10	peak	

*:Maximum data x:Over limit !:over margin 〈Reference Only

Receiver: ESR_1 Spectrum Analyzer: FSP40

Test Result: Pass

[Test mode:TX low channel]; [Polarity: Vertical]

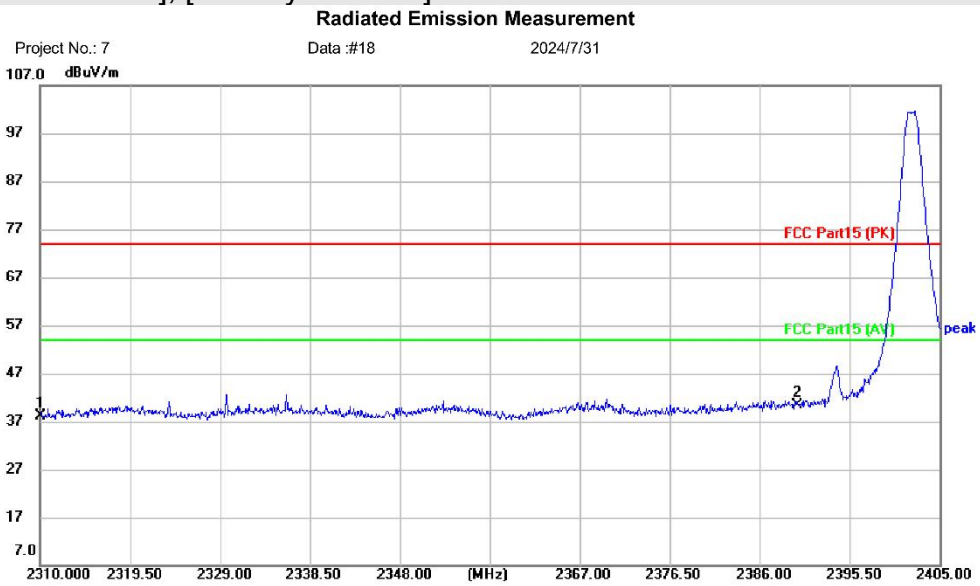

Site
Limit: FCC Part15 (PK)
EUT: Bluetooth ANC Headset
M/N: ClearDryve 220
Mode: BLE TX 2402
Note:

Polarization: ***Vertical***
Power:

Temperature: (C)
Humidity: %RH

No.	Mk.	Freq.	Reading Level	Correct Factor	Measure-ment	Limit	Over		
		MHz	dBuV	dB	dBuV/m	dBuV/m	dB	Detector	Comment
1		2310.000	40.70	-2.67	38.03	74.00	-35.97	peak	
2	*	2390.000	42.54	-2.24	40.30	74.00	-33.70	peak	

*:Maximum data x:Over limit !:over margin 〈Reference Only

Receiver: ESR_1 Spectrum Analyzer: FSP40

Test Result: Pass

[Test mode: TX High channel]; [Polarity: Horizontal]

Radiated Emission Measurement

Project No.: 7 Data :#19 2024/7/31

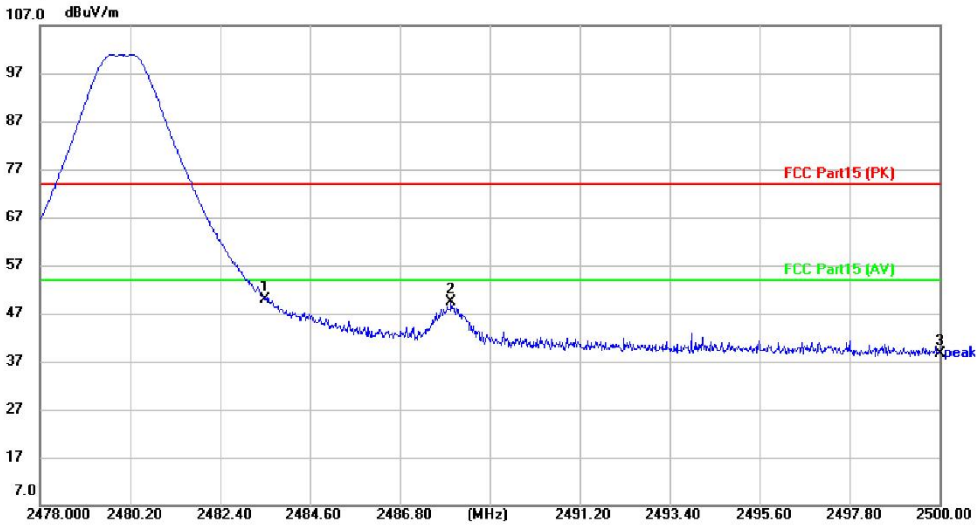

Site
Limit: FCC Part15 (PK)
EUT: Bluetooth ANC Headset
M/N: ClearDryve 220
Mode: BLE TX 2480
Note:

Polarization: ***Horizontal***
Power:

Temperature: (C)
Humidity: %RH

No.	Mk.	Freq.	Reading Level	Correct Factor	Measure-ment	Limit	Over		
		MHz	dBuV	dB	dBuV/m	dBuV/m	dB	Detector	Comment
1	*	2483.500	52.70	-2.71	49.99	74.00	-24.01	peak	
2		2488.054	52.06	-2.74	49.32	74.00	-24.68	peak	
3		2500.000	41.38	-2.80	38.58	74.00	-35.42	peak	

*:Maximum data x:Over limit !:over margin 〈Reference Only

Receiver: ESR_1 Spectrum Analyzer: FSP40

Test Result: Pass

[Test mode:TX High channel]; [Polarity: Vertical]

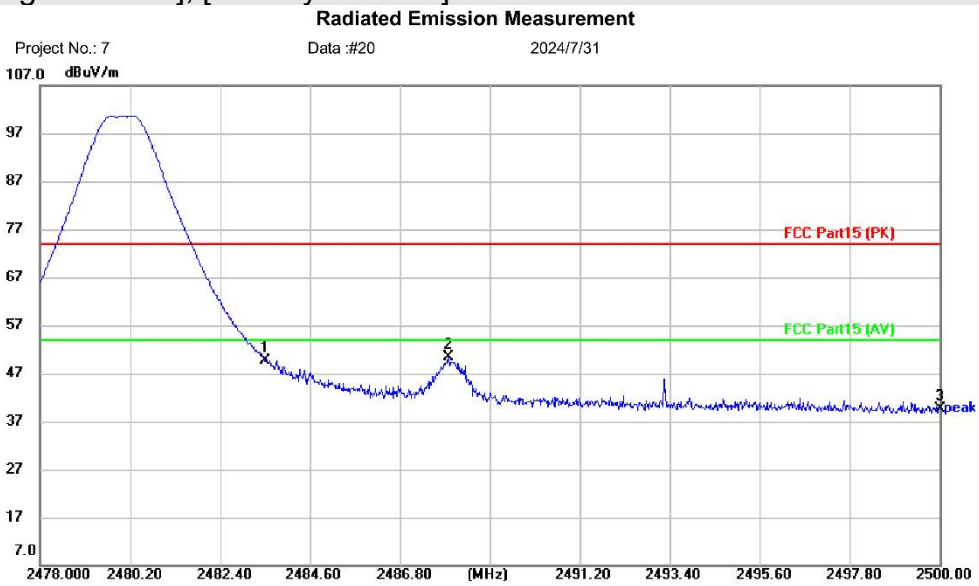

Site
Limit: FCC Part15 (PK)
EUT: Bluetooth ANC Headset
M/N: ClearDryve 220
Mode: BLE TX 2480
Note:

Polarization: ***Vertical***
Power:

Temperature: (C)
Humidity: %RH

No.	Mk.	Freq.	Reading Level	Correct Factor	Measure-ment	Limit	Over		
		MHz	dBuV	dB	dBuV/m	dBuV/m	dB	Detector	Comment
1		2483.500	52.33	-2.71	49.62	74.00	-24.38	peak	
2	*	2487.988	53.09	-2.74	50.35	74.00	-23.65	peak	
3		2500.000	42.45	-2.80	39.65	74.00	-34.35	peak	

*:Maximum data x:Over limit !:over margin 〈Reference Only

Receiver: ESR_1 Spectrum Analyzer: FSP40

Test Result: Pass

7 Appendix A

Maximum Conducted Output Power

Condition	Mode	Frequency (MHz)	Antenna	Conducted Power (dBm)	Limit (dBm)	Verdict
NVNT	BLE 1M	2402	Ant1	6.713	30	Pass
NVNT	BLE 1M	2442	Ant1	7.395	30	Pass
NVNT	BLE 1M	2480	Ant1	7.147	30	Pass
NVNT	BLE 2M	2402	Ant1	6.752	30	Pass
NVNT	BLE 2M	2442	Ant1	7.377	30	Pass
NVNT	BLE 2M	2480	Ant1	7.046	30	Pass

Power NVNT BLE 1M 2402MHz Ant1

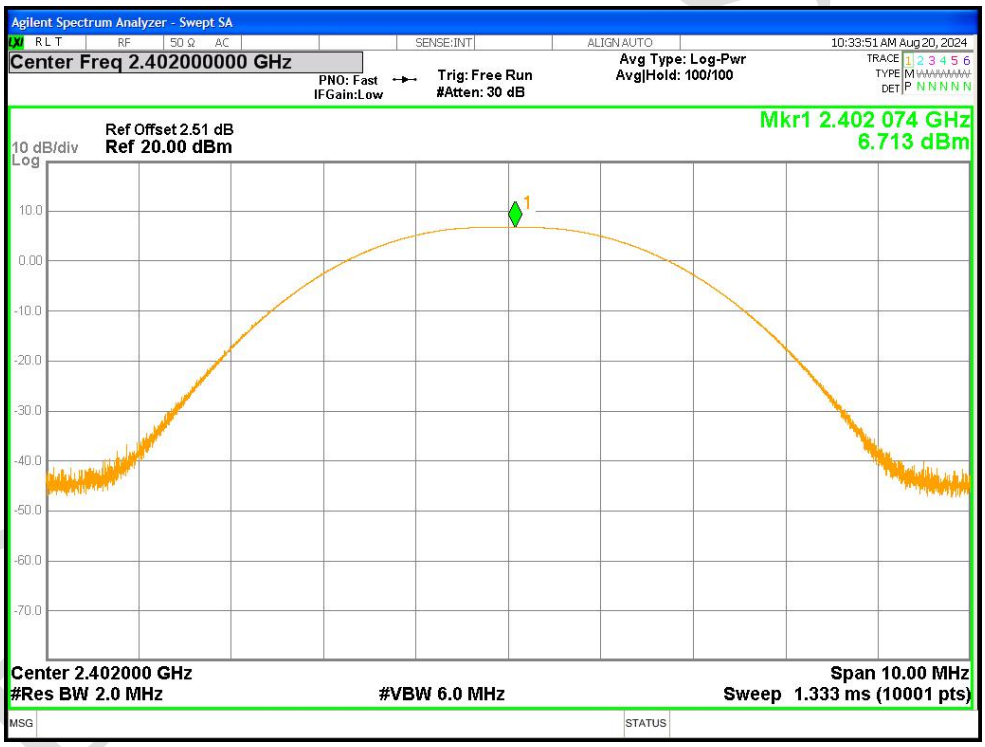

Power NVNT BLE 1M 2442MHz Ant1

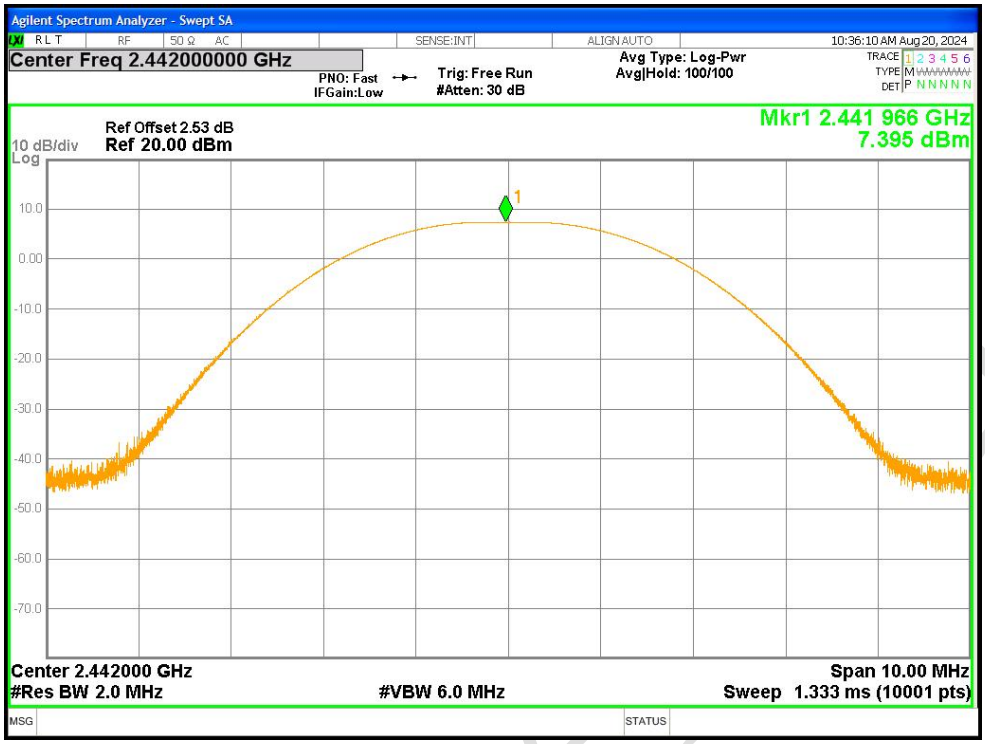

Power NVNT BLE 1M 2480MHz Ant1

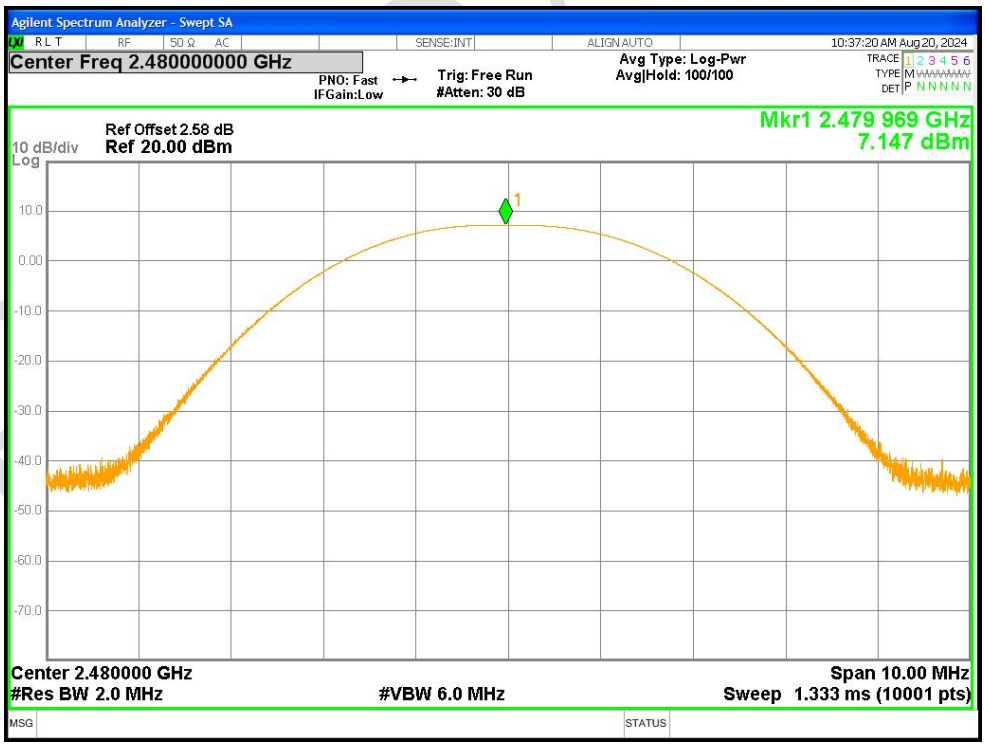

Power NVNT BLE 2M 2402MHz Ant1

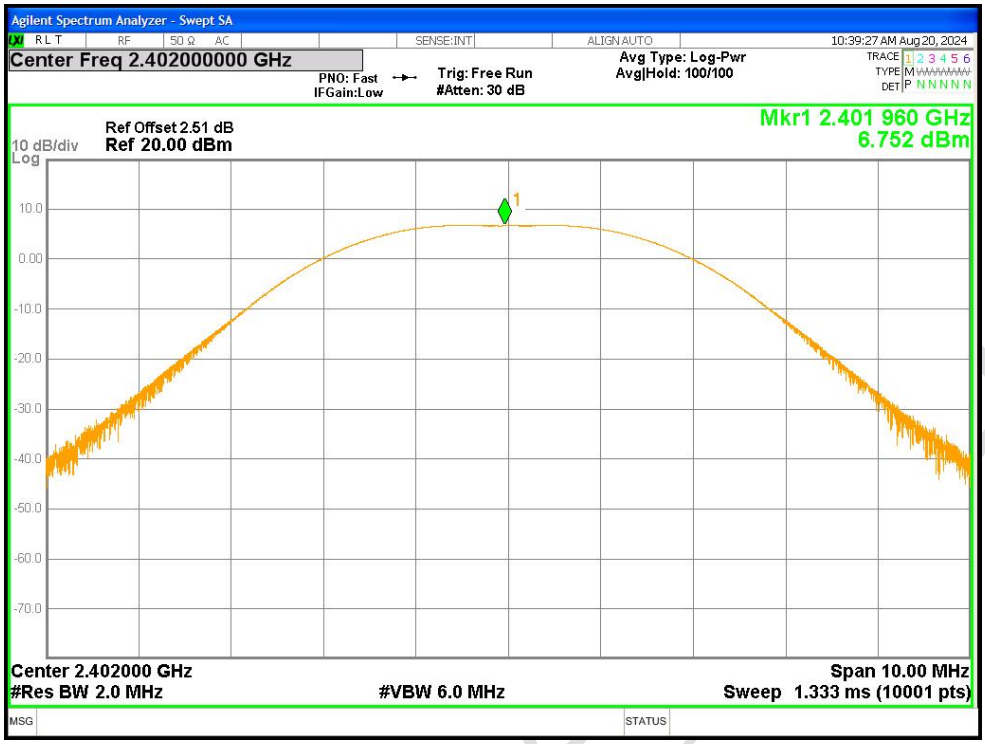

Power NVNT BLE 2M 2442MHz Ant1

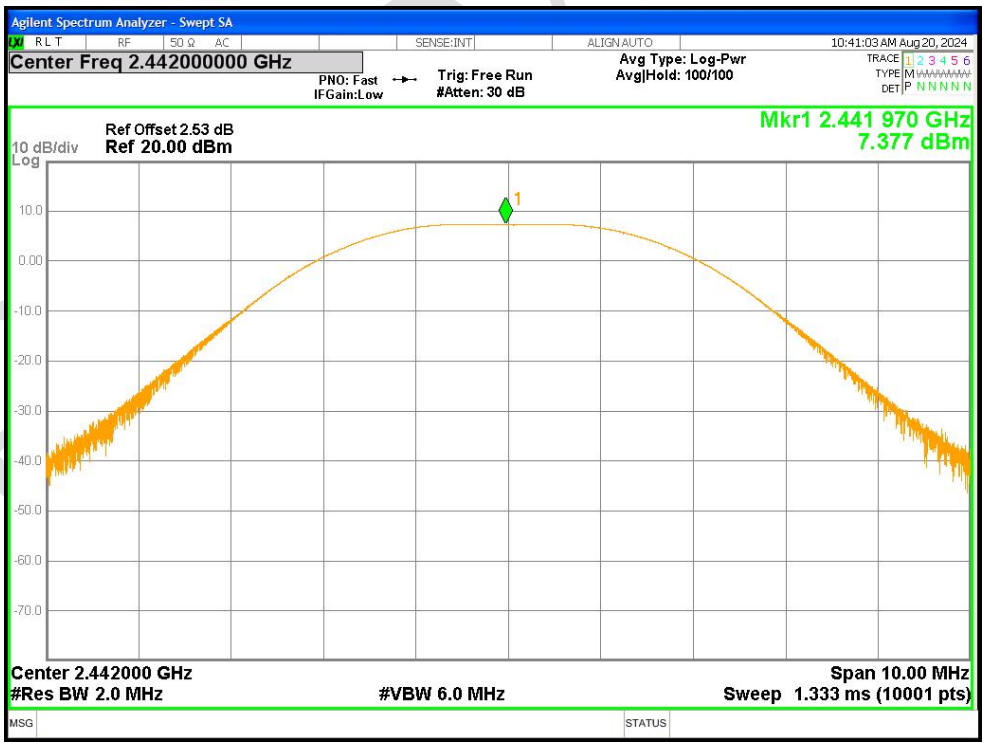

Power NVNT BLE 2M 2480MHz Ant1

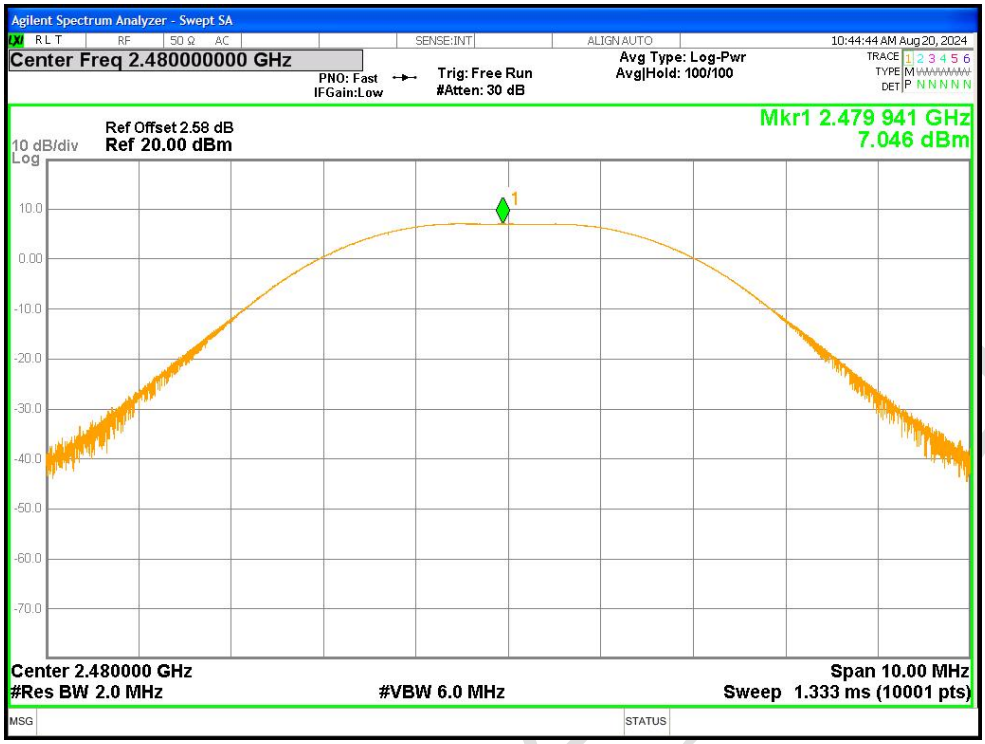
Agilent Spectrum Analyzer - Swept SA
Center Freq 2.480000000 GHz
PNO: Fast
IFGain:Low
Trig: Free Run
#Atten: 30 dB
Avg Type: Log-Pwr
Avg|Hold: 100/100
10:44:44 AM Aug 20, 2024
Ref Offset 2.58 dB
10 dB/div
Ref 20.00 dBm
Log
Mkr1 2.479 941 GHz
7.046 dBm
Center 2.480000 GHz
#Res BW 2.0 MHz
#VBW 6.0 MHz
Span 10.00 MHz
Sweep 1.333 ms (10001 pts)

-6dB Bandwidth

Condition	Mode	Frequency (MHz)	Antenna	-6 dB Bandwidth (MHz)	Limit -6 dB Bandwidth (MHz)	Verdict
NVNT	BLE 1M	2402	Ant1	0.696	0.5	Pass
NVNT	BLE 1M	2442	Ant1	0.707	0.5	Pass
NVNT	BLE 1M	2480	Ant1	0.712	0.5	Pass
NVNT	BLE 2M	2402	Ant1	1.182	0.5	Pass
NVNT	BLE 2M	2442	Ant1	1.159	0.5	Pass
NVNT	BLE 2M	2480	Ant1	1.141	0.5	Pass

-6dB Bandwidth NVNT BLE 1M 2402MHz Ant1

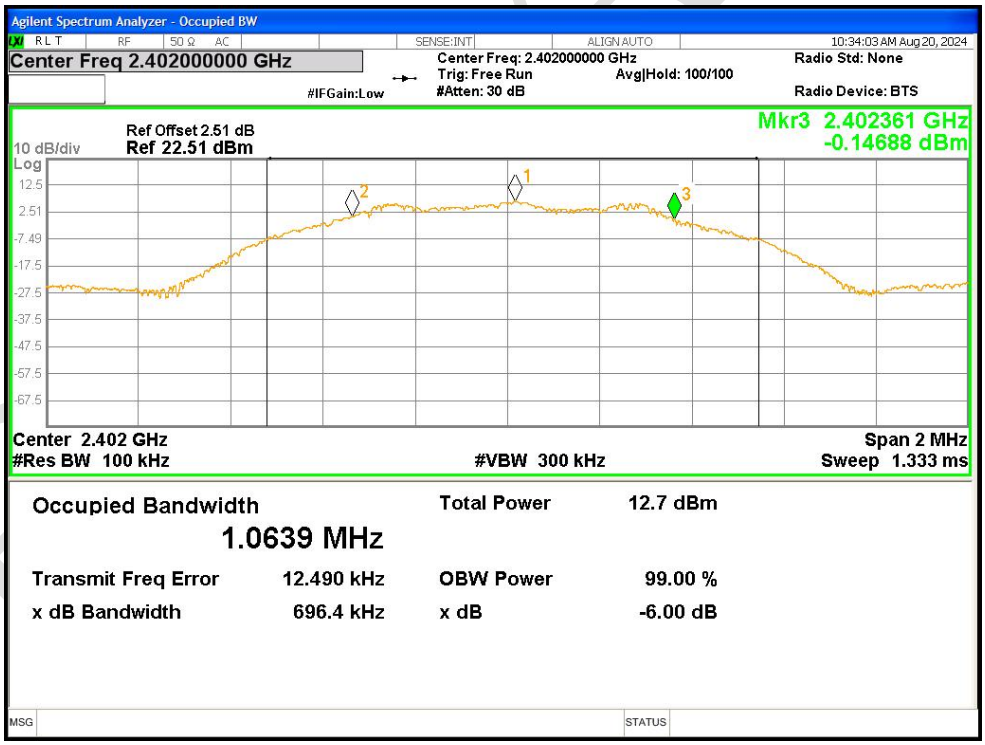

-6dB Bandwidth NVNT BLE 1M 2442MHz Ant1

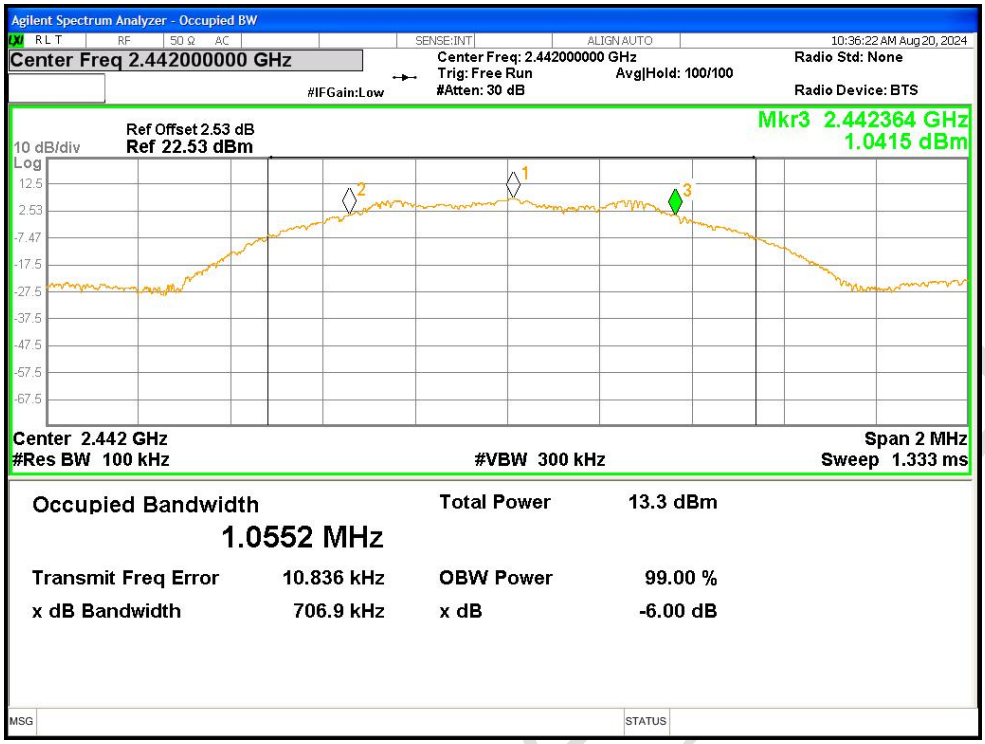

-6dB Bandwidth NVNT BLE 1M 2480MHz Ant1

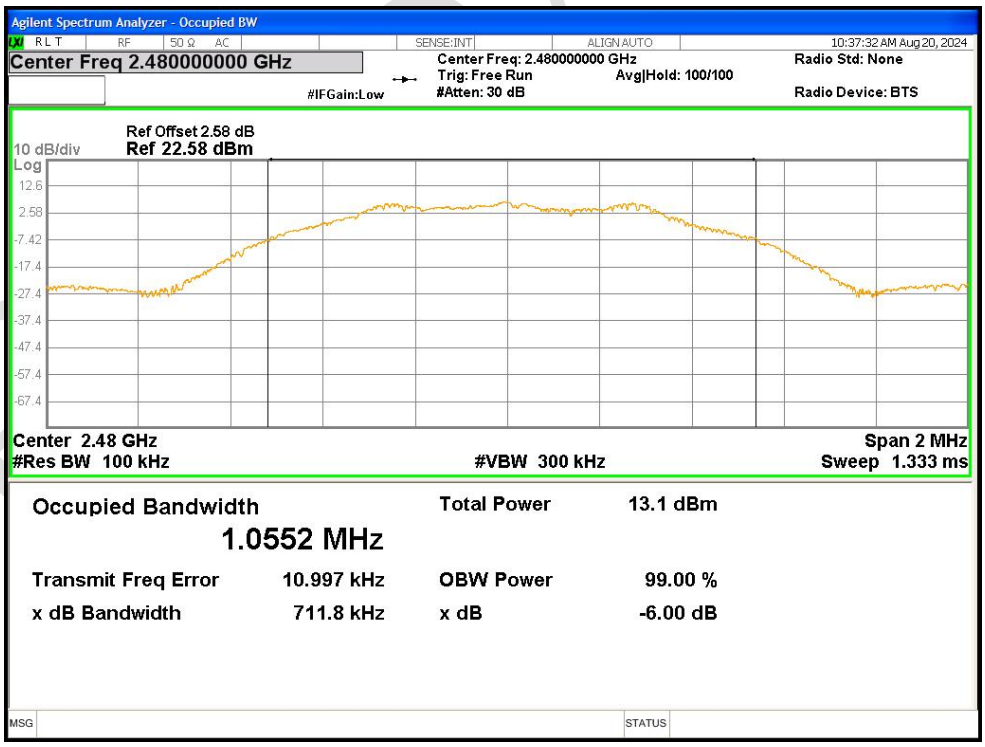

-6dB Bandwidth NVNT BLE 2M 2402MHz Ant1

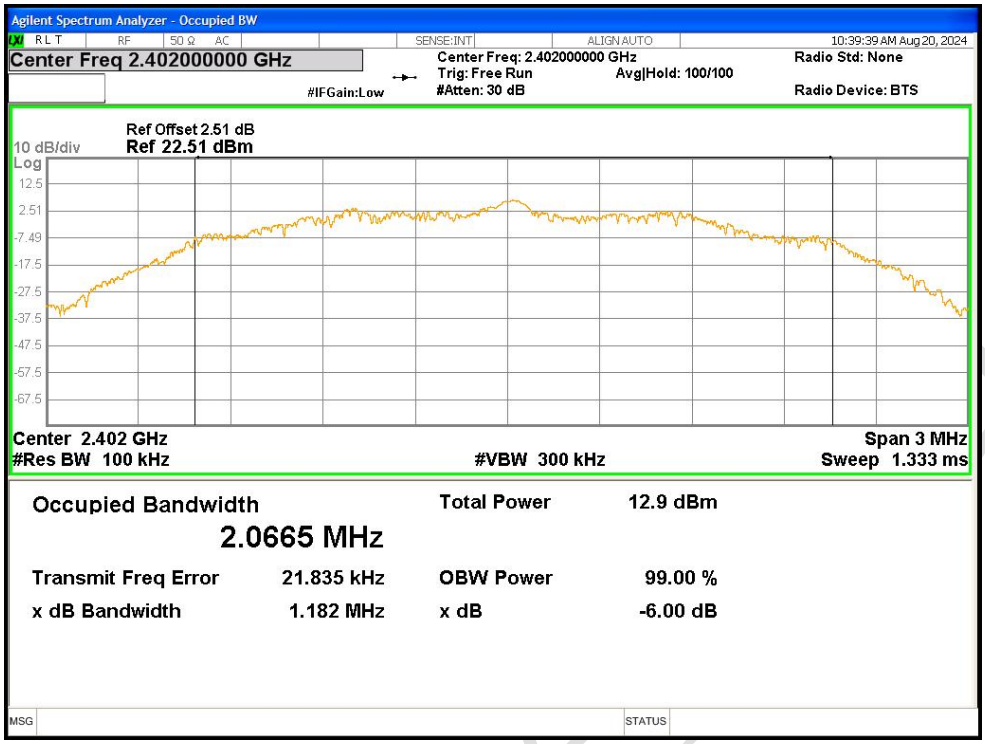

-6dB Bandwidth NVNT BLE 2M 2442MHz Ant1

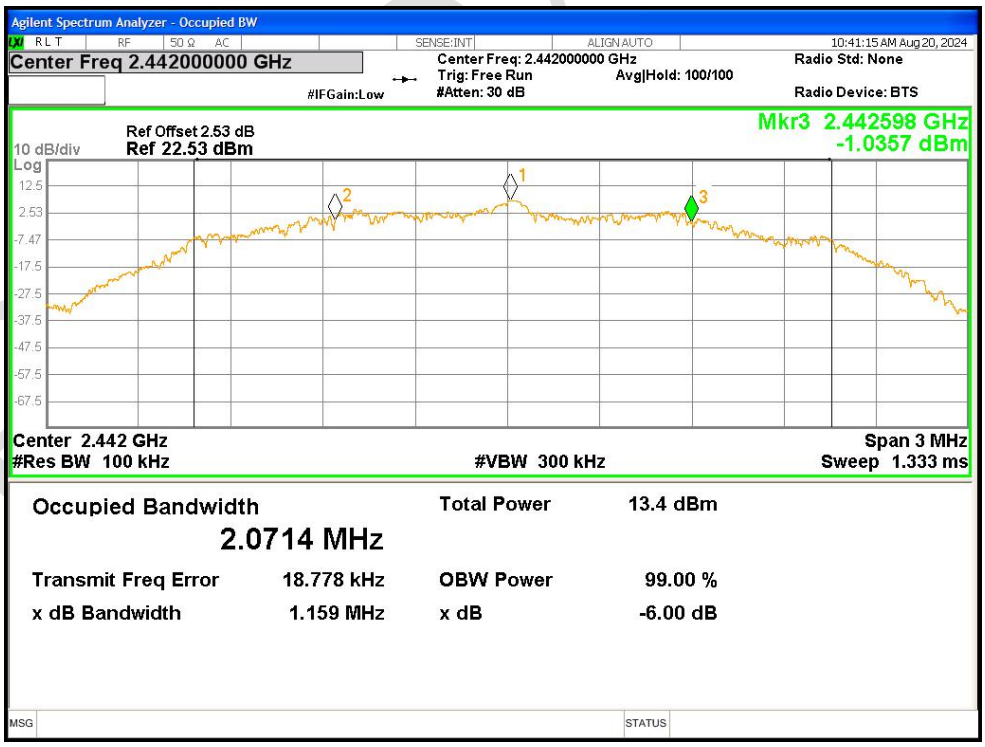

-6dB Bandwidth NVNT BLE 2M 2480MHz Ant1

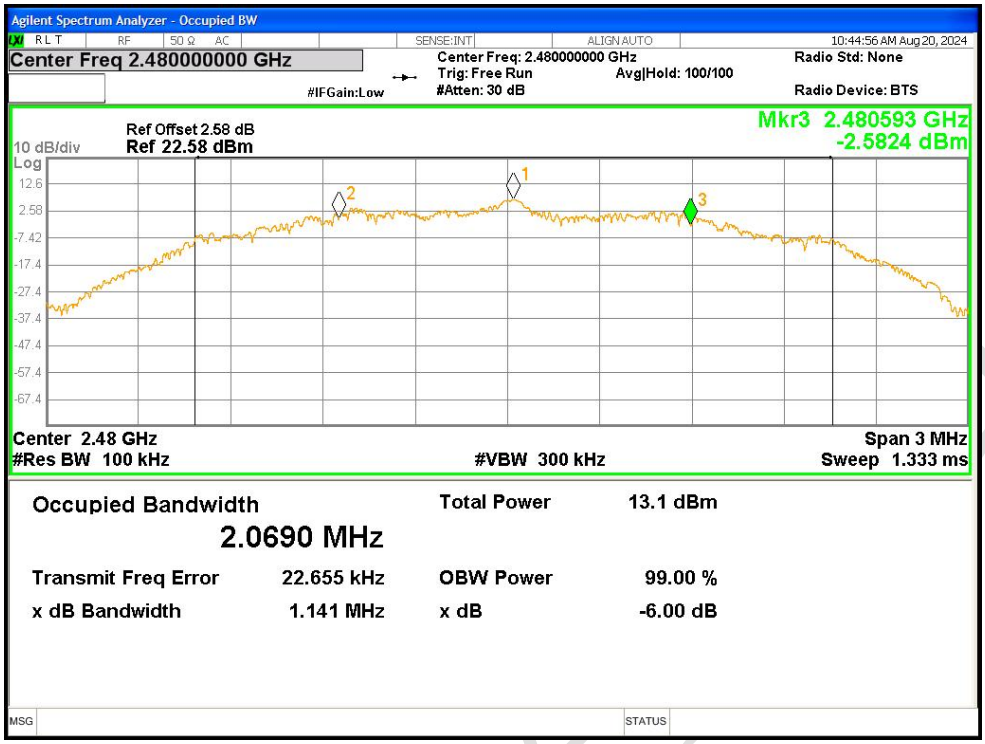
Agilent Spectrum Analyzer - Occupied BW
Center Freq 2.480000000 GHz
Center Freq: 2.480000000 GHz
Trig: Free Run
#Atten: 30 dB
Avg|Hold: 100/100
Radio Std: None
Radio Device: BTS
10:44:56 AM Aug 20, 2024
Ref Offset 2.58 dB
Ref 22.58 dBm
10 dB/div
Log
Mkr3 2.480593 GHz
-2.5824 dBm
Center 2.48 GHz
#Res BW 100 kHz
#VBW 300 kHz
Span 3 MHz
Sweep 1.333 ms
Occupied Bandwidth
2.0690 MHz
Total Power 13.1 dBm
Transmit Freq Error 22.655 kHz
OBW Power 99.00 %
x dB Bandwidth 1.141 MHz
x dB -6.00 dB

Occupied Channel Bandwidth

Condition	Mode	Frequency (MHz)	Antenna	99% OBW (MHz)
NVNT	BLE 1M	2402	Ant1	1.0391
NVNT	BLE 1M	2442	Ant1	1.0477
NVNT	BLE 1M	2480	Ant1	1.0396
NVNT	BLE 2M	2402	Ant1	2.0405
NVNT	BLE 2M	2442	Ant1	2.0412
NVNT	BLE 2M	2480	Ant1	2.0410

OBW NVNT BLE 1M 2402MHz Ant1

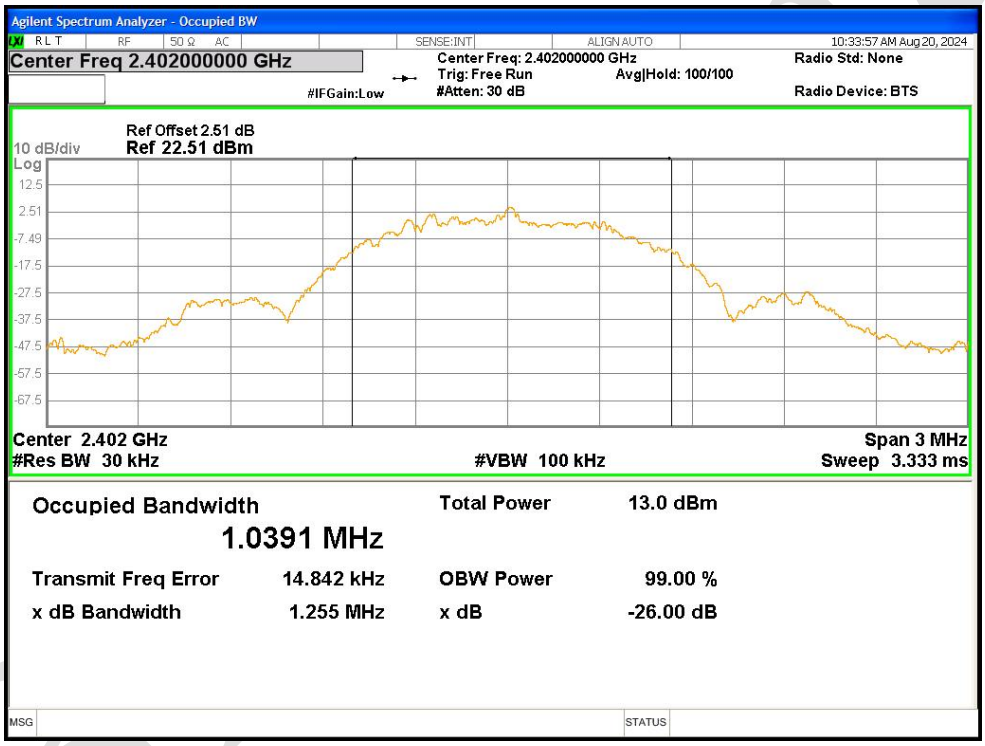

OBW NVNT BLE 1M 2442MHz Ant1

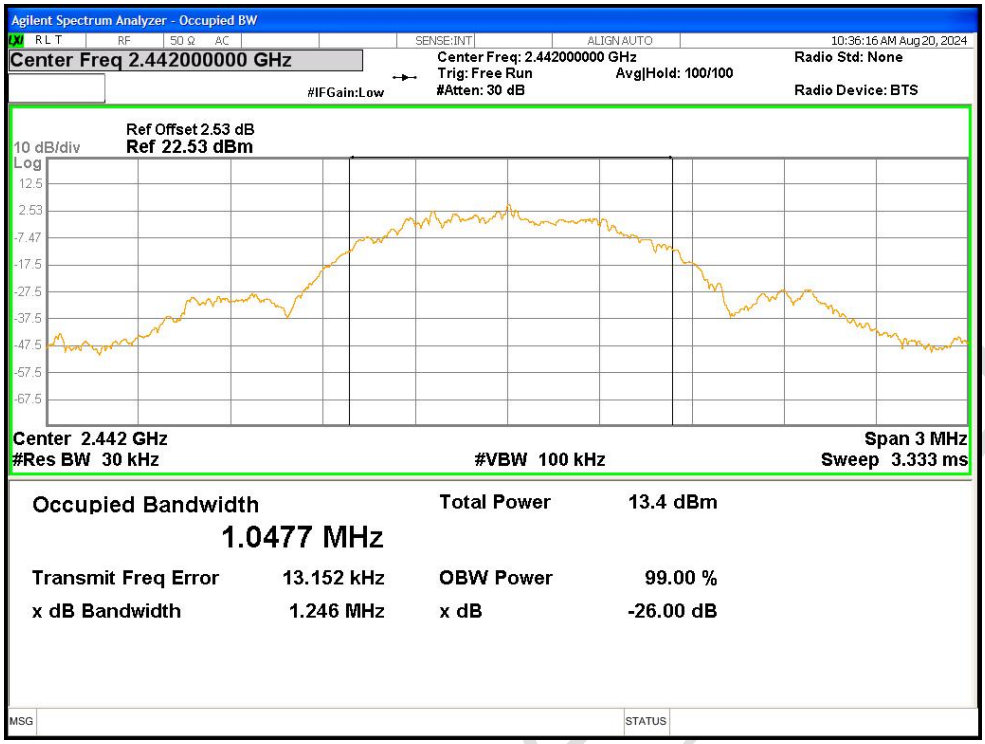

OBW NVNT BLE 1M 2480MHz Ant1

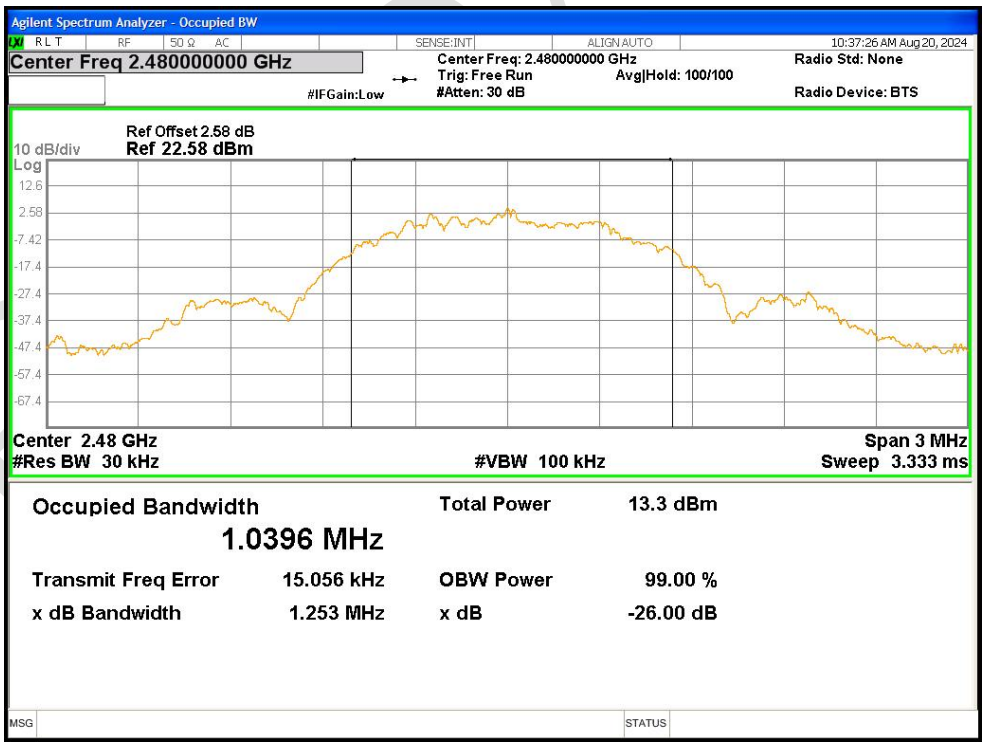

OBW NVNT BLE 2M 2402MHz Ant1

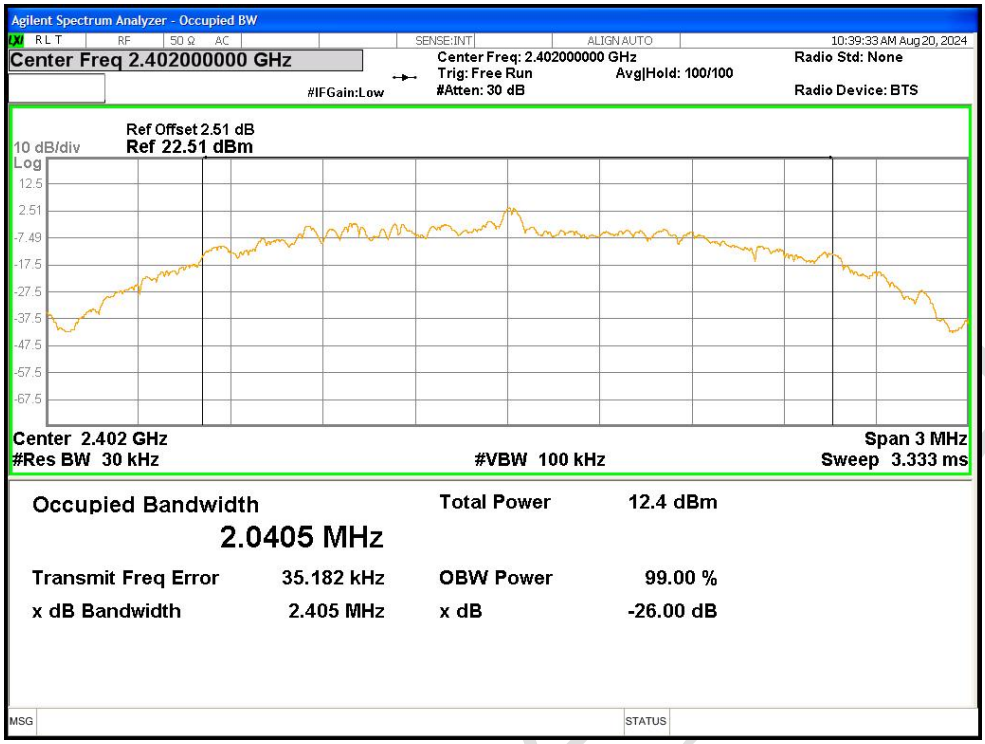

OBW NVNT BLE 2M 2442MHz Ant1

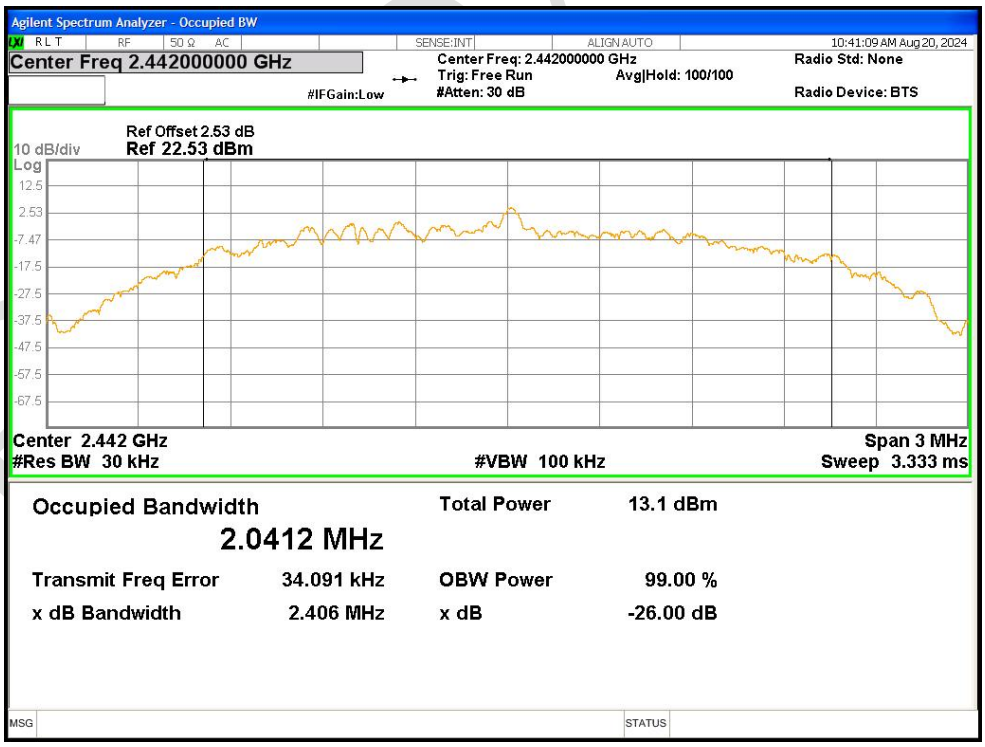

OBW NVNT BLE 2M 2480MHz Ant1

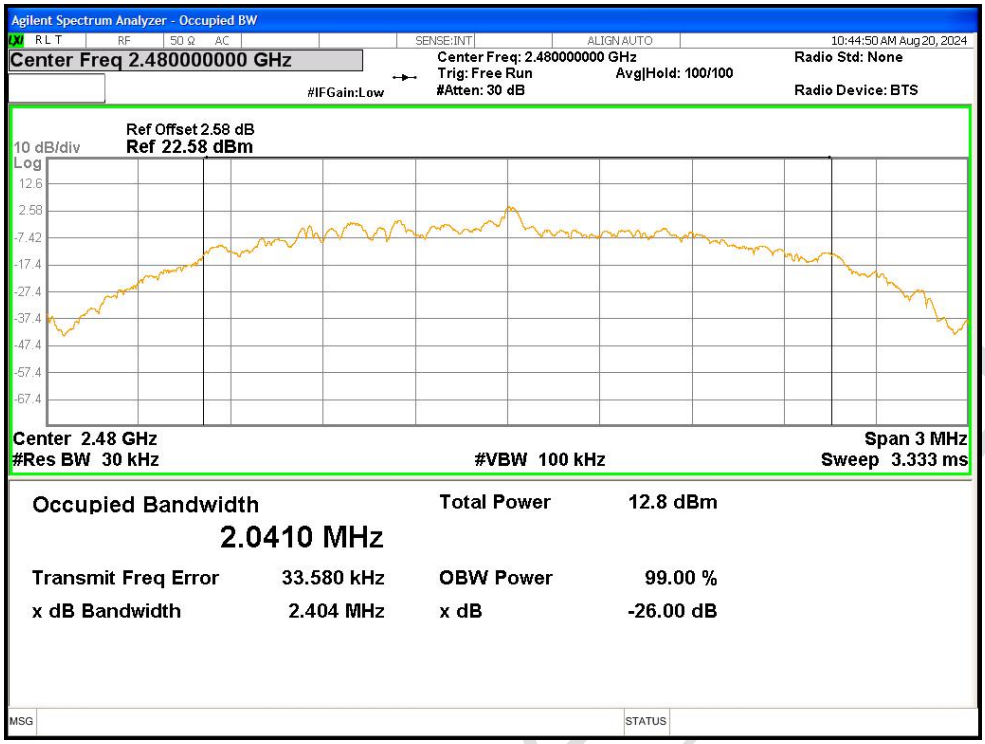
Agilent Spectrum Analyzer - Occupied BW
Center Freq 2.480000000 GHz
Center Freq: 2.480000000 GHz
Trig: Free Run
#Atten: 30 dB
Avg|Hold: 100/100
Radio Std: None
Radio Device: BTS
#IFGain:Low
Ref Offset 2.58 dB
10 dB/div
Ref 22.58 dBm
Log
Center 2.48 GHz
#Res BW 30 kHz
#VBW 100 kHz
Span 3 MHz
Sweep 3.333 ms
Occupied Bandwidth
2.0410 MHz
Total Power 12.8 dBm
Transmit Freq Error 33.580 kHz
OBW Power 99.00 %
x dB Bandwidth 2.404 MHz
x dB -26.00 dB

Maximum Power Spectral Density Level

Condition	Mode	Frequency (MHz)	Antenna	Max PSD (dBm)	Limit (dBm)	Verdict
NVNT	BLE 1M	2402	Ant1	-8.464	8	Pass
NVNT	BLE 1M	2442	Ant1	-7.714	8	Pass
NVNT	BLE 1M	2480	Ant1	-7.761	8	Pass
NVNT	BLE 2M	2402	Ant1	-11.085	8	Pass
NVNT	BLE 2M	2442	Ant1	-10.667	8	Pass
NVNT	BLE 2M	2480	Ant1	-11.019	8	Pass

PSD NVNT BLE 1M 2402MHz Ant1

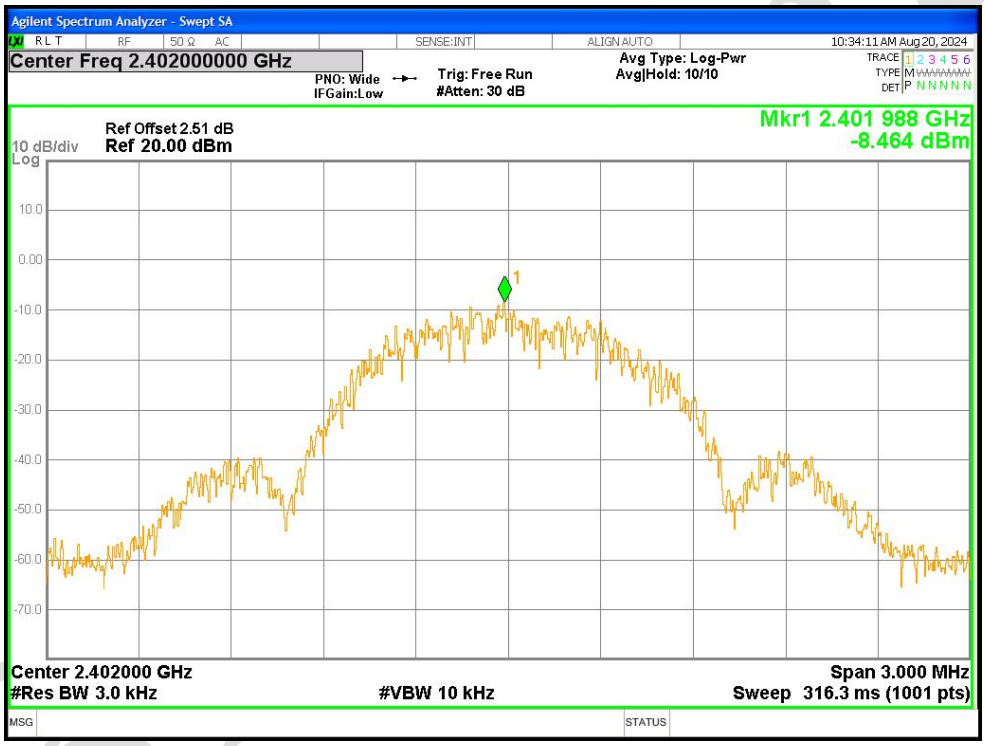

PSD NVNT BLE 1M 2442MHz Ant1

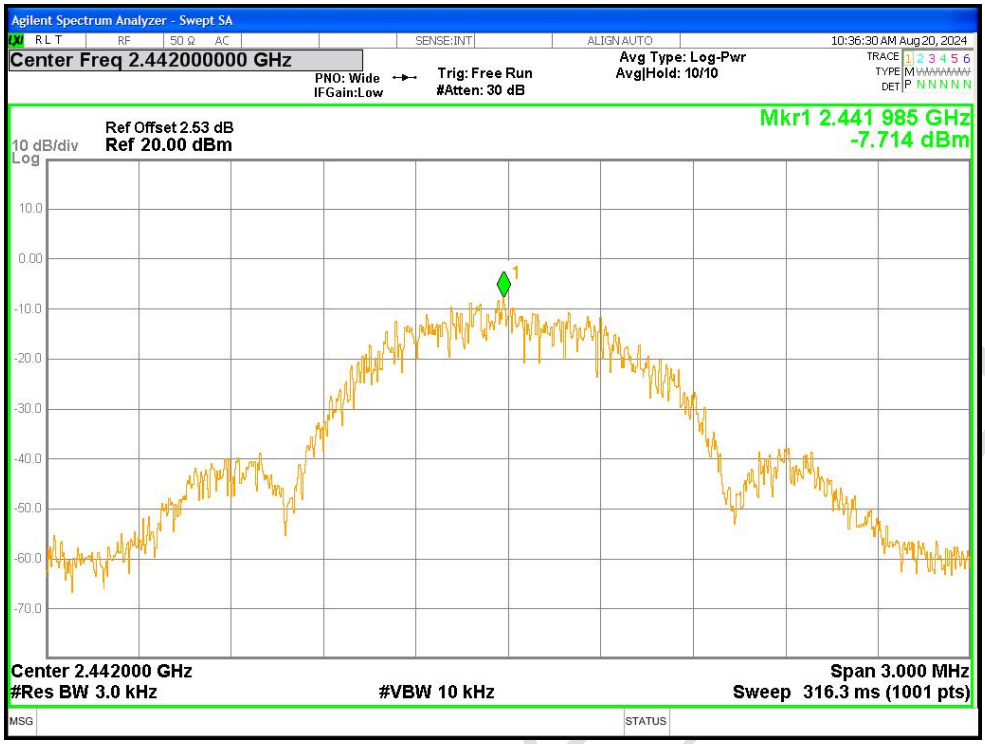

PSD NVNT BLE 1M 2480MHz Ant1

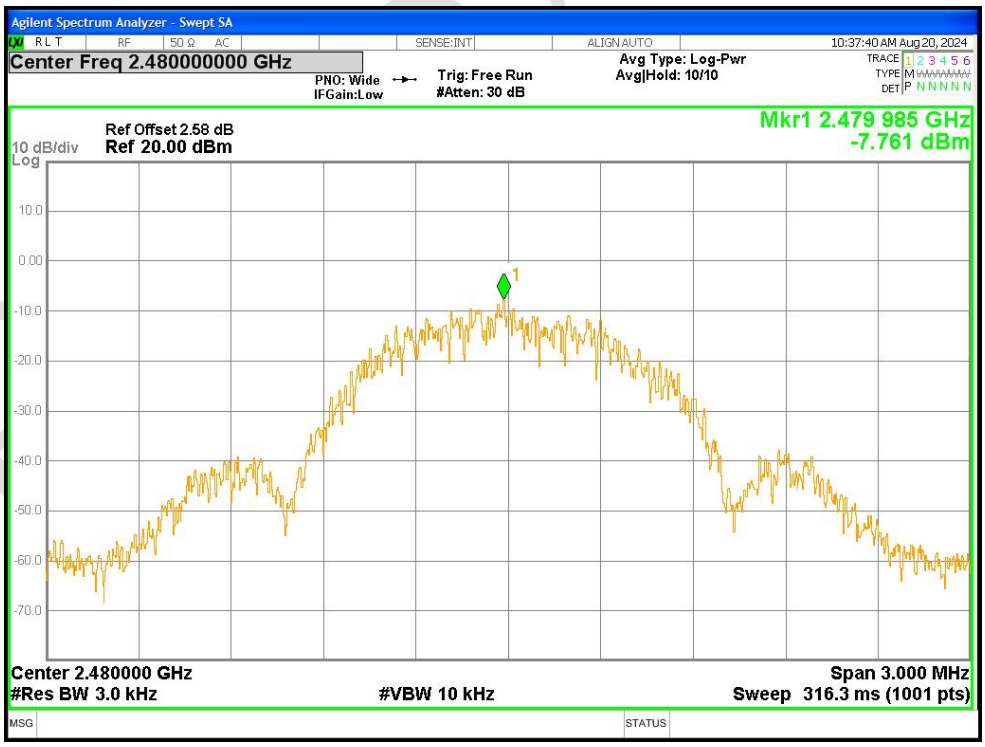

PSD NVNT BLE 2M 2402MHz Ant1

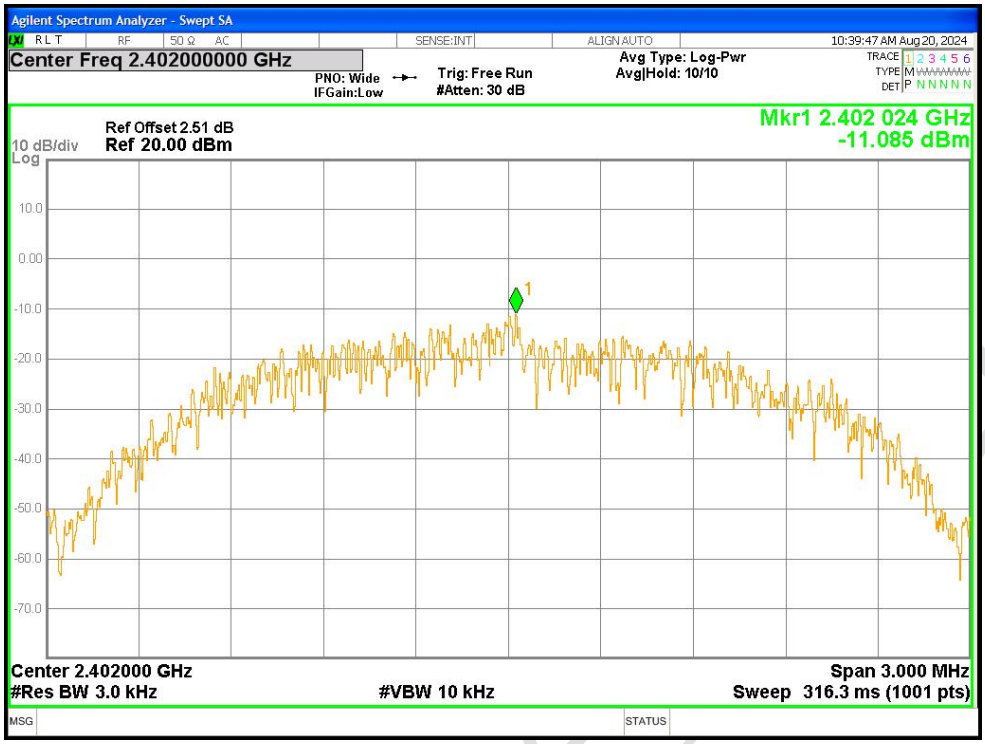

PSD NVNT BLE 2M 2442MHz Ant1

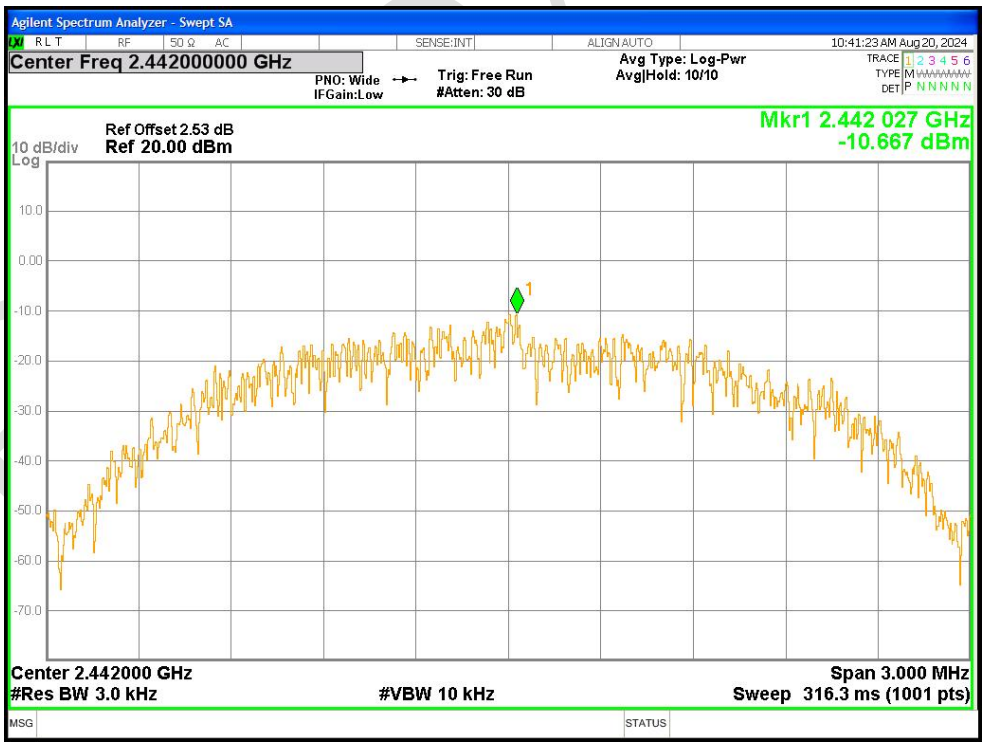

PSD NVNT BLE 2M 2480MHz Ant1

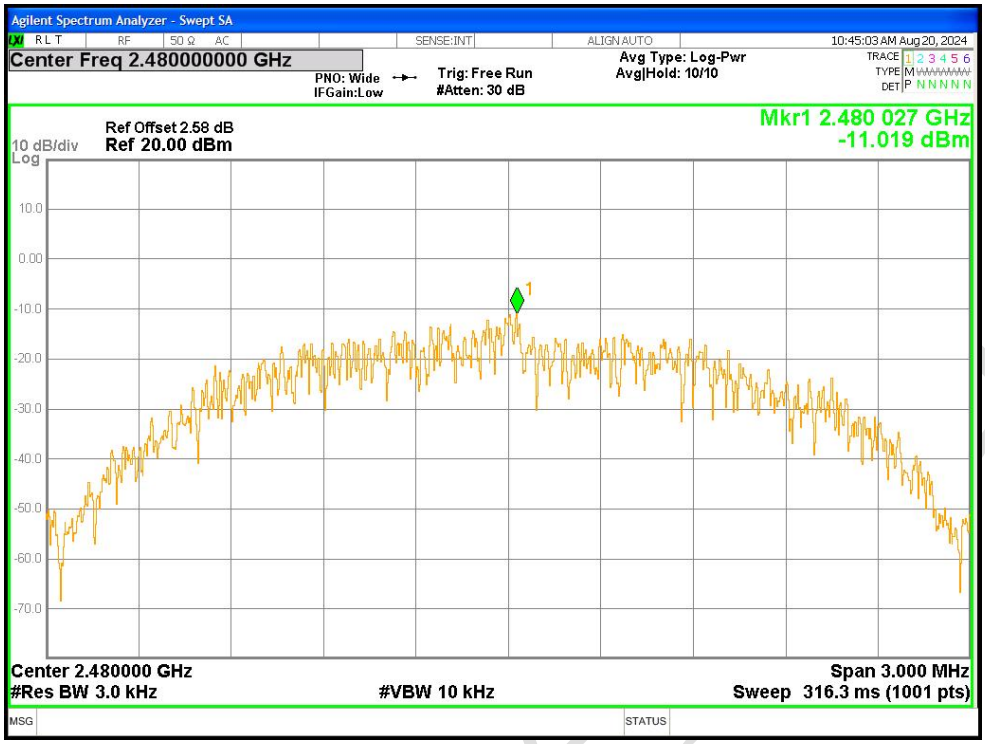
Agilent Spectrum Analyzer - Swept SA
Center Freq 2.480000000 GHz
PNO: Wide
IFGain:Low
Trig: Free Run
#Atten: 30 dB
Avg Type: Log-Pwr
Avg|Hold: 10/10
10:45:03 AM Aug 20, 2024
Ref Offset 2.58 dB
10 dB/div
Ref 20.00 dBm
Log
Mkr1 2.480 027 GHz
-11.019 dBm
Center 2.480000 GHz
#Res BW 3.0 kHz
#VBW 10 kHz
Span 3.000 MHz
Sweep 316.3 ms (1001 pts)

Band Edge

Condition	Mode	Frequency (MHz)	Antenna	Max Value (dBc)	Limit (dBc)	Verdict
NVNT	BLE 1M	2402	Ant1	-61.34	-20	Pass
NVNT	BLE 1M	2480	Ant1	-55.91	-20	Pass
NVNT	BLE 2M	2402	Ant1	-61.64	-20	Pass
NVNT	BLE 2M	2480	Ant1	-55.65	-20	Pass

Band Edge NVNT BLE 1M 2402MHz Ant1 Ref

Band Edge NVNT BLE 1M 2402MHz Ant1 Emission

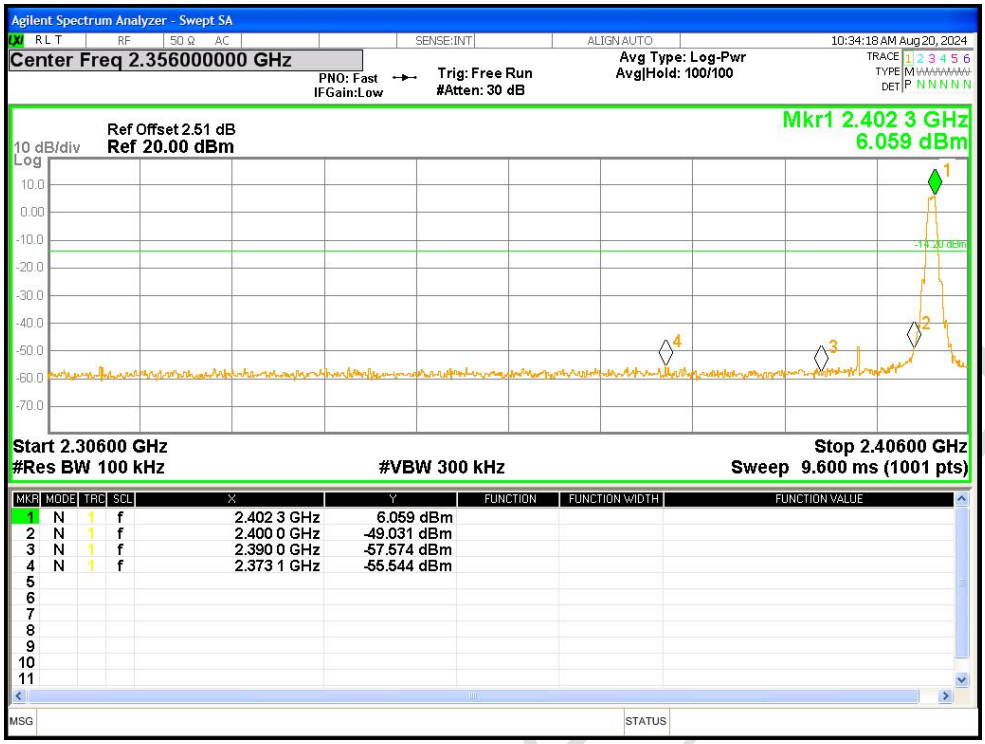

Band Edge NVNT BLE 1M 2480MHz Ant1 Ref

Band Edge NVNT BLE 1M 2480MHz Ant1 Emission

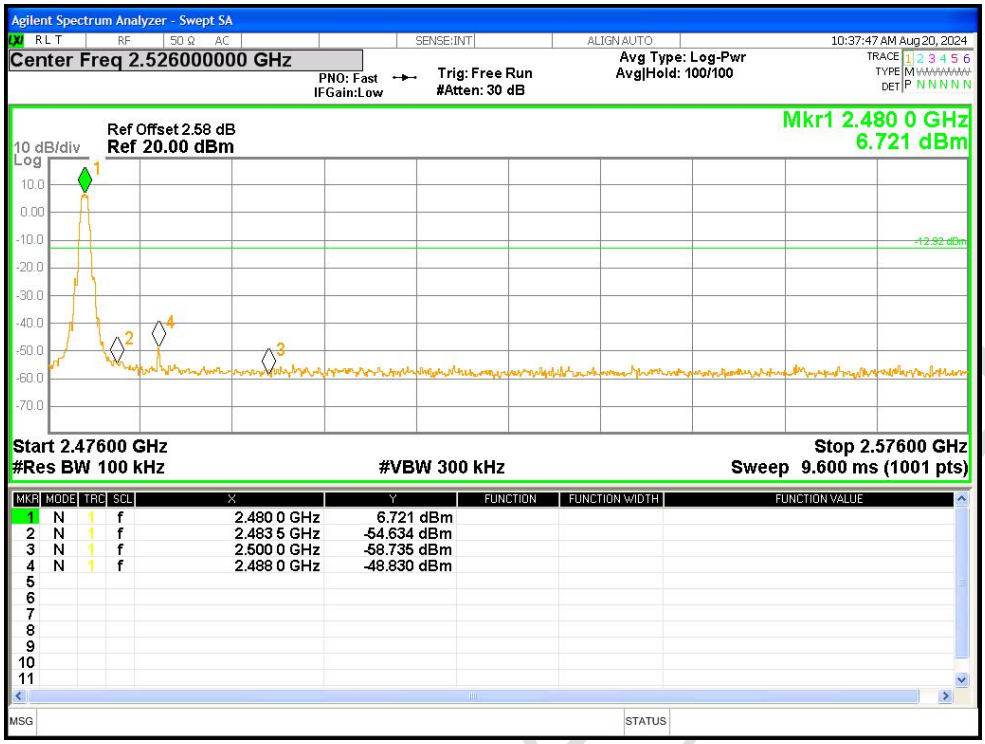

Band Edge NVNT BLE 2M 2402MHz Ant1 Ref

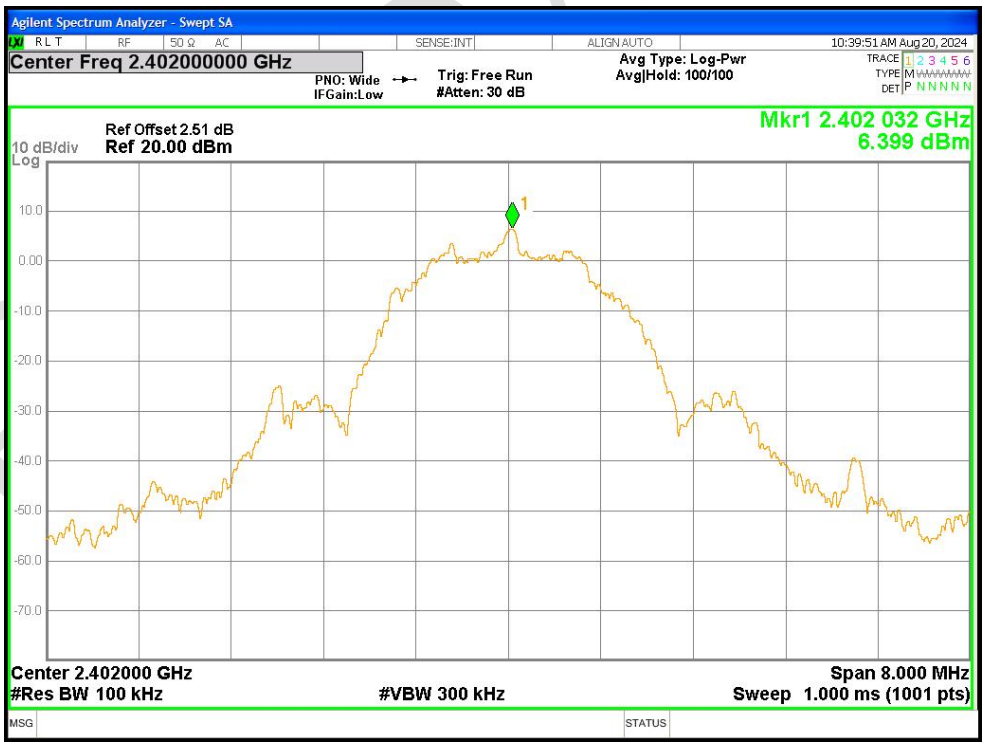

Band Edge NVNT BLE 2M 2402MHz Ant1 Emission

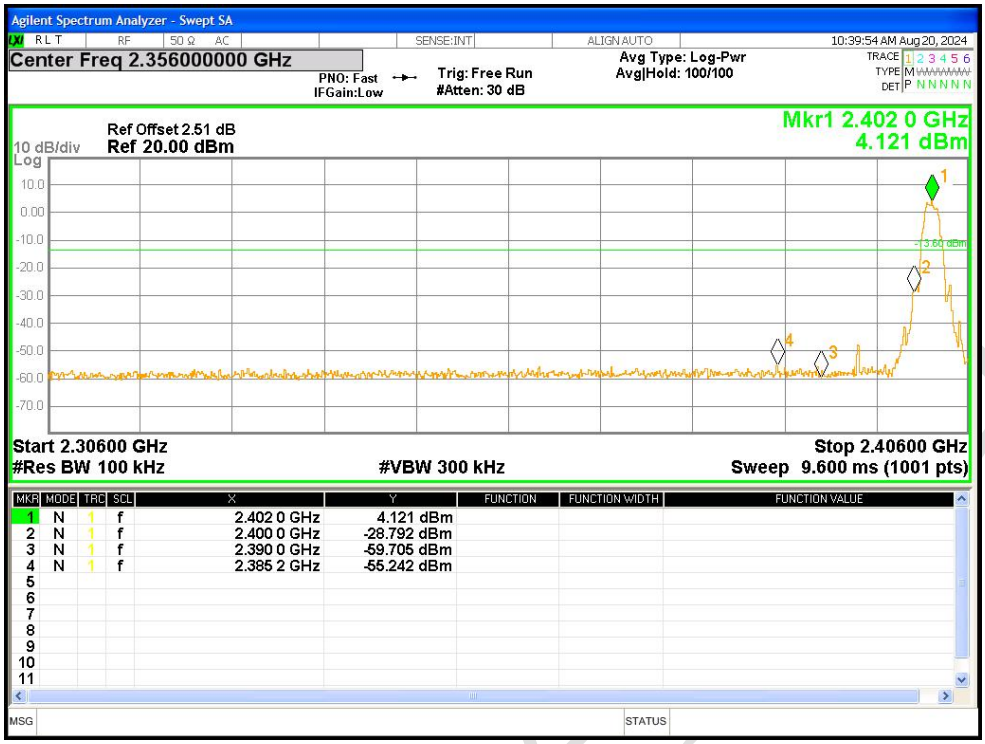

Band Edge NVNT BLE 2M 2480MHz Ant1 Ref

Band Edge NVNT BLE 2M 2480MHz Ant1 Emission

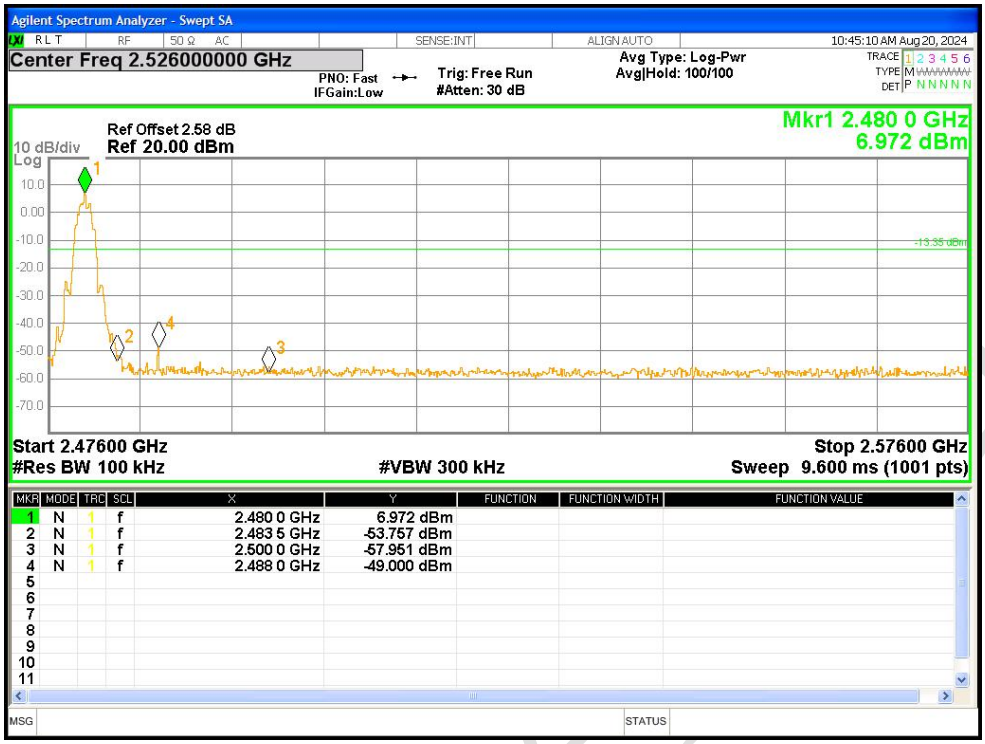
Agilent Spectrum Analyzer - Swept SA
Center Freq 2.526000000 GHz
PNO: Fast
IFGain:Low
Trig: Free Run
#Atten: 30 dB
Avg Type: Log-Pwr
Avg|Hold: 100/100
10:45:10 AM Aug 20, 2024
Ref Offset 2.58 dB
10 dB/div
Ref 20.00 dBm
Log
Mkr1 2.480 0 GHz
6.972 dBm
-13.35 dBm
Start 2.47600 GHz
#Res BW 100 kHz
#VBW 300 kHz
Stop 2.57600 GHz
Sweep 9.600 ms (1001 pts)
1 N 1 f 2.480 0 GHz 6.972 dBm
2 N 1 f 2.483 5 GHz -53.757 dBm
3 N 1 f 2.500 0 GHz -57.951 dBm
4 N 1 f 2.488 0 GHz -49.000 dBm

Conducted RF Spurious Emission

Condition	Mode	Frequency (MHz)	Antenna	Max Value (dBc)	Limit (dBc)	Verdict
NVNT	BLE 1M	2402	Ant1	-51.56	-20	Pass
NVNT	BLE 1M	2442	Ant1	-51.07	-20	Pass
NVNT	BLE 1M	2480	Ant1	-51.28	-20	Pass
NVNT	BLE 2M	2402	Ant1	-50.37	-20	Pass
NVNT	BLE 2M	2442	Ant1	-50.01	-20	Pass
NVNT	BLE 2M	2480	Ant1	-49.3	-20	Pass

Tx. Spurious NVNT BLE 1M 2402MHz Ant1 Ref

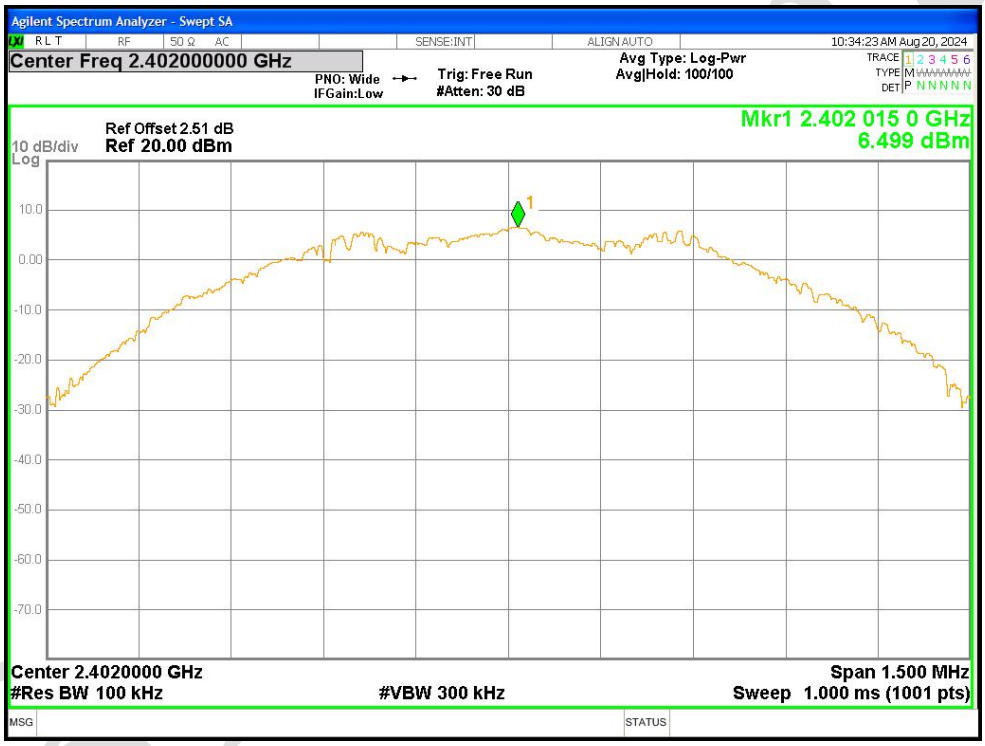

Tx. Spurious NVNT BLE 1M 2402MHz Ant1 Emission

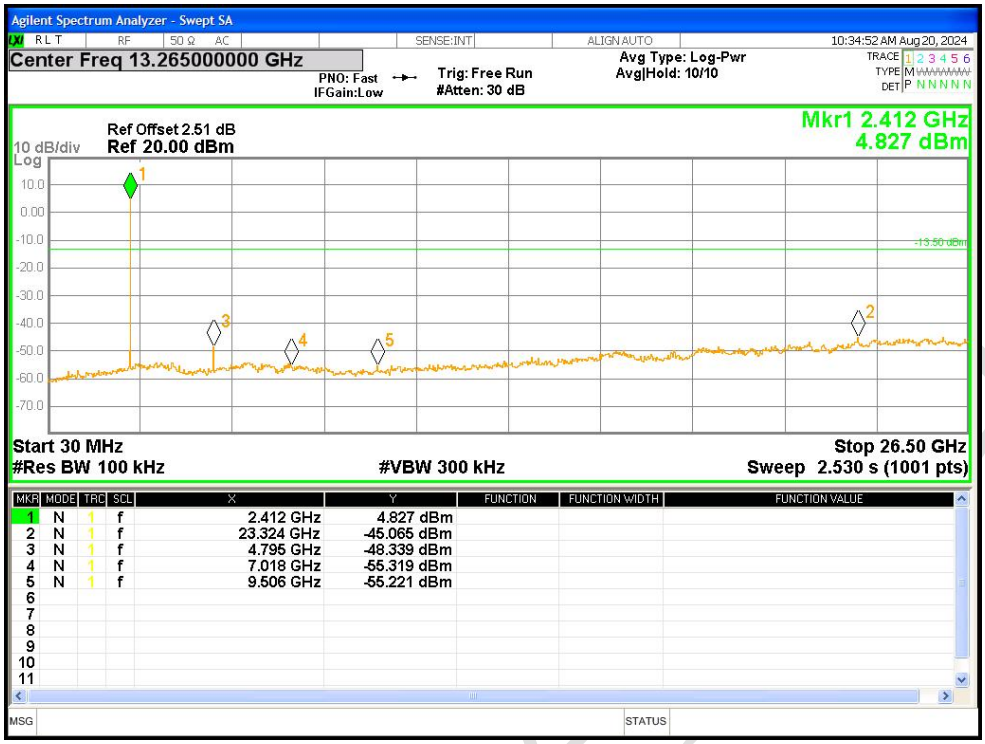

Tx. Spurious NVNT BLE 1M 2442MHz Ant1 Ref

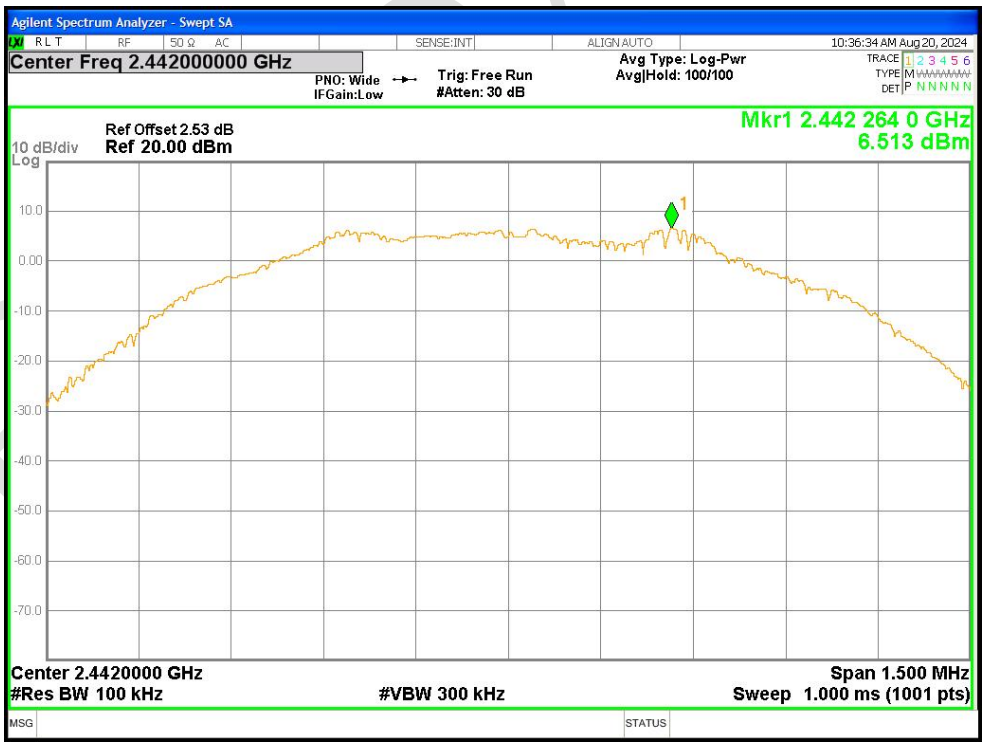

Tx. Spurious NVNT BLE 1M 2442MHz Ant1 Emission