RADIATED EMISSIONS

Marker	Frequency (GHz)	Meter Reading (dBuV)	Det	AF T346 (dB/m)	Amp/Cbl/Fltr/Pad (dB)	DC Corr (dB)	Corrected Reading (dBuV/m)	Avg Limit (dBuV/m)	Margin (dB)	Peak Limit (dBuV/m)	PK Margin (dB)	UNII Non-Restricted (dBuV/m)	PK Margin (dB)	Azimuth (Degs)	Height (cm)	Polarity
1	* 1.2	56.31	PK-U	28	-35.2	0	49.11	-	-	74	-24.89	-	-	142	124	H
	* 1.2	41.1	ADR	28	-35.2	.14	34.04	54	-19.96	-	-	-	-	142	124	H
2	* 1.44	47.72	PK-U	28.3	-34.3	0	41.72	-	-	74	-32.28	-	-	162	101	H
	* 1.44	38.77	ADR	28.3	-34.3	.14	32.91	54	-21.09	-	-	-	-	162	101	H
4	* 1.2	54.21	PK-U	28	-35.2	0	47.01	-	-	74	-26.99	-	-	104	101	V
	* 1.2	39.1	ADR	28	-35.2	.14	32.04	54	-21.96	-	-	-	-	104	101	V
6	* 5	48.87	PK-U	34.5	-28.4	0	54.97	-	-	74	-19.03	-	-	120	265	V
	* 5	39.74	ADR	34.5	-28.4	.14	45.98	54	-8.02	-	-	-	-	120	265	V
3	1.92	48.82	PK-U	31.1	-32.8	0	47.12	-	-	-	-	68.2	-21.08	5	211	H
5	1.92	49.27	PK-U	31.1	-32.8	0	47.57	-	-	-	-	68.2	-20.63	122	107	V

* - indicates frequency in CFR47 Pt 15 / IC RSS-Restricted Band
PK-U - U-NII: Maximum Peak
ADR - U-NII AD primary method, RMS average

UL VERIFICATION SERVICES INC.
47173 BENICIA STREET, FREMONT, CA 94538, USA TEL: (510) 771-1000 FAX: (510) 661-0888
This report shall not be reproduced except in full, without the written approval of UL Verification Services Inc.

9.1.4. TX ABOVE 1 GHz 802.11ac VHT80 MODE IN THE 5.2 GHz BAND

1TX Chain 0

BANDEDGE (MID CHANNEL)

HORIZONTAL RESULT

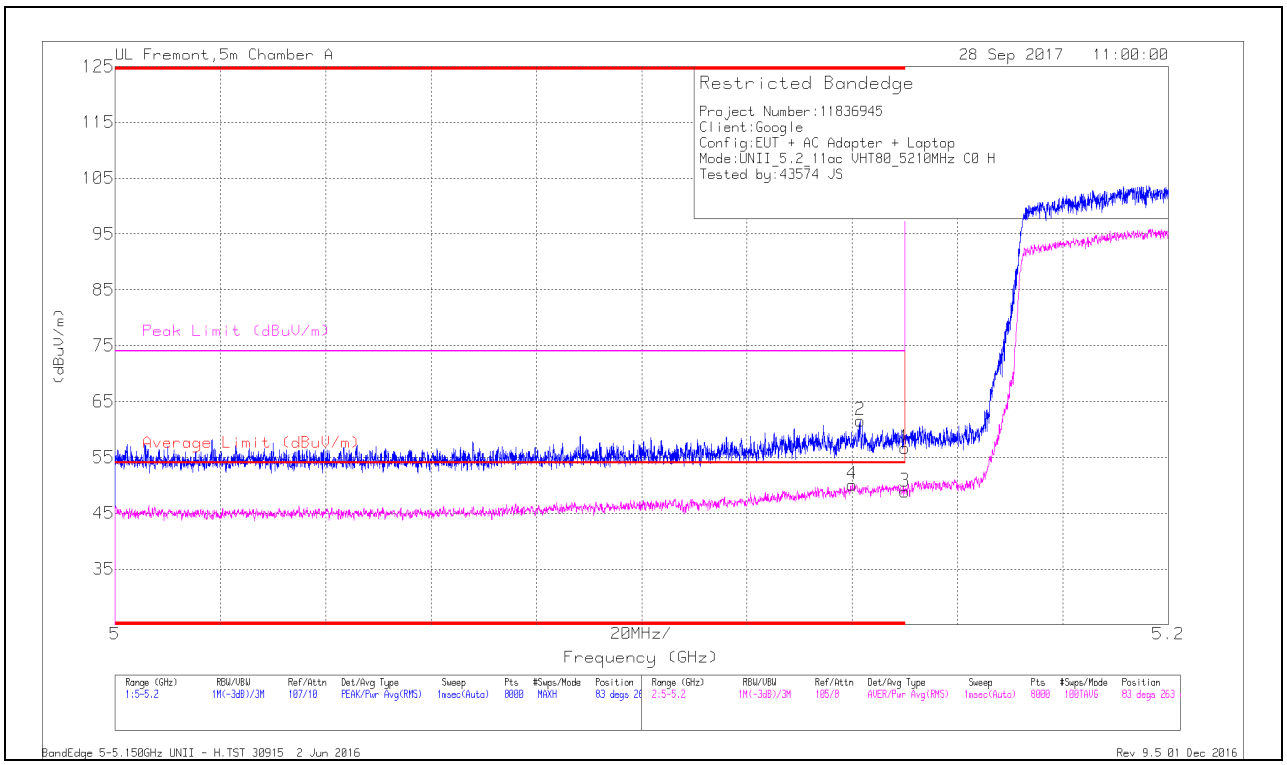

Marker	Frequency (GHz)	Meter Reading (dBuV)	Det	AF T862 (dB/m)	Amp/Cbl/Fltr/Pad (dB)	DC Corr (dB)	Corrected Reading (dBuV/m)	Average Limit (dBuV/m)	Margin (dB)	Peak Limit (dBuV/m)	PK Margin (dB)	Azimuth (Degs)	Height (cm)	Polarity
1	* 5.15	40.34	Pk	34.4	-18	0	56.74	-	-	74	-17.26	83	263	H
2	* 5.141	45.22	Pk	34.4	-18	0	61.62	-	-	74	-12.38	83	263	H
3	* 5.15	32.25	RMS	34.4	-18	.24	48.89	54	-5.11	-	-	83	263	H
4	* 5.14	33.5	RMS	34.4	-18	.24	50.14	54	-3.86	-	-	83	263	H

* - indicates frequency in CFR47 Pt 15 / IC RSS-Restricted Band
Pk - Peak detector
RMS - RMS detection

UL VERIFICATION SERVICES INC.
47173 BENICIA STREET, FREMONT, CA 94538, USA TEL: (510) 771-1000 FAX: (510) 661-0888
This report shall not be reproduced except in full, without the written approval of UL Verification Services Inc.

VERTICAL RESULT

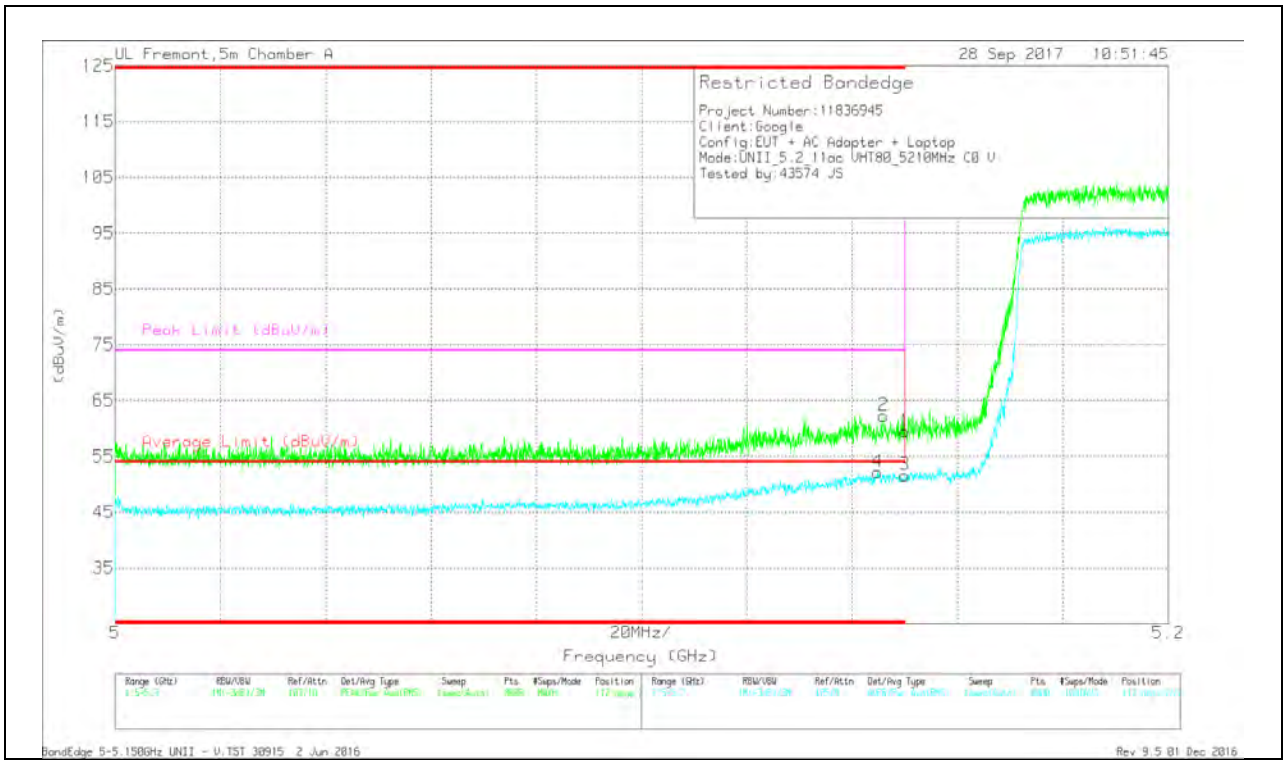

Marker	Frequency (GHz)	Meter Reading (dBuV)	Det	AF T862 (dB/m)	Amp/Cbl/Fltr/Pad (dB)	DC Corr (dB)	Corrected Reading (dBuV/m)	Average Limit (dBuV/m)	Margin (dB)	Peak Limit (dBuV/m)	PK Margin (dB)	Azimuth (Degs)	Height (cm)	Polarity
4	* 5.145	35.5	RMS	34.4	-18	.24	52.14	54	-1.86	-	-	112	265	V
2	* 5.146	45.91	Pk	34.4	-18	0	62.31	-	-	74	-11.69	112	265	V
1	* 5.15	43.09	Pk	34.4	-18	0	59.49	-	-	74	-14.51	112	265	V
3	* 5.15	34.97	RMS	34.4	-18	.24	51.61	54	-2.39	-	-	112	265	V

* - indicates frequency in CFR47 Pt 15 / IC RSS-Restricted Band
Pk - Peak detector
RMS - RMS detection

UL VERIFICATION SERVICES INC.
47173 BENICIA STREET, FREMONT, CA 94538, USA TEL: (510) 771-1000 FAX: (510) 661-0888
This report shall not be reproduced except in full, without the written approval of UL Verification Services Inc.

HARMONICS AND SPURIOUS EMISSIONS

MID CHANNEL RESULTS

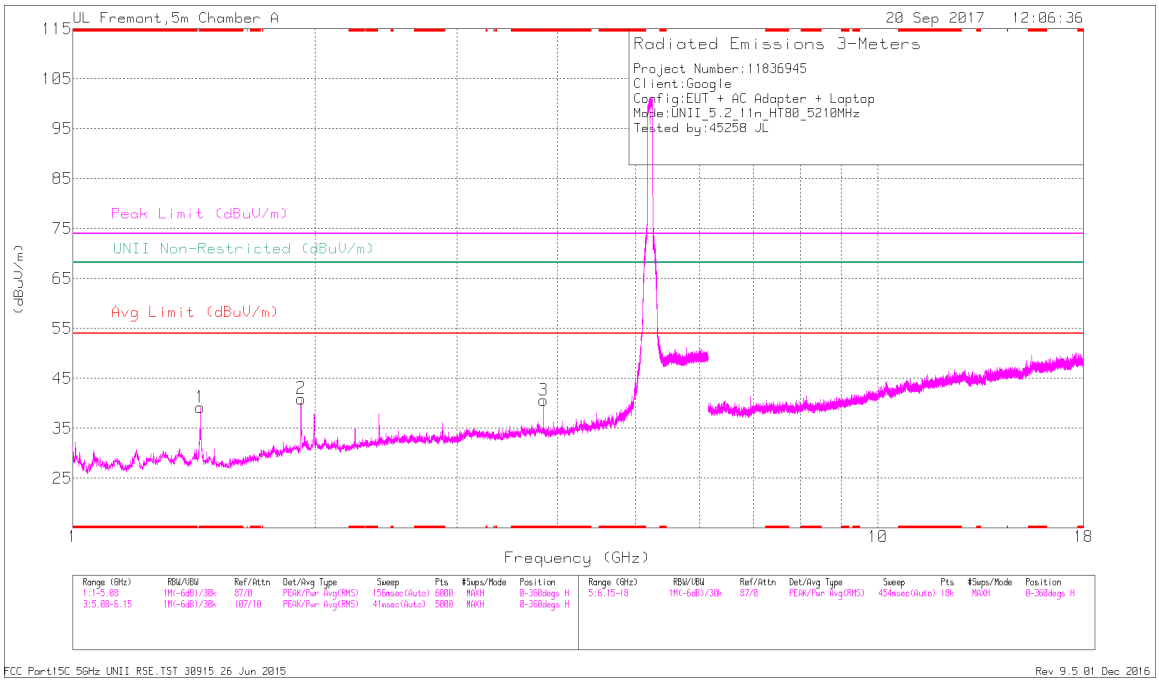

HORIZONTAL

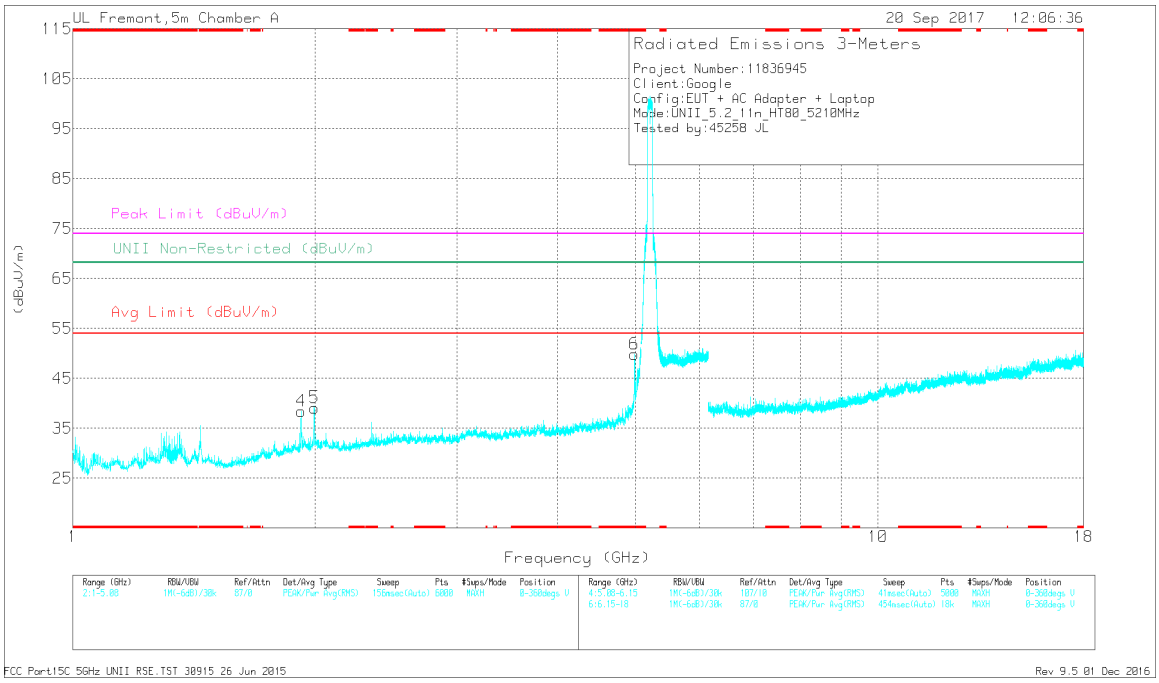

VERTICAL

UL VERIFICATION SERVICES INC.
47173 BENICIA STREET, FREMONT, CA 94538, USA TEL: (510) 771-1000 FAX: (510) 661-0888
This report shall not be reproduced except in full, without the written approval of UL Verification Services Inc.

RADIATED EMISSIONS

Markers	Frequency (GHz)	Meter Reading (dBuV)	Det	AF T862 (dB/m)	Amp/Cbl/Fltr/Pad (dB)	DC Corr (dB)	Corrected Reading (dBuV/m)	Avg Limit (dBuV/m)	Margin (dB)	Peak Limit (dBuV/m)	PK Margin (dB)	UNII Non-Restricted (dBuV/m)	PK Margin (dB)	Azimuth (Degs)	Height (cm)	Polarity
1	* 1.44	50.71	PK-U	28.7	-32.6	0	46.81	-	-	74	-27.19	-	-	188	254	H
	* 1.44	36.9	ADR	28.7	-32.6	.24	33.24	54	-20.76	-	-	-	-	188	254	H
3	* 3.84	40.77	PK-U	33	-29.1	0	44.67	-	-	74	-29.33	-	-	136	174	H
	* 3.84	32.45	ADR	33	-29.1	.24	36.59	54	-17.41	-	-	-	-	136	174	H
6	* 4.979	47.28	PK-U	34.3	-27	0	54.58	-	-	74	-19.42	-	-	214	189	V
	* 4.979	37.2	ADR	34.3	-27	.24	44.74	54	-9.26	-	-	-	-	214	189	V
2	1.92	45.93	PK-U	31.2	-32.7	0	44.43	-	-	-	-	68.2	-23.77	150	193	H
4	1.92	46.67	PK-U	31.2	-32.7	0	45.17	-	-	-	-	68.2	-23.03	216	239	V
5	1.995	51.93	PK-U	31.4	-31.8	0	51.53	-	-	-	-	68.2	-16.67	240	172	V

* - indicates frequency in CFR47 Pt 15 / IC RSS-Restricted Band
PK-U - U-NII: Maximum Peak
ADR - U-NII AD primary method, RMS average

UL VERIFICATION SERVICES INC.
47173 BENICIA STREET, FREMONT, CA 94538, USA TEL: (510) 771-1000 FAX: (510) 661-0888
This report shall not be reproduced except in full, without the written approval of UL Verification Services Inc.

1TX Chain 1

BANDEDGE (MID CHANNEL)

HORIZONTAL RESULT

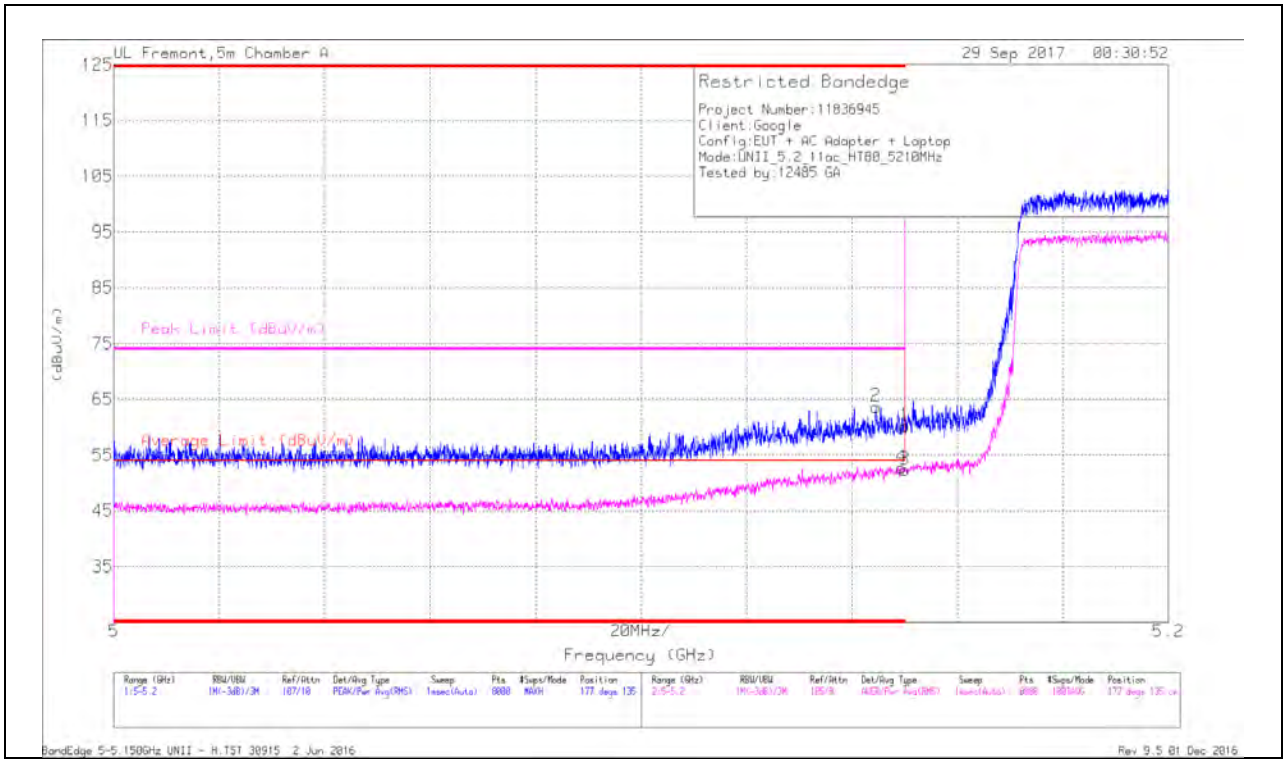

Marker	Frequency (GHz)	Meter Reading (dBuV)	Det	AF T862 (dB/m)	Amp/Cbl/Fltr/Pad (dB)	DC Corr (dB)	Corrected Reading (dBuV/m)	Average Limit (dBuV/m)	Margin (dB)	Peak Limit (dBuV/m)	PK Margin (dB)	Azimuth (Degs)	Height (cm)	Polarity
1	* 5.15	43.84	Pk	34.4	-18	0	60.24	-	-	74	-13.76	177	135	H
2	* 5.145	47.24	Pk	34.4	-18	0	63.64	-	-	74	-10.36	177	135	H
3	* 5.15	35.8	RMS	34.4	-18	.25	52.45	54	-1.55	-	-	177	135	H
4	* 5.149	36.15	RMS	34.4	-18	.25	52.8	54	-1.2	-	-	177	135	H

* - indicates frequency in CFR47 Pt 15 / IC RSS-Restricted Band
Pk - Peak detector
RMS - RMS detection

UL VERIFICATION SERVICES INC.
47173 BENICIA STREET, FREMONT, CA 94538, USA TEL: (510) 771-1000 FAX: (510) 661-0888
This report shall not be reproduced except in full, without the written approval of UL Verification Services Inc.

VERTICAL RESULT

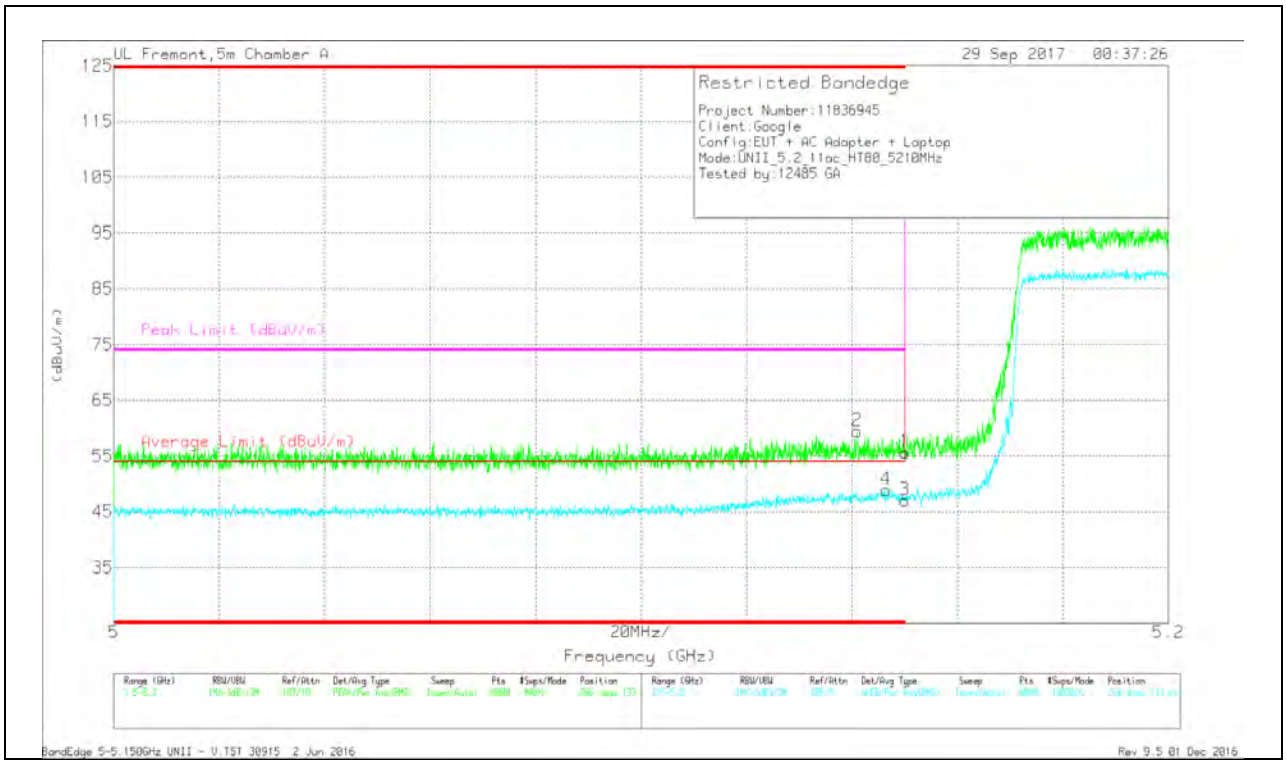

Marker	Frequency (GHz)	Meter Reading (dBuV)	Det	AF T862 (dB/m)	Amp/Cbl/Fltr/Pad (dB)	DC Corr (dB)	Corrected Reading (dBuV/m)	Average Limit (dBuV/m)	Margin (dB)	Peak Limit (dBuV/m)	PK Margin (dB)	Azimuth (Degs)	Height (cm)	Polarity
1	* 5.15	39.29	Pk	34.4	-18	0	55.69	-	-	74	-18.31	266	133	V
2	* 5.141	43.1	Pk	34.4	-18	0	59.5	-	-	74	-14.5	266	133	V
3	* 5.15	30.43	RMS	34.4	-18	.25	47.08	54	-6.92	-	-	266	133	V
4	* 5.146	32.23	RMS	34.4	-18	.25	48.88	54	-5.12	-	-	266	133	V

* - indicates frequency in CFR47 Pt 15 / IC RSS-Restricted Band
Pk - Peak detector
RMS - RMS detection

UL VERIFICATION SERVICES INC.
47173 BENICIA STREET, FREMONT, CA 94538, USA TEL: (510) 771-1000 FAX: (510) 661-0888
This report shall not be reproduced except in full, without the written approval of UL Verification Services Inc.

HARMONICS AND SPURIOUS EMISSIONS

MID CHANNEL RESULTS

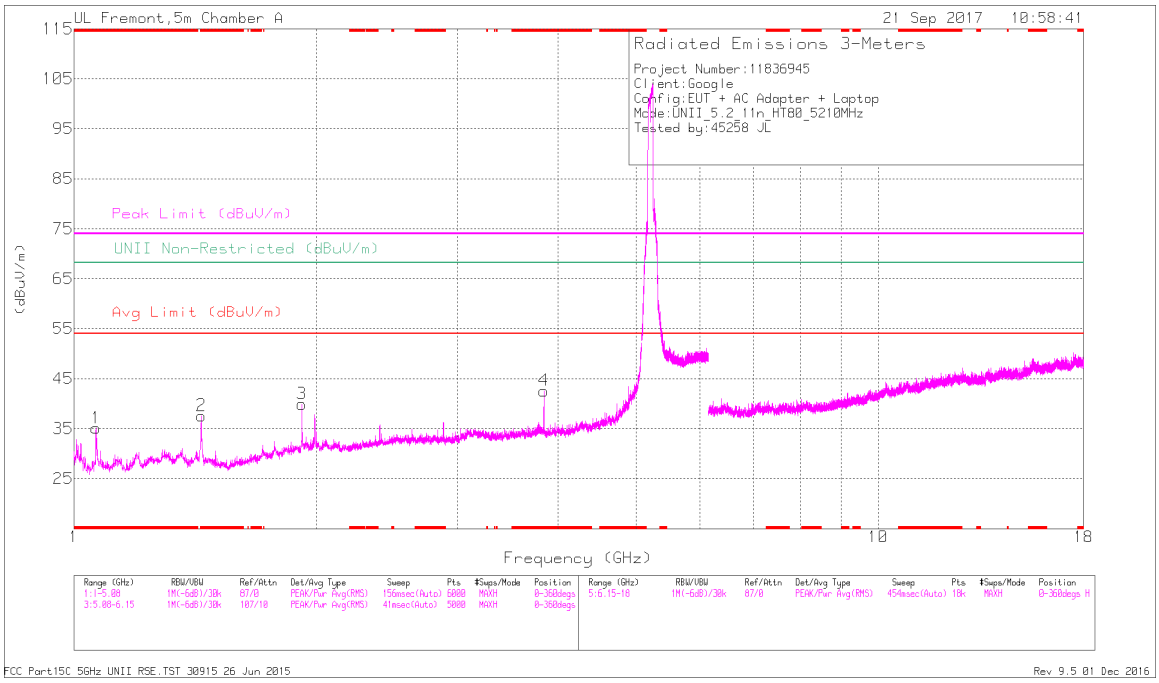

HORIZONTAL

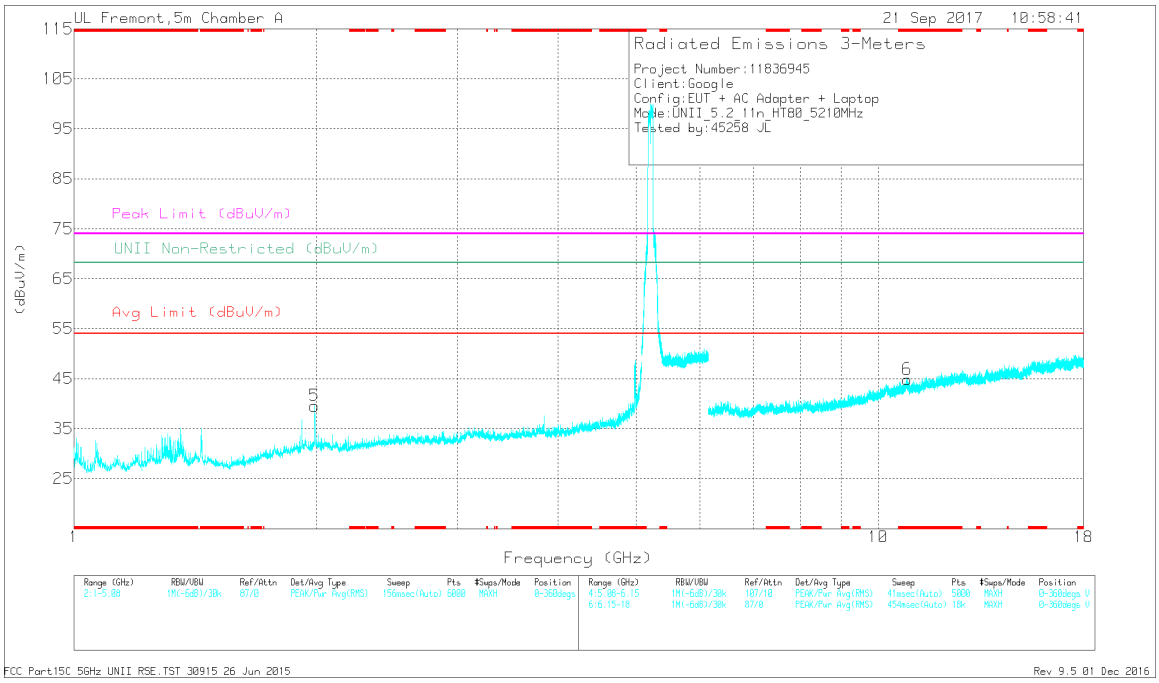

VERTICAL

UL VERIFICATION SERVICES INC.
47173 BENICIA STREET, FREMONT, CA 94538, USA TEL: (510) 771-1000 FAX: (510) 661-0888
This report shall not be reproduced except in full, without the written approval of UL Verification Services Inc.

RADIATED EMISSIONS

Marker	Frequency (GHz)	Meter Reading (dBuV)	Det	AF T862 (dB/m)	Amp/Cbl/Fltr/Pad (dB)	DC Corr (dB)	Corrected Reading (dBuV/m)	Avg Limit (dBuV/m)	Margin (dB)	Peak Limit (dBuV/m)	PK Margin (dB)	UNII Non-Restricted (dBuV/m)	PK Margin (dB)	Azimuth (Degs)	Height (cm)	Polarity
1	* 1.064	43.19	PK-U	27.3	-33.4	0	37.09	-	-	74	-36.91	-	-	0	100	H
	* 1.067	30.04	ADR	27.3	-33.3	.25	24.29	54	-29.71	-	-	-	-	0	100	H
2	* 1.44	53.81	PK-U	28.7	-32.6	0	49.91	-	-	74	-24.09	-	-	199	106	H
	* 1.44	40.09	ADR	28.7	-32.6	.25	36.44	54	-17.56	-	-	-	-	199	106	H
4	* 3.84	42.55	PK-U	33	-29.1	0	46.45	-	-	74	-27.55	-	-	331	144	H
	* 3.84	37.14	ADR	33	-29.1	.25	41.29	54	-12.71	-	-	-	-	331	144	H
6	* 10.871	32.28	PK-U	37.9	-19.1	0	51.08	-	-	74	-22.92	-	-	296	212	V
	* 10.871	20.14	ADR	37.9	-19	.25	39.29	54	-14.71	-	-	-	-	296	212	V
3	1.92	46.28	PK-U	31.2	-32.7	0	44.78	-	-	-	-	68.2	-23.42	267	200	H
5	1.993	50.55	PK-U	31.4	-31.9	0	50.05	-	-	-	-	68.2	-18.15	223	110	V

* - indicates frequency in CFR47 Pt 15 / IC RSS-Restricted Band
PK-U - U-NII: Maximum Peak
ADR - U-NII AD primary method, RMS average

UL VERIFICATION SERVICES INC.
47173 BENICIA STREET, FREMONT, CA 94538, USA TEL: (510) 771-1000 FAX: (510) 661-0888
This report shall not be reproduced except in full, without the written approval of UL Verification Services Inc.

2TX Chain 0 + Chain 1 CDD MODE

BANDEDGE (MID CHANNEL)

HORIZONTAL RESULT

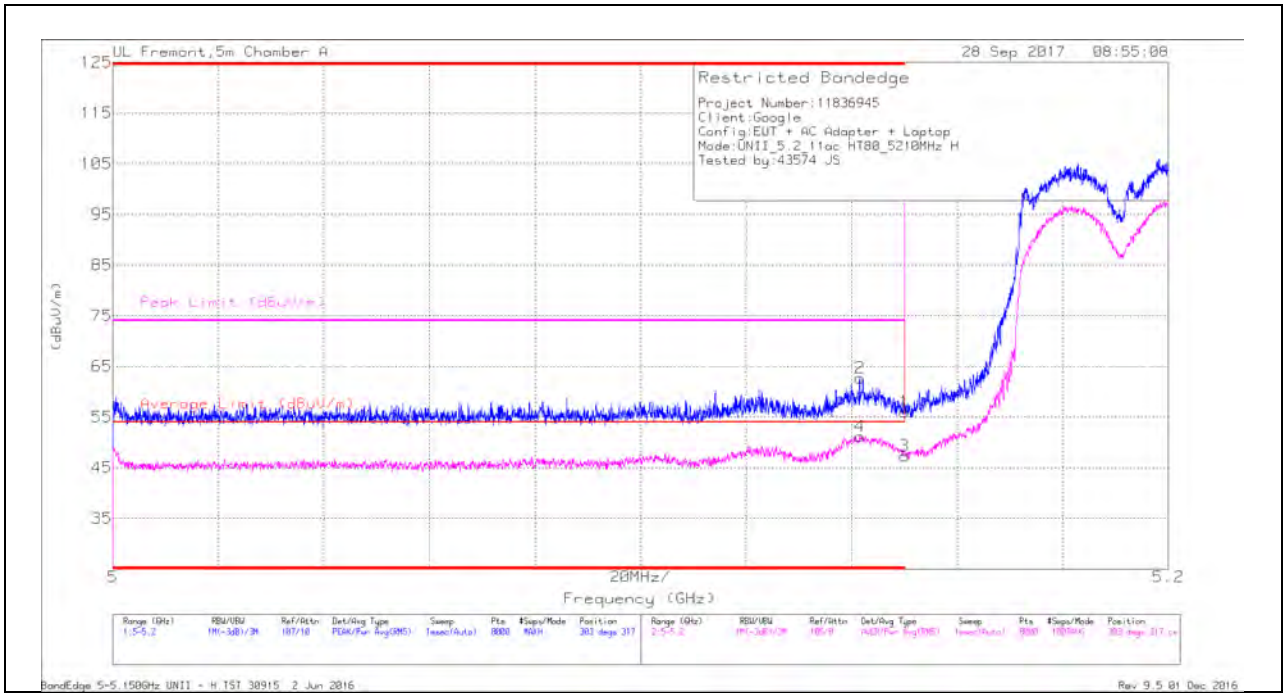

Marker	Frequency (GHz)	Meter Reading (dBuV)	Det	AF T862 (dB/m)	Amp/Cbl/Fltr/Pad (dB)	DC Corr (dB)	Corrected Reading (dBuV/m)	Average Limit (dBuV/m)	Margin (dB)	Peak Limit (dBuV/m)	PK Margin (dB)	Azimuth (Degs)	Height (cm)	Polarity
1	* 5.15	39.6	Pk	34.4	-18	0	56	-	-	74	-18	303	317	H
2	* 5.142	46.28	Pk	34.4	-18	0	62.68	-	-	74	-11.32	303	317	H
3	* 5.15	30.7	RMS	34.4	-18	.24	47.34	54	-6.66	-	-	303	317	H
4	* 5.142	34.57	RMS	34.4	-18	.24	51.21	54	-2.79	-	-	303	317	H

* - indicates frequency in CFR47 Pt 15 / IC RSS-Restricted Band
Pk - Peak detector
RMS - RMS detection

UL VERIFICATION SERVICES INC.
47173 BENICIA STREET, FREMONT, CA 94538, USA TEL: (510) 771-1000 FAX: (510) 661-0888
This report shall not be reproduced except in full, without the written approval of UL Verification Services Inc.

VERTICAL RESULT

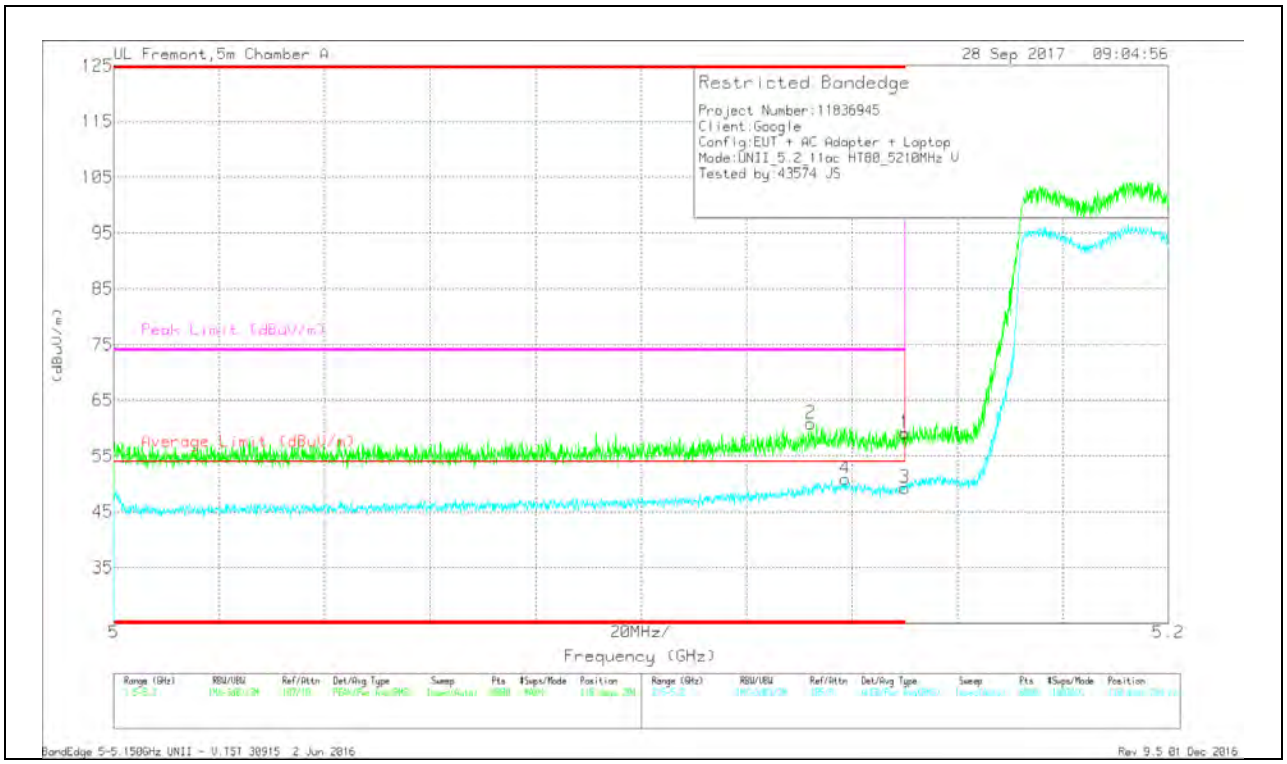

Marker	Frequency (GHz)	Meter Reading (dBuV)	Det	AF T862 (dB/m)	Amp/Cbl/Fltr/Pad (dB)	DC Corr (dB)	Corrected Reading (dBuV/m)	Average Limit (dBuV/m)	Margin (dB)	Peak Limit (dBuV/m)	PK Margin (dB)	Azimuth (Degs)	Height (cm)	Polarity
1	* 5.15	42.68	Pk	34.4	-18	0	59.08	-	-	74	-14.92	118	294	V
2	* 5.132	44.4	Pk	34.4	-17.9	0	60.9	-	-	74	-13.1	118	294	V
3	* 5.15	32.67	RMS	34.4	-18	.24	49.31	54	-4.69	-	-	118	294	V
4	* 5.139	34.26	RMS	34.4	-18	.24	50.9	54	-3.1	-	-	118	294	V

* - indicates frequency in CFR47 Pt 15 / IC RSS-Restricted Band
Pk - Peak detector
RMS - RMS detection

UL VERIFICATION SERVICES INC.
47173 BENICIA STREET, FREMONT, CA 94538, USA TEL: (510) 771-1000 FAX: (510) 661-0888
This report shall not be reproduced except in full, without the written approval of UL Verification Services Inc.

HARMONICS AND SPURIOUS EMISSIONS

MID CHANNEL RESULTS

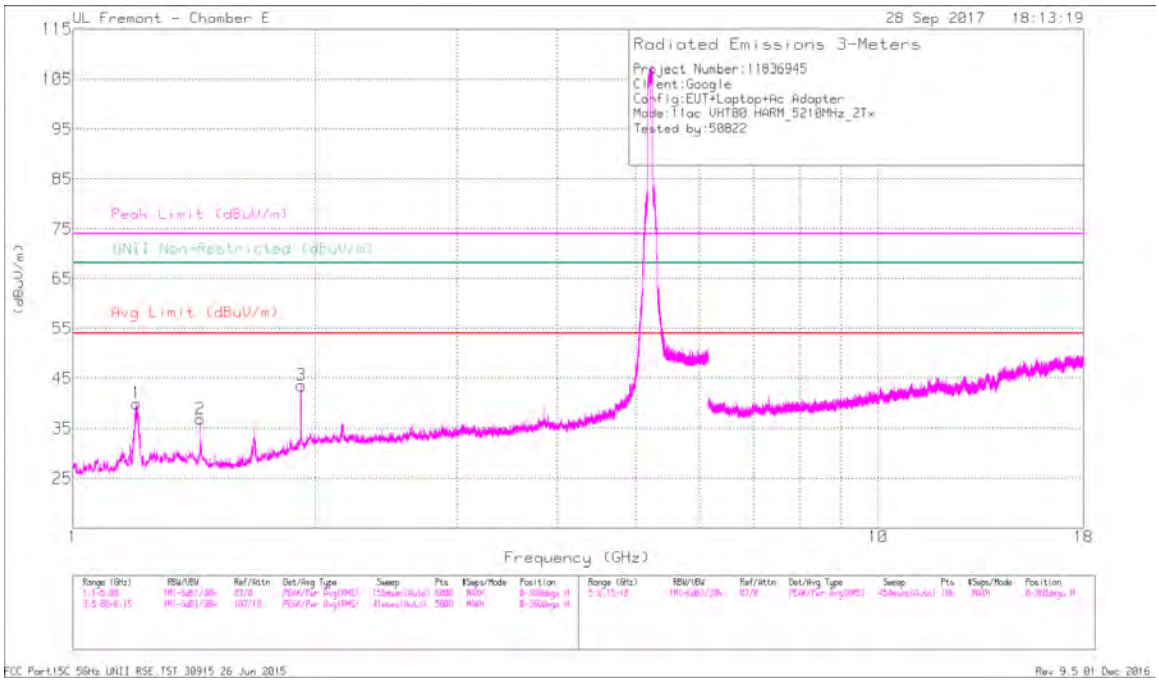

HORIZONTAL

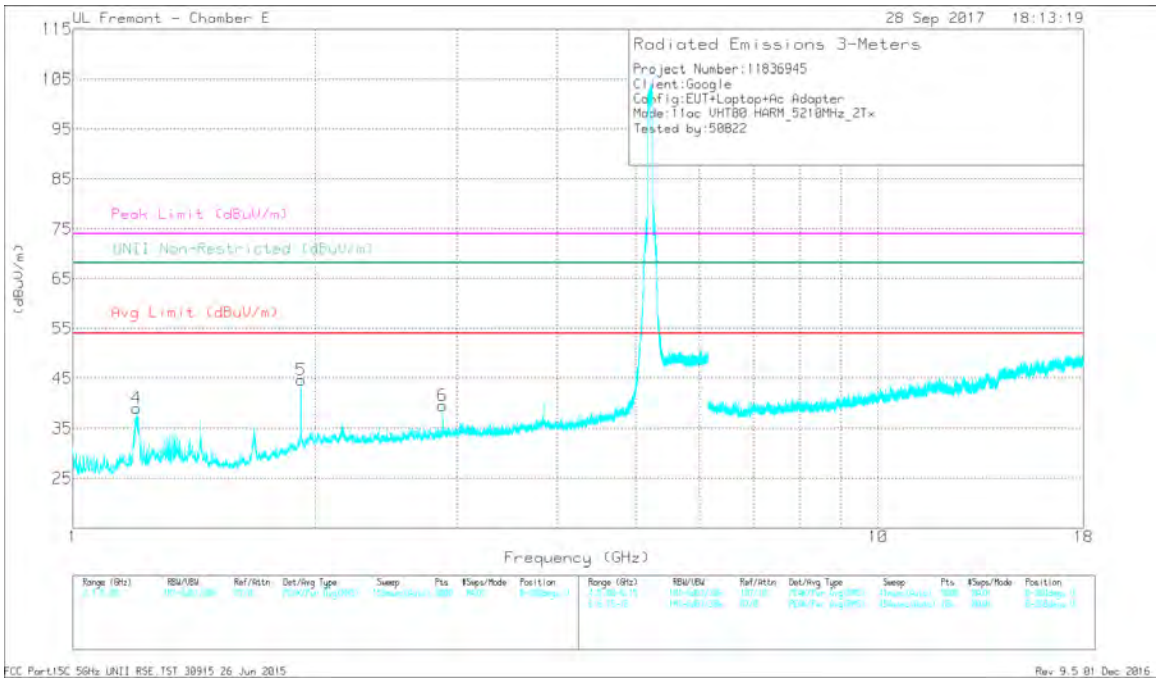

VERTICAL

UL VERIFICATION SERVICES INC.
47173 BENICIA STREET, FREMONT, CA 94538, USA TEL: (510) 771-1000 FAX: (510) 661-0888
This report shall not be reproduced except in full, without the written approval of UL Verification Services Inc.

RADIATED EMISSIONS

MArker	Frequency (GHz)	Meter Reading (dBuV)	Det	AF T346 (dB/m)	Amp/Cbl/Fltr/Pad (dB)	DC Corr (dB)	Corrected Reading (dBuV/m)	Avg Limit (dBuV/m)	Margin (dB)	Peak Limit (dBuV/m)	PK Margin (dB)	UNII Non-Restricted (dBuV/m)	PK Margin (dB)	Azimuth (Degs)	Height (cm)	Polarity
1	* 1.2	57.97	PK-U	28	-35.2	0	50.77	-	-	74	-23.23	-	-	24	175	H
	* 1.2	42.48	ADR	28	-35.2	.24	35.52	54	-18.48	-	-	-	-	24	175	H
2	* 1.44	49.35	PK-U	28.3	-34.3	0	43.35	-	-	74	-30.65	-	-	109	254	H
	* 1.44	38.91	ADR	28.3	-34.3	.24	33.15	54	-20.85	-	-	-	-	109	254	H
4	* 1.2	55.21	PK-U	28	-35.2	0	48.01	-	-	74	-25.99	-	-	76	113	V
	* 1.2	39.32	ADR	28	-35.2	.24	32.36	54	-21.64	-	-	-	-	76	113	V
6	* 2.88	42.77	PK-U	32.8	-30.9	0	44.67	-	-	74	-29.33	-	-	62	101	V
	* 2.88	36.18	ADR	32.8	-30.9	.24	38.32	54	-15.68	-	-	-	-	62	101	V
3	1.92	49.59	PK-U	31.1	-32.8	0	47.89	-	-	-	-	68.2	-20.31	144	207	H
5	1.92	50.54	PK-U	31.1	-32.8	0	48.84	-	-	-	-	68.2	-19.36	24	193	V

* - indicates frequency in CFR47 Pt 15 / IC RSS-Restricted Band
PK-U - U-NII: Maximum Peak
ADR - U-NII AD primary method, RMS average

UL VERIFICATION SERVICES INC.
47173 BENICIA STREET, FREMONT, CA 94538, USA TEL: (510) 771-1000 FAX: (510) 661-0888
This report shall not be reproduced except in full, without the written approval of UL Verification Services Inc.

9.1.5. TX ABOVE 1 GHz 802.11a MODE IN THE 5.3 GHz BAND

1TX Chain 0

BANDEDGE (HIGH CHANNEL)

HORIZONTAL RESULT

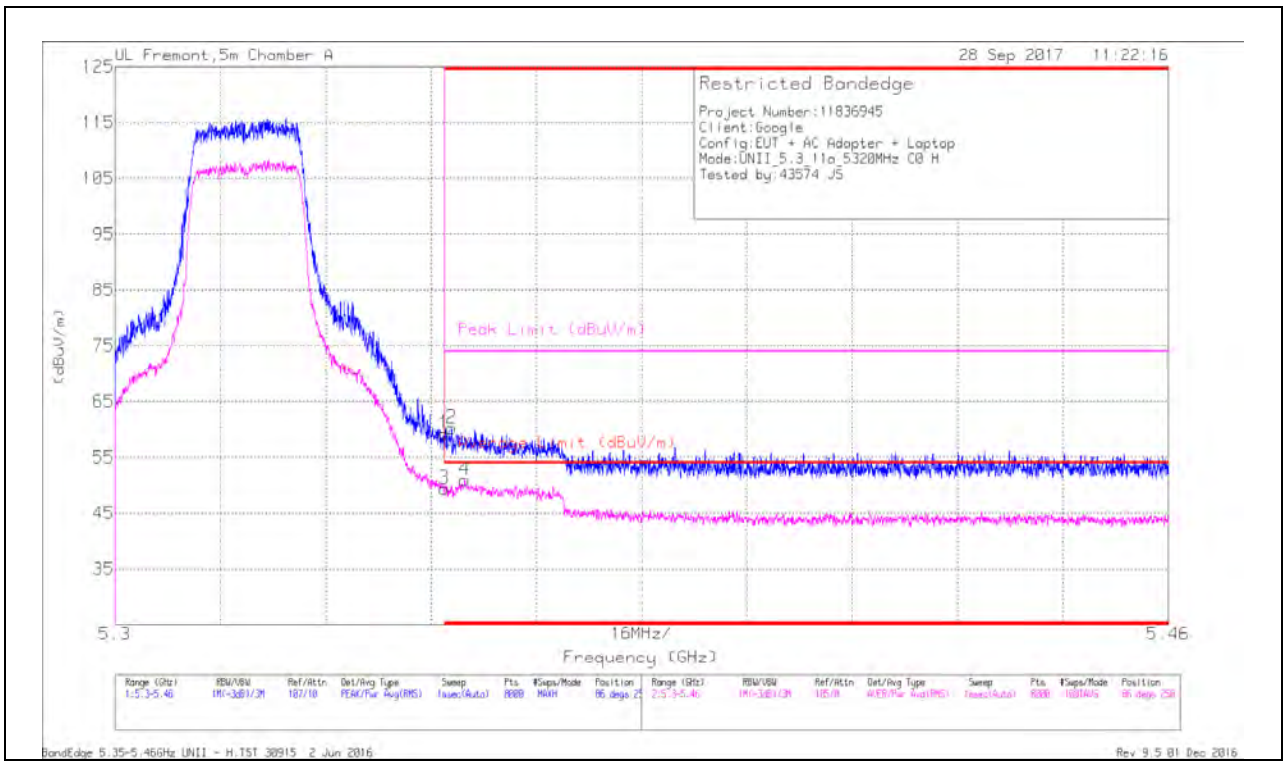

Marker	Frequency (GHz)	Meter Reading (dBuV)	Det	AF T862 (dB/m)	Amp/Cbl/Fltr/Pad (dB)	DC Corr (dB)	Corrected Reading (dBuV/m)	Average Limit (dBuV/m)	Margin (dB)	Peak Limit (dBuV/m)	PK Margin (dB)	Azimuth (Degs)	Height (cm)	Polarity
1	* 5.35	42.96	Pk	34.6	-18.3	0	59.26	-	-	74	-14.74	86	250	H
3	* 5.35	32.97	RMS	34.6	-18.3	.12	49.39	54	-4.61	-	-	86	250	H
2	* 5.351	44.05	Pk	34.6	-18.4	0	60.25	-	-	74	-13.75	86	250	H
4	* 5.353	34.56	RMS	34.6	-18.3	.12	50.98	54	-3.02	-	-	86	250	H

* - indicates frequency in CFR47 Pt 15 / IC RSS-Restricted Band
Pk - Peak detector
RMS - RMS detection

UL VERIFICATION SERVICES INC.
47173 BENICIA STREET, FREMONT, CA 94538, USA TEL: (510) 771-1000 FAX: (510) 661-0888
This report shall not be reproduced except in full, without the written approval of UL Verification Services Inc.

VERTICAL RESULT

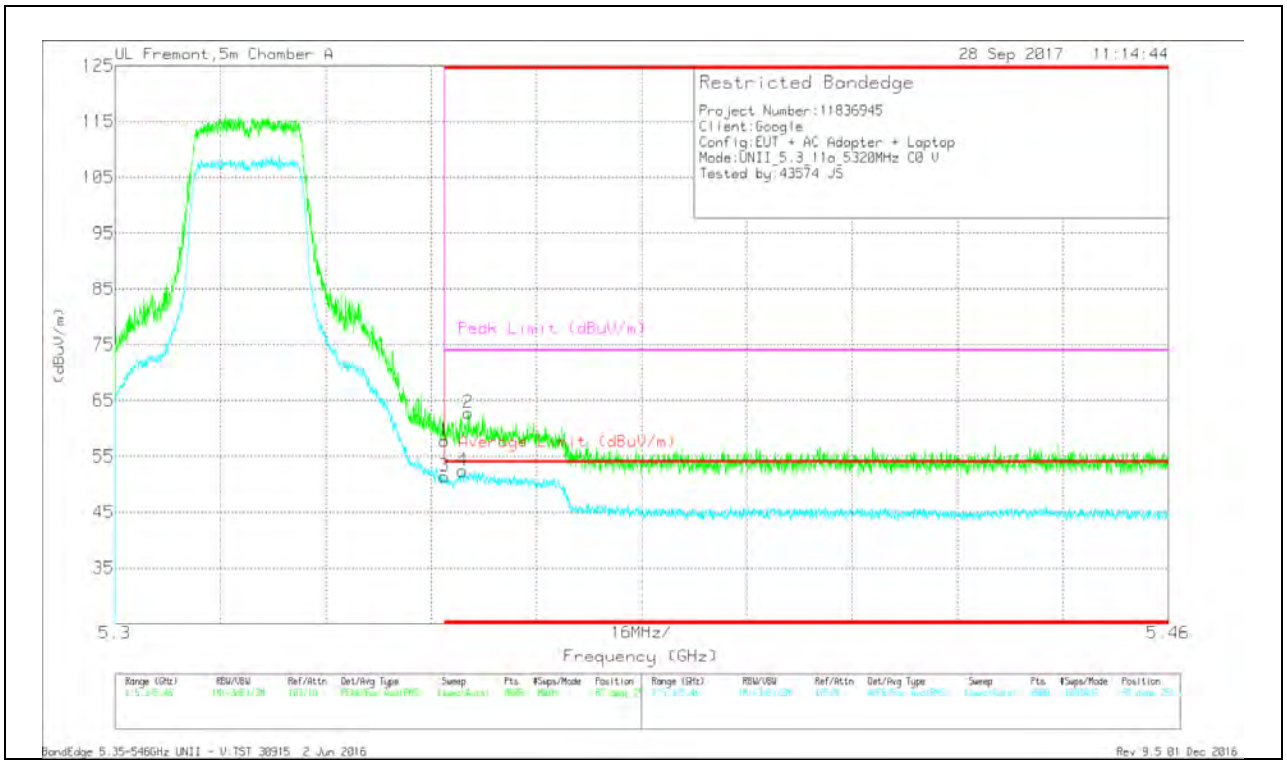

Marker	Frequency (GHz)	Meter Reading (dBuV)	Det	AF T862 (dB/m)	Amp/Cbl/Fltr/Pad (dB)	DC Corr (dB)	Corrected Reading (dBuV/m)	Average Limit (dBuV/m)	Margin (dB)	Peak Limit (dBuV/m)	PK Margin (dB)	Azimuth (Degs)	Height (cm)	Polarity
1	* 5.35	41.5	Pk	34.6	-18.3	0	57.8	-	-	74	-16.2	87	251	V
3	* 5.35	35.01	RMS	34.6	-18.3	.12	51.43	54	-2.57	-	-	87	251	V
4	* 5.353	35.94	RMS	34.6	-18.3	.12	52.36	54	-1.64	-	-	87	251	V
2	* 5.354	46.46	Pk	34.6	-18.3	0	62.76	-	-	74	-11.24	87	251	V

* - indicates frequency in CFR47 Pt 15 / IC RSS-Restricted Band
Pk - Peak detector
RMS - RMS detection

UL VERIFICATION SERVICES INC.
47173 BENICIA STREET, FREMONT, CA 94538, USA TEL: (510) 771-1000 FAX: (510) 661-0888
This report shall not be reproduced except in full, without the written approval of UL Verification Services Inc.

HARMONICS AND SPURIOUS EMISSIONS

LOW CHANNEL RESULTS

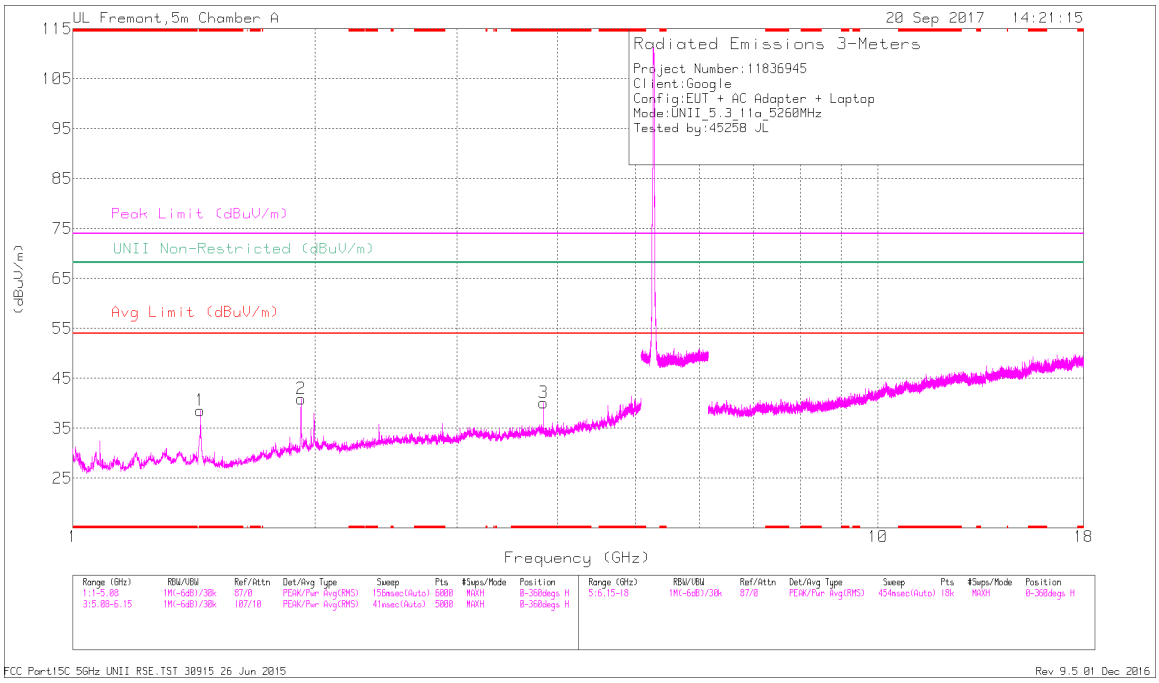

HORIZONTAL

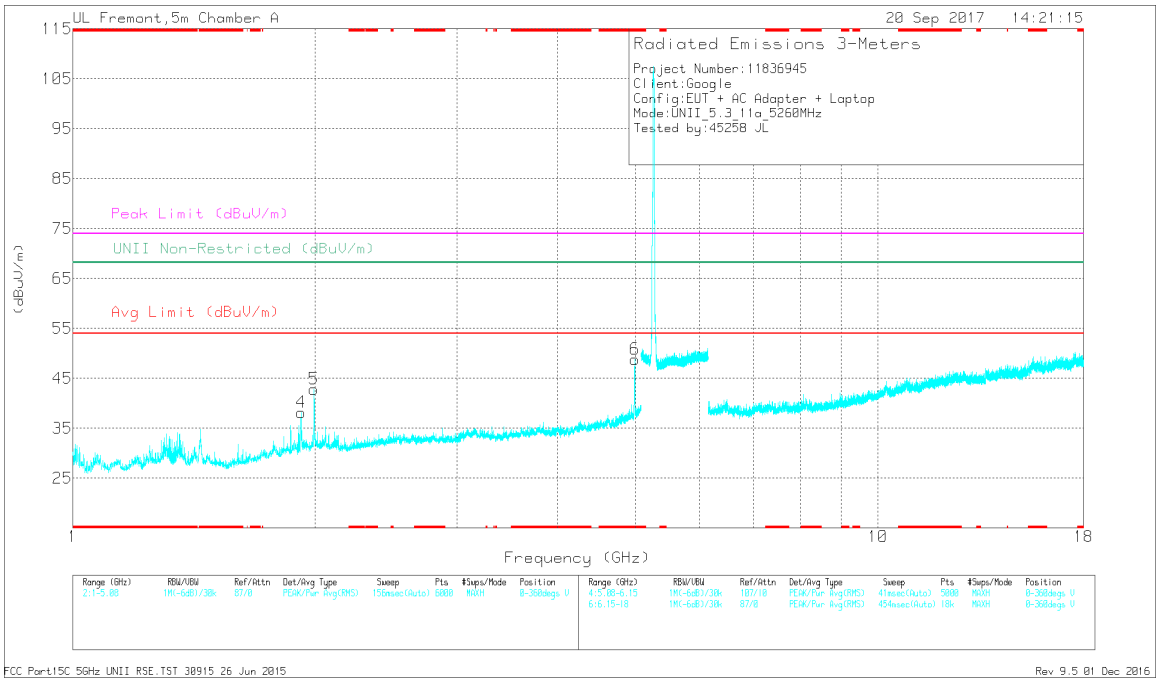

VERTICAL

UL VERIFICATION SERVICES INC.
47173 BENICIA STREET, FREMONT, CA 94538, USA TEL: (510) 771-1000 FAX: (510) 661-0888
This report shall not be reproduced except in full, without the written approval of UL Verification Services Inc.

RADIATED EMISSIONS

Markers	Frequency (GHz)	Meter Reading (dBuV)	Det	AF T862 (dB/m)	Amp/Cbl/Fltr/Pad (dB)	DC Corr (dB)	Corrected Reading (dBuV/m)	Avg Limit (dBuV/m)	Margin (dB)	Peak Limit (dBuV/m)	PK Margin (dB)	UNII Non-Restricted (dBuV/m)	PK Margin (dB)	Azimuth (Degs)	Height (cm)	Polarity
1	* 1.44	46.38	PK-U	28.7	-32.6	0	42.48	-	-	74	-31.52	-	-	177	145	H
1	* 1.44	37.29	ADR	28.7	-32.6	.12	33.51	54	-20.49	-	-	-	-	177	145	H
3	* 3.84	39.93	PK-U	33	-29.1	0	43.83	-	-	74	-30.17	-	-	135	290	H
3	* 3.84	31.67	ADR	33	-29.1	.12	35.69	54	-18.31	-	-	-	-	135	290	H
6	* 4.986	46.09	PK-U	34.3	-26.7	0	53.69	-	-	74	-20.31	-	-	250	184	V
6	* 4.985	36.18	ADR	34.3	-26.7	.12	43.9	54	-10.1	-	-	-	-	250	184	V
2	1.92	44.23	PK-U	31.2	-32.7	0	42.73	-	-	-	-	68.2	-25.47	118	256	H
4	1.92	43.58	PK-U	31.2	-32.7	0	42.08	-	-	-	-	68.2	-26.12	154	218	V
5	1.992	53.32	PK-U	31.4	-31.9	0	52.82	-	-	-	-	68.2	-15.38	93	241	V

* - indicates frequency in CFR47 Pt 15 / IC RSS-Restricted Band
PK-U - U-NII: Maximum Peak
ADR - U-NII AD primary method, RMS average

UL VERIFICATION SERVICES INC.
47173 BENICIA STREET, FREMONT, CA 94538, USA TEL: (510) 771-1000 FAX: (510) 661-0888
This report shall not be reproduced except in full, without the written approval of UL Verification Services Inc.

MID CHANNEL RESULTS

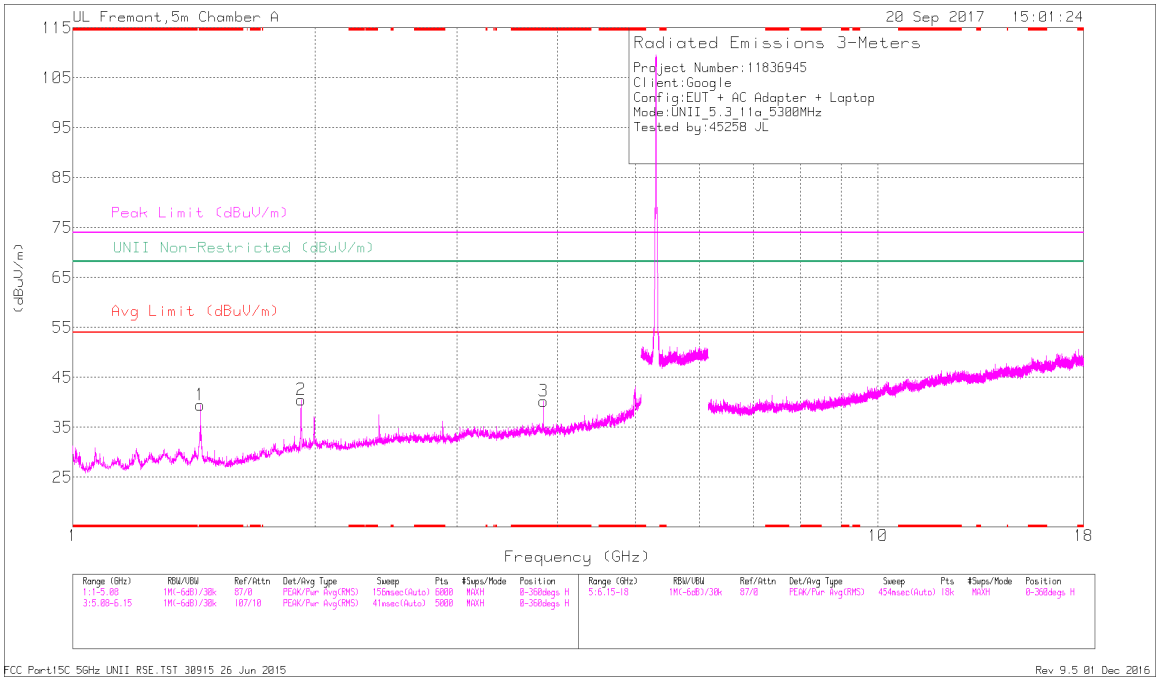

HORIZONTAL

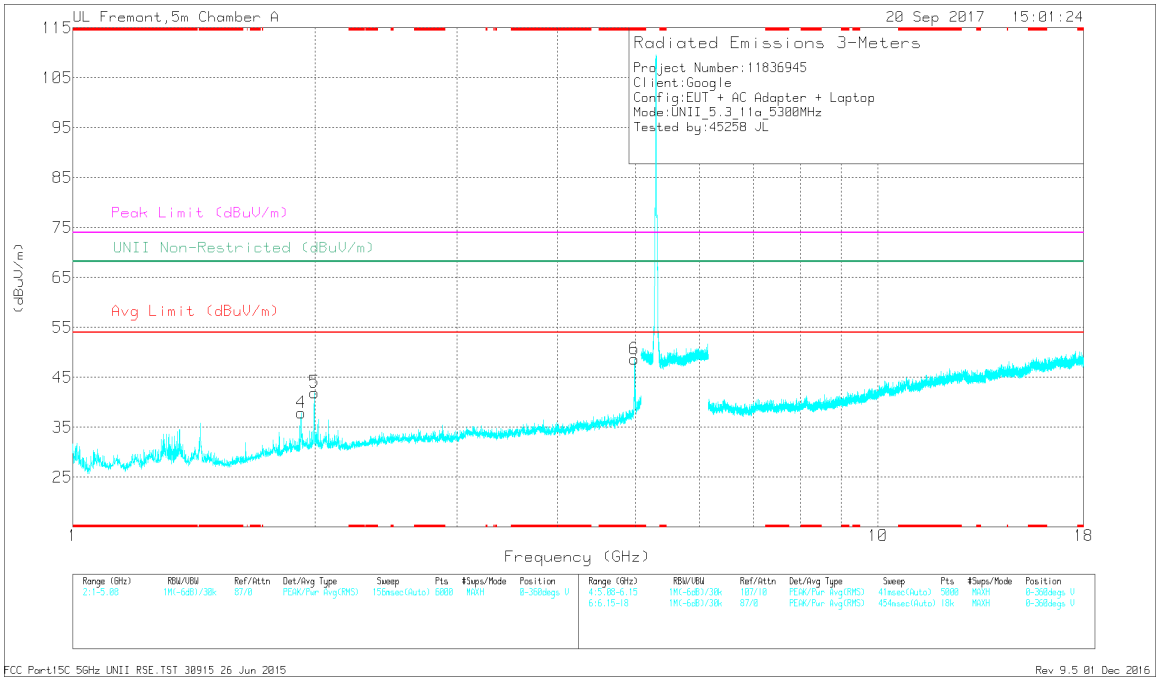

VERTICAL

UL VERIFICATION SERVICES INC.
47173 BENICIA STREET, FREMONT, CA 94538, USA TEL: (510) 771-1000 FAX: (510) 661-0888
This report shall not be reproduced except in full, without the written approval of UL Verification Services Inc.

RADIATED EMISSIONS

	Frequency (GHz)	Meter Reading (dBuV)	Det	AF T862 (dB/m)	Amp/Cbl/Fltr/Pad (dB)	DC Corr (dB)	Corrected Reading (dBuV/m)	Avg Limit (dBuV/m)	Margin (dB)	Peak Limit (dBuV/m)	PK Margin (dB)	UNII Non-Restricted (dBuV/m)	PK Margin (dB)	Azimuth (Degs)	Height (cm)	Polarity
1	* 1.44	46.59	PK-U	28.7	-32.6	0	42.69	-	-	74	-31.31	-	-	180	150	H
1	* 1.44	36.74	ADR	28.7	-32.6	.12	32.96	54	-21.04	-	-	-	-	180	150	H
3	* 3.84	40.1	PK-U	33	-29.1	0	44	-	-	74	-30	-	-	132	156	H
3	* 3.84	32.13	ADR	33	-29.1	.12	36.15	54	-17.85	-	-	-	-	132	156	H
6	* 4.978	47.31	PK-U	34.3	-27	0	54.61	-	-	74	-19.39	-	-	254	191	V
6	* 4.979	36.34	ADR	34.3	-27	.12	43.76	54	-10.24	-	-	-	-	254	191	V
2	1.92	45.03	PK-U	31.2	-32.7	0	43.53	-	-	-	-	68.2	-24.67	129	148	H
4	1.92	44.28	PK-U	31.2	-32.7	0	42.78	-	-	-	-	68.2	-25.42	230	168	V
5	1.996	46.89	PK-U	31.4	-31.8	0	46.49	-	-	-	-	68.2	-21.71	72	202	V

* - indicates frequency in CFR47 Pt 15 / IC RSS-Restricted Band
PK-U - U-NII: Maximum Peak
ADR - U-NII AD primary method, RMS average

UL VERIFICATION SERVICES INC.
47173 BENICIA STREET, FREMONT, CA 94538, USA TEL: (510) 771-1000 FAX: (510) 661-0888
This report shall not be reproduced except in full, without the written approval of UL Verification Services Inc.

HIGH CHANNEL RESULTS

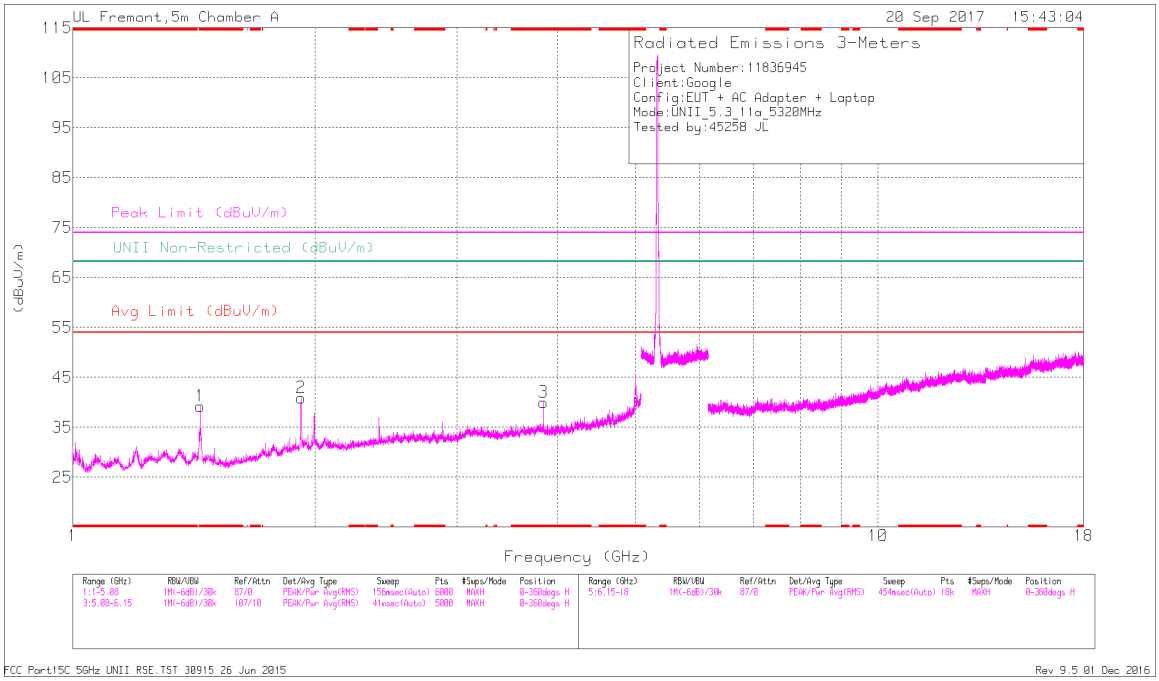

HORIZONTAL

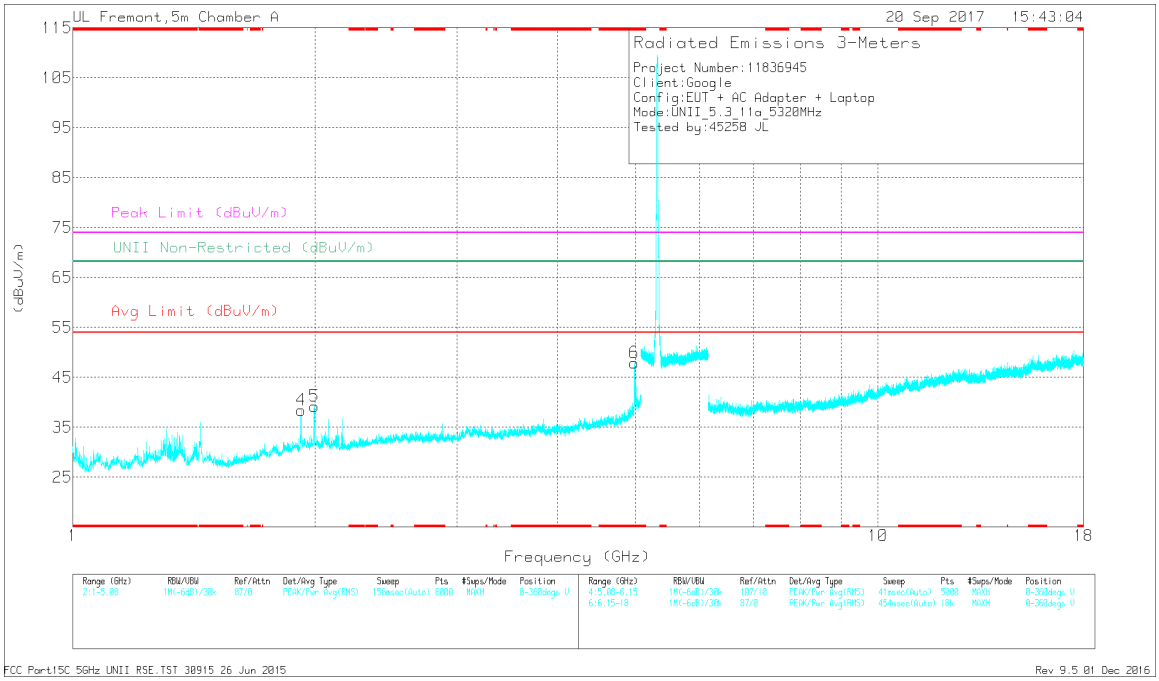

VERTICAL

UL VERIFICATION SERVICES INC.
47173 BENICIA STREET, FREMONT, CA 94538, USA TEL: (510) 771-1000 FAX: (510) 661-0888
This report shall not be reproduced except in full, without the written approval of UL Verification Services Inc.

RADIATED EMISSIONS

Markers	Frequency (GHz)	Meter Reading (dBuV)	Det	AF T862 (dB/m)	Amp/Cbl/Fltr/Pad (dB)	DC Corr (dB)	Corrected Reading (dBuV/m)	Avg Limit (dBuV/m)	Margin (dB)	Peak Limit (dBuV/m)	PK Margin (dB)	UNII Non-Restricted (dBuV/m)	PK Margin (dB)	Azimuth (Degs)	Height (cm)	Polarity
1	* 1.44	51.16	PK-U	28.7	-32.6	0	47.26	-	-	74	-26.74	-	-	161	104	H
1	* 1.44	41.11	ADR	28.7	-32.6	.12	37.33	54	-16.67	-	-	-	-	161	104	H
3	* 3.84	42.26	PK-U	33	-29.1	0	46.16	-	-	74	-27.84	-	-	205	236	H
3	* 3.84	35.6	ADR	33	-29.1	.12	39.62	54	-14.38	-	-	-	-	205	236	H
6	* 4.979	46.88	PK-U	34.3	-27	0	54.18	-	-	74	-19.82	-	-	253	196	V
6	* 4.979	36.45	ADR	34.3	-27	.12	43.87	54	-10.13	-	-	-	-	253	196	V
2	1.92	44.61	PK-U	31.2	-32.7	0	43.11	-	-	-	-	68.2	-25.09	203	235	H
4	1.92	43.46	PK-U	31.2	-32.7	0	41.96	-	-	-	-	68.2	-26.24	143	151	V
5	1.995	52.05	PK-U	31.4	-31.8	0	51.65	-	-	-	-	68.2	-16.55	237	156	V

* - indicates frequency in CFR47 Pt 15 / IC RSS-Restricted Band
PK-U - U-NII: Maximum Peak
ADR - U-NII AD primary method, RMS average

UL VERIFICATION SERVICES INC.
47173 BENICIA STREET, FREMONT, CA 94538, USA TEL: (510) 771-1000 FAX: (510) 661-0888
This report shall not be reproduced except in full, without the written approval of UL Verification Services Inc.

1TX Chain 1

BANDEDGE (HIGH CHANNEL)

HORIZONTAL RESULT

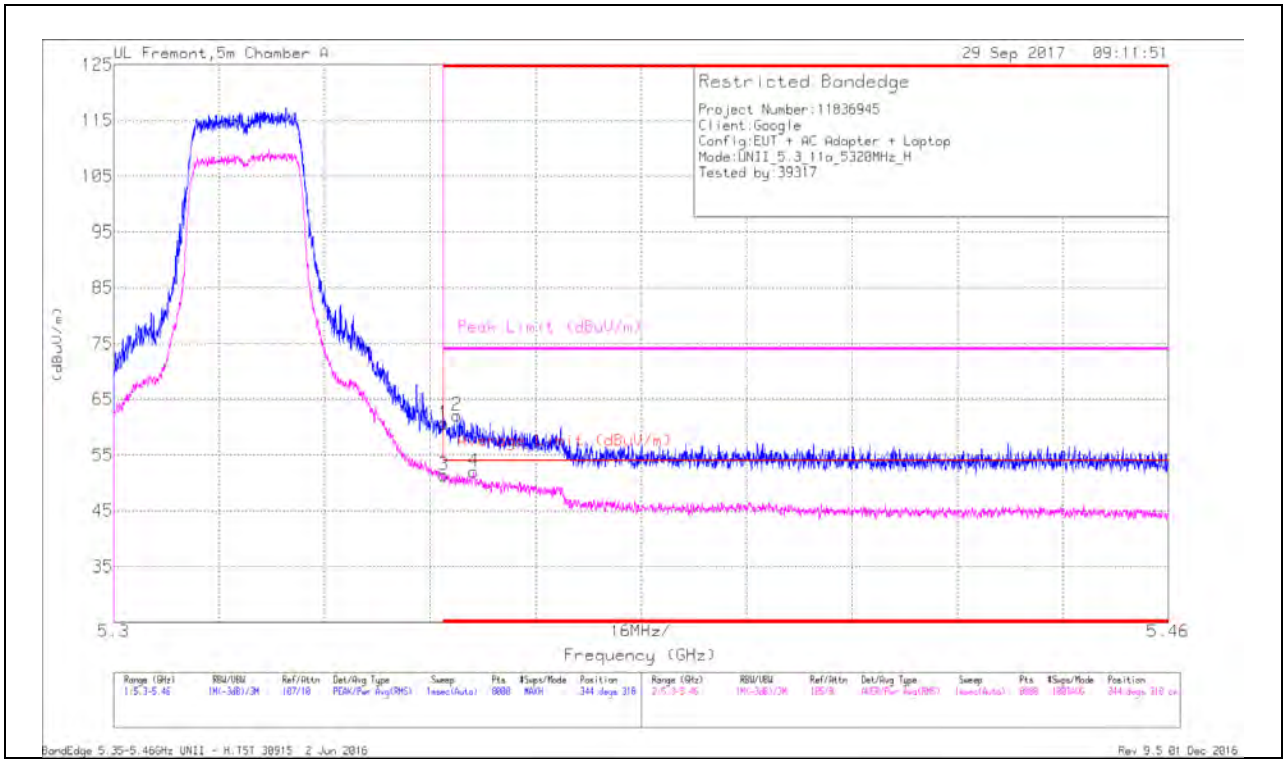

Marker	Frequency (GHz)	Meter Reading (dBuV)	Det	AF T862 (dB/m)	Amp/Cbl/Fltr/Pad (dB)	DC Corr (dB)	Corrected Reading (dBuV/m)	Average Limit (dBuV/m)	Margin (dB)	Peak Limit (dBuV/m)	PK Margin (dB)	Azimuth (Degs)	Height (cm)	Polarity
1	* 5.35	44.33	Pk	34.6	-18.3	0	60.63	-	-	74	-13.37	344	318	H
3	* 5.35	34.92	RMS	34.6	-18.3	.14	51.36	54	-2.64	-	-	344	318	H
2	* 5.352	45.82	Pk	34.6	-18.3	0	62.12	-	-	74	-11.88	344	318	H
4	* 5.355	35.57	RMS	34.6	-18.3	.14	52.01	54	-1.99	-	-	344	318	H

* - indicates frequency in CFR47 Pt 15 / IC RSS-Restricted Band
Pk - Peak detector
RMS - RMS detection

UL VERIFICATION SERVICES INC.
47173 BENICIA STREET, FREMONT, CA 94538, USA TEL: (510) 771-1000 FAX: (510) 661-0888
This report shall not be reproduced except in full, without the written approval of UL Verification Services Inc.

VERTICAL RESULT

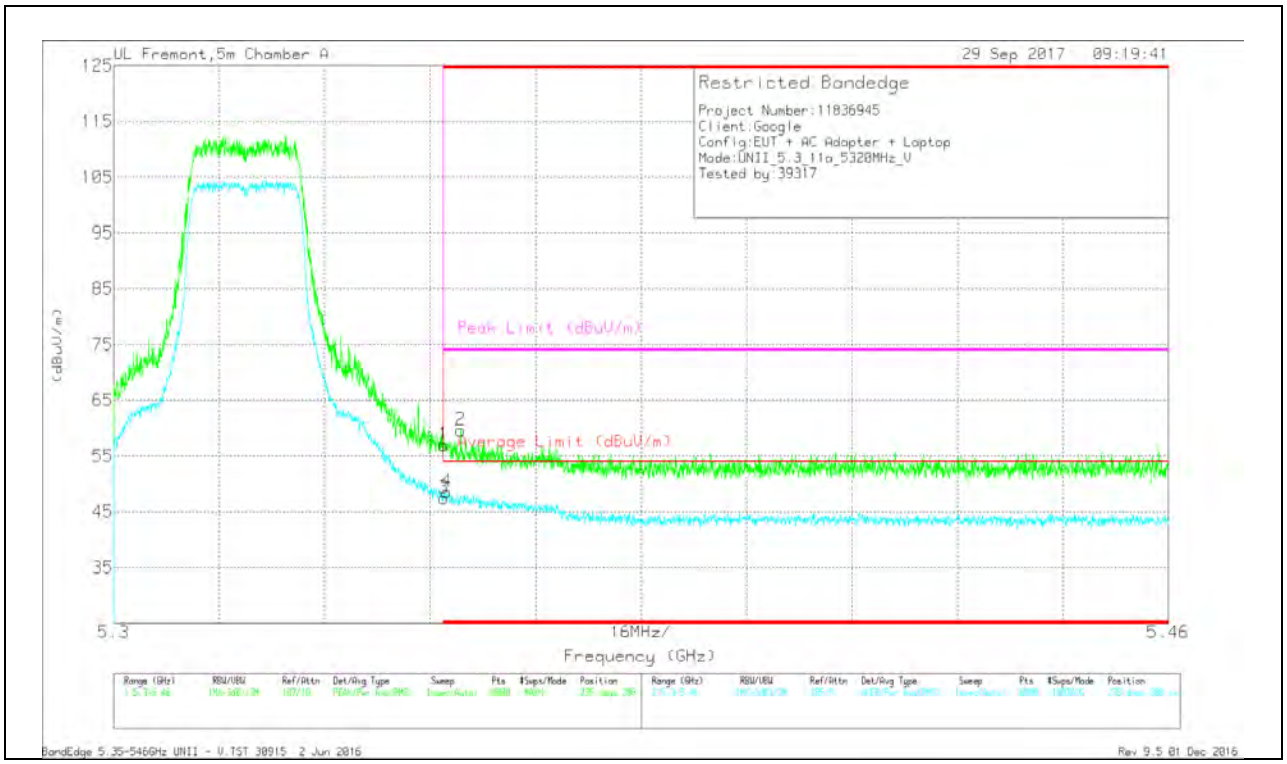

Marker	Frequency (GHz)	Meter Reading (dBuV)	Det	AF T862 (dB/m)	Amp/Cbl/Fltr/Pad (dB)	DC Corr (dB)	Corrected Reading (dBuV/m)	Average Limit (dBuV/m)	Margin (dB)	Peak Limit (dBuV/m)	PK Margin (dB)	Azimuth (Degs)	Height (cm)	Polarity
1	* 5.35	40.65	Pk	34.6	-18.3	0	56.95	-	-	74	-17.05	235	288	V
3	* 5.35	31.03	RMS	34.6	-18.3	.14	47.47	54	-6.53	-	-	235	288	V
4	* 5.351	32.21	RMS	34.6	-18.4	.14	48.55	54	-5.45	-	-	235	288	V
2	* 5.353	43.33	Pk	34.6	-18.3	0	59.63	-	-	74	-14.37	235	288	V

* - indicates frequency in CFR47 Pt 15 / IC RSS-Restricted Band
Pk - Peak detector
RMS - RMS detection

UL VERIFICATION SERVICES INC.
47173 BENICIA STREET, FREMONT, CA 94538, USA TEL: (510) 771-1000 FAX: (510) 661-0888
This report shall not be reproduced except in full, without the written approval of UL Verification Services Inc.

HARMONICS AND SPURIOUS EMISSIONS

LOW CHANNEL RESULTS

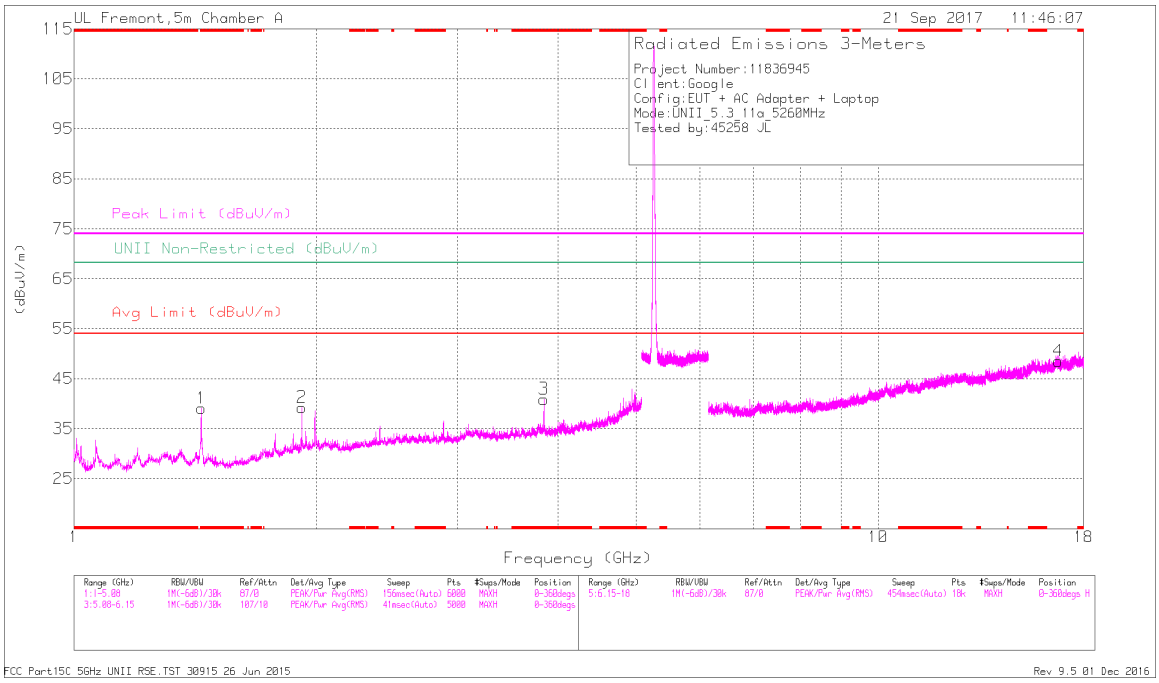

HORIZONTAL

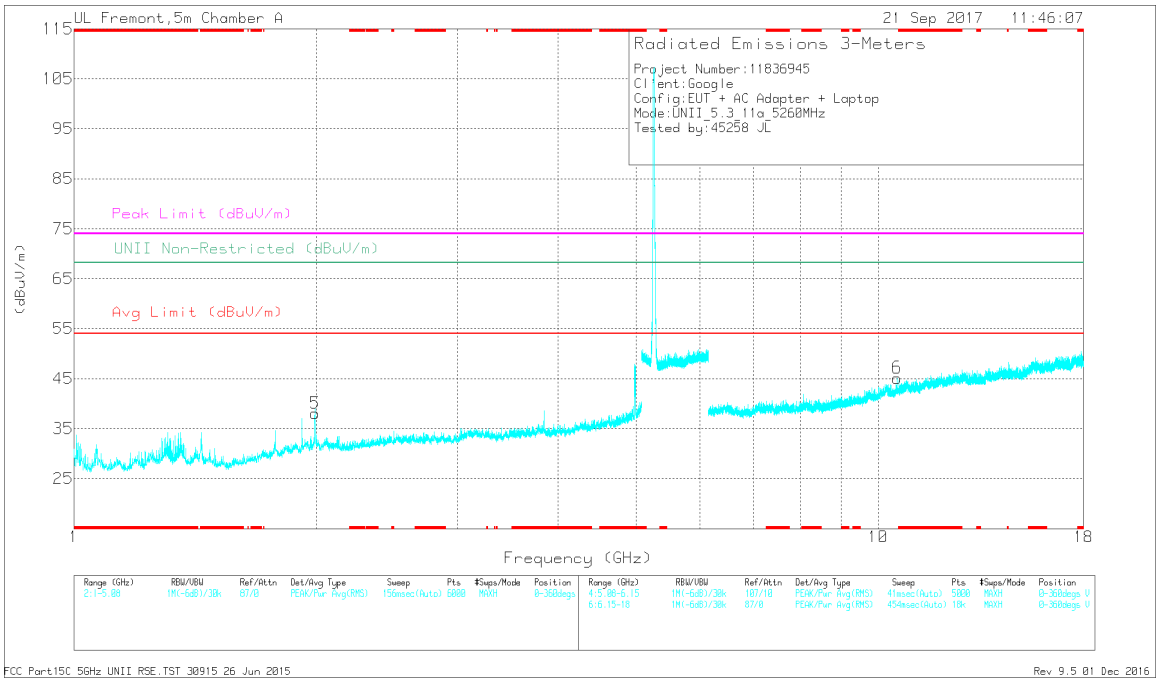

VERTICAL

UL VERIFICATION SERVICES INC.
47173 BENICIA STREET, FREMONT, CA 94538, USA TEL: (510) 771-1000 FAX: (510) 661-0888
This report shall not be reproduced except in full, without the written approval of UL Verification Services Inc.

RADIATED EMISSIONS

Marker	Frequency (GHz)	Meter Reading (dBuV)	Det	AF T862 (dB/m)	Amp/Cbl/Fltr/Pad (dB)	DC Corr (dB)	Corrected Reading (dBuV/m)	Avg Limit (dBuV/m)	Margin (dB)	Peak Limit (dBuV/m)	PK Margin (dB)	UNII Non-Restricted (dBuV/m)	PK Margin (dB)	Azimuth (Degs)	Height (cm)	Polarity
1	* 1.44	50.18	PK-U	28.7	-32.6	0	46.28	-	-	74	-27.72	-	-	199	106	H
	* 1.44	40.75	ADR	28.7	-32.6	.14	36.99	54	-17.01	-	-	-	-	199	106	H
3	* 3.84	42.98	PK-U	33	-29.1	0	46.88	-	-	74	-27.12	-	-	335	108	H
	* 3.84	37.5	ADR	33	-29.1	.14	41.54	54	-12.46	-	-	-	-	335	108	H
2	1.92	46.16	PK-U	31.2	-32.7	0	44.66	-	-	-	-	68.2	-23.54	266	200	H
5	1.995	50.17	PK-U	31.4	-31.8	0	49.77	-	-	-	-	68.2	-18.43	261	326	V
6	10.561	32.04	PK-U	37.7	-20.3	0	49.44	-	-	-	-	68.2	-18.76	151	253	V
4	16.738	32.89	PK-U	41.7	-19.4	0	55.19	-	-	-	-	68.2	-13.01	6	251	H

* - indicates frequency in CFR47 Pt 15 / IC RSS-Restricted Band
PK-U - U-NII: Maximum Peak
ADR - U-NII AD primary method, RMS average

UL VERIFICATION SERVICES INC.
47173 BENICIA STREET, FREMONT, CA 94538, USA TEL: (510) 771-1000 FAX: (510) 661-0888
This report shall not be reproduced except in full, without the written approval of UL Verification Services Inc.

MID CHANNEL RESULTS

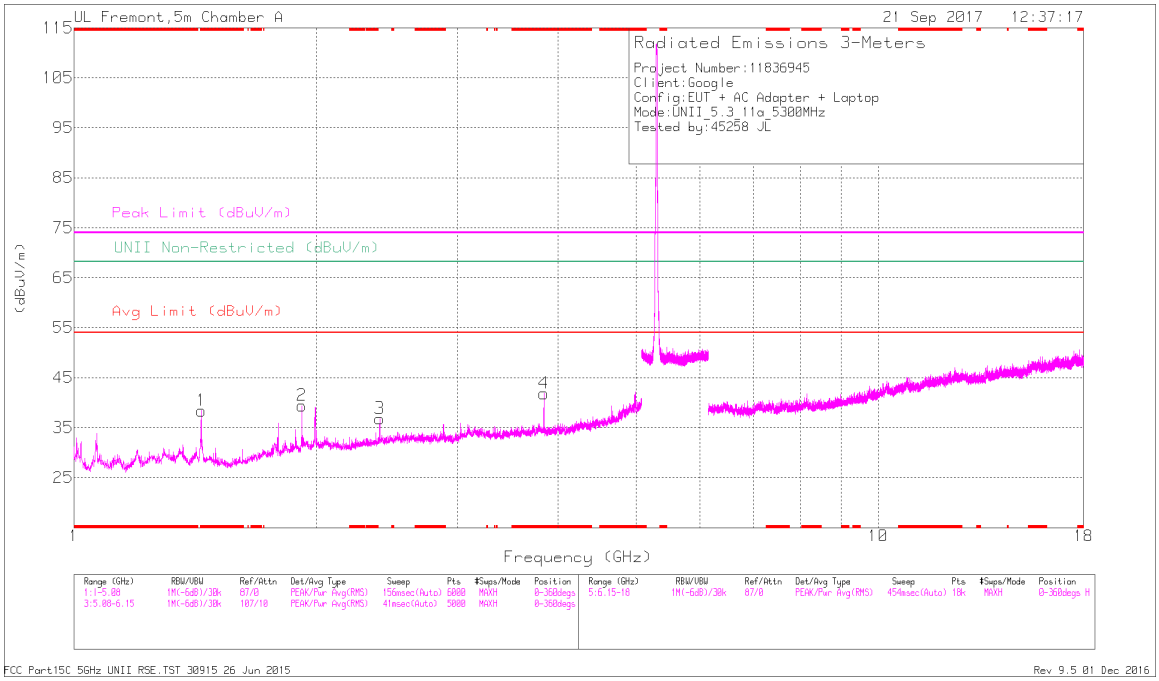

HORIZONTAL

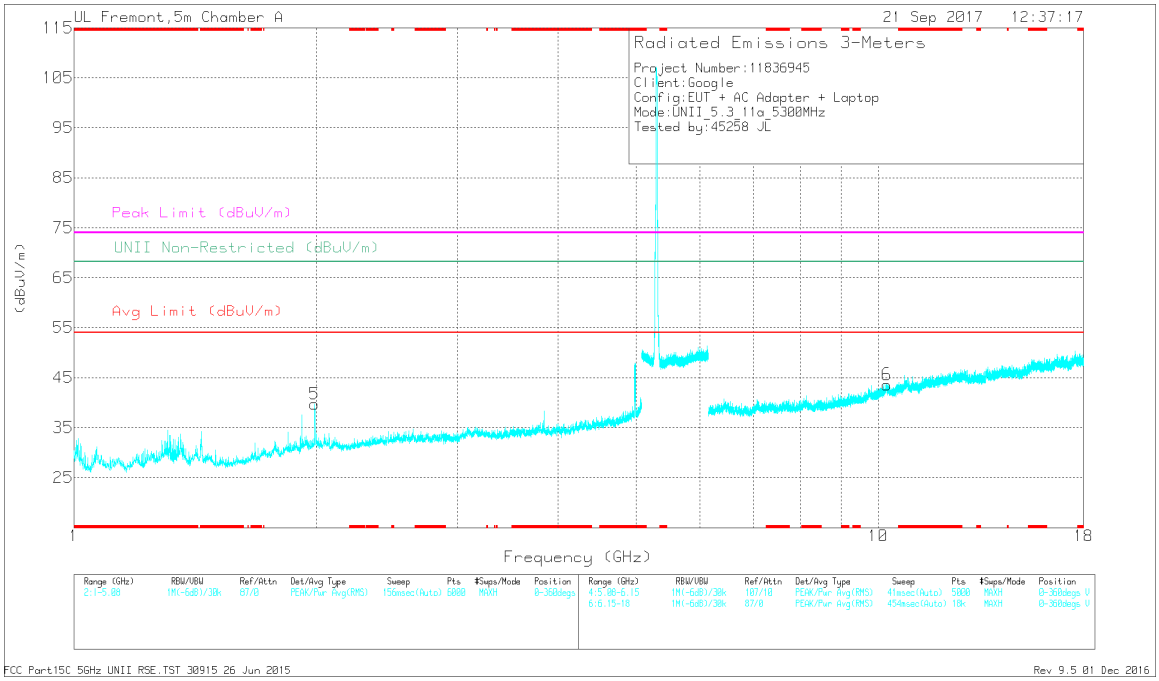

VERTICAL

UL VERIFICATION SERVICES INC.
47173 BENICIA STREET, FREMONT, CA 94538, USA TEL: (510) 771-1000 FAX: (510) 661-0888
This report shall not be reproduced except in full, without the written approval of UL Verification Services Inc.

RADIATED EMISSIONS

Marker	Frequency (GHz)	Meter Reading (dBuV)	Det	AF T862 (dB/m)	Amp/Cbl/Fltr/Pad (dB)	DC Corr (dB)	Corrected Reading (dBuV/m)	Avg Limit (dBuV/m)	Margin (dB)	Peak Limit (dBuV/m)	PK Margin (dB)	UNII Non-Restricted (dBuV/m)	PK Margin (dB)	Azimuth (Degs)	Height (cm)	Polarity
1	* 1.44	50.35	PK-U	28.7	-32.6	0	46.45	-	-	74	-27.55	-	-	201	105	H
	* 1.44	39.76	ADR	28.7	-32.6	.14	36	54	-18	-	-	-	-	201	105	H
4	* 3.84	42.58	PK-U	33	-29.1	0	46.48	-	-	74	-27.52	-	-	338	109	H
	* 3.84	36.72	ADR	33	-29.1	.14	40.76	54	-13.24	-	-	-	-	338	109	H
2	1.92	46.17	PK-U	31.2	-32.7	0	44.67	-	-	-	-	68.2	-23.53	266	200	H
5	1.992	48.6	PK-U	31.4	-31.9	0	48.1	-	-	-	-	68.2	-20.1	242	373	V
3	2.4	41.99	PK-U	31.8	-31.5	0	42.29	-	-	-	-	68.2	-25.91	2	381	H
6	10.249	32.19	PK-U	37.5	-19.7	0	49.99	-	-	-	-	68.2	-18.21	5	122	V

* - indicates frequency in CFR47 Pt 15 / IC RSS-Restricted Band
PK-U - U-NII: Maximum Peak
ADR - U-NII AD primary method, RMS average

UL VERIFICATION SERVICES INC.
47173 BENICIA STREET, FREMONT, CA 94538, USA TEL: (510) 771-1000 FAX: (510) 661-0888
This report shall not be reproduced except in full, without the written approval of UL Verification Services Inc.

HIGH CHANNEL RESULTS

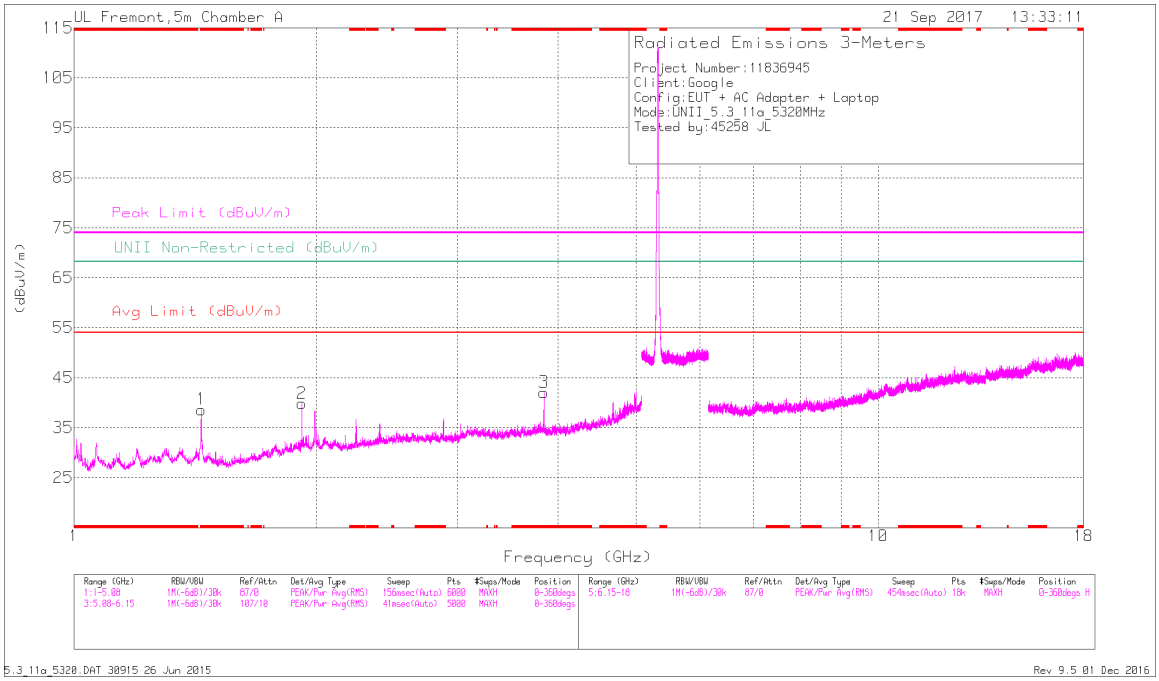

HORIZONTAL

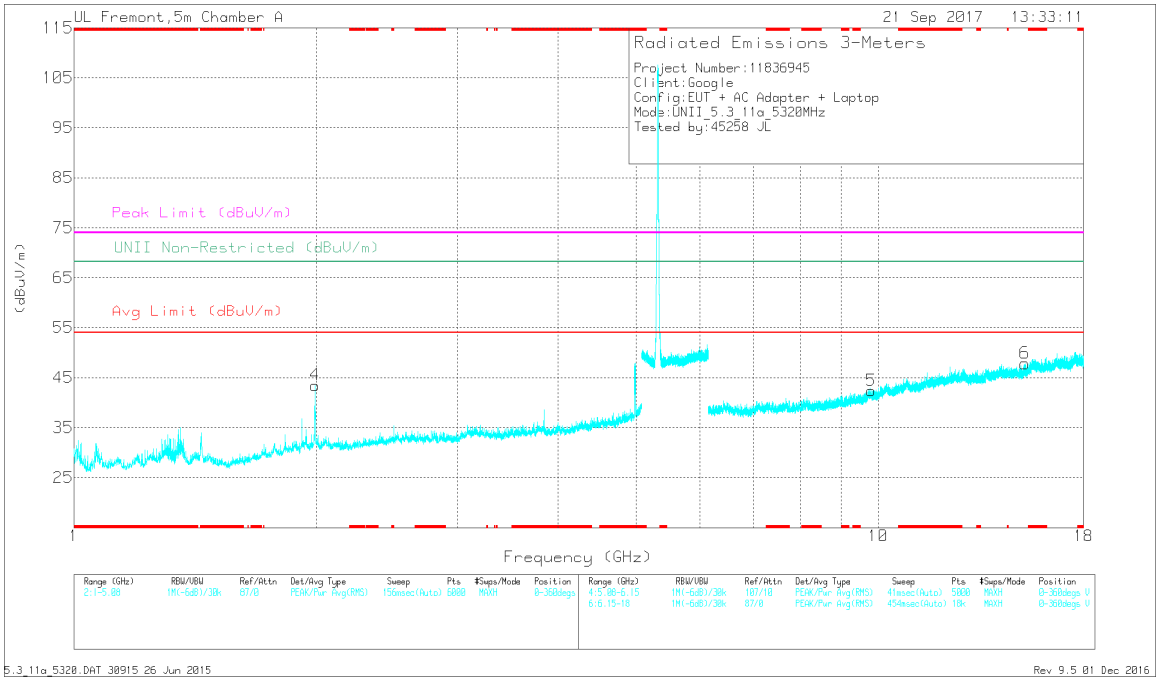

VERTICAL

UL VERIFICATION SERVICES INC.
47173 BENICIA STREET, FREMONT, CA 94538, USA TEL: (510) 771-1000 FAX: (510) 661-0888
This report shall not be reproduced except in full, without the written approval of UL Verification Services Inc.

RADIATED EMISSIONS

Marker	Frequency (GHz)	Meter Reading (dBuV)	Det	AF T862 (dB/m)	Amp/Cbl/Fltr/Pad (dB)	DC Corr (dB)	Corrected Reading (dBuV/m)	Avg Limit (dBuV/m)	Margin (dB)	Peak Limit (dBuV/m)	PK Margin (dB)	UNII Non-Restricted (dBuV/m)	PK Margin (dB)	Azimuth (Degs)	Height (cm)	Polarity
1	* 1.44	51.27	PK-U	28.7	-32.6	0	47.37	-	-	74	-26.63	-	-	72	170	H
	* 1.44	39.3	ADR	28.7	-32.6	.14	35.54	54	-18.46	-	-	-	-	72	170	H
3	* 3.84	43.15	PK-U	33	-29.1	0	47.05	-	-	74	-26.95	-	-	334	111	H
	* 3.84	37.78	ADR	33	-29.1	.14	41.82	54	-12.18	-	-	-	-	334	111	H
2	1.92	46.74	PK-U	31.2	-32.7	0	45.24	-	-	-	-	68.2	-22.96	270	201	H
4	1.994	50.13	PK-U	31.4	-31.9	0	49.63	-	-	-	-	68.2	-18.57	251	320	V
5	9.8	32.43	PK-U	37	-21.3	0	48.13	-	-	-	-	68.2	-20.07	315	151	V
6	15.216	32.36	PK-U	39.8	-18.6	0	53.56	-	-	-	-	68.2	-14.64	198	393	V

* - indicates frequency in CFR47 Pt 15 / IC RSS-Restricted Band
PK-U - U-NII: Maximum Peak
ADR - U-NII AD primary method, RMS average

UL VERIFICATION SERVICES INC.
47173 BENICIA STREET, FREMONT, CA 94538, USA TEL: (510) 771-1000 FAX: (510) 661-0888
This report shall not be reproduced except in full, without the written approval of UL Verification Services Inc.

9.1.6. TX ABOVE 1 GHz 802.11n HT20 MODE IN THE 5.3 GHz BAND

1TX Chain 0

BANDEDGE (HIGH CHANNEL)

HORIZONTAL RESULT

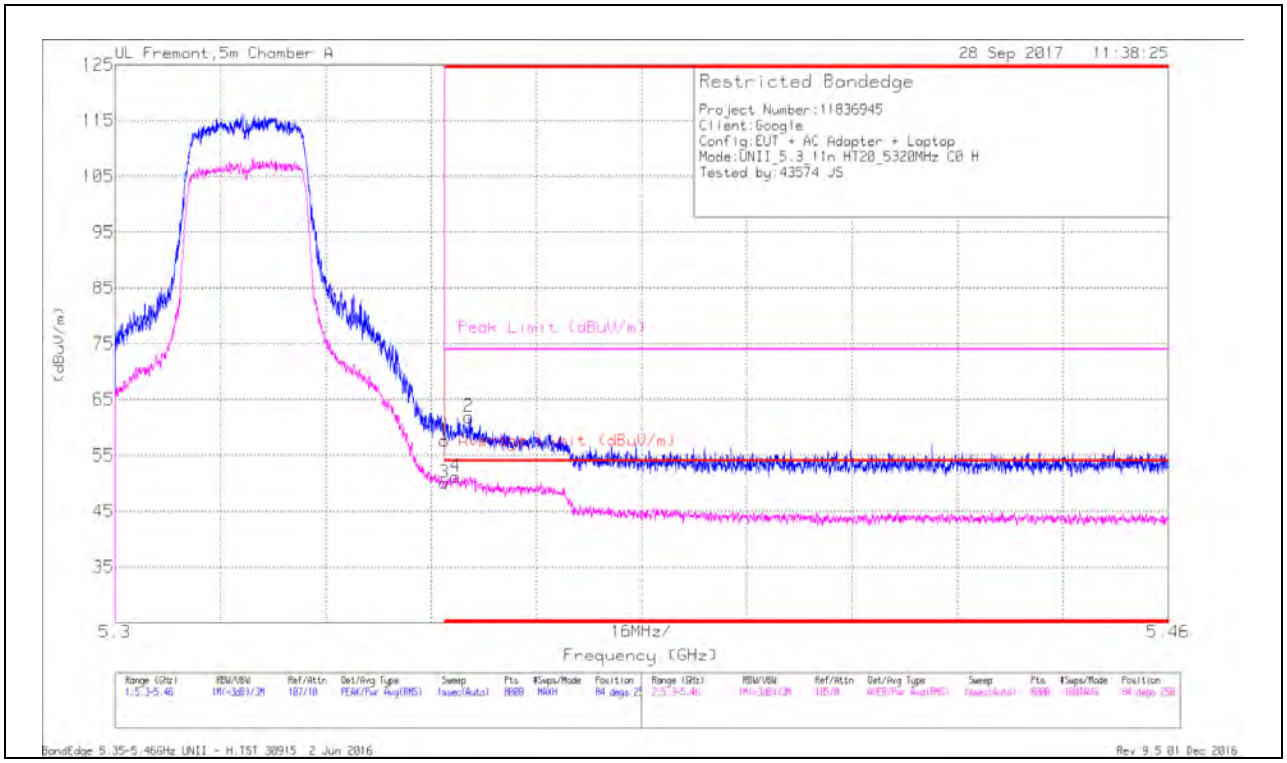

Marker	Frequency (GHz)	Meter Reading (dBuV)	Det	AF T862 (dB/m)	Amp/Cbl/Fltr/Pad (dB)	DC Corr (dB)	Corrected Reading (dBuV/m)	Average Limit (dBuV/m)	Margin (dB)	Peak Limit (dBuV/m)	PK Margin (dB)	Azimuth (Degs)	Height (cm)	Polarity
1	* 5.35	41.33	Pk	34.6	-18.3	0	57.63	-	-	74	-16.37	84	250	H
3	* 5.35	33.79	RMS	34.6	-18.3	0	50.09	54	-3.91	-	-	84	250	H
4	* 5.352	34.88	RMS	34.6	-18.3	0	51.18	54	-2.82	-	-	84	250	H
2	* 5.354	45.58	Pk	34.6	-18.3	0	61.88	-	-	74	-12.12	84	250	H

* - indicates frequency in CFR47 Pt 15 / IC RSS-Restricted Band
Pk - Peak detector
RMS - RMS detection

UL VERIFICATION SERVICES INC.
47173 BENICIA STREET, FREMONT, CA 94538, USA TEL: (510) 771-1000 FAX: (510) 661-0888
This report shall not be reproduced except in full, without the written approval of UL Verification Services Inc.

VERTICAL RESULT

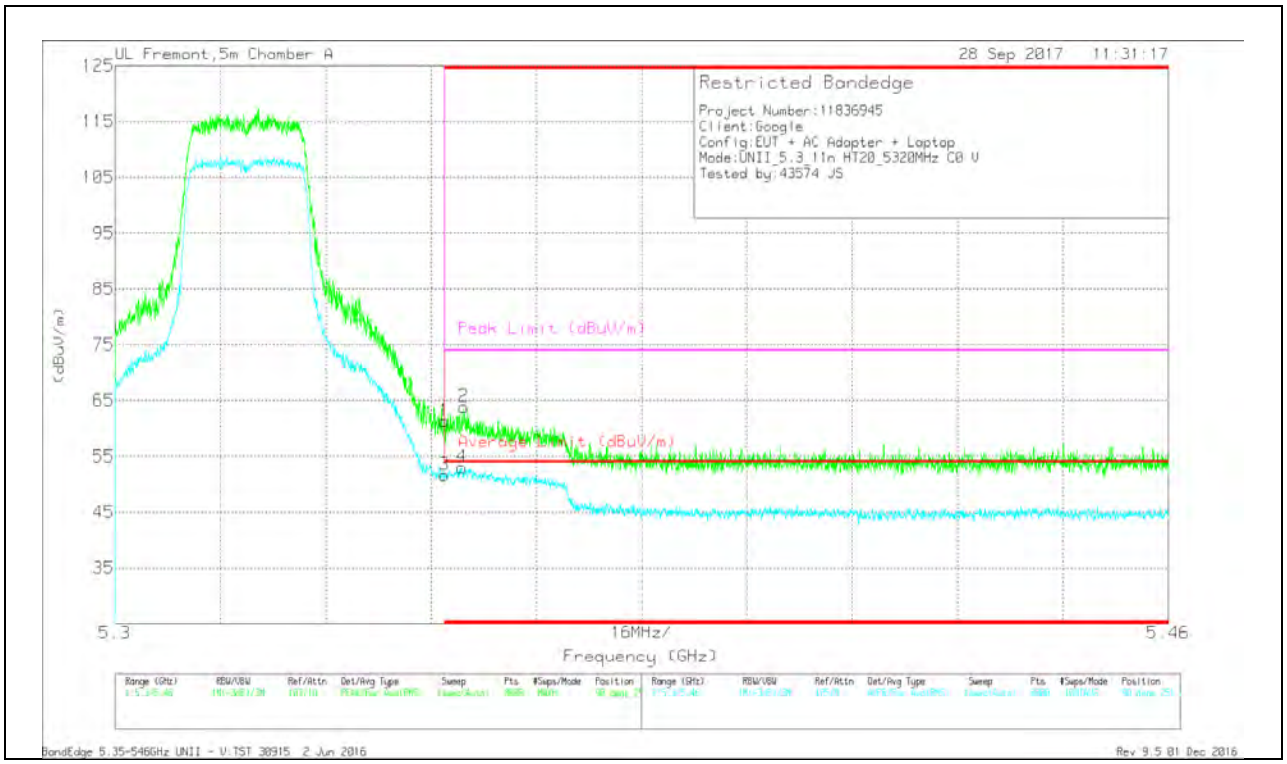

Marker	Frequency (GHz)	Meter Reading (dBuV)	Det	AF T862 (dB/m)	Amp/Cbl/Fltr/Pad (dB)	DC Corr (dB)	Corrected Reading (dBuV/m)	Average Limit (dBuV/m)	Margin (dB)	Peak Limit (dBuV/m)	PK Margin (dB)	Azimuth (Degs)	Height (cm)	Polarity
1	* 5.35	45.01	Pk	34.6	-18.3	0	61.31	-	-	74	-12.69	90	251	V
3	* 5.35	35.37	RMS	34.6	-18.3	0	51.67	54	-2.33	-	-	90	251	V
2	* 5.353	47.58	Pk	34.6	-18.3	0	63.88	-	-	74	-10.12	90	251	V
4	* 5.353	36.68	RMS	34.6	-18.3	0	52.98	54	-1.02	-	-	90	251	V

* - indicates frequency in CFR47 Pt 15 / IC RSS-Restricted Band
Pk - Peak detector
RMS - RMS detection

UL VERIFICATION SERVICES INC.
47173 BENICIA STREET, FREMONT, CA 94538, USA TEL: (510) 771-1000 FAX: (510) 661-0888
This report shall not be reproduced except in full, without the written approval of UL Verification Services Inc.

HARMONICS AND SPURIOUS EMISSIONS

LOW CHANNEL RESULTS

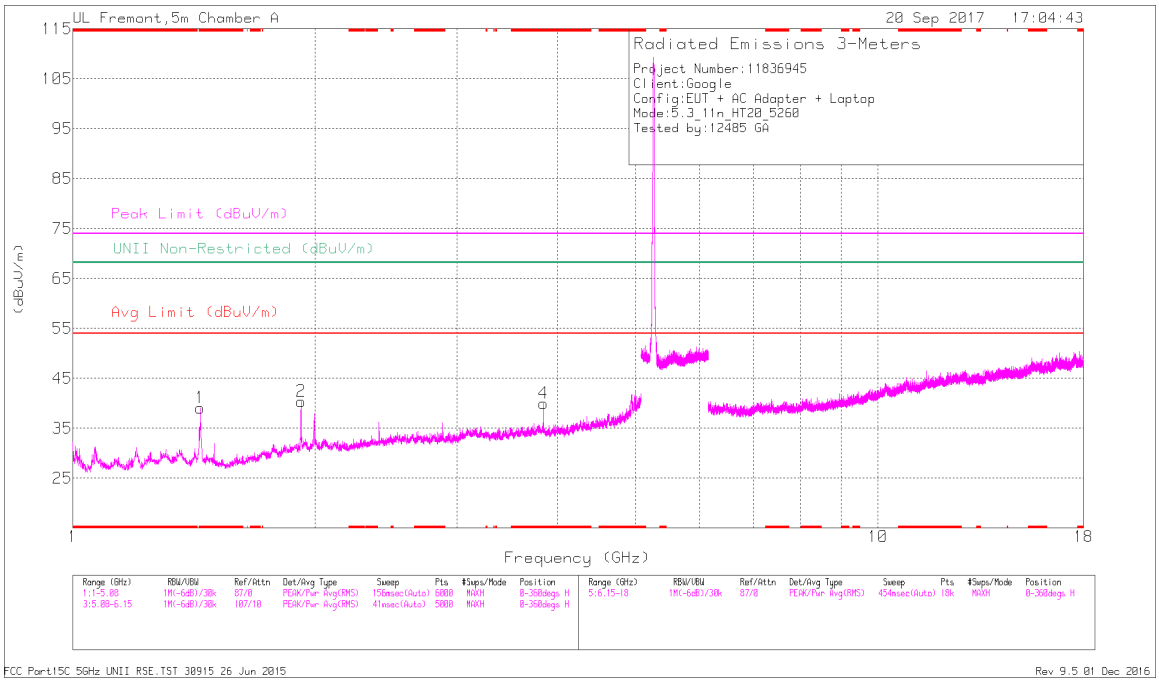

HORIZONTAL

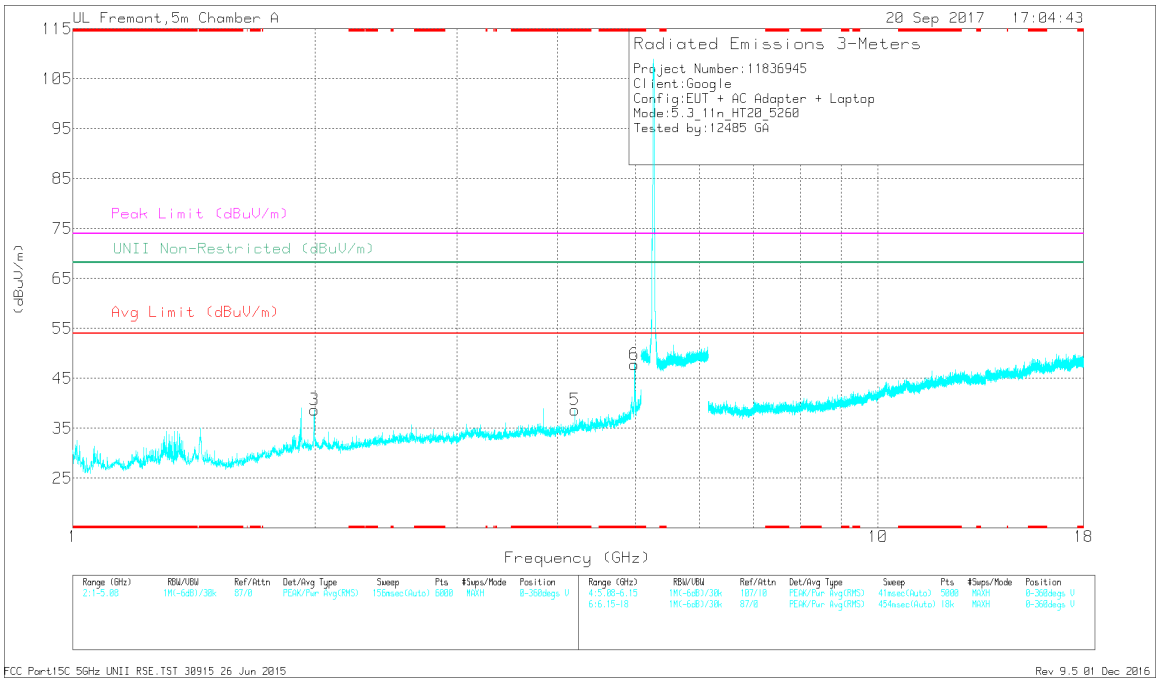

VERTICAL

UL VERIFICATION SERVICES INC.
47173 BENICIA STREET, FREMONT, CA 94538, USA TEL: (510) 771-1000 FAX: (510) 661-0888
This report shall not be reproduced except in full, without the written approval of UL Verification Services Inc.

RADIATED EMISSIONS

Marker	Frequency (GHz)	Meter Reading (dBuV)	Det	AF T862 (dB/m)	Amp/Cbl/Fltr/Pad (dB)	DC Corr (dB)	Corrected Reading (dBuV/m)	Avg Limit (dBuV/m)	Margin (dB)	Peak Limit (dBuV/m)	PK Margin (dB)	UNII Non-Restricted (dBuV/m)	PK Margin (dB)	Azimuth (Degs)	Height (cm)	Polarity
1	* 1.44	53.55	PK-U	28.7	-32.6	0	49.65	-	-	74	-24.35	-	-	202	113	H
	* 1.44	41.74	ADR	28.7	-32.6	0	37.84	54	-16.16	-	-	-	-	202	113	H
4	* 3.841	41.57	PK-U	33	-29.1	0	45.47	-	-	74	-28.53	-	-	198	122	H
	* 3.84	34.52	ADR	33	-29.1	0	38.42	54	-15.58	-	-	-	-	198	122	H
5	* 4.199	36.95	PK-U	33.4	-28.6	0	41.75	-	-	74	-32.25	-	-	335	210	V
	* 4.2	25.49	ADR	33.4	-28.6	0	30.29	54	-23.71	-	-	-	-	335	210	V
6	* 4.982	46.04	PK-U	34.3	-26.9	0	53.44	-	-	74	-20.56	-	-	254	200	V
	* 4.982	34.85	ADR	34.3	-26.9	0	42.25	54	-11.75	-	-	-	-	254	200	V
2	1.92	45.4	PK-U	31.2	-32.7	0	43.9	-	-	-	-	68.2	-24.3	316	203	H
3	1.996	52.99	PK-U	31.4	-31.8	0	52.59	-	-	-	-	68.2	-15.61	142	364	V

* - indicates frequency in CFR47 Pt 15 / IC RSS-Restricted Band
PK-U - U-NII: Maximum Peak
ADR - U-NII AD primary method, RMS average

UL VERIFICATION SERVICES INC.
47173 BENICIA STREET, FREMONT, CA 94538, USA TEL: (510) 771-1000 FAX: (510) 661-0888
This report shall not be reproduced except in full, without the written approval of UL Verification Services Inc.

MID CHANNEL RESULTS

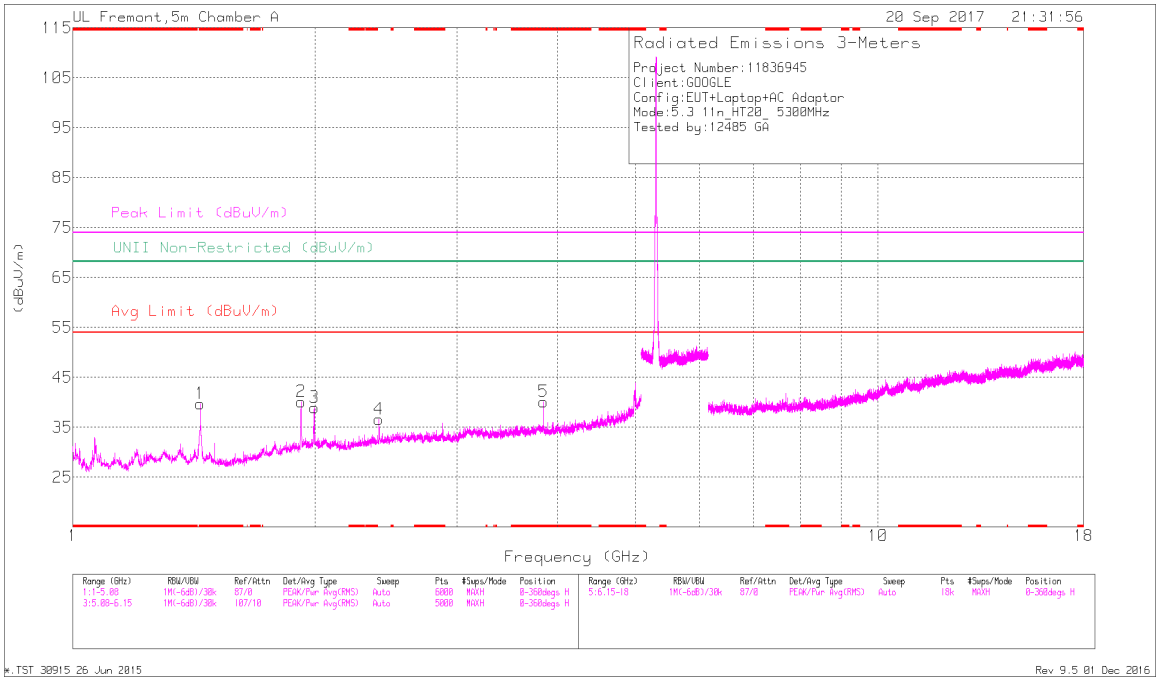

HORIZONTAL

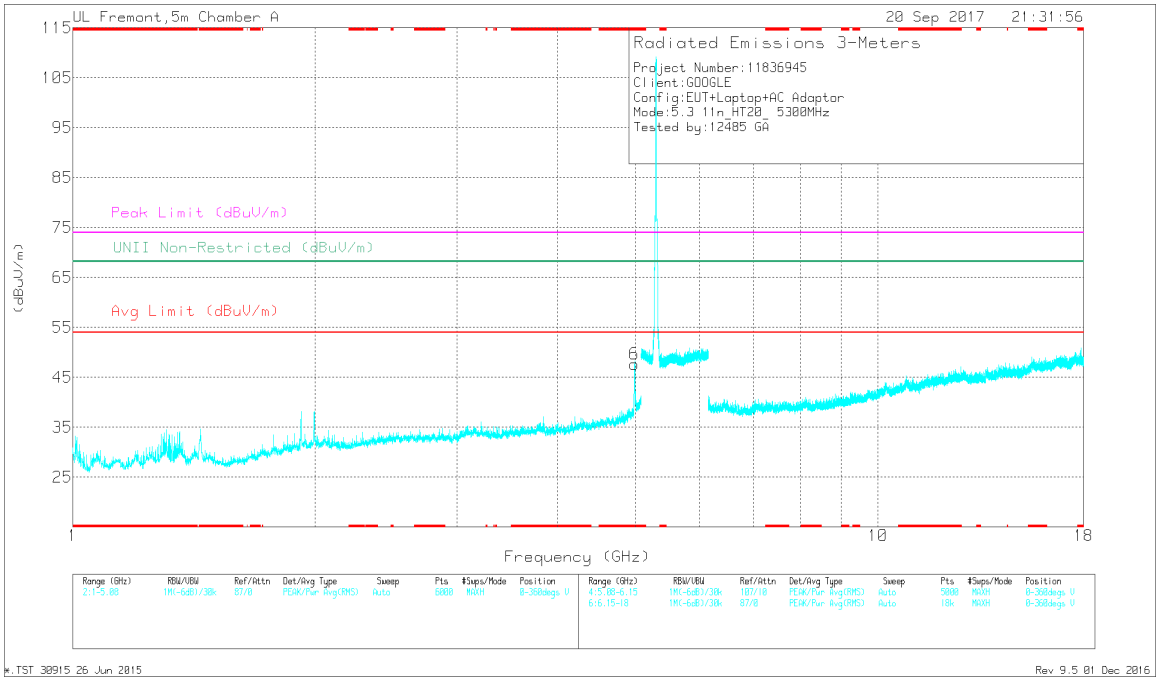

VERTICAL

UL VERIFICATION SERVICES INC.
47173 BENICIA STREET, FREMONT, CA 94538, USA TEL: (510) 771-1000 FAX: (510) 661-0888
This report shall not be reproduced except in full, without the written approval of UL Verification Services Inc.

RADIATED EMISSIONS

Marker	Frequency (GHz)	Meter Reading (dBuV)	Det	AF T862 (dB/m)	Amp/Cbl/Fltr/Pad (dB)	DC Corr (dB)	Corrected Reading (dBuV/m)	Avg Limit (dBuV/m)	Margin (dB)	Peak Limit (dBuV/m)	PK Margin (dB)	UNII Non-Restricted (dBuV/m)	PK Margin (dB)	Azimuth (Degs)	Height (cm)	Polarity
1	* 1.44	53.16	PK-U	28.7	-32.6	0	49.26	-	-	74	-24.74	-	-	202	118	H
	* 1.44	41.97	ADR	28.7	-32.6	0	38.07	54	-15.93	-	-	-	-	202	118	H
5	* 3.84	42.1	PK-U	33	-29.1	0	46	-	-	74	-28	-	-	198	102	H
	* 3.84	35.1	ADR	33	-29.1	0	39	54	-15	-	-	-	-	198	102	H
6	* 4.986	46.52	PK-U	34.3	-26.7	0	54.12	-	-	74	-19.88	-	-	208	217	V
	* 4.985	35.58	ADR	34.3	-26.7	0	43.18	54	-10.82	-	-	-	-	208	217	V
2	1.92	46.4	PK-U	31.2	-32.7	0	44.9	-	-	-	-	68.2	-23.3	148	196	H
3	1.995	48.92	PK-U	31.4	-31.8	0	48.52	-	-	-	-	68.2	-19.68	219	113	H
4	2.4	42.3	PK-U	31.8	-31.5	0	42.6	-	-	-	-	68.2	-25.6	192	198	H

* - indicates frequency in CFR47 Pt 15 / IC RSS-Restricted Band
PK-U - U-NII: Maximum Peak
ADR - U-NII AD primary method, RMS average

UL VERIFICATION SERVICES INC.
47173 BENICIA STREET, FREMONT, CA 94538, USA TEL: (510) 771-1000 FAX: (510) 661-0888
This report shall not be reproduced except in full, without the written approval of UL Verification Services Inc.

HIGH CHANNEL RESULTS

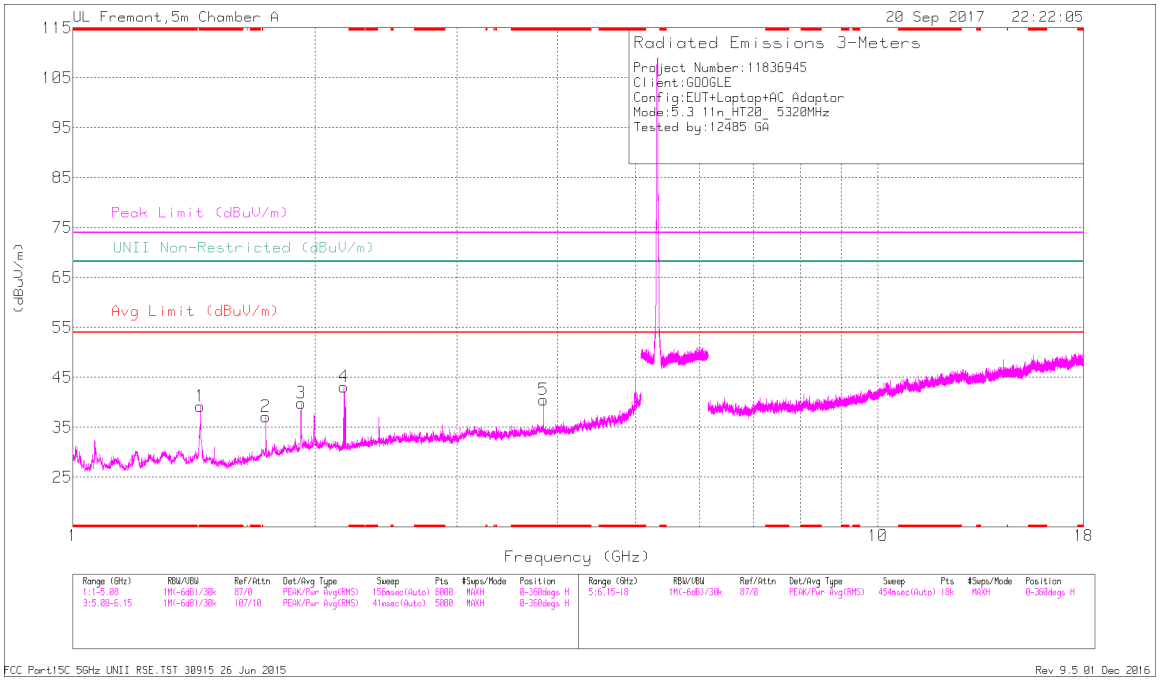

HORIZONTAL

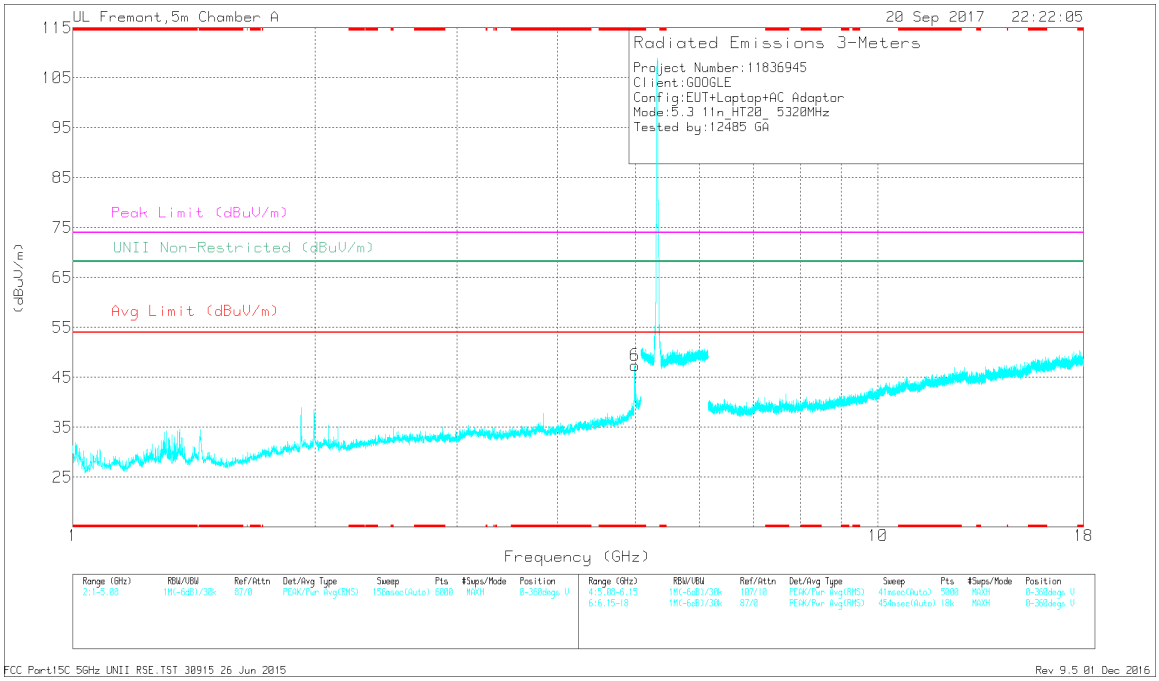

VERTICAL

UL VERIFICATION SERVICES INC.
47173 BENICIA STREET, FREMONT, CA 94538, USA TEL: (510) 771-1000 FAX: (510) 661-0888
This report shall not be reproduced except in full, without the written approval of UL Verification Services Inc.

RADIATED EMISSIONS

Marker	Frequency (GHz)	Meter Reading (dBuV)	Det	AF T862 (dB/m)	Amp/Cbl/Fltr/Pad (dB)	DC Corr (dB)	Corrected Reading (dBuV/m)	Avg Limit (dBuV/m)	Margin (dB)	Peak Limit (dBuV/m)	PK Margin (dB)	UNII Non-Restricted (dBuV/m)	PK Margin (dB)	Azimuth (Degs)	Height (cm)	Polarity
1	* 1.44	53.5	PK-U	28.7	-32.6	0	49.6	-	-	74	-24.4	-	-	202	111	H
	* 1.44	42.73	ADR	28.7	-32.6	0	38.83	54	-15.17	-	-	-	-	202	111	H
5	* 3.84	41.55	PK-U	33	-29.1	0	45.45	-	-	74	-28.55	-	-	198	193	H
	* 3.84	34.94	ADR	33	-29.1	0	38.84	54	-15.16	-	-	-	-	198	193	H
6	* 4.989	46.65	PK-U	34.3	-26.7	0	54.25	-	-	74	-19.75	-	-	217	123	V
	* 4.989	36.5	ADR	34.3	-26.7	0	44.1	54	-9.9	-	-	-	-	217	123	V
2	1.737	39.36	PK-U	29.6	-32	0	36.96	-	-	-	-	68.2	-31.24	312	151	H
3	1.92	46.34	PK-U	31.2	-32.7	0	44.84	-	-	-	-	68.2	-23.36	147	166	H
4	2.168	40.07	PK-U	31.1	-32.3	0	38.87	-	-	-	-	68.2	-29.33	229	111	H

* - indicates frequency in CFR47 Pt 15 / IC RSS-Restricted Band
PK-U - U-NII: Maximum Peak
ADR - U-NII AD primary method, RMS average

UL VERIFICATION SERVICES INC.
47173 BENICIA STREET, FREMONT, CA 94538, USA TEL: (510) 771-1000 FAX: (510) 661-0888
This report shall not be reproduced except in full, without the written approval of UL Verification Services Inc.

1TX Chain 1

BANDEDGE (HIGH CHANNEL)

HORIZONTAL RESULT

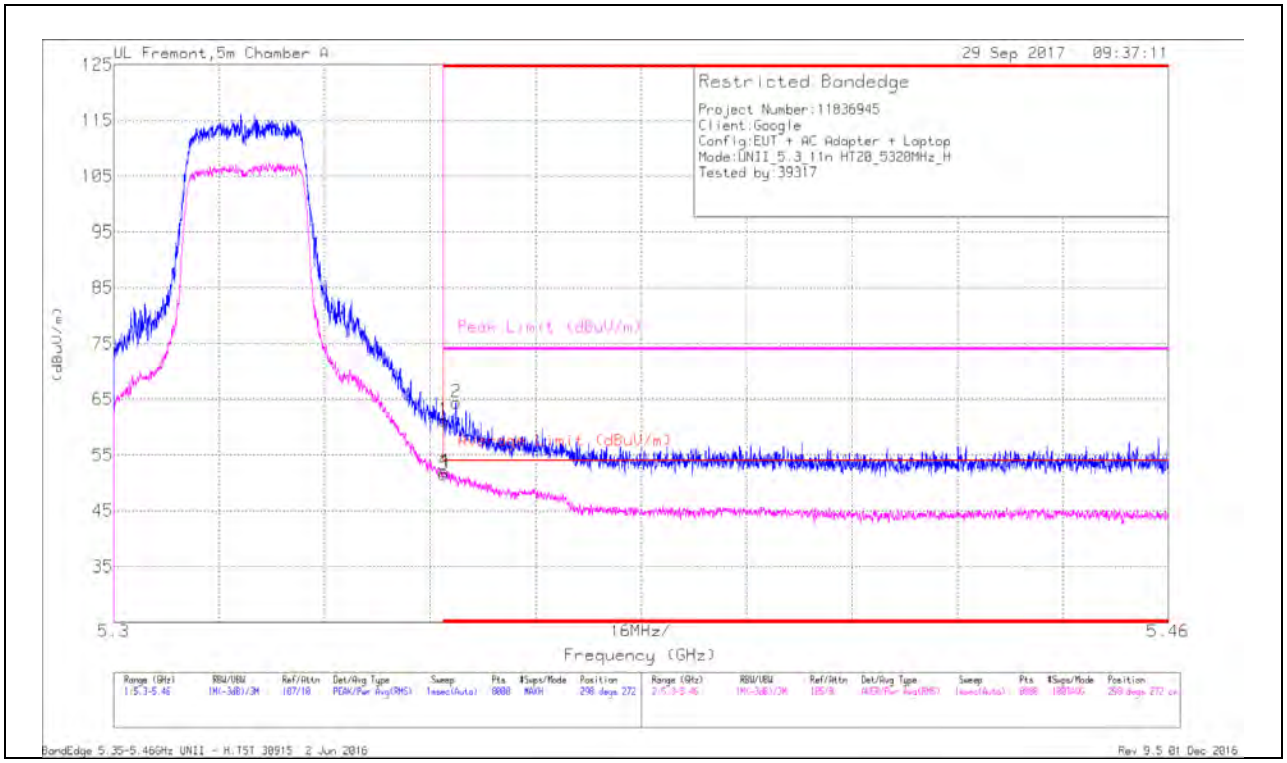

Marker	Frequency (GHz)	Meter Reading (dBuV)	Det	AF T862 (dB/m)	Amp/Cbl/Fltr/Pad (dB)	DC Corr (dB)	Corrected Reading (dBuV/m)	Average Limit (dBuV/m)	Margin (dB)	Peak Limit (dBuV/m)	PK Margin (dB)	Azimuth (Degs)	Height (cm)	Polarity
1	* 5.35	44.95	Pk	34.6	-18.3	0	61.25	-	-	74	-12.75	298	272	H
3	* 5.35	35.18	RMS	34.6	-18.3	0	51.48	54	-2.52	-	-	298	272	H
4	* 5.35	35.68	RMS	34.6	-18.3	0	51.98	54	-2.02	-	-	298	272	H
2	* 5.352	48.09	Pk	34.6	-18.3	0	64.39	-	-	74	-9.61	298	272	H

* - indicates frequency in CFR47 Pt 15 / IC RSS-Restricted Band
Pk - Peak detector
RMS - RMS detection

UL VERIFICATION SERVICES INC.
47173 BENICIA STREET, FREMONT, CA 94538, USA TEL: (510) 771-1000 FAX: (510) 661-0888
This report shall not be reproduced except in full, without the written approval of UL Verification Services Inc.

VERTICAL RESULT

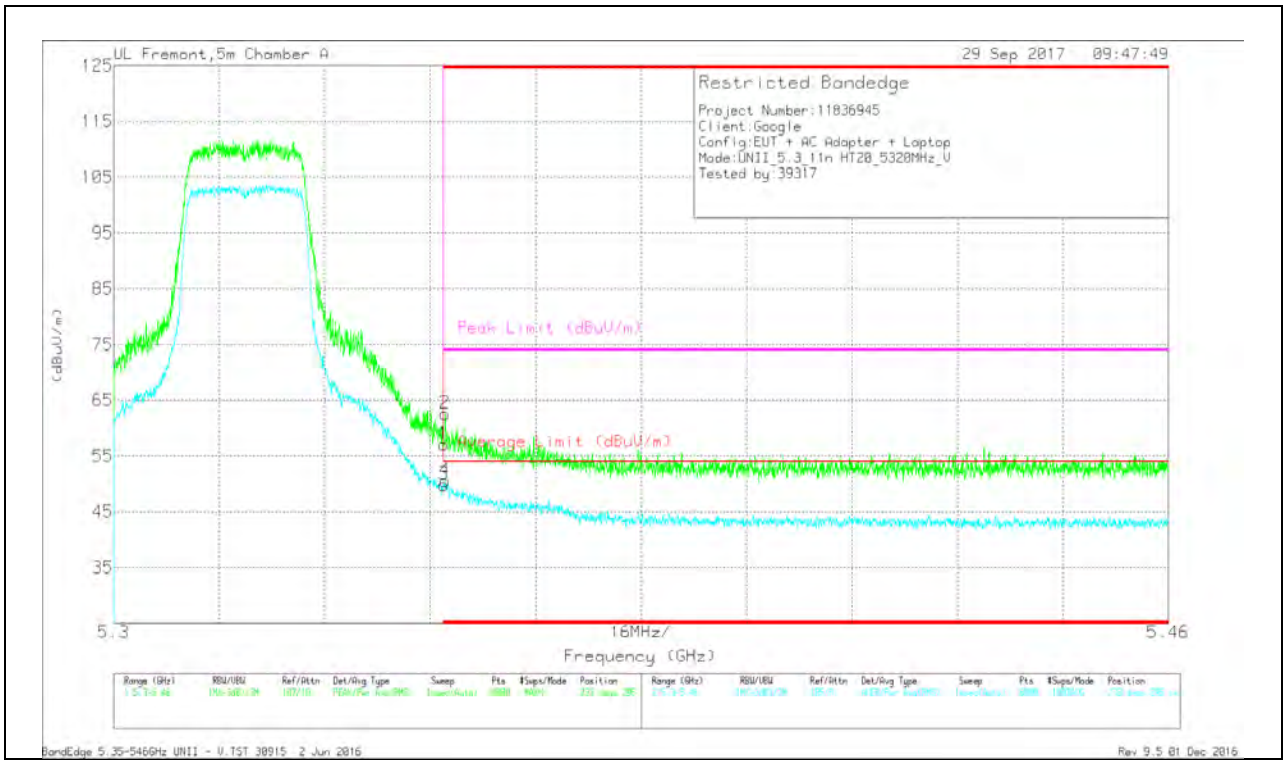

Marker	Frequency (GHz)	Meter Reading (dBuV)	Det	AF T862 (dB/m)	Amp/Cbl/Fltr/Pad (dB)	DC Corr (dB)	Corrected Reading (dBuV/m)	Average Limit (dBuV/m)	Margin (dB)	Peak Limit (dBuV/m)	PK Margin (dB)	Azimuth (Degs)	Height (cm)	Polarity
1	* 5.35	40.83	Pk	34.6	-18.3	0	57.13	-	-	74	-16.87	233	295	V
2	* 5.35	46.28	Pk	34.6	-18.3	0	62.58	-	-	74	-11.42	233	295	V
3	* 5.35	33.56	RMS	34.6	-18.3	0	49.86	54	-4.14	-	-	233	295	V
4	* 5.35	34.26	RMS	34.6	-18.3	0	50.56	54	-3.44	-	-	233	295	V

* - indicates frequency in CFR47 Pt 15 / IC RSS-Restricted Band
Pk - Peak detector
RMS - RMS detection

UL VERIFICATION SERVICES INC.
47173 BENICIA STREET, FREMONT, CA 94538, USA TEL: (510) 771-1000 FAX: (510) 661-0888
This report shall not be reproduced except in full, without the written approval of UL Verification Services Inc.

HARMONICS AND SPURIOUS EMISSIONS

LOW CHANNEL RESULTS

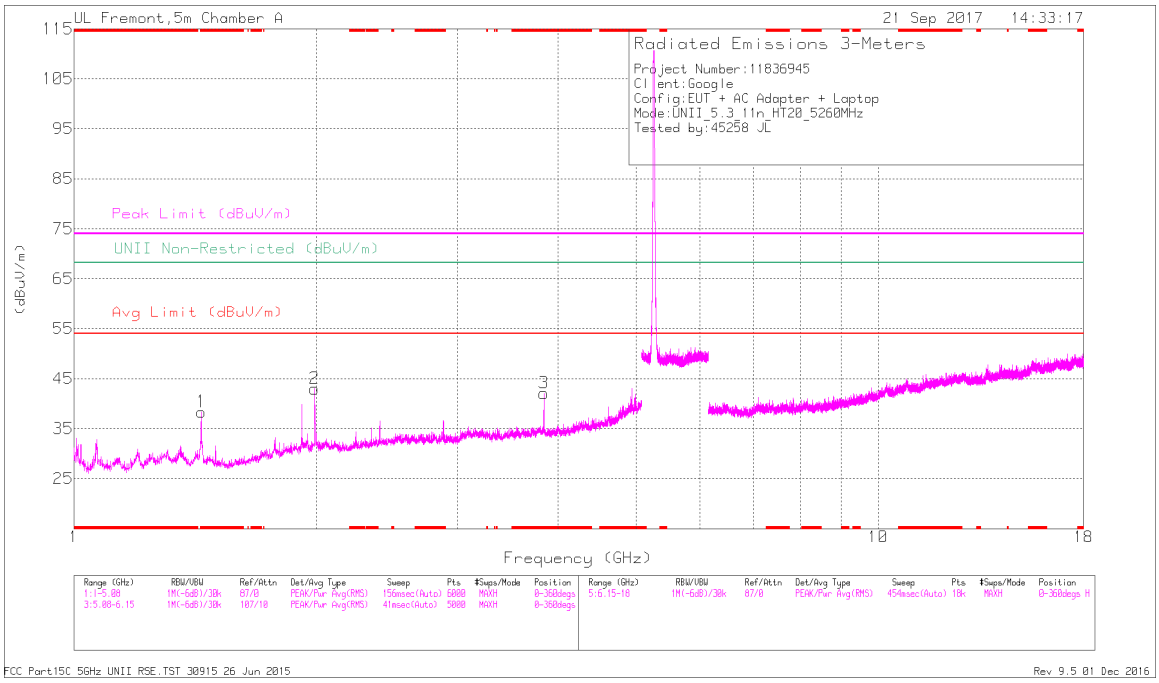

HORIZONTAL

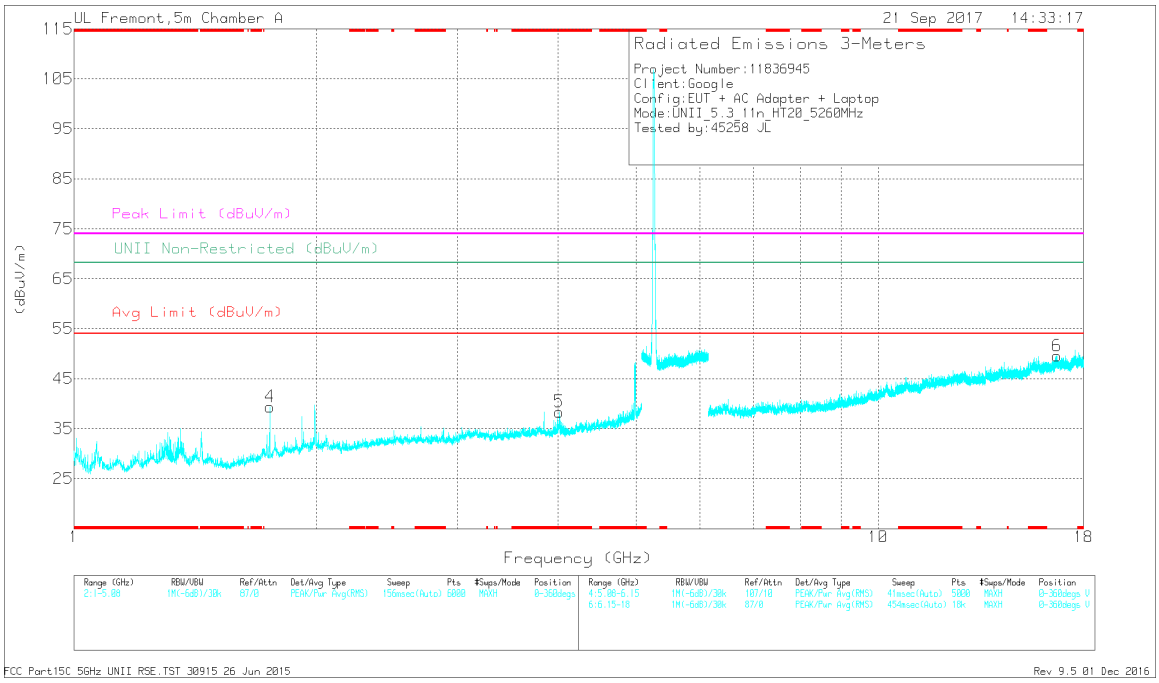

VERTICAL

UL VERIFICATION SERVICES INC.
47173 BENICIA STREET, FREMONT, CA 94538, USA TEL: (510) 771-1000 FAX: (510) 661-0888
This report shall not be reproduced except in full, without the written approval of UL Verification Services Inc.

RADIATED EMISSIONS

Marker	Frequency (GHz)	Meter Reading (dBuV)	Det	AF T862 (dB/m)	Amp/Cbl/Fltr/Pad (dB)	DC Corr (dB)	Corrected Reading (dBuV/m)	Avg Limit (dBuV/m)	Margin (dB)	Peak Limit (dBuV/m)	PK Margin (dB)	UNII Non-Restricted (dBuV/m)	PK Margin (dB)	Azimuth (Degs)	Height (cm)	Polarity
1	* 1.44	52.13	PK-U	28.7	-32.6	0	48.23	-	-	74	-25.77	-	-	66	208	H
	* 1.44	40.84	ADR	28.7	-32.6	0	36.94	54	-17.06	-	-	-	-	66	208	H
3	* 3.84	42.61	PK-U	33	-29.1	0	46.51	-	-	74	-27.49	-	-	334	106	H
	* 3.84	37.32	ADR	33	-29.1	0	41.22	54	-12.78	-	-	-	-	334	106	H
5	* 4.014	37.33	PK-U	33.4	-28.8	0	41.93	-	-	74	-32.07	-	-	133	250	V
	* 4.014	25.44	ADR	33.4	-28.8	0	30.04	54	-23.96	-	-	-	-	133	250	V
4	1.754	38.93	PK-U	29.8	-32.2	0	36.53	-	-	-	-	68.2	-31.67	24	108	V
2	1.991	48.03	PK-U	31.4	-31.9	0	47.53	-	-	-	-	68.2	-20.67	224	172	H
6	16.683	32.02	PK-U	41.6	-18.9	0	54.72	-	-	-	-	68.2	-13.48	333	247	V

* - indicates frequency in CFR47 Pt 15 / IC RSS-Restricted Band
PK-U - U-NII: Maximum Peak
ADR - U-NII AD primary method, RMS average

UL VERIFICATION SERVICES INC.
47173 BENICIA STREET, FREMONT, CA 94538, USA TEL: (510) 771-1000 FAX: (510) 661-0888
This report shall not be reproduced except in full, without the written approval of UL Verification Services Inc.

MID CHANNEL RESULTS

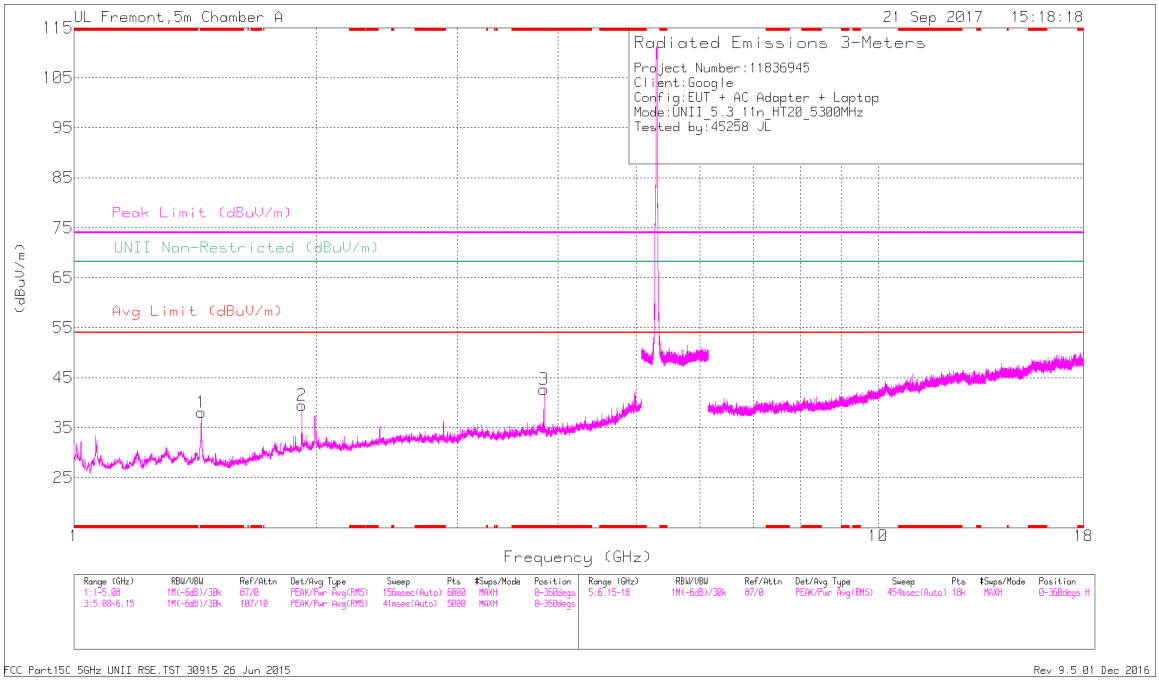

HORIZONTAL

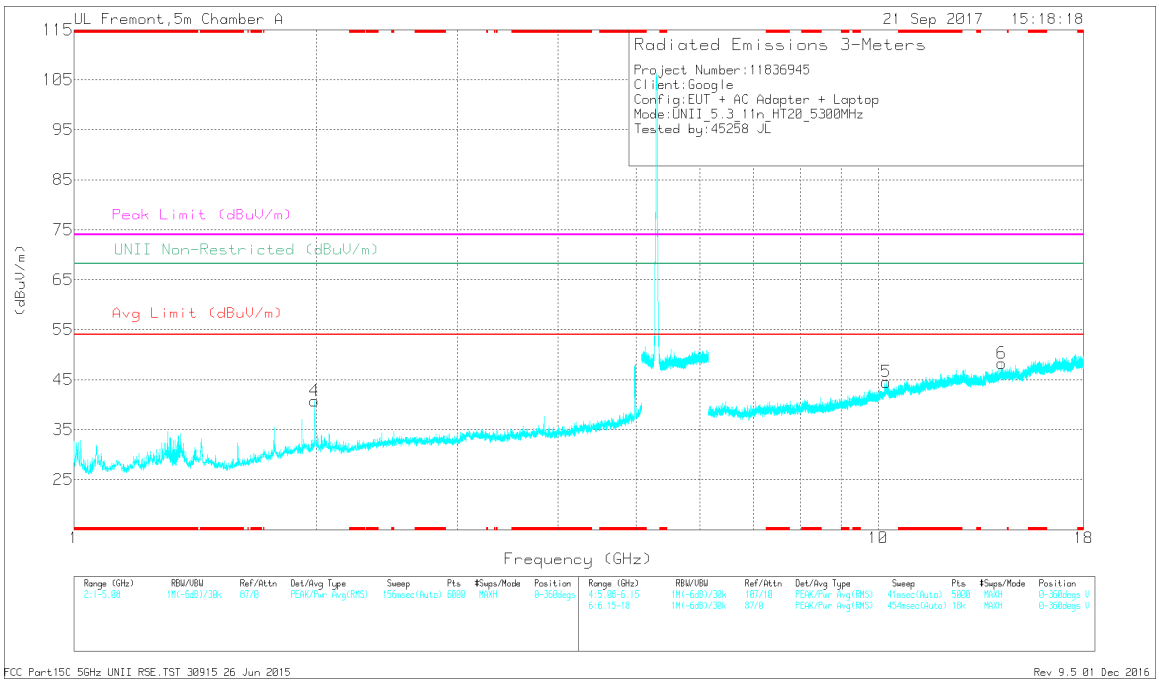

VERTICAL

UL VERIFICATION SERVICES INC.
47173 BENICIA STREET, FREMONT, CA 94538, USA TEL: (510) 771-1000 FAX: (510) 661-0888
This report shall not be reproduced except in full, without the written approval of UL Verification Services Inc.

RADIATED EMISSIONS

Marker	Frequency (GHz)	Meter Reading (dBuV)	Det	AF T862 (dB/m)	Amp/Cbl/Fltr/Pad (dB)	DC Corr (dB)	Corrected Reading (dBuV/m)	Avg Limit (dBuV/m)	Margin (dB)	Peak Limit (dBuV/m)	PK Margin (dB)	UNII Non-Restricted (dBuV/m)	PK Margin (dB)	Azimuth (Degs)	Height (cm)	Polarity
1	* 1.44	51.85	PK-U	28.7	-32.6	0	47.95	-	-	74	-26.05	-	-	65	207	H
	* 1.44	40.7	ADR	28.7	-32.6	0	36.8	54	-17.2	-	-	-	-	65	207	H
3	* 3.84	42.61	PK-U	33	-29.1	0	46.51	-	-	74	-27.49	-	-	330	109	H
	* 3.84	36.7	ADR	33	-29.1	0	40.6	54	-13.4	-	-	-	-	330	109	H
2	1.92	46.72	PK-U	31.2	-32.7	0	45.22	-	-	-	-	68.2	-22.98	267	199	H
4	1.993	50.72	PK-U	31.4	-31.9	0	50.22	-	-	-	-	68.2	-17.98	237	207	V
5	10.24	32.12	PK-U	37.5	-19.6	0	50.02	-	-	-	-	68.2	-18.18	360	238	V
6	14.246	32.35	PK-U	39.6	-19.4	0	52.55	-	-	-	-	68.2	-15.65	353	175	V

* - indicates frequency in CFR47 Pt 15 / IC RSS-Restricted Band
PK-U - U-NII: Maximum Peak
ADR - U-NII AD primary method, RMS average

UL VERIFICATION SERVICES INC.
47173 BENICIA STREET, FREMONT, CA 94538, USA TEL: (510) 771-1000 FAX: (510) 661-0888
This report shall not be reproduced except in full, without the written approval of UL Verification Services Inc.

HIGH CHANNEL RESULTS

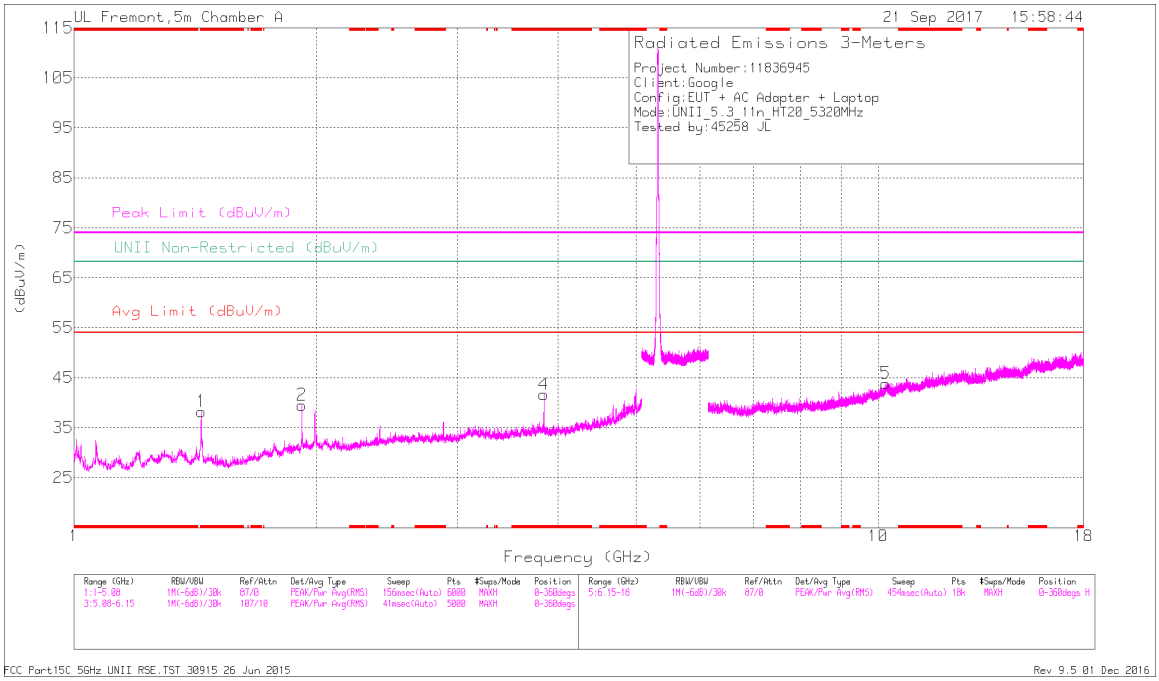

HORIZONTAL

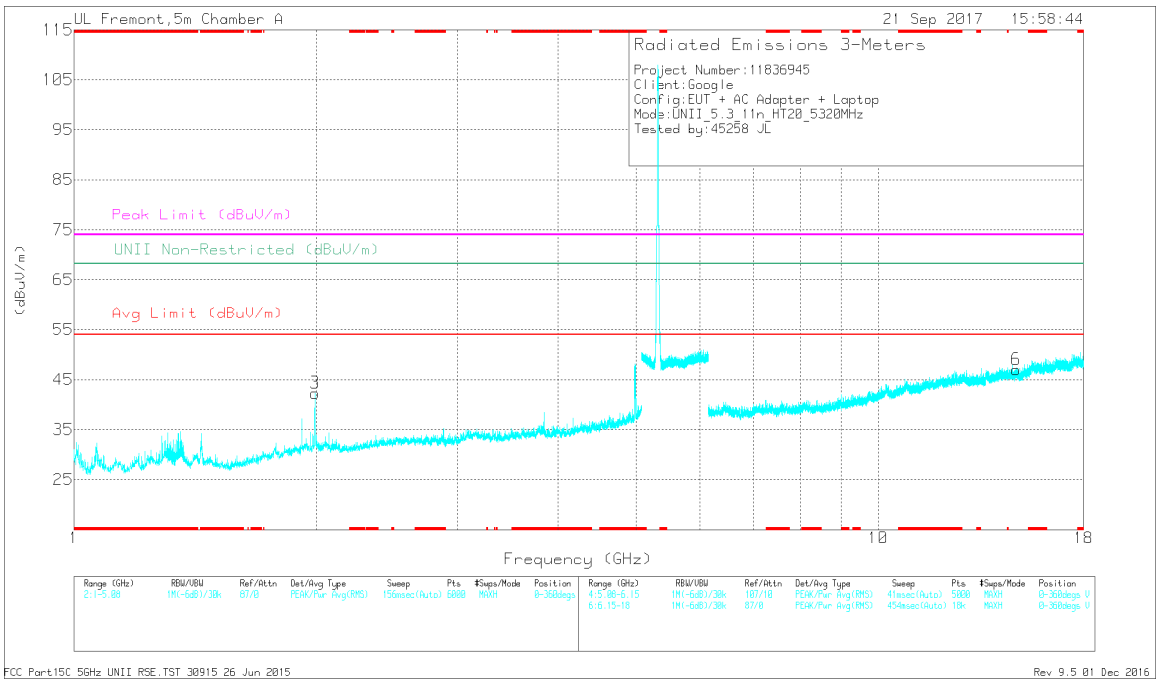

VERTICAL

UL VERIFICATION SERVICES INC.
47173 BENICIA STREET, FREMONT, CA 94538, USA TEL: (510) 771-1000 FAX: (510) 661-0888
This report shall not be reproduced except in full, without the written approval of UL Verification Services Inc.

RADIATED EMISSIONS

Marker	Frequency (GHz)	Meter Reading (dBuV)	Det	AF T862 (dB/m)	Amp/Cbl/Fltr/Pad (dB)	DC Corr (dB)	Corrected Reading (dBuV/m)	Avg Limit (dBuV/m)	Margin (dB)	Peak Limit (dBuV/m)	PK Margin (dB)	UNII Non-Restricted (dBuV/m)	PK Margin (dB)	Azimuth (Degs)	Height (cm)	Polarity
1	* 1.44	51.12	PK-U	28.7	-32.6	0	47.22	-	-	74	-26.78	-	-	71	175	H
	* 1.44	39.75	ADR	28.7	-32.6	0	35.85	54	-18.15	-	-	-	-	71	175	H
4	* 3.84	42.45	PK-U	33	-29.1	0	46.35	-	-	74	-27.65	-	-	325	343	H
	* 3.84	35.26	ADR	33	-29.1	0	39.16	54	-14.84	-	-	-	-	325	343	H
2	1.92	46.62	PK-U	31.2	-32.7	0	45.12	-	-	-	-	68.2	-23.08	270	198	H
3	1.994	53.09	PK-U	31.4	-31.9	0	52.59	-	-	-	-	68.2	-15.61	247	342	V
5	10.219	32.33	PK-U	37.5	-20	0	49.83	-	-	-	-	68.2	-18.37	217	194	H
6	14.842	32.08	PK-U	39.9	-19	0	52.98	-	-	-	-	68.2	-15.22	318	242	V

* - indicates frequency in CFR47 Pt 15 / IC RSS-Restricted Band
PK-U - U-NII: Maximum Peak
ADR - U-NII AD primary method, RMS average

UL VERIFICATION SERVICES INC.
47173 BENICIA STREET, FREMONT, CA 94538, USA TEL: (510) 771-1000 FAX: (510) 661-0888
This report shall not be reproduced except in full, without the written approval of UL Verification Services Inc.

2TX Chain 0 + Chain 1 CDD MODE

BANDEDGE (HIGH CHANNEL)

HORIZONTAL RESULT

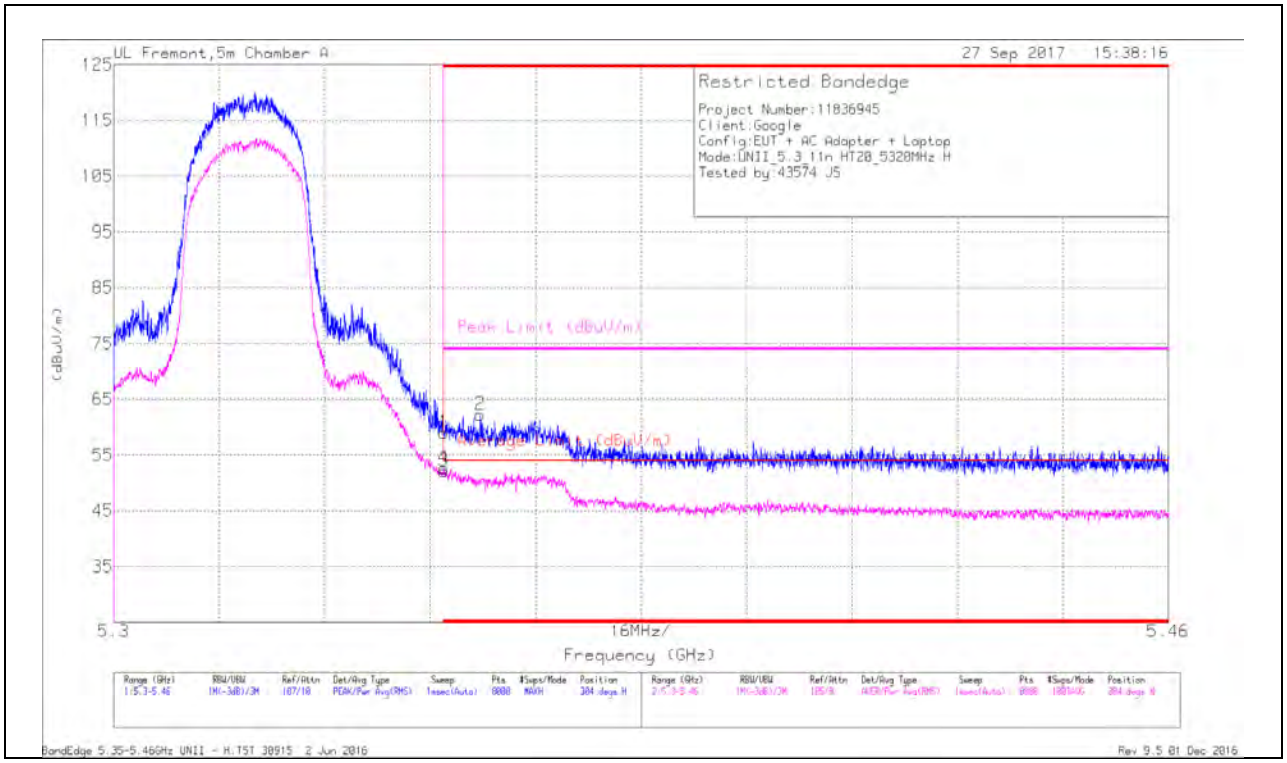

Marker	Frequency (GHz)	Meter Reading (dBuV)	Det	AF T862 (dB/m)	Amp/Cbl/Fltr/Pad (dB)	DC Corr (dB)	Corrected Reading (dBuV/m)	Average Limit (dBuV/m)	Margin (dB)	Peak Limit (dBuV/m)	PK Margin (dB)	Azimuth (Degs)	Height (cm)	Polarity
1	* 5.35	42.63	Pk	34.6	-18.3	0	58.93	-	-	74	-15.07	304	287	H
3	* 5.35	35.86	RMS	34.6	-18.3	0	52.16	54	-1.84	-	-	304	287	H
4	* 5.35	36.32	RMS	34.6	-18.3	0	52.62	54	-1.38	-	-	304	287	H
2	* 5.356	45.94	Pk	34.6	-18.3	0	62.24	-	-	74	-11.76	304	287	H

* - indicates frequency in CFR47 Pt 15 / IC RSS-Restricted Band
Pk - Peak detector
RMS - RMS detection

UL VERIFICATION SERVICES INC.
47173 BENICIA STREET, FREMONT, CA 94538, USA TEL: (510) 771-1000 FAX: (510) 661-0888
This report shall not be reproduced except in full, without the written approval of UL Verification Services Inc.

VERTICAL RESULT

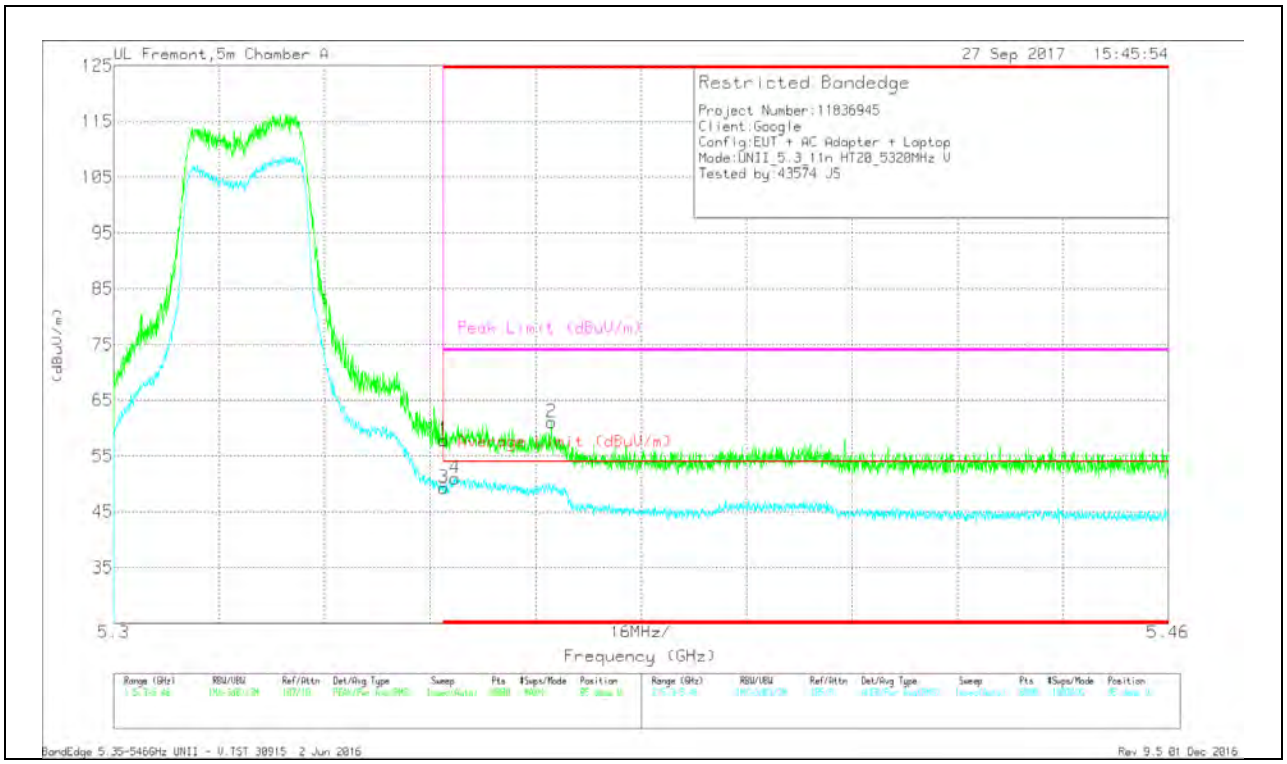

Marker	Frequency (GHz)	Meter Reading (dBuV)	Det	AF T862 (dB/m)	Amp/Cbl/Fltr/Pad (dB)	DC Corr (dB)	Corrected Reading (dBuV/m)	Average Limit (dBuV/m)	Margin (dB)	Peak Limit (dBuV/m)	PK Margin (dB)	Azimuth (Degs)	Height (cm)	Polarity
1	* 5.35	41.58	Pk	34.6	-18.3	0	57.88	-	-	74	-16.12	95	269	V
3	* 5.35	32.97	RMS	34.6	-18.3	0	49.27	54	-4.73	-	-	95	269	V
4	* 5.352	34.76	RMS	34.6	-18.3	0	51.06	54	-2.94	-	-	95	269	V
2	* 5.366	44.9	Pk	34.6	-18.4	0	61.1	-	-	74	-12.9	95	269	V

* - indicates frequency in CFR47 Pt 15 / IC RSS-Restricted Band
Pk - Peak detector
RMS - RMS detection

UL VERIFICATION SERVICES INC.
47173 BENICIA STREET, FREMONT, CA 94538, USA TEL: (510) 771-1000 FAX: (510) 661-0888
This report shall not be reproduced except in full, without the written approval of UL Verification Services Inc.

HARMONICS AND SPURIOUS EMISSIONS

LOW CHANNEL RESULTS

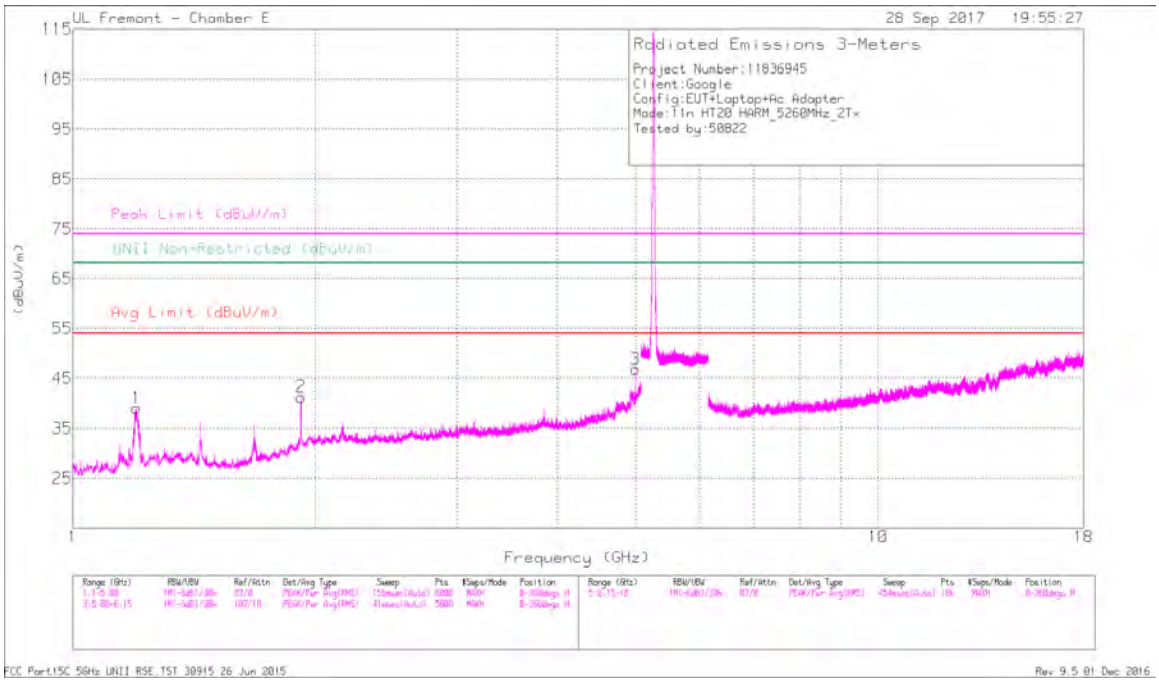

HORIZONTAL

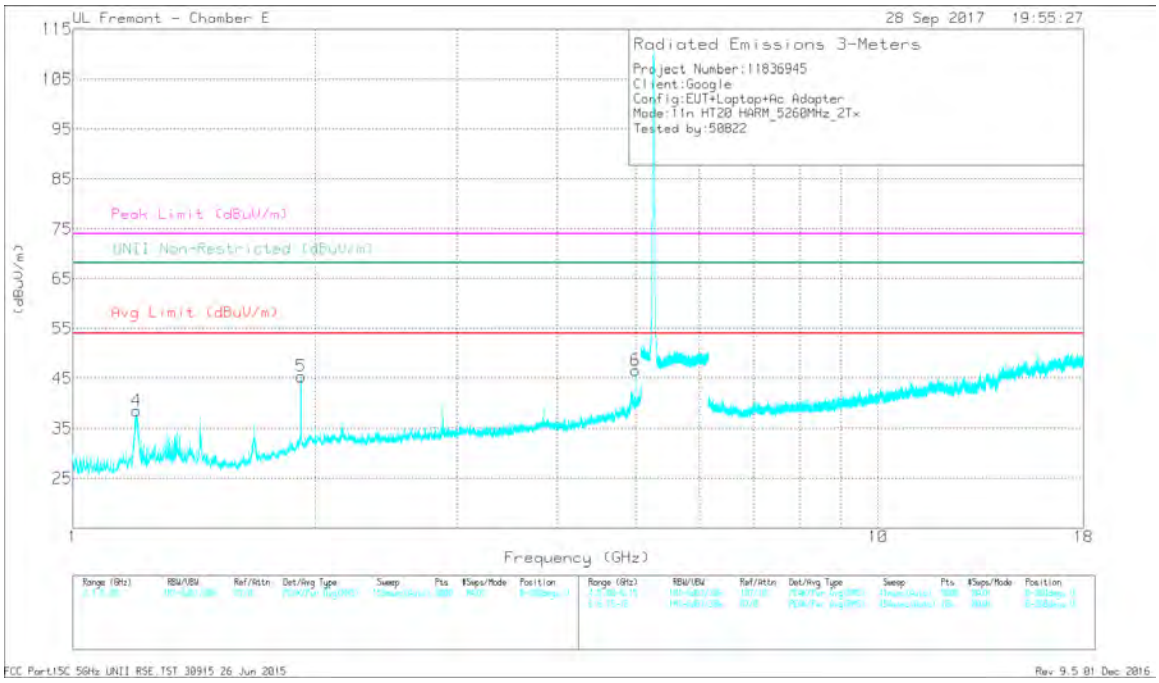

VERTICAL

UL VERIFICATION SERVICES INC.
47173 BENICIA STREET, FREMONT, CA 94538, USA TEL: (510) 771-1000 FAX: (510) 661-0888
This report shall not be reproduced except in full, without the written approval of UL Verification Services Inc.

RADIATED EMISSIONS

Marker	Frequency (GHz)	Meter Reading (dBuV)	Det	AF T346 (dB/m)	Amp/Cbl/Fltr/Pad (dB)	DC Corr (dB)	Corrected Reading (dBuV/m)	Avg Limit (dBuV/m)	Margin (dB)	Peak Limit (dBuV/m)	PK Margin (dB)	UNII Non-Restricted (dBuV/m)	PK Margin (dB)	Azimuth (Degs)	Height (cm)	Polarity
1	* 1.198	58.37	PK-U	27.9	-35.2	0	51.07	-	-	74	-22.93	-	-	55	121	H
	* 1.2	40.93	ADR	28	-35.2	0	33.73	54	-20.27	-	-	-	-	55	121	H
3	* 5	48.37	PK-U	34.5	-28.4	0	54.47	-	-	74	-19.53	-	-	178	174	H
	* 5	39.65	ADR	34.5	-28.4	0	45.75	54	-8.25	-	-	-	-	178	174	H
4	* 1.2	55.79	PK-U	28	-35.2	0	48.59	-	-	74	-25.41	-	-	74	109	V
	* 1.2	40.53	ADR	28	-35.2	0	33.33	54	-20.67	-	-	-	-	74	109	V
6	* 5	48.47	PK-U	34.5	-28.4	0	54.57	-	-	74	-19.43	-	-	119	310	V
	* 5	40.2	ADR	34.5	-28.4	0	46.3	54	-7.7	-	-	-	-	119	310	V
2	1.92	49.6	PK-U	31.1	-32.8	0	47.9	-	-	-	-	68.2	-20.3	356	216	H
5	1.92	51.13	PK-U	31.1	-32.8	0	49.43	-	-	-	-	68.2	-18.77	24	194	V

* - indicates frequency in CFR47 Pt 15 / IC RSS-Restricted Band
PK-U - U-NII: Maximum Peak
ADR - U-NII AD primary method, RMS average

UL VERIFICATION SERVICES INC.
47173 BENICIA STREET, FREMONT, CA 94538, USA TEL: (510) 771-1000 FAX: (510) 661-0888
This report shall not be reproduced except in full, without the written approval of UL Verification Services Inc.

MID CHANNEL RESULTS

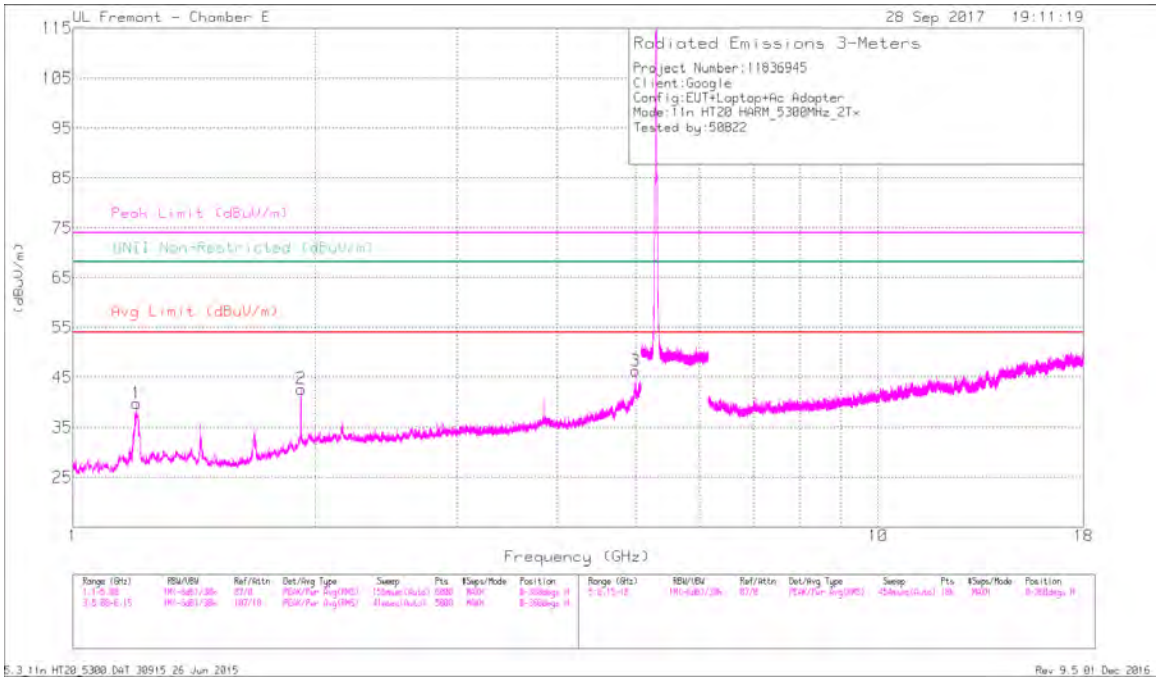

HORIZONTAL

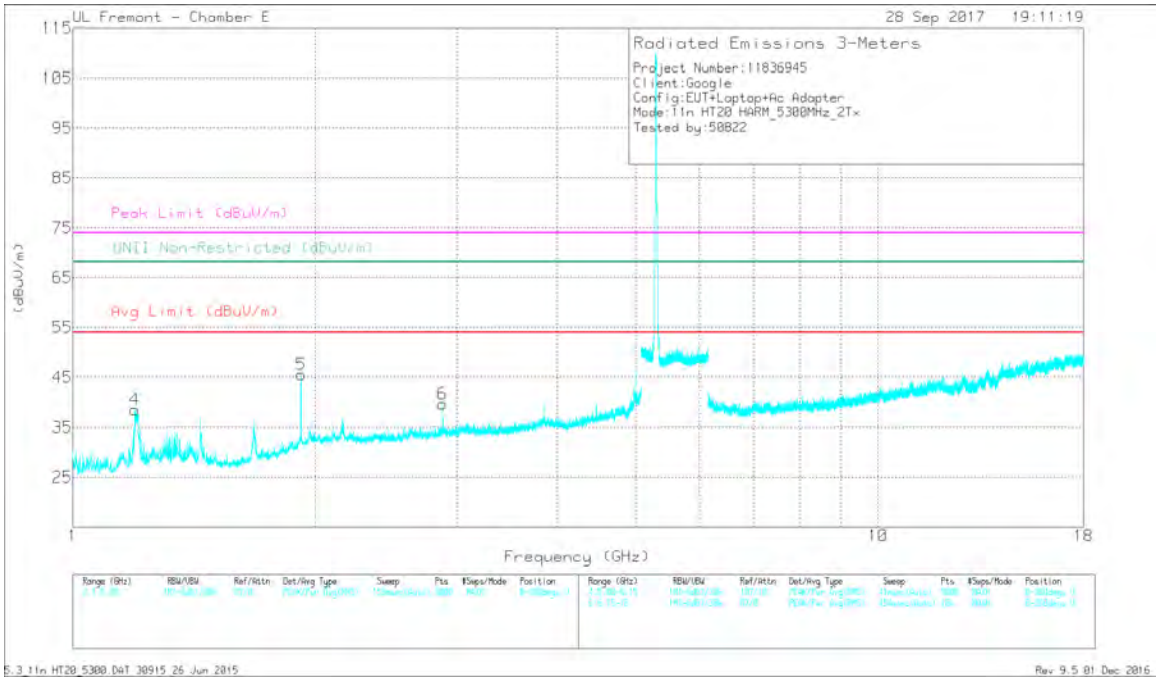

VERTICAL

UL VERIFICATION SERVICES INC.
47173 BENICIA STREET, FREMONT, CA 94538, USA TEL: (510) 771-1000 FAX: (510) 661-0888
This report shall not be reproduced except in full, without the written approval of UL Verification Services Inc.

RADIATED EMISSIONS

Marker	Frequency (GHz)	Meter Reading (dBuV)	Det	AF T346 (dB/m)	Amp/Cbl/Fltr/Pad (dB)	DC Corr (dB)	Corrected Reading (dBuV/m)	Avg Limit (dBuV/m)	Margin (dB)	Peak Limit (dBuV/m)	PK Margin (dB)	UNII Non-Restricted (dBuV/m)	PK Margin (dB)	Azimuth (Degs)	Height (cm)	Polarity
1	* 1.2	56.22	PK-U	28	-35.2	0	49.02	-	-	74	-24.98	-	-	33	194	H
	* 1.2	40.32	ADR	28	-35.2	0	33.12	54	-20.88	-	-	-	-	33	194	H
3	* 4.999	46.61	PK-U	34.5	-28.4	0	52.71	-	-	74	-21.29	-	-	166	209	H
	* 5	38.43	ADR	34.5	-28.4	0	44.53	54	-9.47	-	-	-	-	166	209	H
4	* 1.194	55.02	PK-U	27.9	-35.2	0	47.72	-	-	74	-26.28	-	-	58	107	V
	* 1.194	37.73	ADR	27.9	-35.2	0	30.43	54	-23.57	-	-	-	-	58	107	V
6	* 2.88	43.94	PK-U	32.8	-30.9	0	45.84	-	-	74	-28.16	-	-	56	105	V
	* 2.88	37.05	ADR	32.8	-30.9	0	38.95	54	-15.05	-	-	-	-	56	105	V
2	1.92	49.1	PK-U	31.1	-32.8	0	47.4	-	-	-	-	68.2	-20.8	356	252	H
5	1.92	50.8	PK-U	31.1	-32.8	0	49.1	-	-	-	-	68.2	-19.1	24	191	V

* - indicates frequency in CFR47 Pt 15 / IC RSS-Restricted Band
PK-U - U-NII: Maximum Peak
ADR - U-NII AD primary method, RMS average

UL VERIFICATION SERVICES INC.
47173 BENICIA STREET, FREMONT, CA 94538, USA TEL: (510) 771-1000 FAX: (510) 661-0888
This report shall not be reproduced except in full, without the written approval of UL Verification Services Inc.

HIGH CHANNEL RESULTS

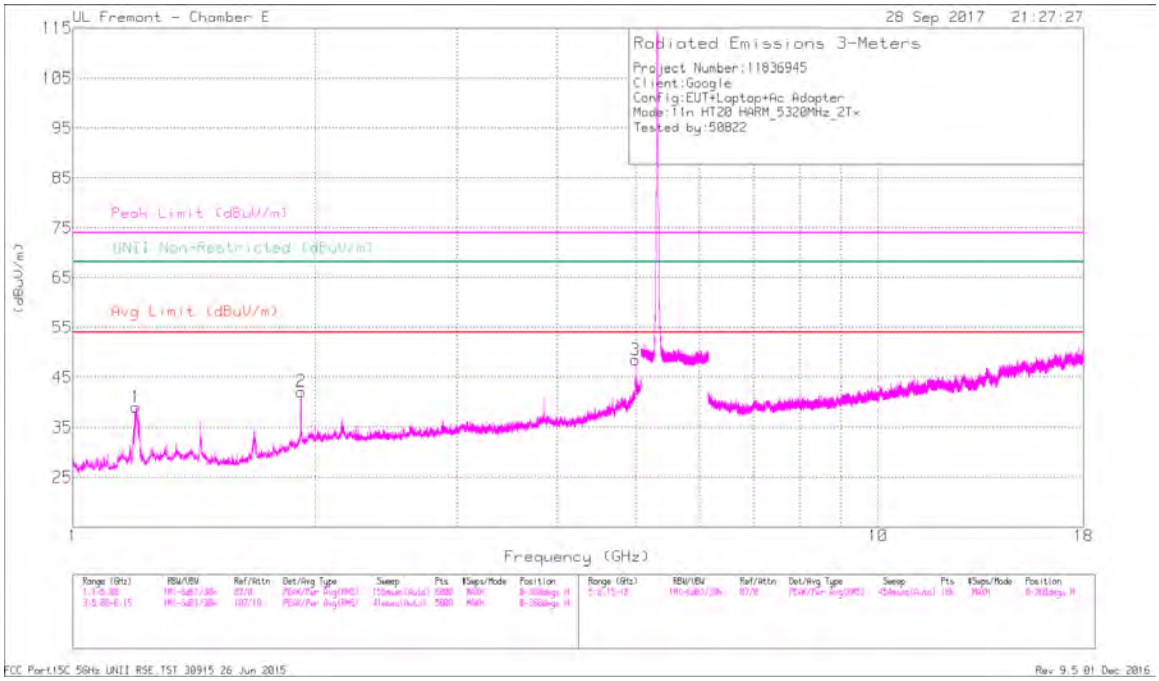

HORIZONTAL

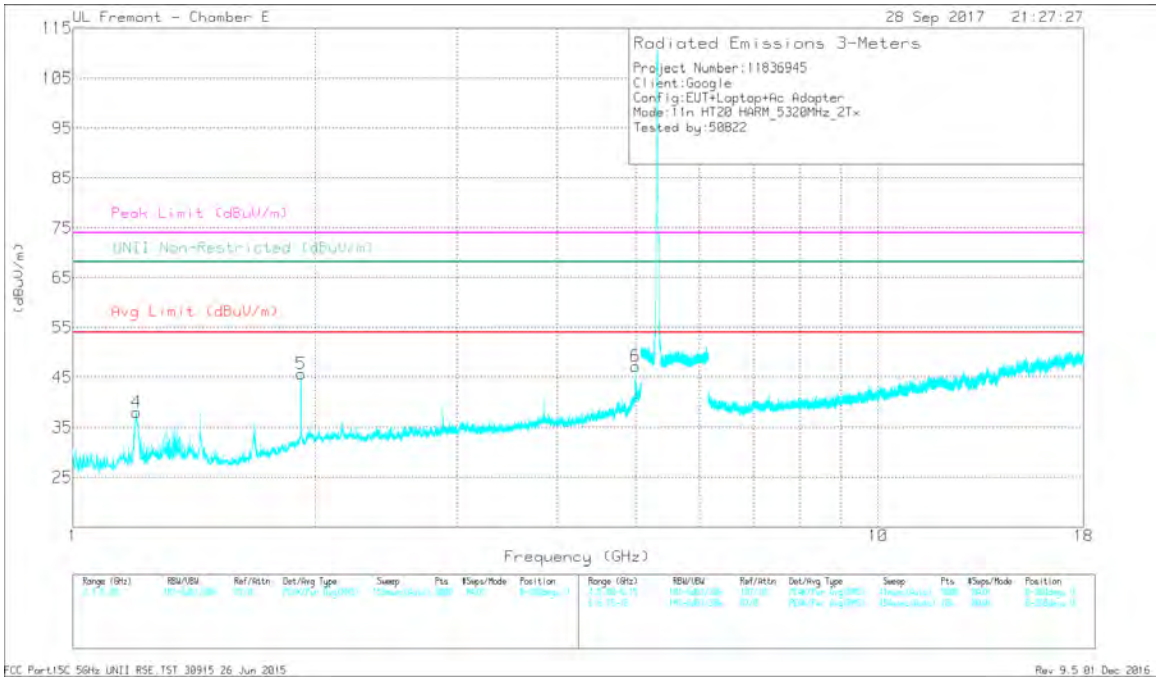

VERTICAL

UL VERIFICATION SERVICES INC.
47173 BENICIA STREET, FREMONT, CA 94538, USA TEL: (510) 771-1000 FAX: (510) 661-0888
This report shall not be reproduced except in full, without the written approval of UL Verification Services Inc.

RADIATED EMISSIONS

Marker	Frequency (GHz)	Meter Reading (dBuV)	Det	AF T346 (dB/m)	Amp/Cbl/Fltr/Pad (dB)	DC Corr (dB)	Corrected Reading (dBuV/m)	Avg Limit (dBuV/m)	Margin (dB)	Peak Limit (dBuV/m)	PK Margin (dB)	UNII Non-Restricted (dBuV/m)	PK Margin (dB)	Azimuth (Degs)	Height (cm)	Polarity
1	* 1.197	57.11	PK-U	27.9	-35.2	0	49.81	-	-	74	-24.19	-	-	61	184	H
	* 1.197	40.84	ADR	27.9	-35.2	0	33.54	54	-20.46	-	-	-	-	61	184	H
3	* 5	48.87	PK-U	34.5	-28.4	0	54.97	-	-	74	-19.03	-	-	172	136	H
	* 5	40.16	ADR	34.5	-28.4	0	46.26	54	-7.74	-	-	-	-	172	136	H
4	* 1.2	55.69	PK-U	28	-35.2	0	48.49	-	-	74	-25.51	-	-	61	132	V
	* 1.2	40.25	ADR	28	-35.2	0	33.05	54	-20.95	-	-	-	-	61	132	V
6	* 5	50.95	PK-U	34.5	-28.4	0	57.05	-	-	74	-16.95	-	-	124	314	V
	* 5	41.83	ADR	34.5	-28.4	0	47.93	54	-6.07	-	-	-	-	124	314	V
2	1.92	50.01	PK-U	31.1	-32.8	0	48.31	-	-	-	-	68.2	-19.89	353	250	H
5	1.92	51.15	PK-U	31.1	-32.8	0	49.45	-	-	-	-	68.2	-18.75	25	191	V

* - indicates frequency in CFR47 Pt 15 / IC RSS-Restricted Band
PK-U - U-NII: Maximum Peak
ADR - U-NII AD primary method, RMS average

UL VERIFICATION SERVICES INC.
47173 BENICIA STREET, FREMONT, CA 94538, USA TEL: (510) 771-1000 FAX: (510) 661-0888
This report shall not be reproduced except in full, without the written approval of UL Verification Services Inc.

9.1.7. TX ABOVE 1 GHz 802.11n HT40 MODE IN THE 5.3 GHz BAND

1TX Chain 0

BANDEDGE (HIGH CHANNEL)

HORIZONTAL RESULT

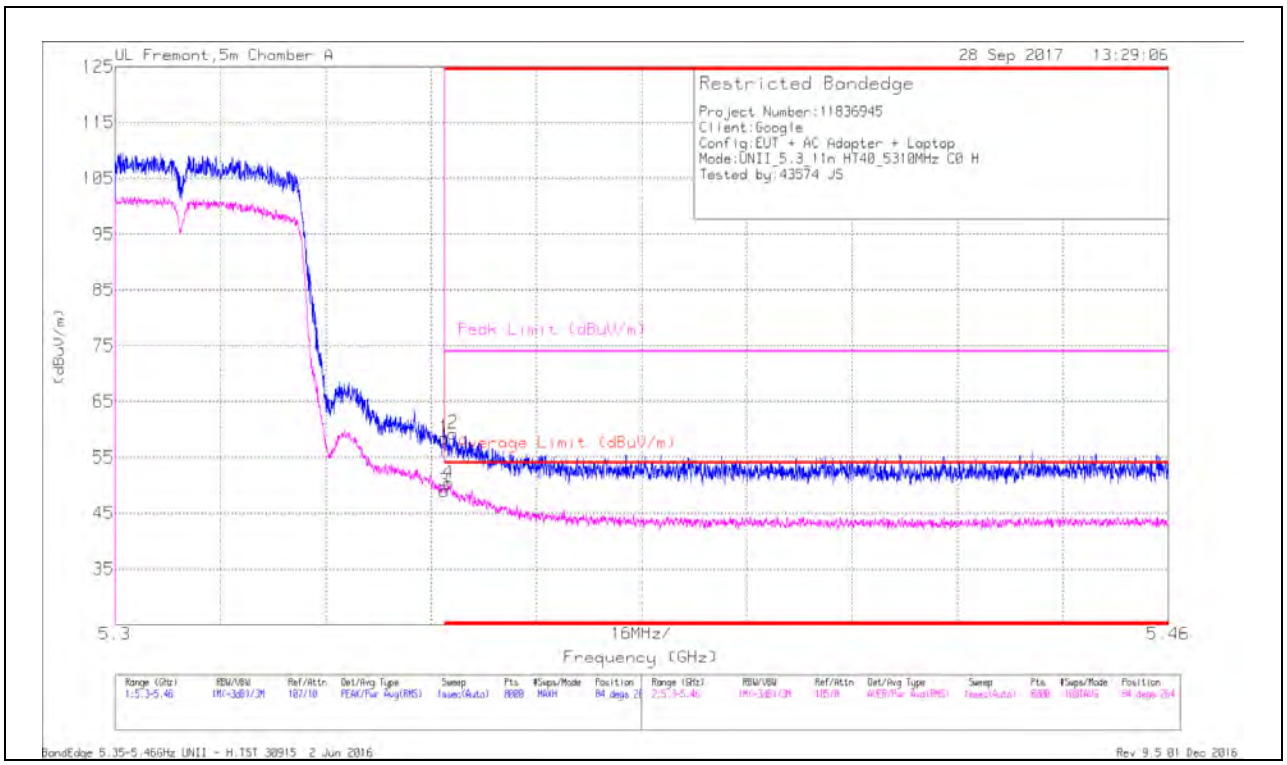

Marker	Frequency (GHz)	Meter Reading (dBuV)	Det	AF T862 (dB/m)	Amp/Cbl/Fltr/Pad (dB)	DC Corr (dB)	Corrected Reading (dBuV/m)	Average Limit (dBuV/m)	Margin (dB)	Peak Limit (dBuV/m)	PK Margin (dB)	Azimuth (Degs)	Height (cm)	Polarity
1	* 5.35	42.16	Pk	34.6	-18.3	0	58.46	-	-	74	-15.54	84	264	H
3	* 5.35	32.49	RMS	34.6	-18.3	.17	48.96	54	-5.04	-	-	84	264	H
2	* 5.351	42.97	Pk	34.6	-18.3	0	59.27	-	-	74	-14.73	84	264	H
4	* 5.351	34.03	RMS	34.6	-18.4	.17	50.4	54	-3.6	-	-	84	264	H

* - indicates frequency in CFR47 Pt 15 / IC RSS-Restricted Band
Pk - Peak detector
RMS - RMS detection

UL VERIFICATION SERVICES INC.
47173 BENICIA STREET, FREMONT, CA 94538, USA TEL: (510) 771-1000 FAX: (510) 661-0888
This report shall not be reproduced except in full, without the written approval of UL Verification Services Inc.

VERTICAL RESULT

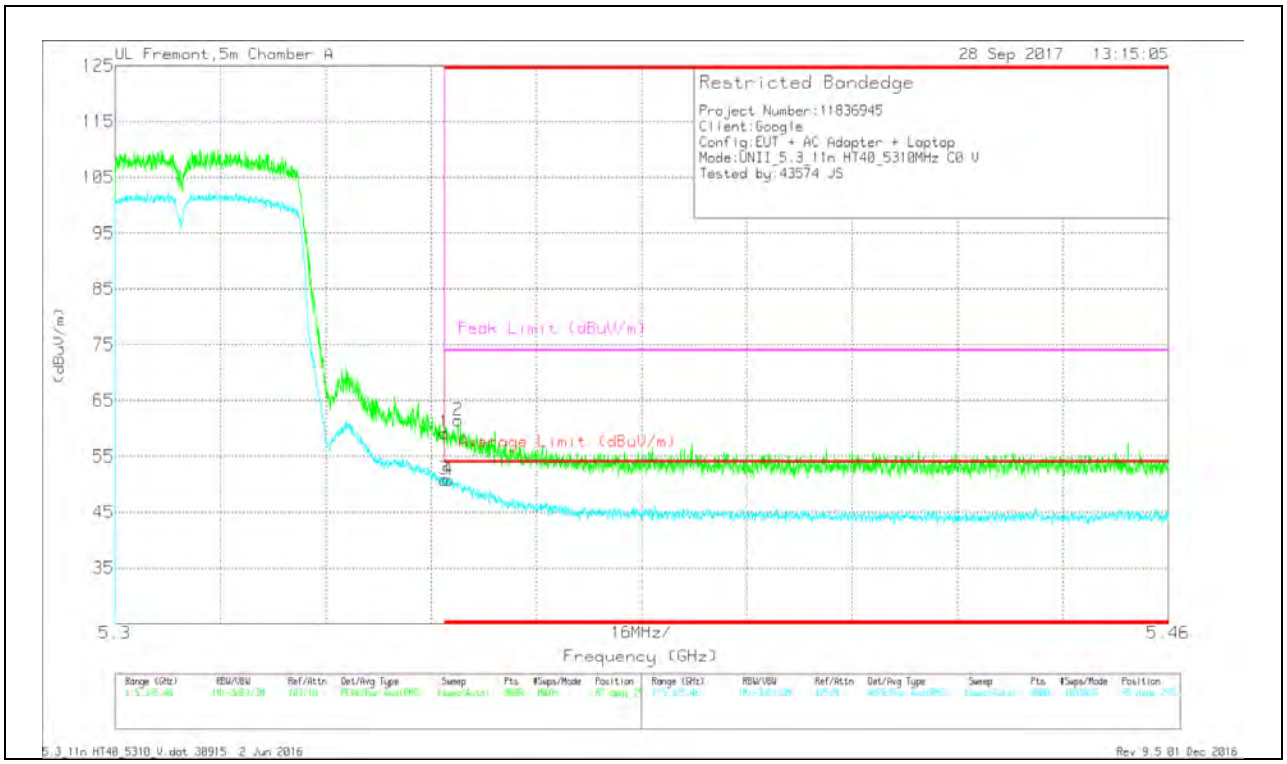

Marker	Frequency (GHz)	Meter Reading (dBuV)	Det	AF T862 (dB/m)	Amp/Cbl/Fltr/Pad (dB)	DC Corr (dB)	Corrected Reading (dBuV/m)	Average Limit (dBuV/m)	Margin (dB)	Peak Limit (dBuV/m)	PK Margin (dB)	Azimuth (Degs)	Height (cm)	Polarity
1	* 5.35	42.88	Pk	34.6	-18.3	0	59.18	-	-	74	-14.82	87	255	V
3	* 5.35	34.57	RMS	34.6	-18.3	.17	51.04	54	-2.96	-	-	87	255	V
4	* 5.351	34.6	RMS	34.6	-18.4	.17	50.97	54	-3.03	-	-	87	255	V
2	* 5.352	45.13	Pk	34.6	-18.3	0	61.43	-	-	74	-12.57	87	255	V

* - indicates frequency in CFR47 Pt 15 / IC RSS-Restricted Band
Pk - Peak detector
RMS - RMS detection

UL VERIFICATION SERVICES INC.
47173 BENICIA STREET, FREMONT, CA 94538, USA TEL: (510) 771-1000 FAX: (510) 661-0888
This report shall not be reproduced except in full, without the written approval of UL Verification Services Inc.

HARMONICS AND SPURIOUS EMISSIONS

LOW CHANNEL RESULTS

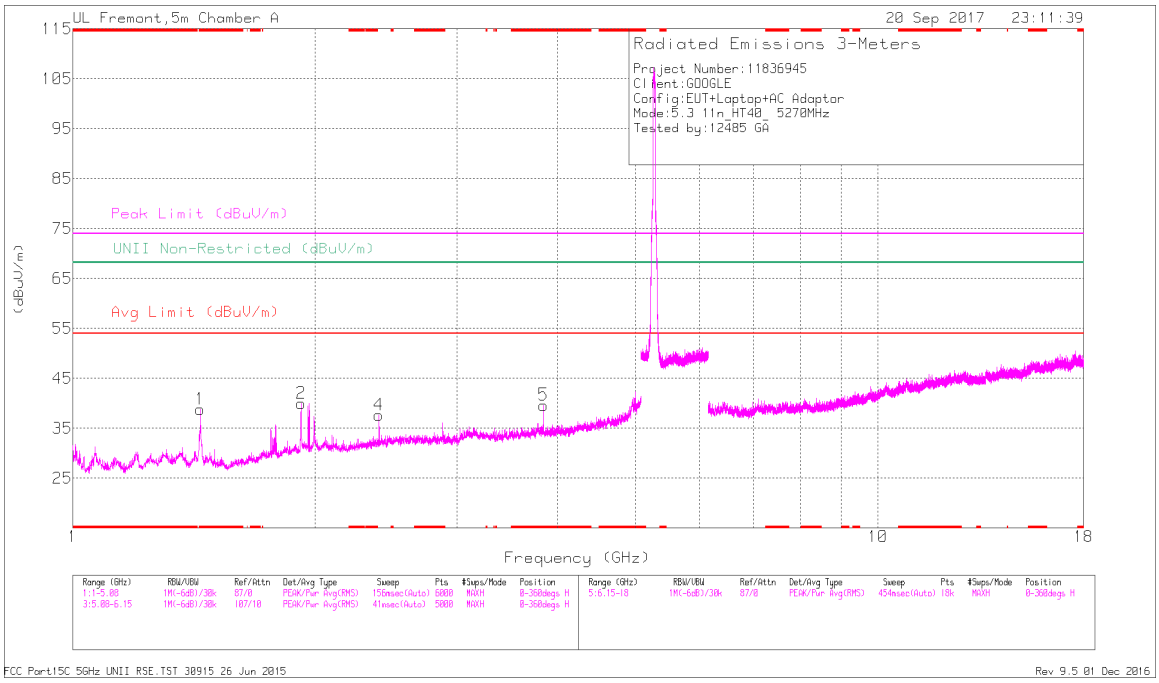

HORIZONTAL

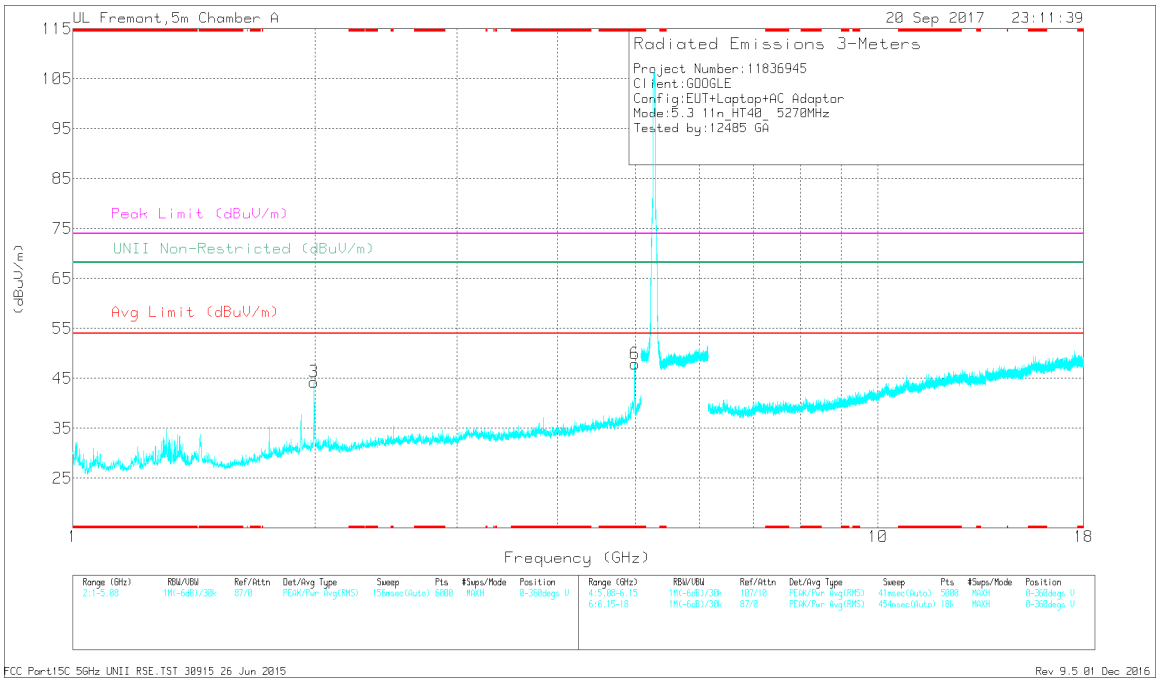

VERTICAL

UL VERIFICATION SERVICES INC.
47173 BENICIA STREET, FREMONT, CA 94538, USA TEL: (510) 771-1000 FAX: (510) 661-0888
This report shall not be reproduced except in full, without the written approval of UL Verification Services Inc.

RADIATED EMISSIONS

Marker	Frequency (GHz)	Meter Reading (dBuV)	Det	AF T862 (dB/m)	Amp/Cbl/Fltr/Pad (dB)	DC Corr (dB)	Corrected Reading (dBuV/m)	Avg Limit (dBuV/m)	Margin (dB)	Peak Limit (dBuV/m)	PK Margin (dB)	UNII Non-Restricted (dBuV/m)	PK Margin (dB)	Azimuth (Degs)	Height (cm)	Polarity
1	* 1.44	54.39	PK-U	28.7	-32.6	0	50.49	-	-	74	-23.51	-	-	200	112	H
	* 1.44	42.06	ADR	28.7	-32.6	.17	38.33	54	-15.67	-	-	-	-	200	112	H
5	* 3.84	41.83	PK-U	33	-29.1	0	45.73	-	-	74	-28.27	-	-	201	231	H
	* 3.84	35.33	ADR	33	-29.1	.17	39.4	54	-14.6	-	-	-	-	201	231	H
6	* 4.988	45.43	PK-U	34.3	-26.7	0	53.03	-	-	74	-20.97	-	-	183	214	V
	* 4.989	34.34	ADR	34.3	-26.7	.17	42.11	54	-11.89	-	-	-	-	183	214	V
2	1.92	45.66	PK-U	31.2	-32.7	0	44.16	-	-	-	-	68.2	-24.04	146	197	H
3	1.992	51.62	PK-U	31.4	-31.9	0	51.12	-	-	-	-	68.2	-17.08	338	196	V
4	2.4	42.38	PK-U	31.8	-31.5	0	42.68	-	-	-	-	68.2	-25.52	192	231	H

* - indicates frequency in CFR47 Pt 15 / IC RSS-Restricted Band
PK-U - U-NII: Maximum Peak
ADR - U-NII AD primary method, RMS average

UL VERIFICATION SERVICES INC.
47173 BENICIA STREET, FREMONT, CA 94538, USA TEL: (510) 771-1000 FAX: (510) 661-0888
This report shall not be reproduced except in full, without the written approval of UL Verification Services Inc.

HIGH CHANNEL RESULTS

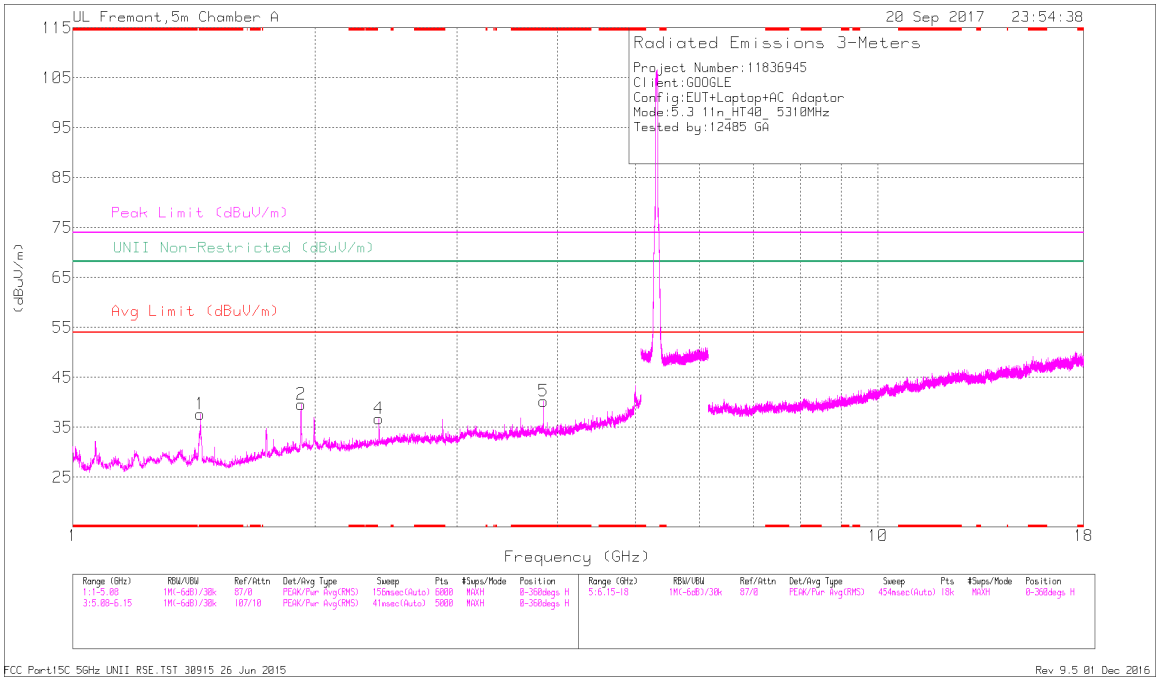

HORIZONTAL

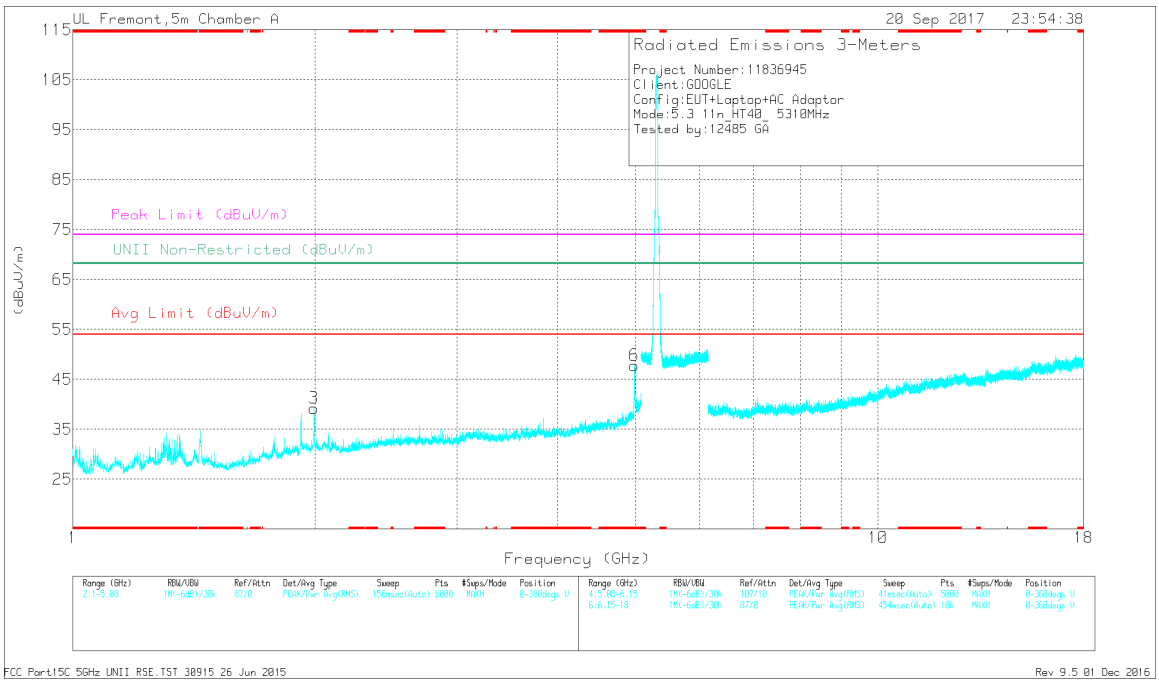

VERTICAL

UL VERIFICATION SERVICES INC.
47173 BENICIA STREET, FREMONT, CA 94538, USA TEL: (510) 771-1000 FAX: (510) 661-0888
This report shall not be reproduced except in full, without the written approval of UL Verification Services Inc.

RADIATED EMISSIONS

Marker	Frequency (GHz)	Meter Reading (dBuV)	Det	AF T862 (dB/m)	Amp/Cbl/Fltr/Pad (dB)	DC Corr (dB)	Corrected Reading (dBuV/m)	Avg Limit (dBuV/m)	Margin (dB)	Peak Limit (dBuV/m)	PK Margin (dB)	UNII Non-Restricted (dBuV/m)	PK Margin (dB)	Azimuth (Degs)	Height (cm)	Polarity
1	* 1.44	53.18	PK-U	28.7	-32.6	0	49.28	-	-	74	-24.72	-	-	202	112	H
	* 1.44	42.86	ADR	28.7	-32.6	.17	39.13	54	-14.87	-	-	-	-	202	112	H
5	* 3.841	41.35	PK-U	33	-29.1	0	45.25	-	-	74	-28.75	-	-	201	158	H
	* 3.84	35.33	ADR	33	-29.1	.17	39.4	54	-14.6	-	-	-	-	201	158	H
6	* 4.979	46.64	PK-U	34.3	-27	0	53.94	-	-	74	-20.06	-	-	257	216	V
	* 4.979	36.59	ADR	34.3	-27	.17	44.06	54	-9.94	-	-	-	-	257	216	V
2	1.92	46.11	PK-U	31.2	-32.7	0	44.61	-	-	-	-	68.2	-23.59	149	202	H
3	1.993	49.21	PK-U	31.4	-31.9	0	48.71	-	-	-	-	68.2	-19.49	78	204	V
4	2.4	42.46	PK-U	31.8	-31.5	0	42.76	-	-	-	-	68.2	-25.44	198	209	H

* - indicates frequency in CFR47 Pt 15 / IC RSS-Restricted Band
PK-U - U-NII: Maximum Peak
ADR - U-NII AD primary method, RMS average

UL VERIFICATION SERVICES INC.
47173 BENICIA STREET, FREMONT, CA 94538, USA TEL: (510) 771-1000 FAX: (510) 661-0888
This report shall not be reproduced except in full, without the written approval of UL Verification Services Inc.

1TX Chain 1

BANDEDGE (HIGH CHANNEL)

HORIZONTAL RESULT

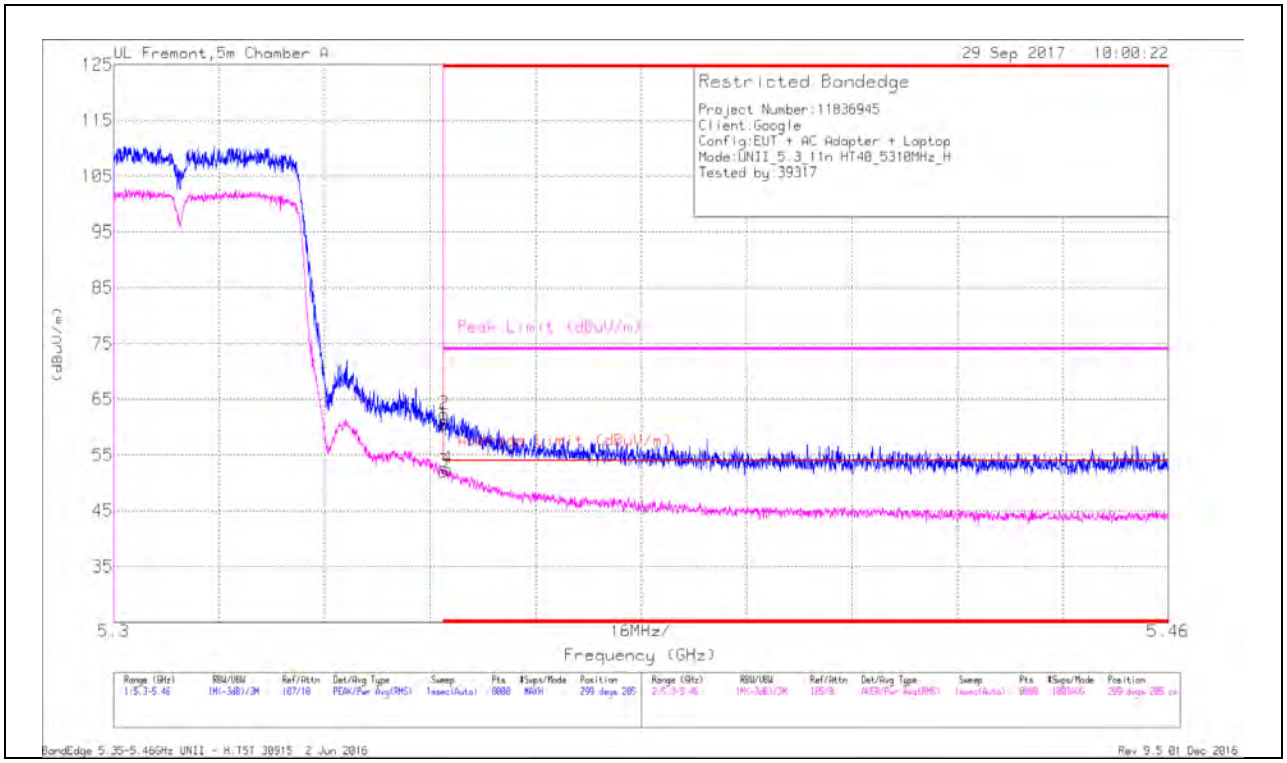

Marker	Frequency (GHz)	Meter Reading (dBuV)	Det	AF T862 (dB/m)	Amp/Cbl/Fltr/Pad (dB)	DC Corr (dB)	Corrected Reading (dBuV/m)	Average Limit (dBuV/m)	Margin (dB)	Peak Limit (dBuV/m)	PK Margin (dB)	Azimuth (Degs)	Height (cm)	Polarity
1	* 5.35	44.15	Pk	34.6	-18.3	0	60.45	-	-	74	-13.55	299	285	H
2	* 5.35	46.06	Pk	34.6	-18.3	0	62.36	-	-	74	-11.64	299	285	H
3	* 5.35	35.63	RMS	34.6	-18.3	.12	52.05	54	-1.95	-	-	299	285	H
4	* 5.351	36.19	RMS	34.6	-18.4	.12	52.51	54	-1.49	-	-	299	285	H

* - indicates frequency in CFR47 Pt 15 / IC RSS-Restricted Band
Pk - Peak detector
RMS - RMS detection

UL VERIFICATION SERVICES INC.
47173 BENICIA STREET, FREMONT, CA 94538, USA TEL: (510) 771-1000 FAX: (510) 661-0888
This report shall not be reproduced except in full, without the written approval of UL Verification Services Inc.

VERTICAL RESULT

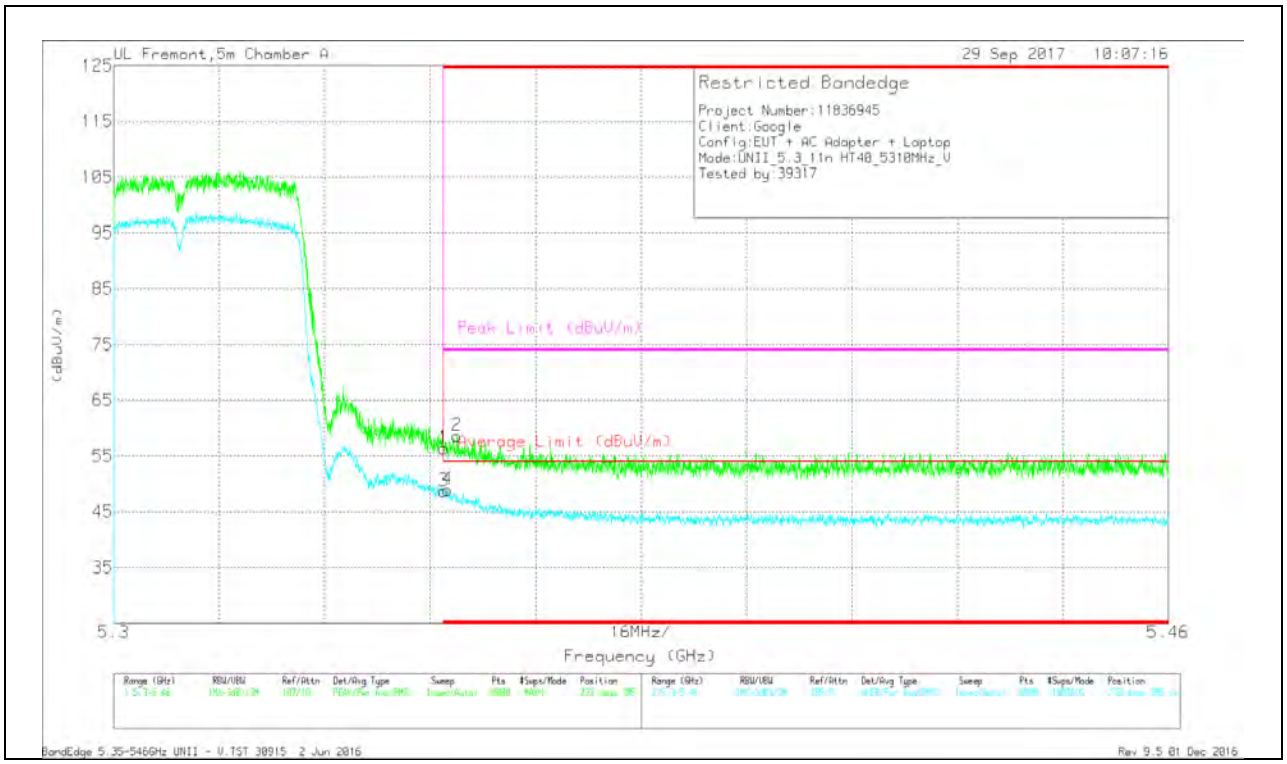

Marker	Frequency (GHz)	Meter Reading (dBuV)	Det	AF T862 (dB/m)	Amp/Cbl/Fltr/Pad (dB)	DC Corr (dB)	Corrected Reading (dBuV/m)	Average Limit (dBuV/m)	Margin (dB)	Peak Limit (dBuV/m)	PK Margin (dB)	Azimuth (Degs)	Height (cm)	Polarity
1	* 5.35	40.03	Pk	34.6	-18.3	0	56.33	-	-	74	-17.67	233	385	V
3	* 5.35	32.31	RMS	34.6	-18.3	.12	48.73	54	-5.27	-	-	233	385	V
4	* 5.351	32.55	RMS	34.6	-18.4	.12	48.87	54	-5.13	-	-	233	385	V
2	* 5.352	42.31	Pk	34.6	-18.3	0	58.61	-	-	74	-15.39	233	385	V

* - indicates frequency in CFR47 Pt 15 / IC RSS-Restricted Band
Pk - Peak detector
RMS - RMS detection

UL VERIFICATION SERVICES INC.
47173 BENICIA STREET, FREMONT, CA 94538, USA TEL: (510) 771-1000 FAX: (510) 661-0888
This report shall not be reproduced except in full, without the written approval of UL Verification Services Inc.

HARMONICS AND SPURIOUS EMISSIONS

LOW CHANNEL RESULTS

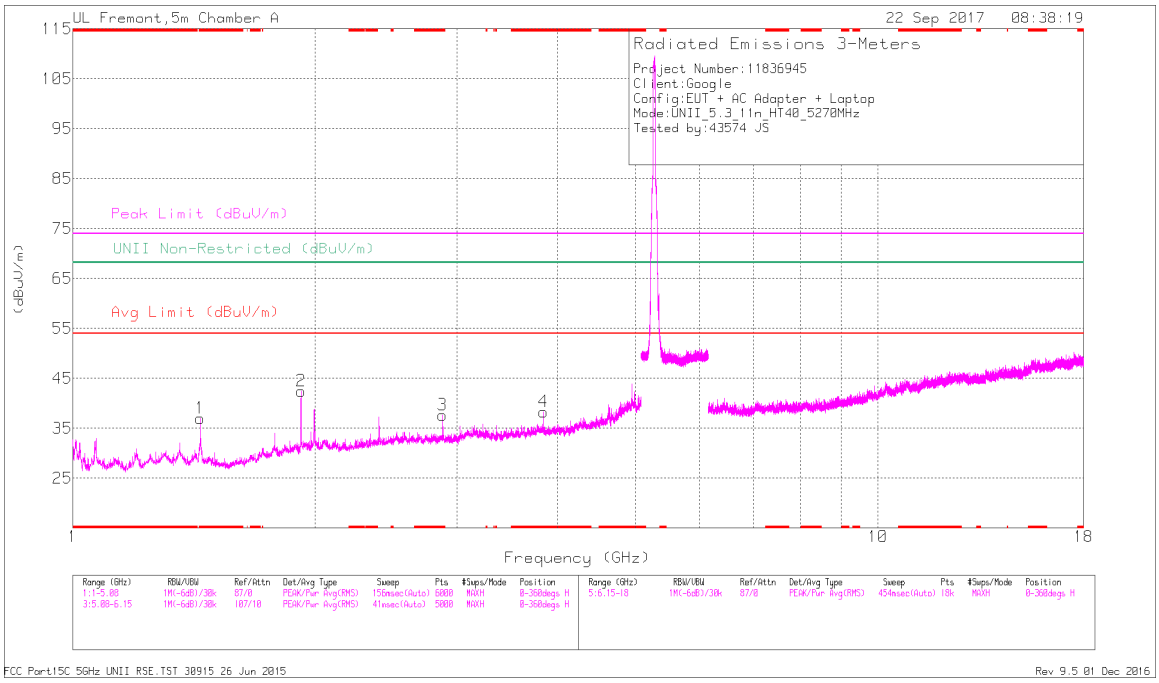

HORIZONTAL

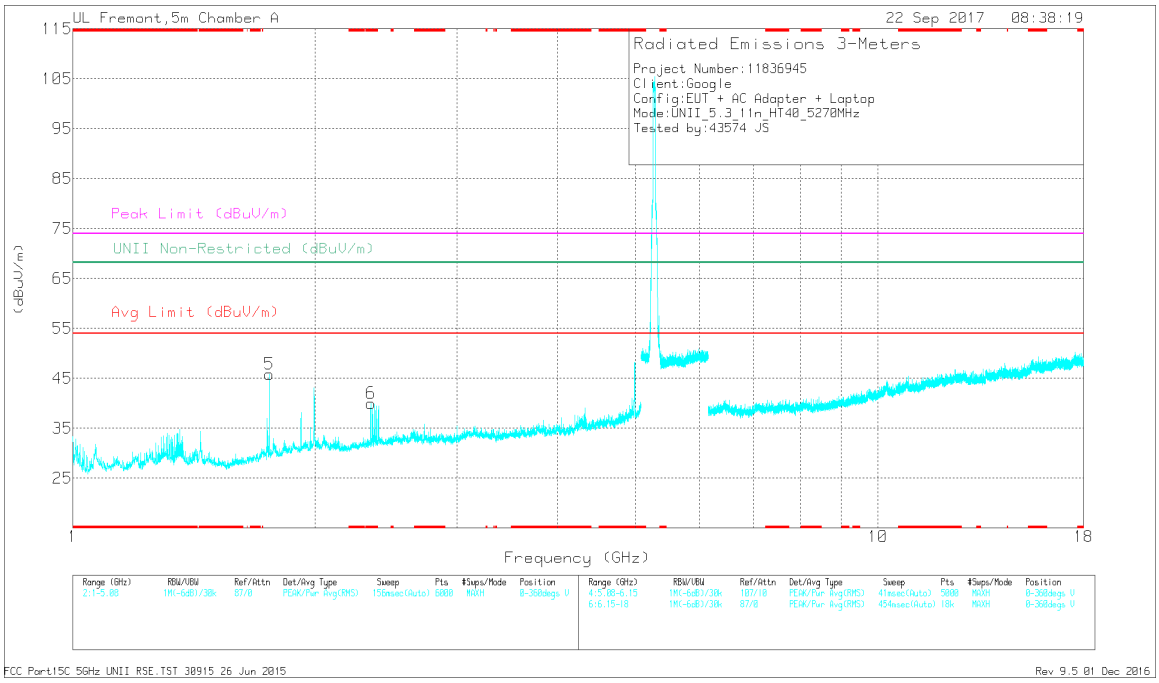

VERTICAL

UL VERIFICATION SERVICES INC.
47173 BENICIA STREET, FREMONT, CA 94538, USA TEL: (510) 771-1000 FAX: (510) 661-0888
This report shall not be reproduced except in full, without the written approval of UL Verification Services Inc.

RADIATED EMISSIONS

Marker	Frequency (GHz)	Meter Reading (dBuV)	Det	AF T862 (dB/m)	Amp/Cbl/Fltr/Pad (dB)	DC Corr (dB)	Corrected Reading (dBuV/m)	Avg Limit (dBuV/m)	Margin (dB)	Peak Limit (dBuV/m)	PK Margin (dB)	UNII Non-Restricted (dBuV/m)	PK Margin (dB)	Azimuth (Degs)	Height (cm)	Polarity
1	* 1.44	50.24	PK-U	28.7	-32.6	0	46.34	-	-	74	-27.66	-	-	169	212	H
	* 1.44	39.62	ADR	28.7	-32.6	.12	35.84	54	-18.16	-	-	-	-	169	212	H
3	* 2.88	41.05	PK-U	32.2	-30.6	0	42.65	-	-	74	-31.35	-	-	329	209	H
	* 2.88	33.88	ADR	32.2	-30.6	.12	35.6	54	-18.4	-	-	-	-	329	209	H
4	* 3.841	39.93	PK-U	33	-29.1	0	43.83	-	-	74	-30.17	-	-	15	117	H
	* 3.84	32.41	ADR	33	-29.1	.12	36.43	54	-17.57	-	-	-	-	15	117	H
6	* 2.343	39.1	PK-U	31.6	-31.4	0	39.3	-	-	74	-34.7	-	-	150	400	V
	* 2.344	27.29	ADR	31.6	-31.4	.12	27.61	54	-26.39	-	-	-	-	150	400	V
5	1.755	39.09	PK-U	29.8	-32.2	0	36.69	-	-	-	-	68.2	-31.51	334	368	V
2	1.92	47.11	PK-U	31.2	-32.7	0	45.61	-	-	-	-	68.2	-22.59	324	168	H

* - indicates frequency in CFR47 Pt 15 / IC RSS-Restricted Band
PK-U - U-NII: Maximum Peak
ADR - U-NII AD primary method, RMS average

UL VERIFICATION SERVICES INC.
47173 BENICIA STREET, FREMONT, CA 94538, USA TEL: (510) 771-1000 FAX: (510) 661-0888
This report shall not be reproduced except in full, without the written approval of UL Verification Services Inc.

HIGH CHANNEL RESULTS

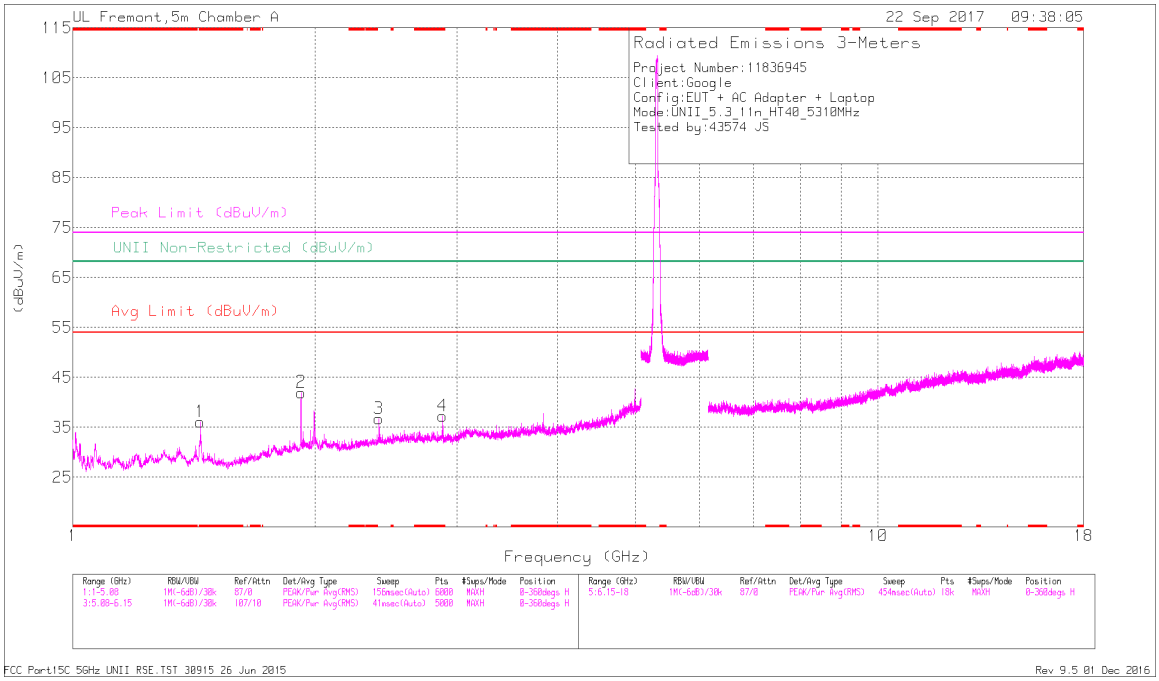

HORIZONTAL

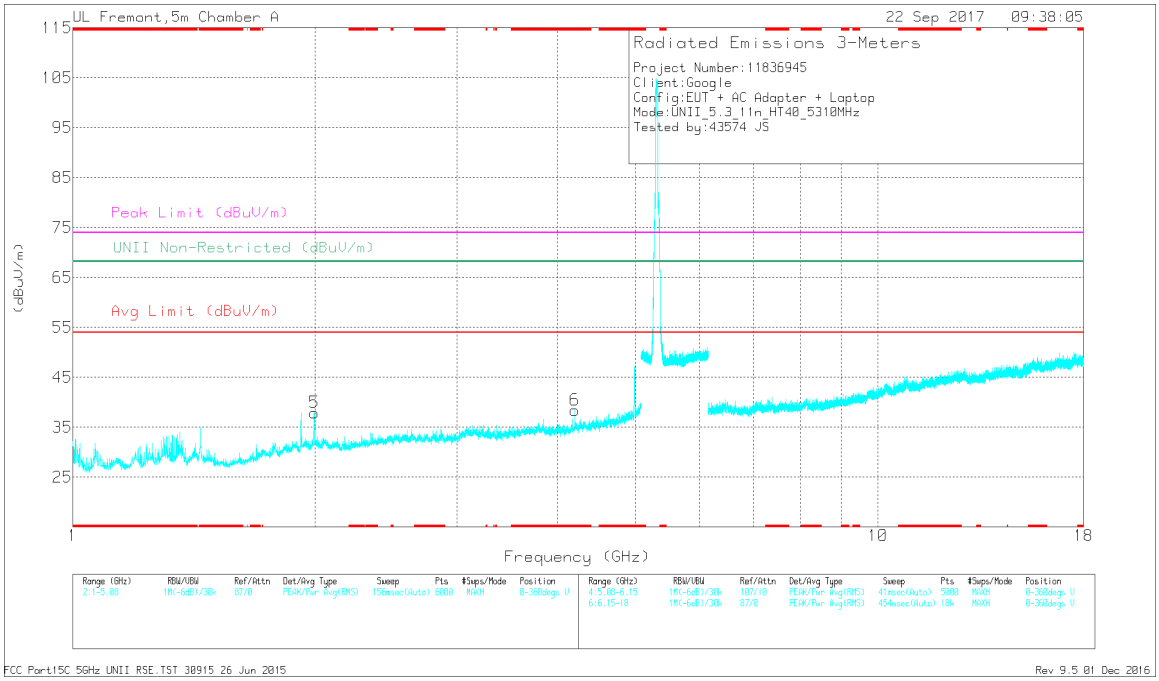

VERTICAL

UL VERIFICATION SERVICES INC.
47173 BENICIA STREET, FREMONT, CA 94538, USA TEL: (510) 771-1000 FAX: (510) 661-0888
This report shall not be reproduced except in full, without the written approval of UL Verification Services Inc.

RADIATED EMISSIONS

Marker	Frequency (GHz)	Meter Reading (dBuV)	Det	AF T862 (dB/m)	Amp/Cbl/Fltr/Pad (dB)	DC Corr (dB)	Corrected Reading (dBuV/m)	Avg Limit (dBuV/m)	Margin (dB)	Peak Limit (dBuV/m)	PK Margin (dB)	UNII Non-Restricted (dBuV/m)	PK Margin (dB)	Azimuth (Degs)	Height (cm)	Polarity
1	* 1.44	50.67	PK-U	28.7	-32.6	0	46.77	-	-	74	-27.23	-	-	167	210	H
	* 1.44	38.36	ADR	28.7	-32.6	.12	34.58	54	-19.42	-	-	-	-	167	210	H
4	* 2.88	41.35	PK-U	32.2	-30.6	0	42.95	-	-	74	-31.05	-	-	334	143	H
	* 2.88	34.61	ADR	32.2	-30.6	.12	36.33	54	-17.67	-	-	-	-	334	143	H
6	* 4.203	37.5	PK-U	33.4	-28.6	0	42.3	-	-	74	-31.7	-	-	259	397	V
	* 4.203	25.56	ADR	33.4	-28.6	.12	30.48	54	-23.52	-	-	-	-	259	397	V
2	1.92	47.76	PK-U	31.2	-32.7	0	46.26	-	-	-	-	68.2	-21.94	325	159	H
5	1.994	47.16	PK-U	31.4	-31.9	0	46.66	-	-	-	-	68.2	-21.54	304	169	V
3	2.4	42.68	PK-U	31.8	-31.5	0	42.98	-	-	-	-	68.2	-25.22	349	205	H

* - indicates frequency in CFR47 Pt 15 / IC RSS-Restricted Band
PK-U - U-NII: Maximum Peak
ADR - U-NII AD primary method, RMS average

UL VERIFICATION SERVICES INC.
47173 BENICIA STREET, FREMONT, CA 94538, USA TEL: (510) 771-1000 FAX: (510) 661-0888
This report shall not be reproduced except in full, without the written approval of UL Verification Services Inc.

2TX Chain 0 + Chain 1 CDD MODE

BANDEDGE (HIGH CHANNEL)

HORIZONTAL RESULT

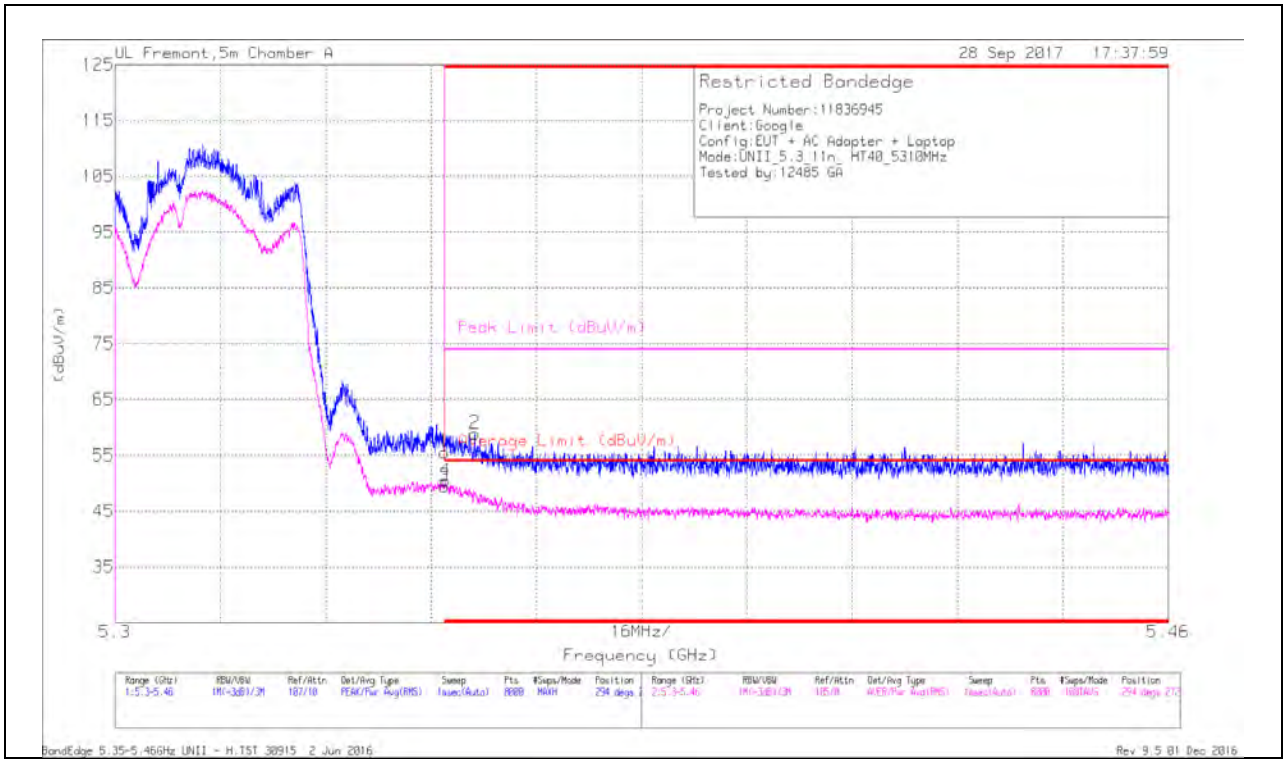

Marker	Frequency (GHz)	Meter Reading (dBuV)	Det	AF T862 (dB/m)	Amp/Cbl/Fltr/Pad (dB)	DC Corr (dB)	Corrected Reading (dBuV/m)	Average Limit (dBuV/m)	Margin (dB)	Peak Limit (dBuV/m)	PK Margin (dB)	Azimuth (Degs)	Height (cm)	Polarity
1	* 5.35	39.23	Pk	34.6	-18.3	0	55.53	-	-	74	-18.47	294	272	H
3	* 5.35	33.01	RMS	34.6	-18.3	.14	49.45	54	-4.55	-	-	294	272	H
4	* 5.35	34	RMS	34.6	-18.3	.14	50.44	54	-3.56	-	-	294	272	H
2	* 5.355	42.62	Pk	34.6	-18.3	0	58.92	-	-	74	-15.08	294	272	H

* - indicates frequency in CFR47 Pt 15 / IC RSS-Restricted Band
Pk - Peak detector
RMS - RMS detection

UL VERIFICATION SERVICES INC.
47173 BENICIA STREET, FREMONT, CA 94538, USA TEL: (510) 771-1000 FAX: (510) 661-0888
This report shall not be reproduced except in full, without the written approval of UL Verification Services Inc.

VERTICAL RESULT

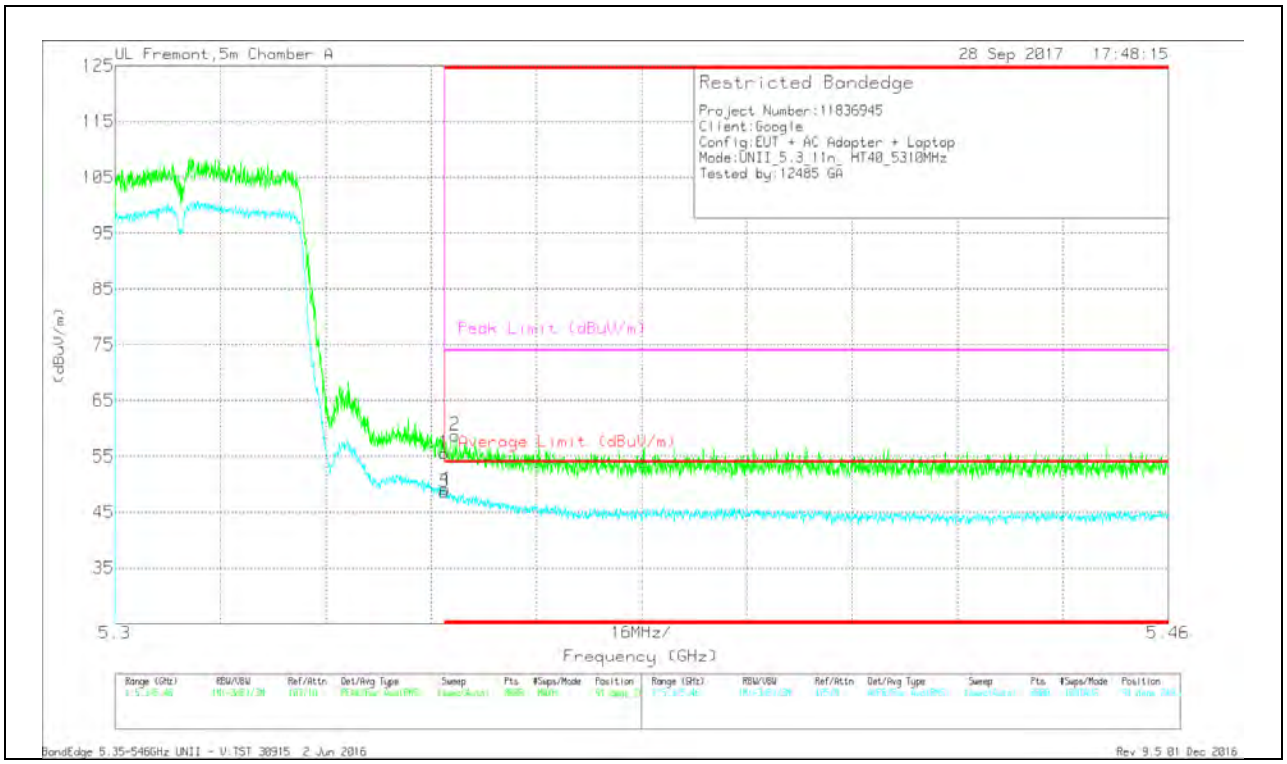

Marker	Frequency (GHz)	Meter Reading (dBuV)	Det	AF T862 (dB/m)	Amp/Cbl/Fltr/Pad (dB)	DC Corr (dB)	Corrected Reading (dBuV/m)	Average Limit (dBuV/m)	Margin (dB)	Peak Limit (dBuV/m)	PK Margin (dB)	Azimuth (Degs)	Height (cm)	Polarity
1	* 5.35	39.28	Pk	34.6	-18.3	0	55.58	-	-	74	-18.42	91	249	V
3	* 5.35	32.16	RMS	34.6	-18.3	.14	48.6	54	-5.4	-	-	91	249	V
4	* 5.35	32.66	RMS	34.6	-18.3	.14	49.1	54	-4.9	-	-	91	249	V
2	* 5.352	42.47	Pk	34.6	-18.3	0	58.77	-	-	74	-15.23	91	249	V

* - indicates frequency in CFR47 Pt 15 / IC RSS-Restricted Band
Pk - Peak detector
RMS - RMS detection

UL VERIFICATION SERVICES INC.
47173 BENICIA STREET, FREMONT, CA 94538, USA TEL: (510) 771-1000 FAX: (510) 661-0888
This report shall not be reproduced except in full, without the written approval of UL Verification Services Inc.

HARMONICS AND SPURIOUS EMISSIONS

LOW CHANNEL RESULTS

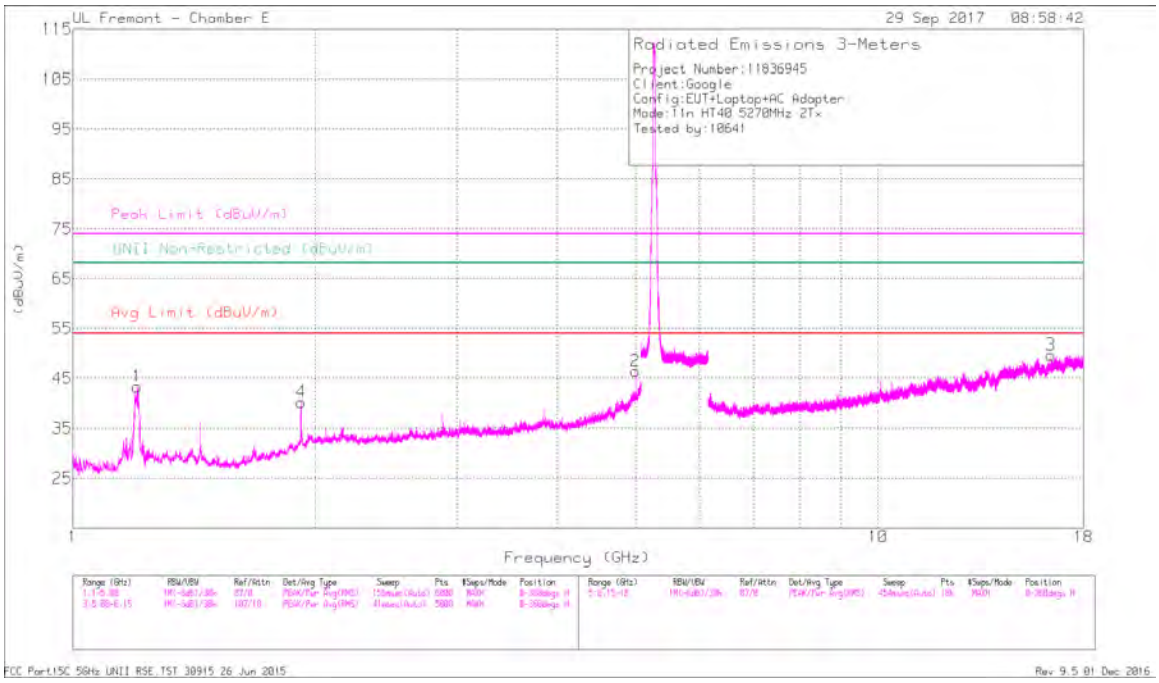

HORIZONTAL

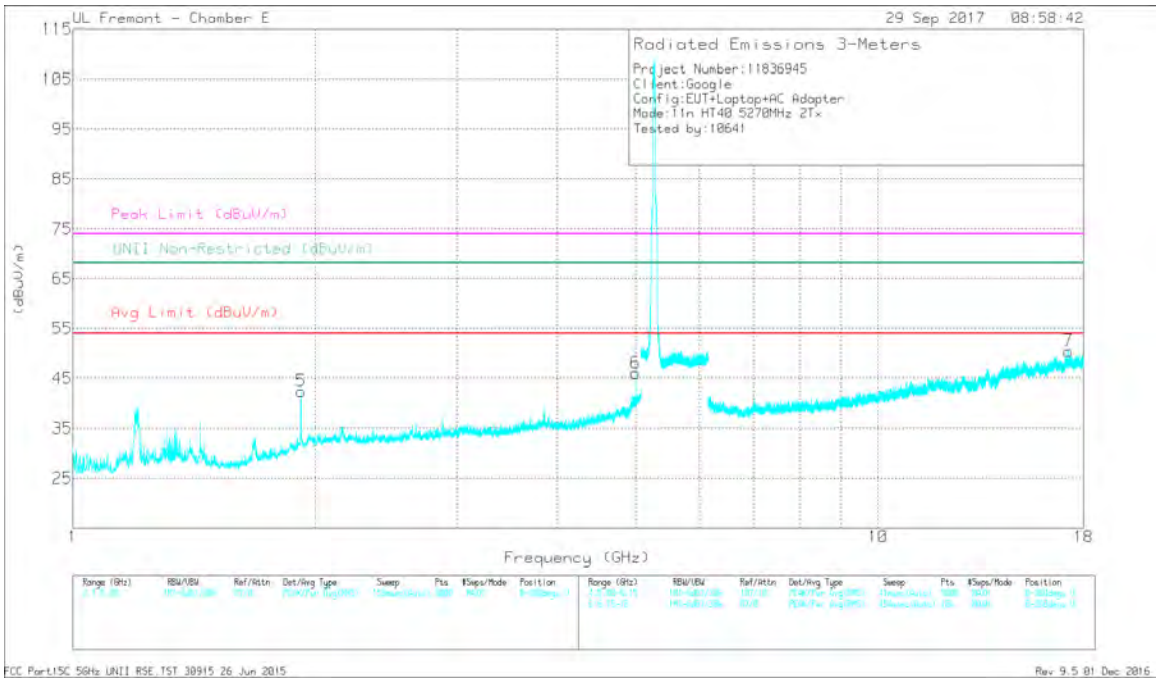

VERTICAL

UL VERIFICATION SERVICES INC.
47173 BENICIA STREET, FREMONT, CA 94538, USA TEL: (510) 771-1000 FAX: (510) 661-0888
This report shall not be reproduced except in full, without the written approval of UL Verification Services Inc.

RADIATED EMISSIONS

Marker	Frequency (GHz)	Meter Reading (dBuV)	Det	AF T346 (dB/m)	Amp/Cbl/Fltr/Pad (dB)	DC Corr (dB)	Corrected Reading (dBuV/m)	Avg Limit (dBuV/m)	Margin (dB)	Peak Limit (dBuV/m)	PK Margin (dB)	UNII Non-Restricted (dBuV/m)	PK Margin (dB)	Azimuth (Degs)	Height (cm)	Polarity
1	* 1.203	55.31	PK-U	28	-35.2	0	48.11	-	-	74	-25.89	-	-	275	196	H
	* 1.202	39.17	ADR	28	-35.2	.14	32.11	54	-21.89	-	-	-	-	275	196	H
2	* 5	47.09	PK-U	34.5	-28.4	0	53.19	-	-	74	-20.81	-	-	203	146	H
	* 5	38.75	ADR	34.5	-28.4	.14	44.99	54	-9.01	-	-	-	-	203	146	H
6	* 5	48.61	PK-U	34.5	-28.4	0	54.71	-	-	74	-19.29	-	-	121	285	V
	* 5	39.69	ADR	34.5	-28.4	.14	45.93	54	-8.07	-	-	-	-	121	285	V
4	1.92	46.59	PK-U	31.1	-32.8	0	44.89	-	-	-	-	68.2	-23.31	169	101	H
5	1.92	48.81	PK-U	31.1	-32.8	0	47.11	-	-	-	-	68.2	-21.09	144	200	V
3	16.393	36.16	PK-U	41.1	-22	0	55.26	-	-	-	-	68.2	-12.94	67	254	H
7	17.236	34.75	PK-U	41.8	-21	0	55.55	-	-	-	-	68.2	-12.65	0	320	H

* - indicates frequency in CFR47 Pt 15 / IC RSS-Restricted Band
PK-U - U-NII: Maximum Peak
ADR - U-NII AD primary method, RMS average

UL VERIFICATION SERVICES INC.
47173 BENICIA STREET, FREMONT, CA 94538, USA TEL: (510) 771-1000 FAX: (510) 661-0888
This report shall not be reproduced except in full, without the written approval of UL Verification Services Inc.

HIGH CHANNEL RESULTS

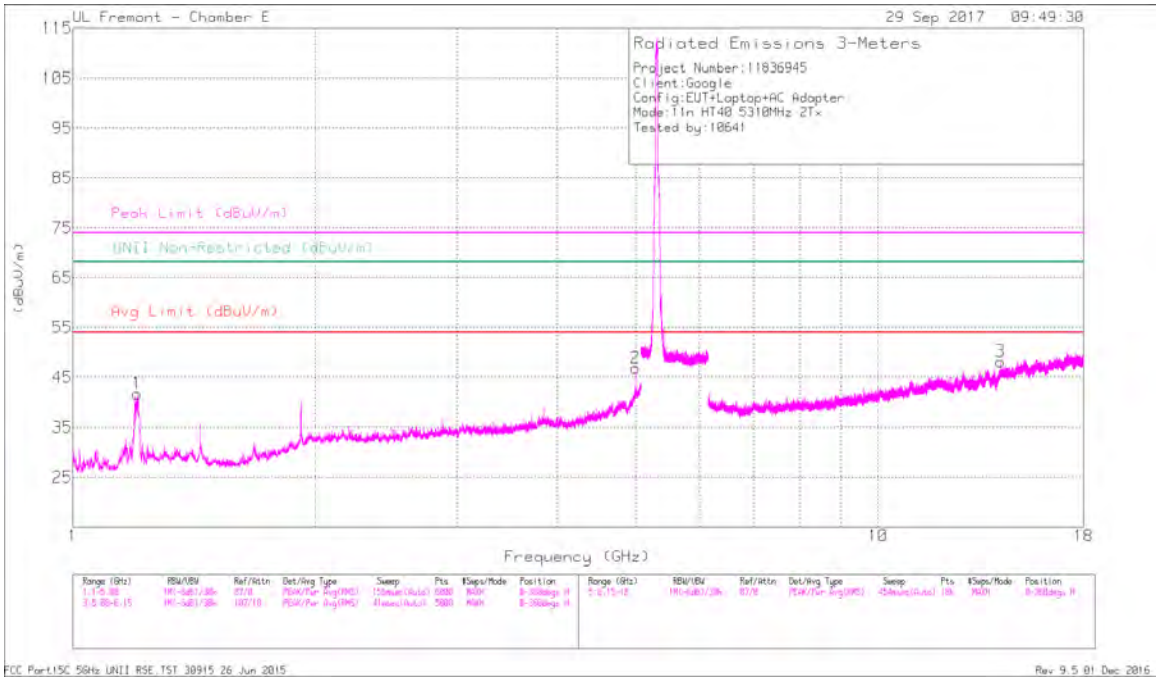

HORIZONTAL

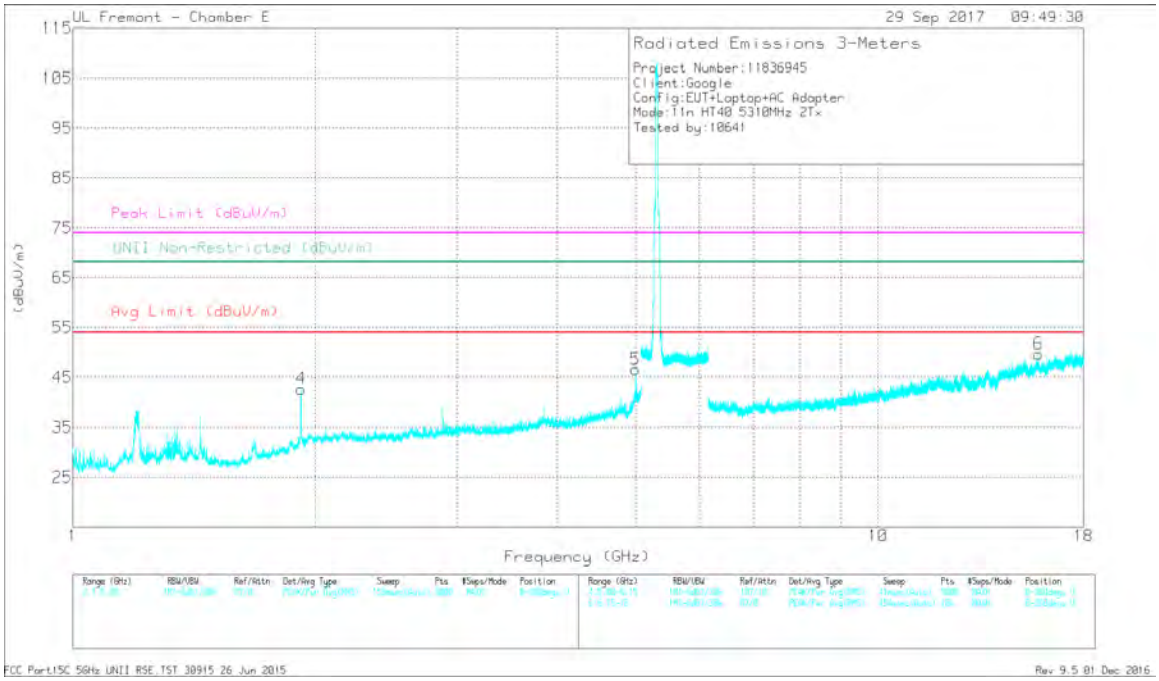

VERTICAL

UL VERIFICATION SERVICES INC.
47173 BENICIA STREET, FREMONT, CA 94538, USA TEL: (510) 771-1000 FAX: (510) 661-0888
This report shall not be reproduced except in full, without the written approval of UL Verification Services Inc.

RADIATED EMISSIONS

Marker	Frequency (GHz)	Meter Reading (dBuV)	Det	AF T346 (dB/m)	Amp/Cbl/Fltr/Pad (dB)	DC Corr (dB)	Corrected Reading (dBuV/m)	Avg Limit (dBuV/m)	Margin (dB)	Peak Limit (dBuV/m)	PK Margin (dB)	UNII Non-Restricted (dBuV/m)	PK Margin (dB)	Azimuth (Degs)	Height (cm)	Polarity
1	* 1.203	57.84	PK-U	28	-35.2	0	50.64	-	-	74	-23.36	-	-	33	186	H
	* 1.202	42.09	ADR	28	-35.2	.14	35.03	54	-18.97	-	-	-	-	33	186	H
2	* 5	47.13	PK-U	34.5	-28.4	.0	53.23	-	-	74	-20.77	-	-	210	102	H
	* 5	38.35	ADR	34.5	-28.4	.14	44.59	54	-9.41	-	-	-	-	210	102	H
5	* 5	46.57	PK-U	34.5	-28.4	0	52.67	-	-	74	-21.33	-	-	112	349	V
	* 5	37.19	ADR	34.5	-28.4	.14	43.43	54	-10.57	-	-	-	-	112	349	V
6	* 15.81	35.16	PK-U	41.7	-23.1	0	53.76	-	-	74	-20.24	-	-	193	156	V
	* 15.813	23.86	ADR	41.7	-23.2	.14	42.5	54	-11.5	-	-	-	-	193	156	V
4	1.92	50.38	PK-U	31.1	-32.8	0	48.68	-	-	-	-	68.2	-19.52	132	227	V
3	14.207	36.39	PK-U	40.7	-24.3	0	52.79	-	-	-	-	68.2	-15.41	261	346	H

* - indicates frequency in CFR47 Pt 15 / IC RSS-Restricted Band
PK-U - U-NII: Maximum Peak
ADR - U-NII AD primary method, RMS average

UL VERIFICATION SERVICES INC.
47173 BENICIA STREET, FREMONT, CA 94538, USA TEL: (510) 771-1000 FAX: (510) 661-0888
This report shall not be reproduced except in full, without the written approval of UL Verification Services Inc.

9.1.8. TX ABOVE 1 GHz 802.11ac VHT80 MODE IN THE 5.3 GHz BAND

1TX Chain 0

BANDEDGE (MID CHANNEL)

HORIZONTAL RESULT

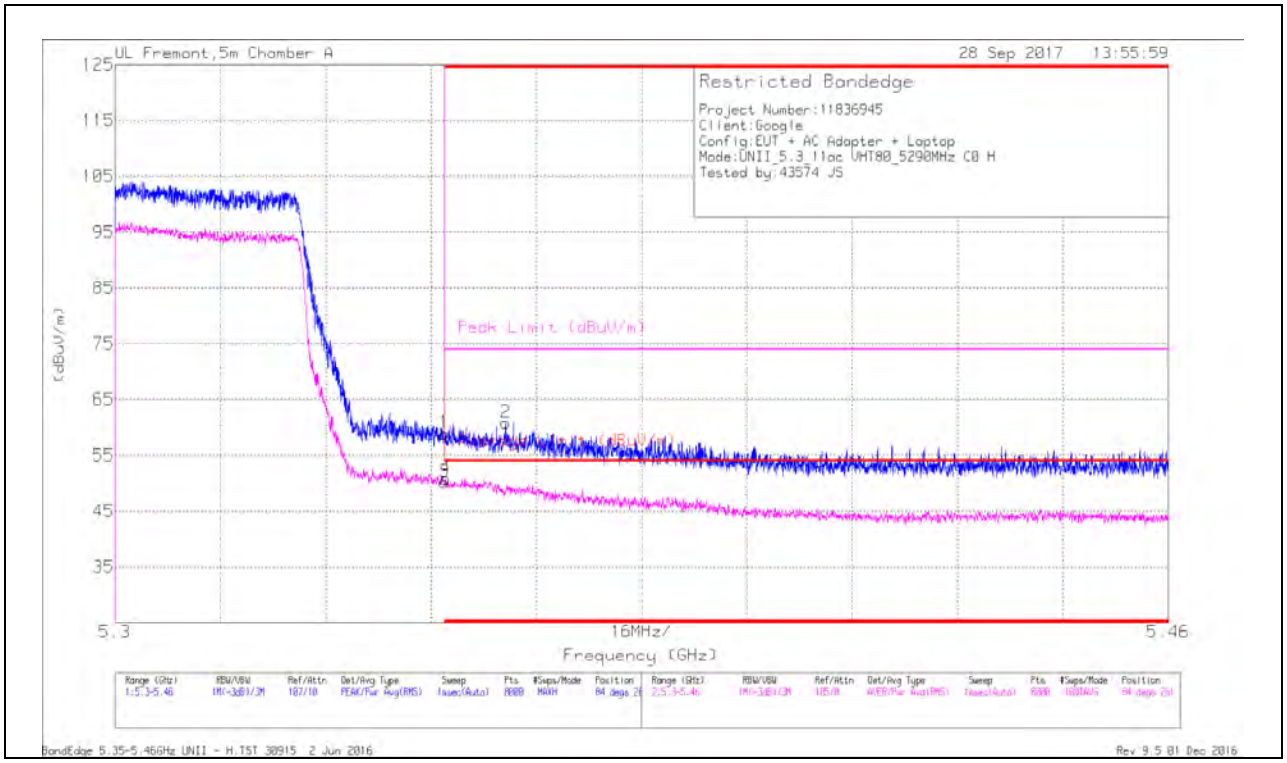

Marker	Frequency (GHz)	Meter Reading (dBuV)	Det	AF T862 (dB/m)	Amp/Cbl/Fltr/Pad (dB)	DC Corr (dB)	Corrected Reading (dBuV/m)	Average Limit (dBuV/m)	Margin (dB)	Peak Limit (dBuV/m)	PK Margin (dB)	Azimuth (Degs)	Height (cm)	Polarity
1	* 5.35	42.61	Pk	34.6	-18.3	0	58.91	-	-	74	-15.09	84	261	H
3	* 5.35	33.67	RMS	34.6	-18.3	.24	50.21	54	-3.79	-	-	84	261	H
4	* 5.35	34.22	RMS	34.6	-18.3	.24	50.76	54	-3.24	-	-	84	261	H
2	* 5.359	44.5	Pk	34.6	-18.3	0	60.8	-	-	74	-13.2	84	261	H

* - indicates frequency in CFR47 Pt 15 / IC RSS-Restricted Band
Pk - Peak detector
RMS - RMS detection

UL VERIFICATION SERVICES INC.
47173 BENICIA STREET, FREMONT, CA 94538, USA TEL: (510) 771-1000 FAX: (510) 661-0888
This report shall not be reproduced except in full, without the written approval of UL Verification Services Inc.

VERTICAL RESULT

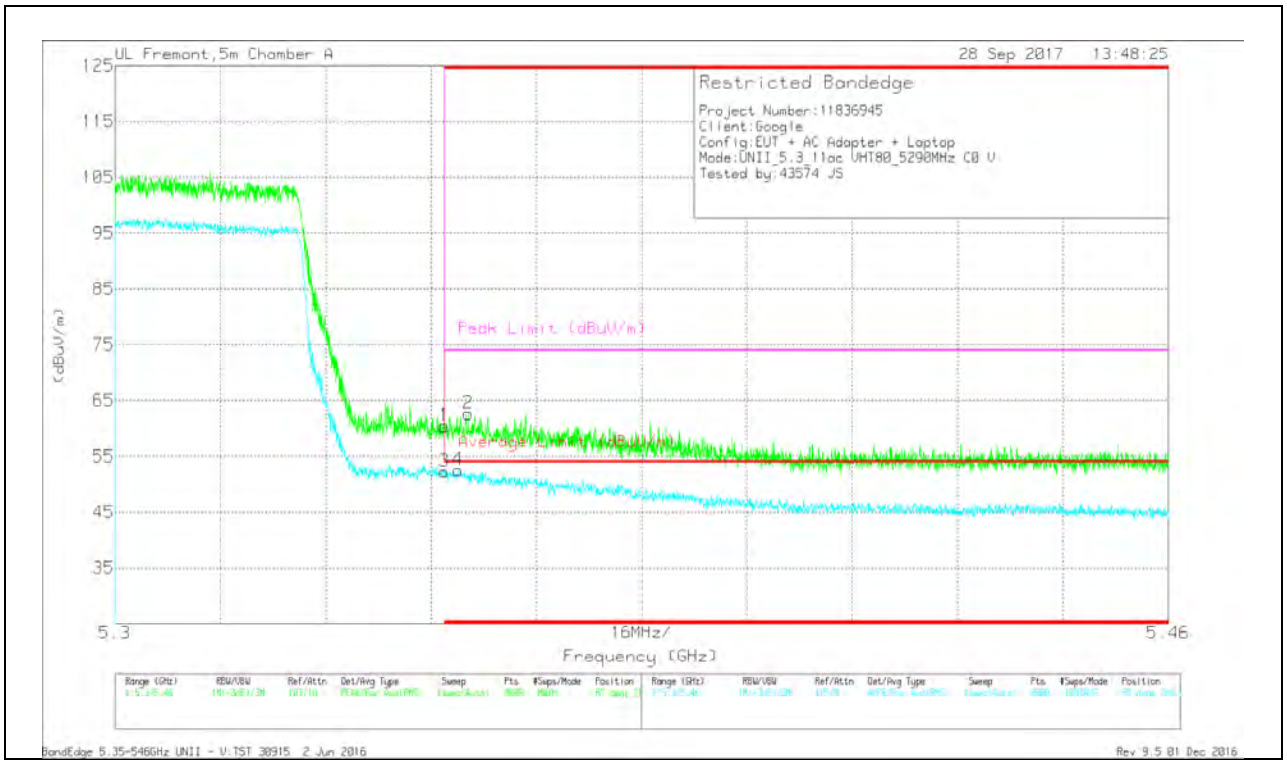

Marker	Frequency (GHz)	Meter Reading (dBuV)	Det	AF T862 (dB/m)	Amp/Cbl/Fltr/Pad (dB)	DC Corr (dB)	Corrected Reading (dBuV/m)	Average Limit (dBuV/m)	Margin (dB)	Peak Limit (dBuV/m)	PK Margin (dB)	Azimuth (Degs)	Height (cm)	Polarity
1	* 5.35	44.12	Pk	34.6	-18.3	0	60.42	-	-	74	-13.58	87	266	V
3	* 5.35	35.73	RMS	34.6	-18.3	.24	52.27	54	-1.73	-	-	87	266	V
4	* 5.352	36.02	RMS	34.6	-18.3	.24	52.56	54	-1.44	-	-	87	266	V
2	* 5.354	46.33	Pk	34.6	-18.3	0	62.63	-	-	74	-11.37	87	266	V

* - indicates frequency in CFR47 Pt 15 / IC RSS-Restricted Band
Pk - Peak detector
RMS - RMS detection

UL VERIFICATION SERVICES INC.
47173 BENICIA STREET, FREMONT, CA 94538, USA TEL: (510) 771-1000 FAX: (510) 661-0888
This report shall not be reproduced except in full, without the written approval of UL Verification Services Inc.

HARMONICS AND SPURIOUS EMISSIONS

MID CHANNEL RESULTS

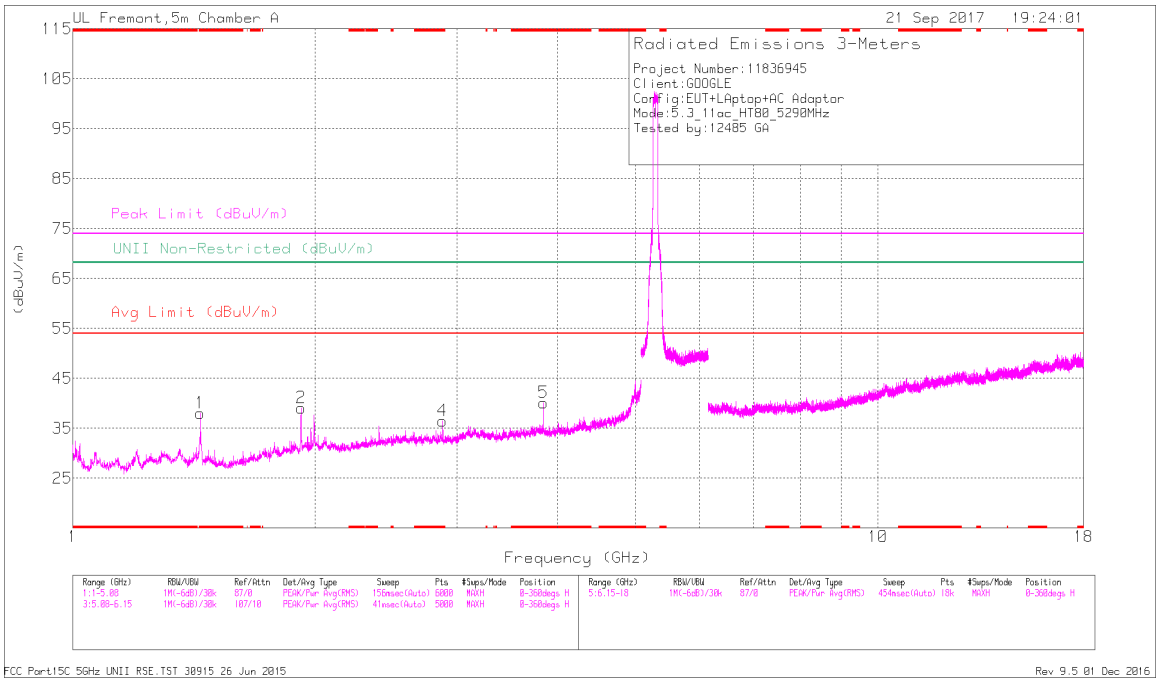

HORIZONTAL

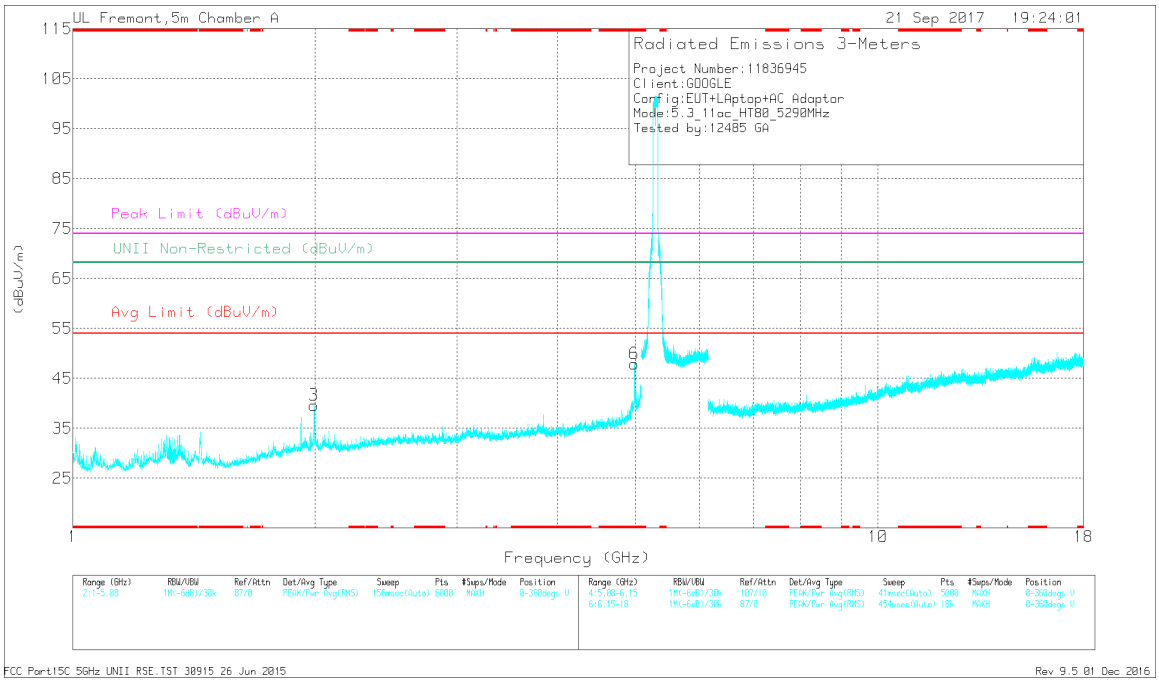

VERTICAL

UL VERIFICATION SERVICES INC.
47173 BENICIA STREET, FREMONT, CA 94538, USA TEL: (510) 771-1000 FAX: (510) 661-0888
This report shall not be reproduced except in full, without the written approval of UL Verification Services Inc.

RADIATED EMISSIONS

Marker	Frequency (GHz)	Meter Reading (dBuV)	Det	AF T862 (dB/m)	Amp/Cbl/Fltr/Pad (dB)	DC Corr (dB)	Corrected Reading (dBuV/m)	Avg Limit (dBuV/m)	Margin (dB)	Peak Limit (dBuV/m)	PK Margin (dB)	UNII Non-Restricted (dBuV/m)	PK Margin (dB)	Azimuth (Degs)	Height (cm)	Polarity
1	* 1.44	51.67	PK-U	28.7	-32.6	0	47.77	-	-	74	-26.23	-	-	62	177	H
	* 1.44	40.68	ADR	28.7	-32.6	.24	37.02	54	-16.98	-	-	-	-	62	177	H
4	* 2.88	39.73	PK-U	32.2	-30.6	0	41.33	-	-	74	-32.67	-	-	357	380	H
	* 2.88	31	ADR	32.2	-30.6	.24	32.84	54	-21.16	-	-	-	-	357	380	H
5	* 3.84	41.78	PK-U	33	-29.1	0	45.68	-	-	74	-28.32	-	-	211	106	H
	* 3.84	35.32	ADR	33	-29.1	.24	39.46	54	-14.54	-	-	-	-	211	106	H
6	* 4.979	47.92	PK-U	34.3	-27	0	55.22	-	-	74	-18.78	-	-	249	169	V
	* 4.979	37.11	ADR	34.3	-27	.24	44.65	54	-9.35	-	-	-	-	249	169	V
2	1.92	46.69	PK-U	31.2	-32.7	0	45.19	-	-	-	-	68.2	-23.01	269	200	H
3	1.993	47.44	PK-U	31.4	-31.9	0	46.94	-	-	-	-	68.2	-21.26	235	125	V

* - indicates frequency in CFR47 Pt 15 / IC RSS-Restricted Band
PK-U - U-NII: Maximum Peak
ADR - U-NII AD primary method, RMS average

UL VERIFICATION SERVICES INC.
47173 BENICIA STREET, FREMONT, CA 94538, USA TEL: (510) 771-1000 FAX: (510) 661-0888
This report shall not be reproduced except in full, without the written approval of UL Verification Services Inc.

1TX Chain 1

BANDEDGE (MID CHANNEL)

HORIZONTAL RESULT

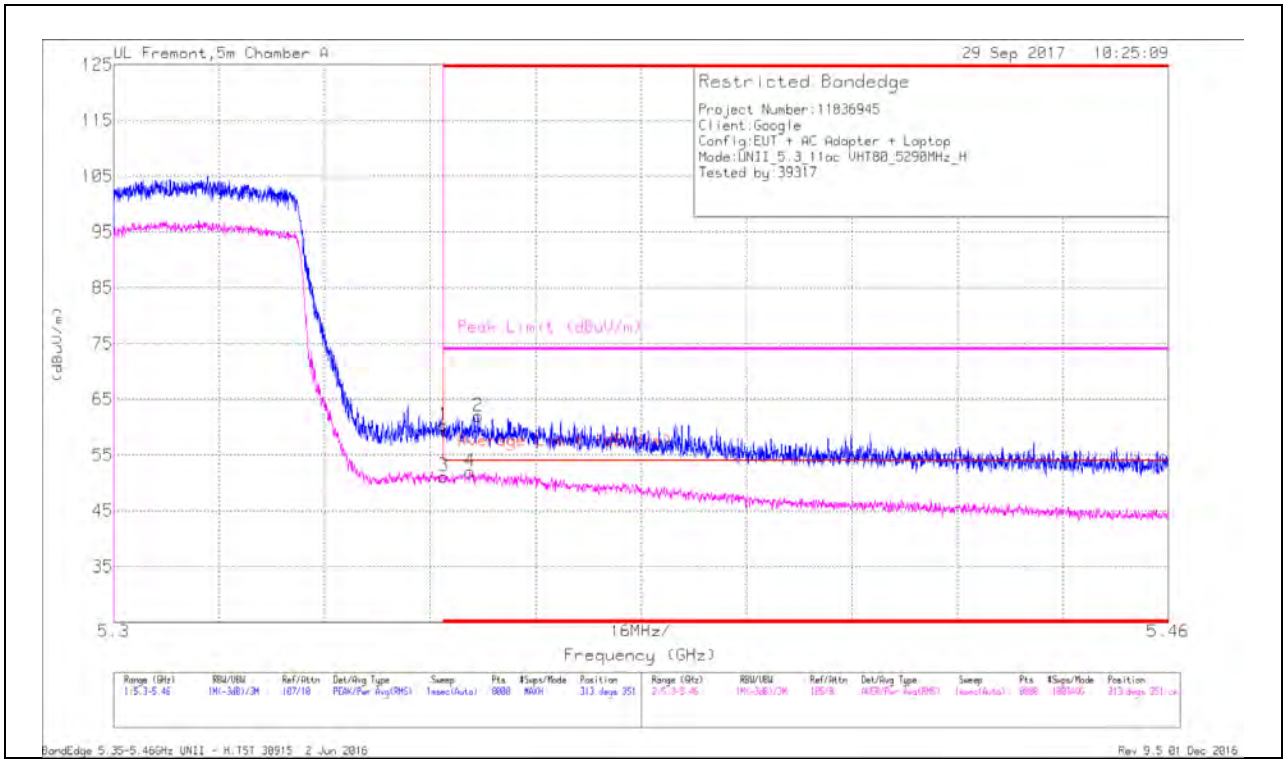

Marker	Frequency (GHz)	Meter Reading (dBuV)	Det	AF T862 (dB/m)	Amp/Cbl/Fltr/Pad (dB)	DC Corr (dB)	Corrected Reading (dBuV/m)	Average Limit (dBuV/m)	Margin (dB)	Peak Limit (dBuV/m)	PK Margin (dB)	Azimuth (Degs)	Height (cm)	Polarity
1	* 5.35	44.04	Pk	34.6	-18.3	0	60.34	-	-	74	-13.66	313	351	H
3	* 5.35	34.67	RMS	34.6	-18.3	.25	51.22	54	-2.78	-	-	313	351	H
4	* 5.354	35.53	RMS	34.6	-18.3	.25	52.08	54	-1.92	-	-	313	351	H
2	* 5.355	45.65	Pk	34.6	-18.3	0	61.95	-	-	74	-12.05	313	351	H

* - indicates frequency in CFR47 Pt 15 / IC RSS-Restricted Band
Pk - Peak detector
RMS - RMS detection

UL VERIFICATION SERVICES INC.
47173 BENICIA STREET, FREMONT, CA 94538, USA TEL: (510) 771-1000 FAX: (510) 661-0888
This report shall not be reproduced except in full, without the written approval of UL Verification Services Inc.

VERTICAL RESULT

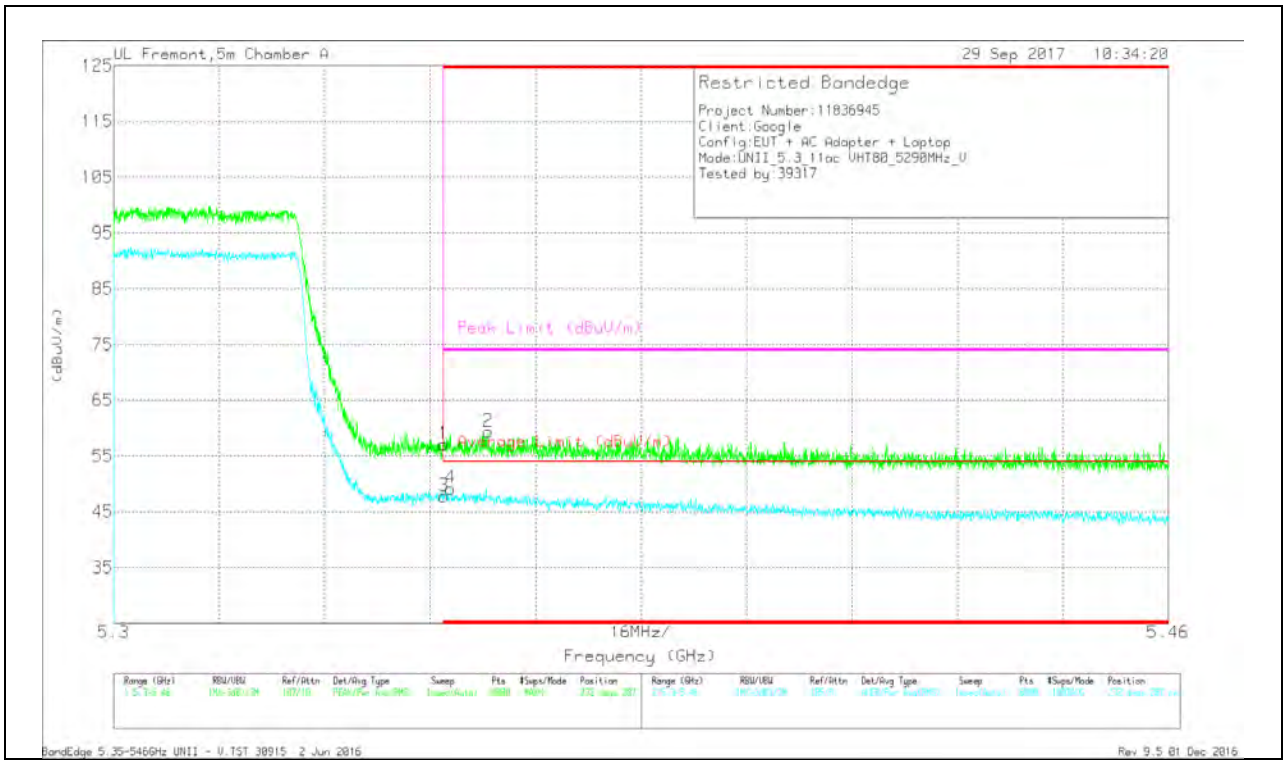

Marker	Frequency (GHz)	Meter Reading (dBuV)	Det	AF T862 (dB/m)	Amp/Cbl/Fltr/Pad (dB)	DC Corr (dB)	Corrected Reading (dBuV/m)	Average Limit (dBuV/m)	Margin (dB)	Peak Limit (dBuV/m)	PK Margin (dB)	Azimuth (Degs)	Height (cm)	Polarity
1	* 5.35	40.79	Pk	34.6	-18.3	0	57.09	-	-	74	-16.91	232	287	V
3	* 5.35	31.3	RMS	34.6	-18.3	.25	47.85	54	-6.15	-	-	232	287	V
4	* 5.351	32.69	RMS	34.6	-18.4	.25	49.14	54	-4.86	-	-	232	287	V
2	* 5.357	43.08	Pk	34.6	-18.3	0	59.38	-	-	74	-14.62	232	287	V

* - indicates frequency in CFR47 Pt 15 / IC RSS-Restricted Band
Pk - Peak detector
RMS - RMS detection

UL VERIFICATION SERVICES INC.
47173 BENICIA STREET, FREMONT, CA 94538, USA TEL: (510) 771-1000 FAX: (510) 661-0888
This report shall not be reproduced except in full, without the written approval of UL Verification Services Inc.

HARMONICS AND SPURIOUS EMISSIONS

MID CHANNEL RESULTS

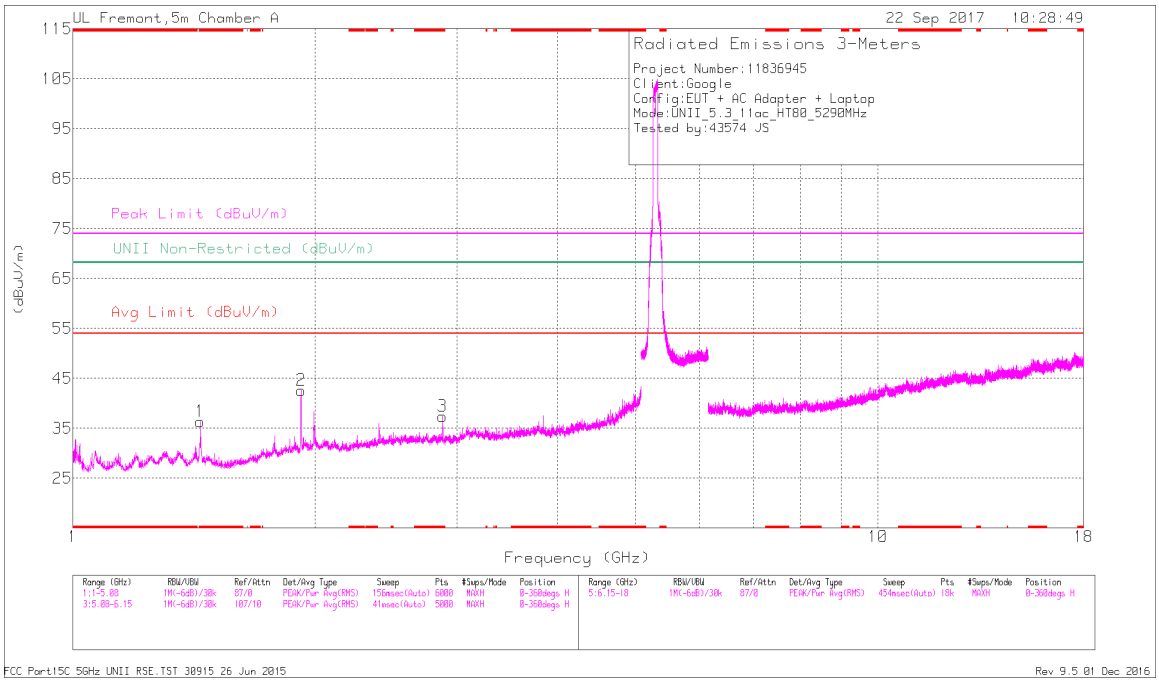

HORIZONTAL

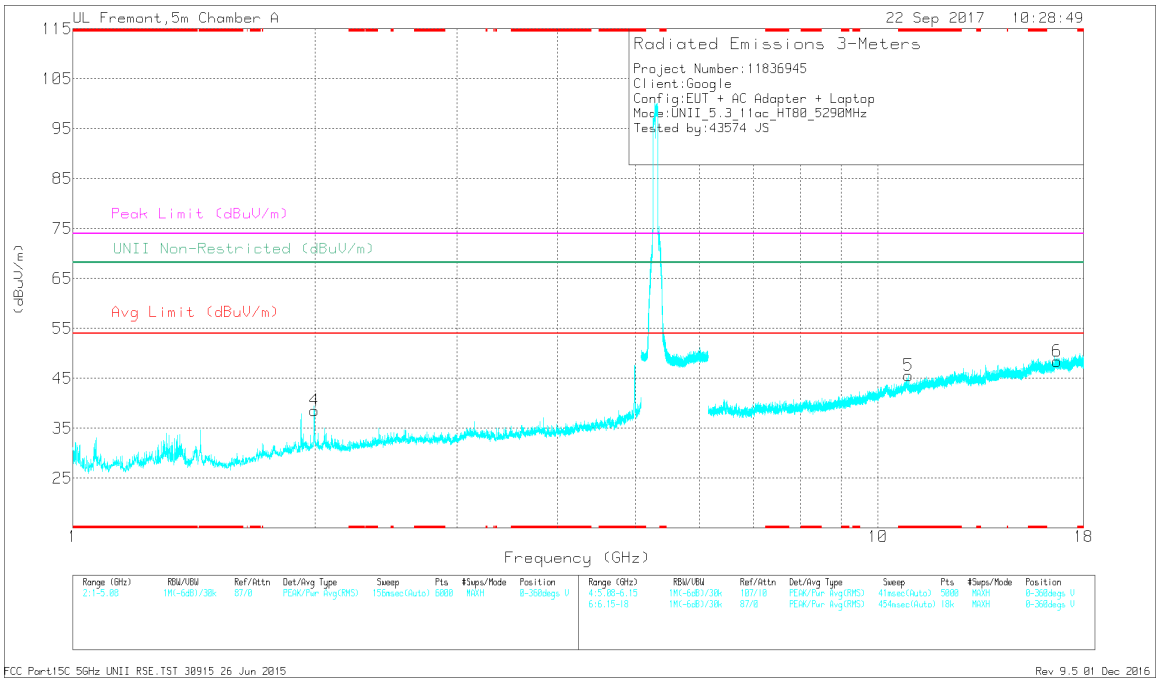

VERTICAL

UL VERIFICATION SERVICES INC.
47173 BENICIA STREET, FREMONT, CA 94538, USA TEL: (510) 771-1000 FAX: (510) 661-0888
This report shall not be reproduced except in full, without the written approval of UL Verification Services Inc.

RADIATED EMISSIONS

Marker	Frequency (GHz)	Meter Reading (dBuV)	Det	AF T862 (dB/m)	Amp/Cbl/Fltr/Pad (dB)	DC Corr (dB)	Corrected Reading (dBuV/m)	Avg Limit (dBuV/m)	Margin (dB)	Peak Limit (dBuV/m)	PK Margin (dB)	UNII Non-Restricted (dBuV/m)	PK Margin (dB)	Azimuth (Degs)	Height (cm)	Polarity
1	* 1.44	49.78	PK-U	28.7	-32.6	0	45.88	-	-	74	-28.12	-	-	162	212	H
	* 1.44	38.57	ADR	28.7	-32.6	.25	34.92	54	-19.08	-	-	-	-	162	212	H
3	* 2.88	42.21	PK-U	32.2	-30.6	0	43.81	-	-	74	-30.19	-	-	330	101	H
	* 2.88	35.31	ADR	32.2	-30.6	.25	37.16	54	-16.84	-	-	-	-	330	101	H
5	* 10.907	31.48	PK-U	37.9	-19.4	0	49.98	-	-	74	-24.02	-	-	309	190	V
	* 10.908	19.96	ADR	37.9	-19.4	.25	38.71	54	-15.29	-	-	-	-	309	190	V
2	1.92	47.26	PK-U	31.2	-32.7	0	45.76	-	-	-	-	68.2	-22.44	326	222	H
4	1.994	52.45	PK-U	31.4	-31.9	0	51.95	-	-	-	-	68.2	-16.25	274	286	V
6	16.683	32.2	PK-U	41.6	-18.9	0	54.9	-	-	-	-	68.2	-13.3	278	230	V

* - indicates frequency in CFR47 Pt 15 / IC RSS-Restricted Band
PK-U - U-NII: Maximum Peak
ADR - U-NII AD primary method, RMS average

UL VERIFICATION SERVICES INC.
47173 BENICIA STREET, FREMONT, CA 94538, USA TEL: (510) 771-1000 FAX: (510) 661-0888
This report shall not be reproduced except in full, without the written approval of UL Verification Services Inc.

2TX Chain 0 + Chain 1 CDD MODE

BANDEDGE (MID CHANNEL)

HORIZONTAL RESULT

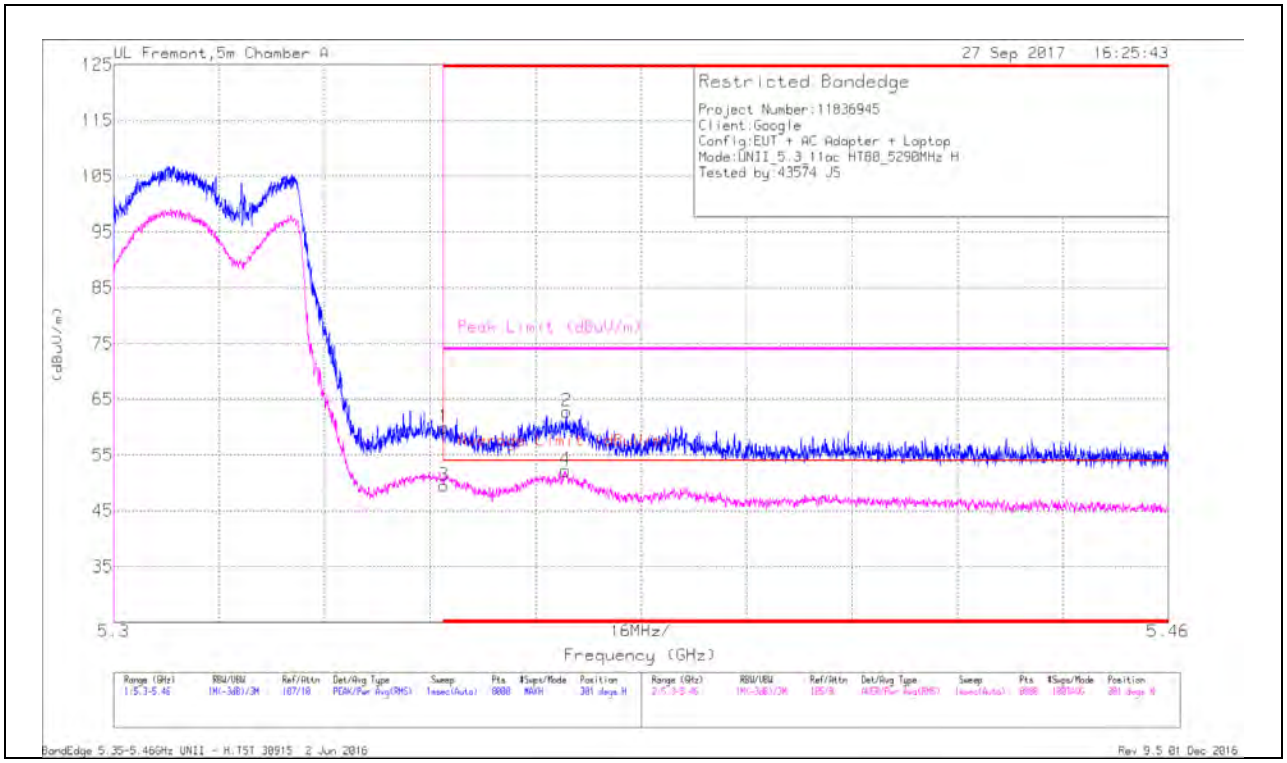

Marker	Frequency (GHz)	Meter Reading (dBuV)	Det	AF T862 (dB/m)	Amp/Cbl/Fltr/Pad (dB)	DC Corr (dB)	Corrected Reading (dBuV/m)	Average Limit (dBuV/m)	Margin (dB)	Peak Limit (dBuV/m)	PK Margin (dB)	Azimuth (Degs)	Height (cm)	Polarity
1	* 5.35	43.64	Pk	34.6	-18.3	0	59.94	-	-	74	-14.06	301	292	H
3	* 5.35	33.05	RMS	34.6	-18.3	.24	49.59	54	-4.41	-	-	301	292	H
4	* 5.368	35.78	RMS	34.6	-18.4	.24	52.22	54	-1.78	-	-	301	292	H
2	* 5.369	46.61	Pk	34.6	-18.4	0	62.81	-	-	74	-11.19	301	292	H

* - indicates frequency in CFR47 Pt 15 / IC RSS-Restricted Band
Pk - Peak detector
RMS - RMS detection

UL VERIFICATION SERVICES INC.
47173 BENICIA STREET, FREMONT, CA 94538, USA TEL: (510) 771-1000 FAX: (510) 661-0888
This report shall not be reproduced except in full, without the written approval of UL Verification Services Inc.

VERTICAL RESULT

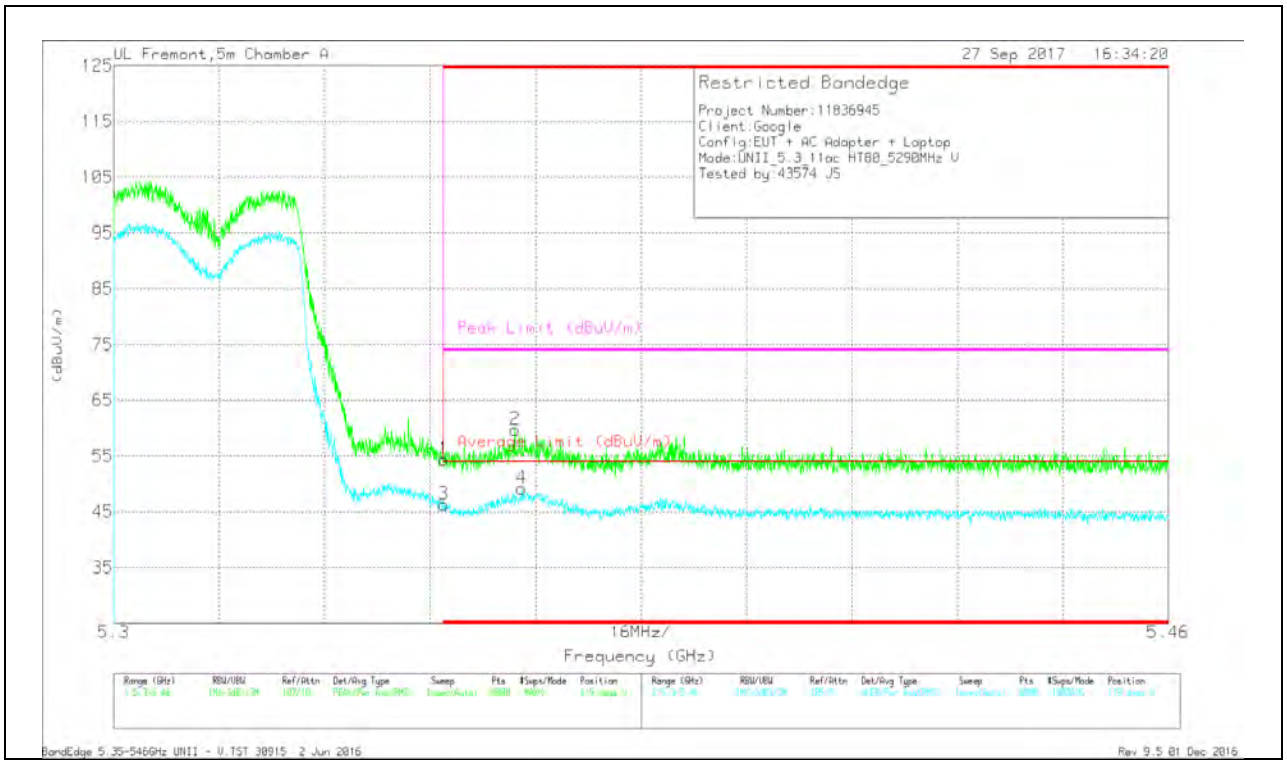

Marker	Frequency (GHz)	Meter Reading (dBuV)	Det	AF T862 (dB/m)	Amp/Cbl/Fltr/Pad (dB)	DC Corr (dB)	Corrected Reading (dBuV/m)	Average Limit (dBuV/m)	Margin (dB)	Peak Limit (dBuV/m)	PK Margin (dB)	Azimuth (Degs)	Height (cm)	Polarity
1	* 5.35	38.04	Pk	34.6	-18.3	0	54.34	-	-	74	-19.66	119	265	V
3	* 5.35	29.75	RMS	34.6	-18.3	.24	46.29	54	-7.71	-	-	119	265	V
2	* 5.361	43.41	Pk	34.6	-18.3	0	59.71	-	-	74	-14.29	119	265	V
4	* 5.362	32.59	RMS	34.6	-18.3	.24	49.13	54	-4.87	-	-	119	265	V

* - indicates frequency in CFR47 Pt 15 / IC RSS-Restricted Band
Pk - Peak detector
RMS - RMS detection

UL VERIFICATION SERVICES INC.
47173 BENICIA STREET, FREMONT, CA 94538, USA TEL: (510) 771-1000 FAX: (510) 661-0888
This report shall not be reproduced except in full, without the written approval of UL Verification Services Inc.

HARMONICS AND SPURIOUS EMISSIONS

MID CHANNEL RESULTS

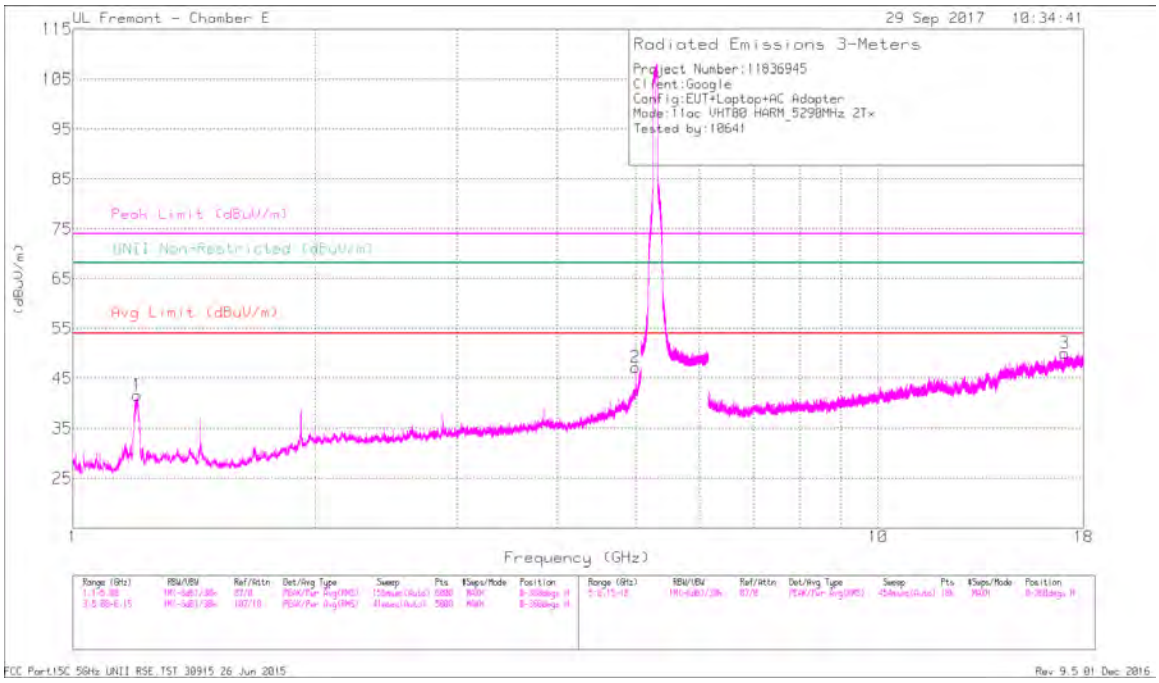

HORIZONTAL

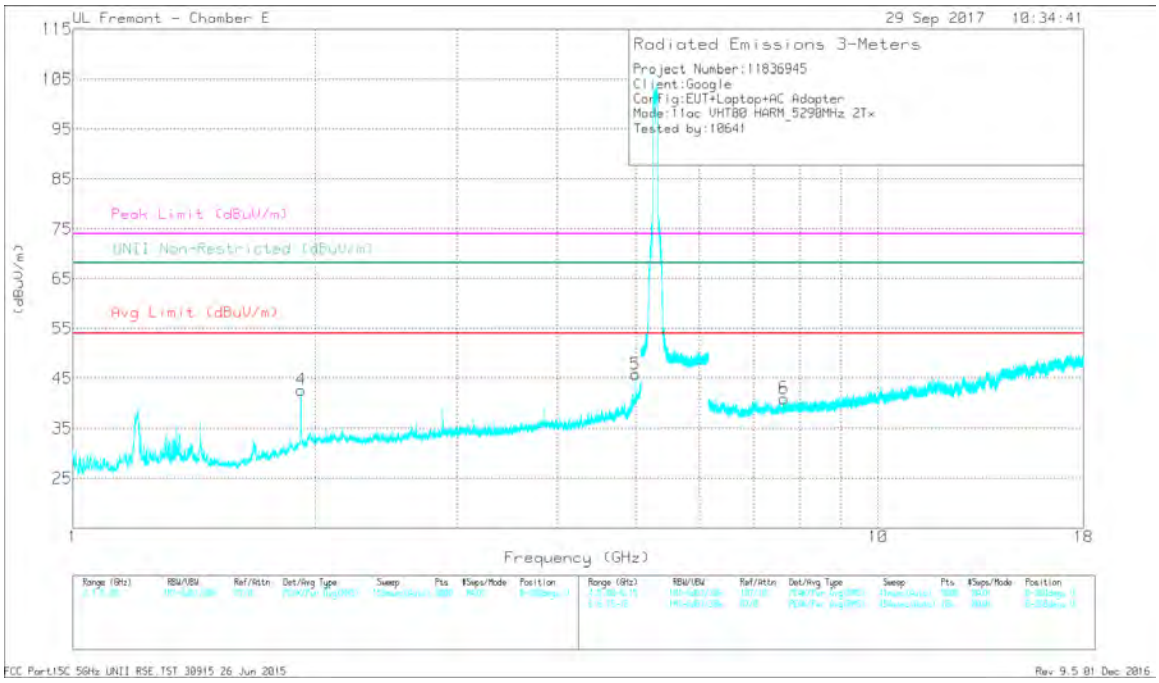

VERTICAL

UL VERIFICATION SERVICES INC.
47173 BENICIA STREET, FREMONT, CA 94538, USA TEL: (510) 771-1000 FAX: (510) 661-0888
This report shall not be reproduced except in full, without the written approval of UL Verification Services Inc.

RADIATED EMISSIONS

Marker	Frequency (GHz)	Meter Reading (dBuV)	Det	AF T346 (dB/m)	Amp/Cbl/Fltr/Pad (dB)	DC Corr (dB)	Corrected Reading (dBuV/m)	Avg Limit (dBuV/m)	Margin (dB)	Peak Limit (dBuV/m)	PK Margin (dB)	UNII Non-Restricted (dBuV/m)	PK Margin (dB)	Azimuth (Degs)	Height (cm)	Polarity
1	* 1.204	60.33	PK-U	28	-35.3	0	53.03	-	-	74	-20.97	-	-	39	200	H
	* 1.202	42.31	ADR	28	-35.2	.24	35.35	54	-18.65	-	-	-	-	39	200	H
2	* 5	46.95	PK-U	34.5	-28.4	0	53.05	-	-	74	-20.95	-	-	210	104	H
	* 5	38.25	ADR	34.5	-28.4	.24	44.59	54	-9.41	-	-	-	-	210	104	H
5	* 4.999	48.25	PK-U	34.5	-28.4	0	54.35	-	-	74	-19.65	-	-	118	314	V
	* 5	39.62	ADR	34.5	-28.4	.24	45.96	54	-8.04	-	-	-	-	118	314	V
6	* 7.648	36.39	PK-U	36.4	-27	0	45.79	-	-	74	-28.21	-	-	296	283	V
	* 7.65	24.99	ADR	36.4	-27	.24	34.63	54	-19.37	-	-	-	-	296	283	V
4	1.92	51.85	PK-U	31.1	-32.8	0	50.15	-	-	-	-	68.2	-18.05	202	201	V
3	17.07	35.05	PK-U	41.4	-20.7	0	55.75	-	-	-	-	68.2	-12.45	147	229	H

* - indicates frequency in CFR47 Pt 15 / IC RSS-Restricted Band
PK-U - U-NII: Maximum Peak
ADR - U-NII AD primary method, RMS average

UL VERIFICATION SERVICES INC.
47173 BENICIA STREET, FREMONT, CA 94538, USA TEL: (510) 771-1000 FAX: (510) 661-0888
This report shall not be reproduced except in full, without the written approval of UL Verification Services Inc.

9.1.9. TX ABOVE 1 GHz 802.11a MODE IN THE 5.6 GHz BAND

1TX Chain 0

BANDEDGE (LOW CHANNEL)

HORIZONTAL RESULT

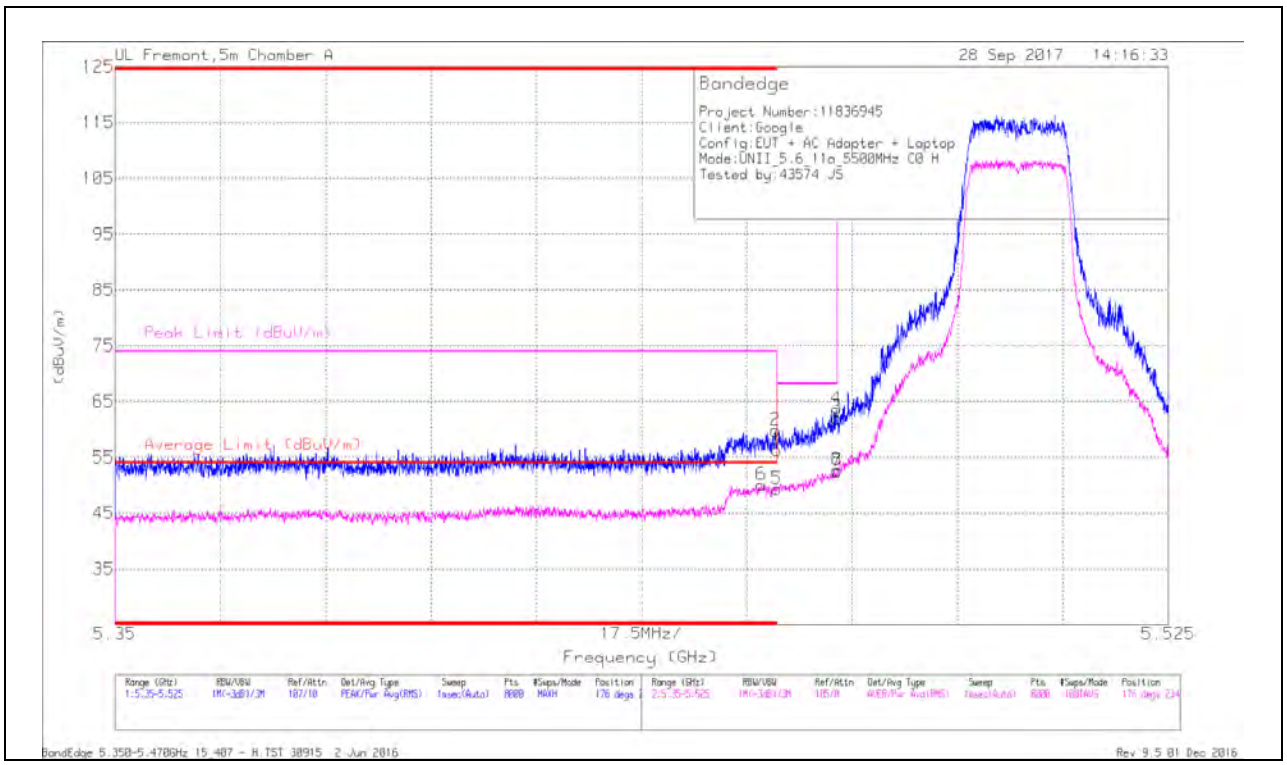

Marker	Frequency (GHz)	Meter Reading (dBuV)	Det	AF T862 (dB/m)	Amp/Cbl/Fltr/Pad (dB)	DC Corr (dB)	Corrected Reading (dBuV/m)	Average Limit (dBuV/m)	Margin (dB)	Peak Limit (dBuV/m)	PK Margin (dB)	Azimuth (Degs)	Height (cm)	Polarity
6	* 5.457	33.57	RMS	34.7	-18.3	.12	50.09	54	-3.91	-	-	176	234	H
1	* 5.46	40.05	Pk	34.7	-18.4	0	56.35	-	-	74	-17.65	176	234	H
2	* 5.46	43.5	Pk	34.7	-18.4	0	59.8	-	-	74	-14.2	176	234	H
5	* 5.46	32.94	RMS	34.7	-18.4	.12	49.36	54	-4.64	-	-	176	234	H
3	5.47	45.42	Pk	34.8	-18.2	0	62.02	-	-	68.2	-6.18	176	234	H
4	5.47	46.97	Pk	34.8	-18.2	0	63.57	-	-	68.2	-4.63	176	234	H
7	5.47	35.76	RMS	34.8	-18.2	.12	52.48	-	-	-	-	176	234	H
8	5.47	36.01	RMS	34.8	-18.2	.12	52.73	-	-	-	-	176	234	H

* - indicates frequency in CFR47 Pt 15 / IC RSS-Restricted Band
Pk - Peak detector
RMS - RMS detection

UL VERIFICATION SERVICES INC.
47173 BENICIA STREET, FREMONT, CA 94538, USA TEL: (510) 771-1000 FAX: (510) 661-0888
This report shall not be reproduced except in full, without the written approval of UL Verification Services Inc.

VERTICAL RESULT

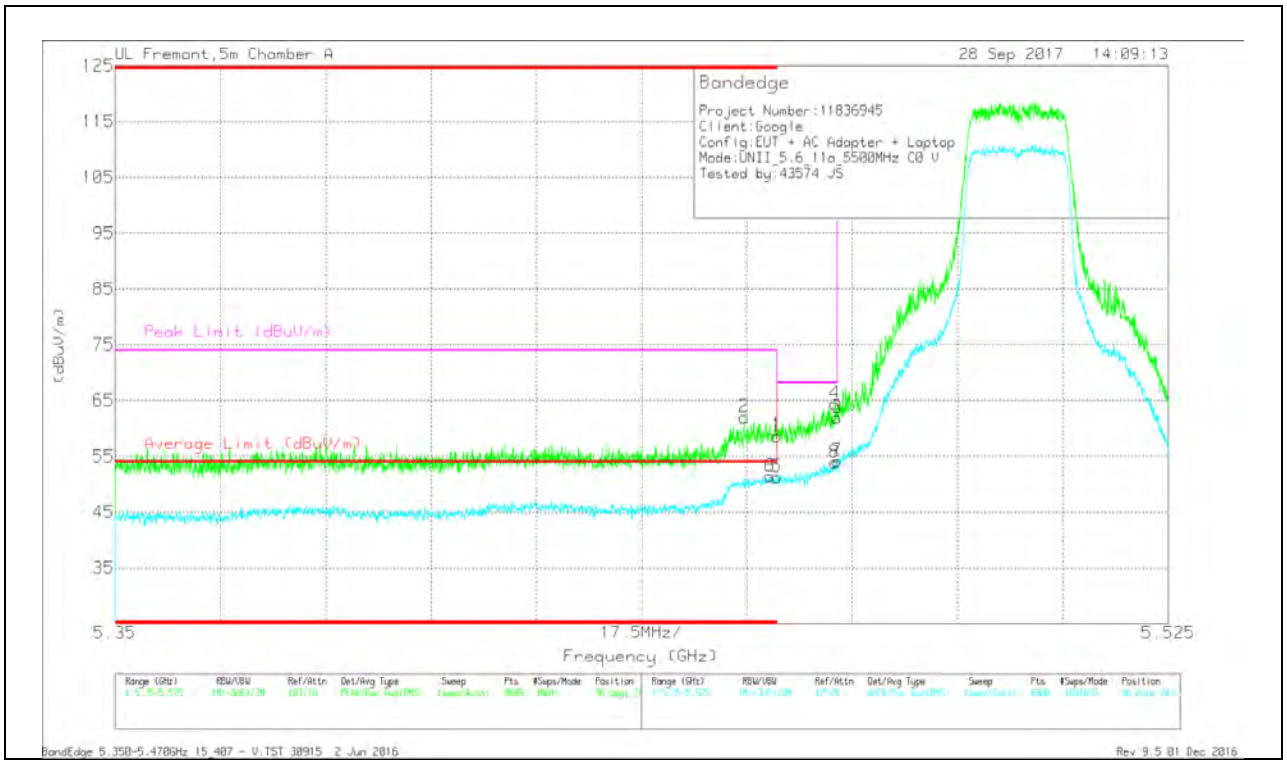

Marker	Frequency (GHz)	Meter Reading (dBuV)	Det	AF T862 (dB/m)	Amp/Cbl/Fltr/Pad (dB)	DC Corr (dB)	Corrected Reading (dBuV/m)	Average Limit (dBuV/m)	Margin (dB)	Peak Limit (dBuV/m)	PK Margin (dB)	Azimuth (Degs)	Height (cm)	Polarity
2	* 5.455	45.62	Pk	34.7	-18.3	0	62.02	-	-	74	-11.98	96	242	V
6	* 5.459	35	RMS	34.7	-18.4	.12	51.42	54	-2.58	-	-	96	242	V
1	* 5.46	42.37	Pk	34.7	-18.4	0	58.67	-	-	74	-15.33	96	242	V
5	* 5.46	34.86	RMS	34.7	-18.4	.12	51.28	54	-2.72	-	-	96	242	V
3	5.47	45.34	Pk	34.8	-18.2	0	61.94	-	-	68.2	-6.26	96	242	V
4	5.47	47.81	Pk	34.8	-18.2	0	64.41	-	-	68.2	-3.79	96	242	V
7	5.47	37.45	RMS	34.8	-18.2	.12	54.17	-	-	-	-	96	242	V
8	5.47	37.12	RMS	34.8	-18.2	.12	53.84	-	-	-	-	96	242	V

* - indicates frequency in CFR47 Pt 15 / IC RSS-Restricted Band
Pk - Peak detector
RMS - RMS detection

UL VERIFICATION SERVICES INC.
47173 BENICIA STREET, FREMONT, CA 94538, USA TEL: (510) 771-1000 FAX: (510) 661-0888
This report shall not be reproduced except in full, without the written approval of UL Verification Services Inc.

BANDEDGE (HIGH CHANNEL)

HORIZONTAL RESULT

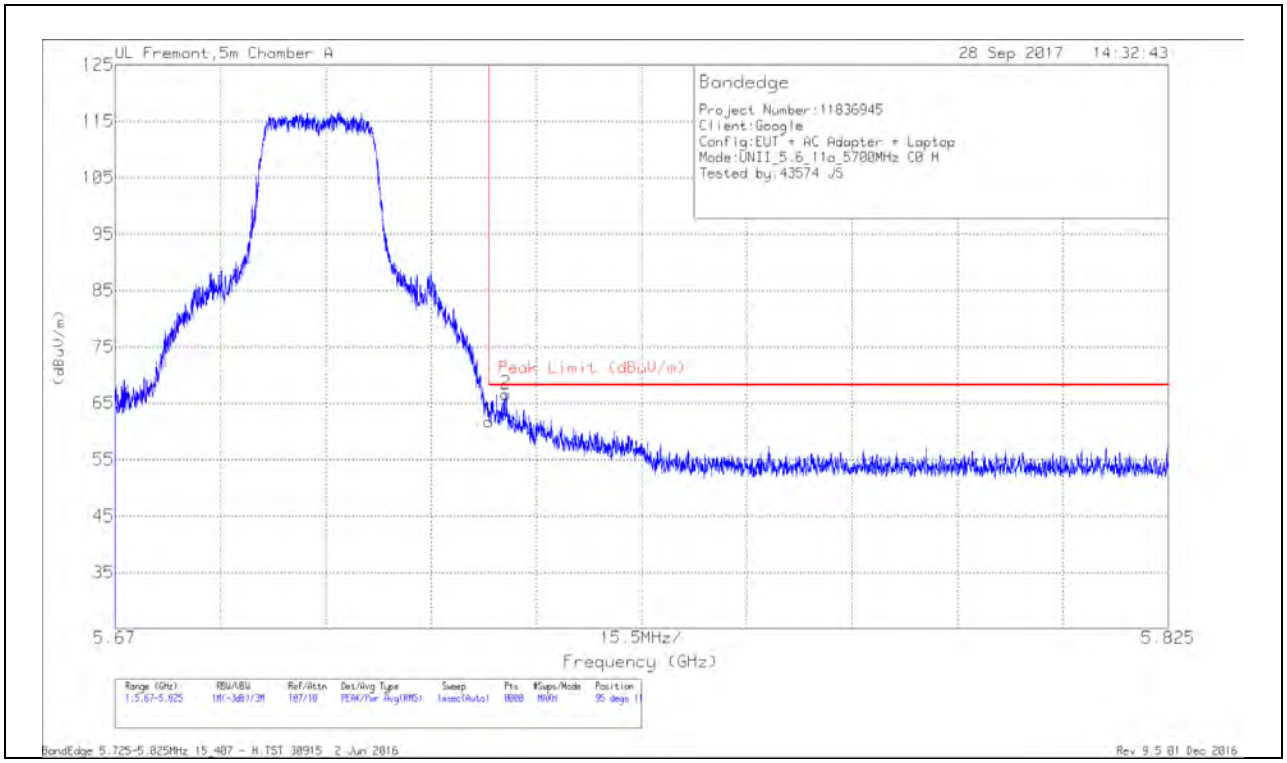

Marker	Frequency (GHz)	Meter Reading (dBuV)	Det	AF T862 (dB/m)	Amp/Cbl/Fltr/Pad (dB)	DC Corr (dB)	Corrected Reading (dBuV/m)	Peak Limit (dBuV/m)	PK Margin (dB)	Azimuth (Degs)	Height (cm)	Polarity
1	5.725	45.23	Pk	35	-18.4	0	61.83	68.2	-6.37	95	118	H
2	5.728	49.95	Pk	35	-18.3	0	66.65	68.2	-1.55	95	118	H

* - indicates frequency in CFR47 Pt 15 / IC RSS-Restricted Band
Pk - Peak detector

UL VERIFICATION SERVICES INC.
47173 BENICIA STREET, FREMONT, CA 94538, USA TEL: (510) 771-1000 FAX: (510) 661-0888
This report shall not be reproduced except in full, without the written approval of UL Verification Services Inc.

VERTICAL RESULT

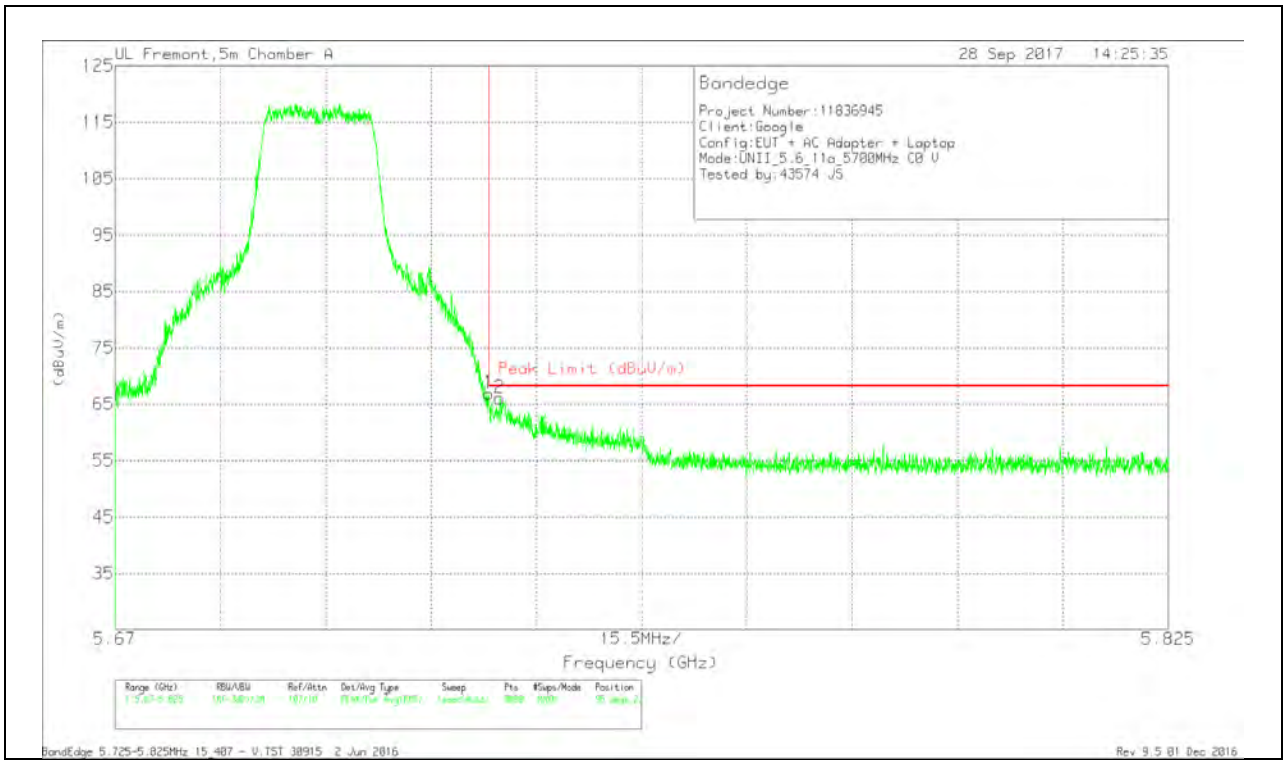

Marker	Frequency (GHz)	Meter Reading (dBuV)	Det	AF T862 (dB/m)	Amp/Cbl/Fltr/Pad (dB)	DC Corr (dB)	Corrected Reading (dBuV/m)	Peak Limit (dBuV/m)	PK Margin (dB)	Azimuth (Degs)	Height (cm)	Polarity
1	5.725	50.27	Pk	35	-18.4	0	66.87	68.2	-1.33	95	233	V
2	5.727	49.37	Pk	35	-18.3	0	66.07	68.2	-2.13	95	233	V

* - indicates frequency in CFR47 Pt 15 / IC RSS-Restricted Band
Pk - Peak detector

UL VERIFICATION SERVICES INC.
47173 BENICIA STREET, FREMONT, CA 94538, USA TEL: (510) 771-1000 FAX: (510) 661-0888
This report shall not be reproduced except in full, without the written approval of UL Verification Services Inc.

HARMONICS AND SPURIOUS EMISSIONS

LOW CHANNEL RESULTS

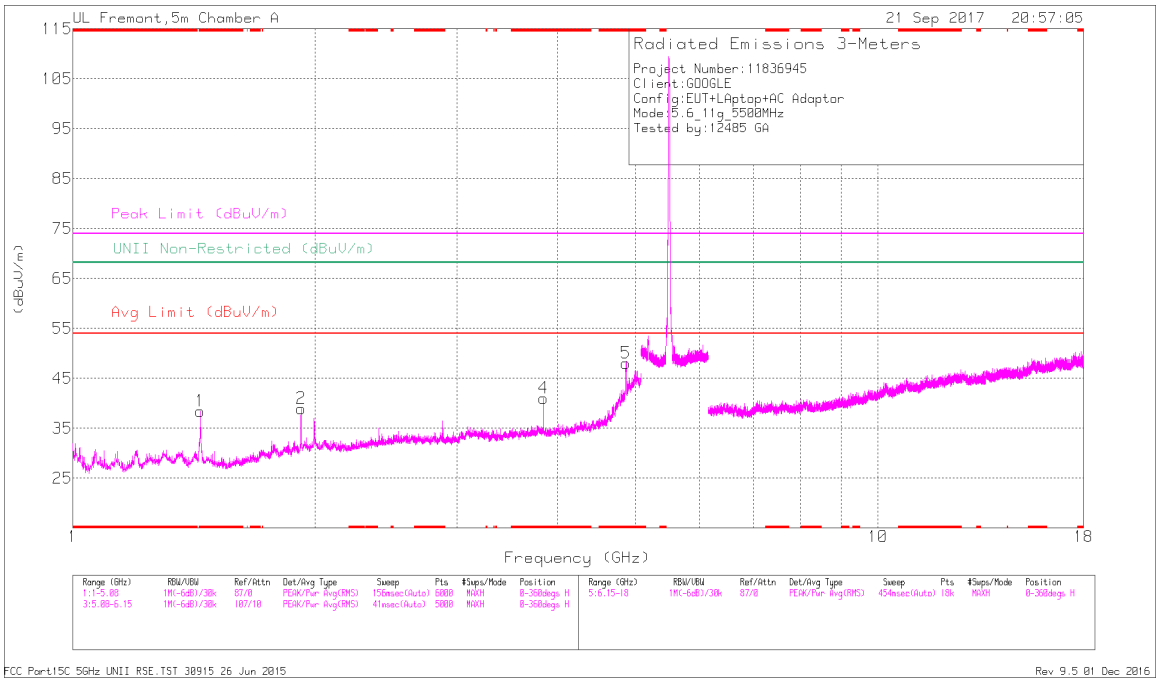

HORIZONTAL

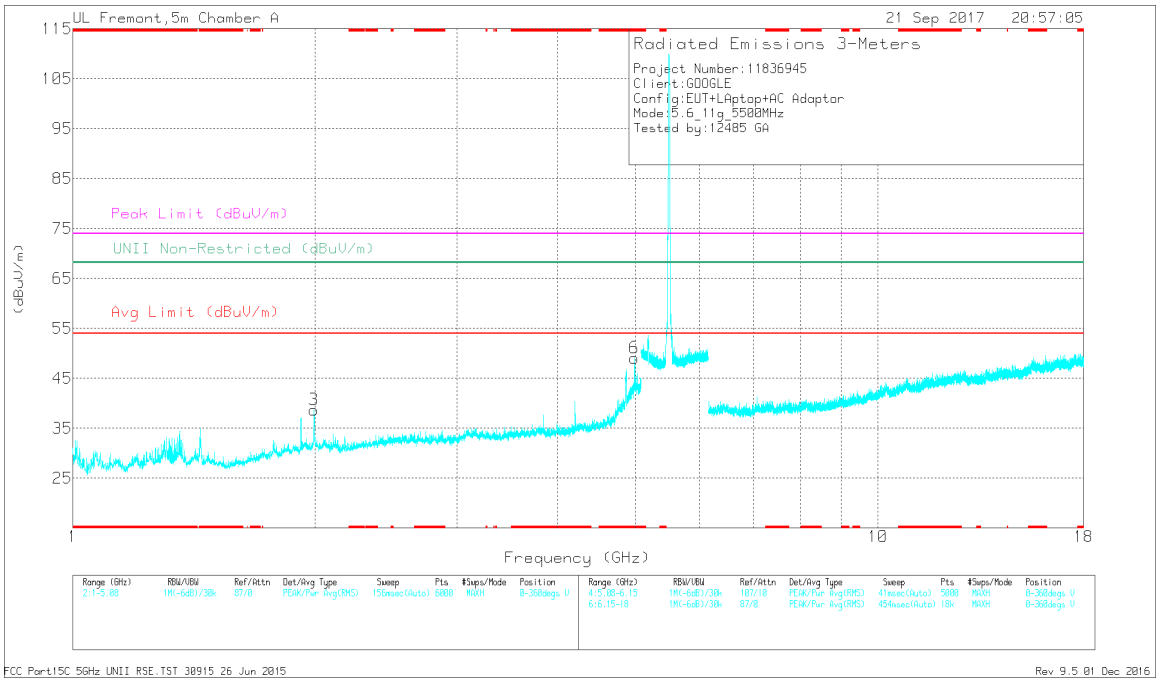

VERTICAL

UL VERIFICATION SERVICES INC.
47173 BENICIA STREET, FREMONT, CA 94538, USA TEL: (510) 771-1000 FAX: (510) 661-0888
This report shall not be reproduced except in full, without the written approval of UL Verification Services Inc.

RADIATED EMISSIONS

Marker	Frequency (GHz)	Meter Reading (dBuV)	Det	AF T862 (dB/m)	Amp/Cbl/Fltr/Pad (dB)	DC Corr (dB)	Corrected Reading (dBuV/m)	Avg Limit (dBuV/m)	Margin (dB)	Peak Limit (dBuV/m)	PK Margin (dB)	UNII Non-Restricted (dBuV/m)	PK Margin (dB)	Azimuth (Degs)	Height (cm)	Polarity
1	* 1.44	51.91	PK-U	28.7	-32.6	0	48.01	-	-	74	-25.99	-	-	67	176	H
	* 1.44	41.98	ADR	28.7	-32.6	.12	38.2	54	-15.8	-	-	-	-	67	176	H
4	* 3.84	41.87	PK-U	33	-29.1	0	45.77	-	-	74	-28.23	-	-	213	109	H
	* 3.84	35.67	ADR	33	-29.1	.12	39.69	54	-14.31	-	-	-	-	213	109	H
5	* 4.863	48.75	PK-U	34.1	-27.2	0	55.65	-	-	74	-18.35	-	-	359	103	H
	* 4.863	37.74	ADR	34.1	-27.2	.12	44.76	54	-9.24	-	-	-	-	359	103	H
6	* 4.985	47.5	PK-U	34.3	-26.8	0	55	-	-	74	-19	-	-	257	155	V
	* 4.985	36.46	ADR	34.3	-26.8	.12	44.08	54	-9.92	-	-	-	-	257	155	V
2	1.92	47.05	PK-U	31.2	-32.7	0	45.55	-	-	-	-	68.2	-22.65	267	196	H
3	1.991	49.94	PK-U	31.4	-31.9	0	49.44	-	-	-	-	68.2	-18.76	88	242	V

* - indicates frequency in CFR47 Pt 15 / IC RSS-Restricted Band
PK-U - U-NII: Maximum Peak
ADR - U-NII AD primary method, RMS average

UL VERIFICATION SERVICES INC.
47173 BENICIA STREET, FREMONT, CA 94538, USA TEL: (510) 771-1000 FAX: (510) 661-0888
This report shall not be reproduced except in full, without the written approval of UL Verification Services Inc.

MID CHANNEL RESULTS

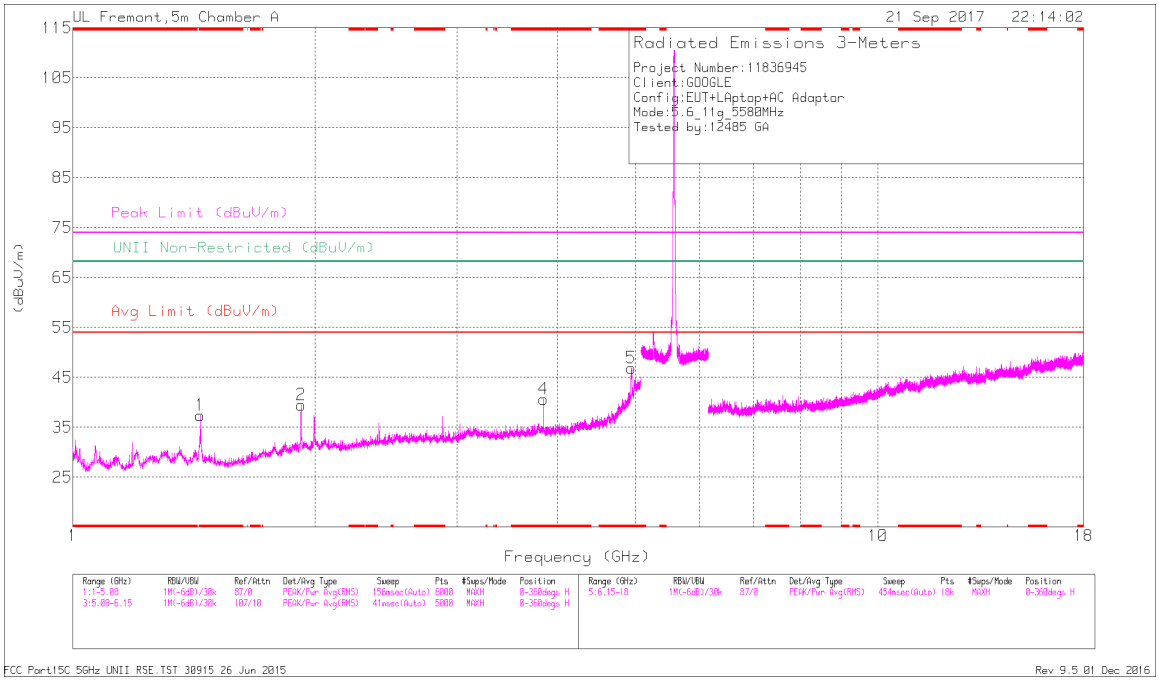

HORIZONTAL

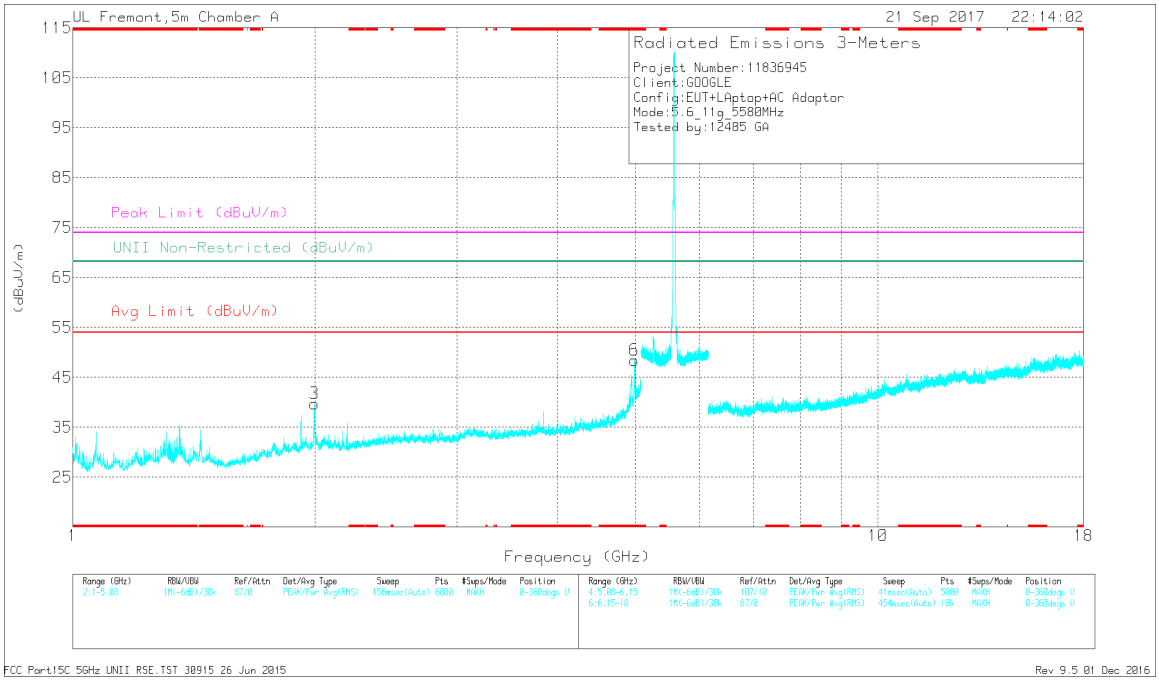

VERTICAL

UL VERIFICATION SERVICES INC.
47173 BENICIA STREET, FREMONT, CA 94538, USA TEL: (510) 771-1000 FAX: (510) 661-0888
This report shall not be reproduced except in full, without the written approval of UL Verification Services Inc.

RADIATED EMISSIONS

Marker	Frequency (GHz)	Meter Reading (dBuV)	Det	AF T862 (dB/m)	Amp/Cbl/Fltr/Pad (dB)	DC Corr (dB)	Corrected Reading (dBuV/m)	Avg Limit (dBuV/m)	Margin (dB)	Peak Limit (dBuV/m)	PK Margin (dB)	UNII Non-Restricted (dBuV/m)	PK Margin (dB)	Azimuth (Degs)	Height (cm)	Polarity
1	* 1.44	51.68	PK-U	28.7	-32.6	0	47.78	-	-	74	-26.22	-	-	71	175	H
	* 1.44	40.41	ADR	28.7	-32.6	.12	36.63	54	-17.37	-	-	-	-	71	175	H
4	* 3.84	41.94	PK-U	33	-29.1	0	45.84	-	-	74	-28.16	-	-	335	107	H
	* 3.84	34.86	ADR	33	-29.1	.12	38.88	54	-15.12	-	-	-	-	335	107	H
5	* 4.939	47.29	PK-U	34.2	-27.3	0	54.19	-	-	74	-19.81	-	-	360	208	H
	* 4.939	36.63	ADR	34.2	-27.3	.12	43.65	54	-10.35	-	-	-	-	360	208	H
6	* 4.979	48.23	PK-U	34.3	-27	0	55.53	-	-	74	-18.47	-	-	260	200	V
	* 4.979	37.02	ADR	34.3	-27	.12	44.44	54	-9.56	-	-	-	-	260	200	V
2	1.92	47.07	PK-U	31.2	-32.7	0	45.57	-	-	-	-	68.2	-22.63	272	196	H
3	1.994	48.44	PK-U	31.4	-31.9	0	47.94	-	-	-	-	68.2	-20.26	90	311	V

* - indicates frequency in CFR47 Pt 15 / IC RSS-Restricted Band
PK-U - U-NII: Maximum Peak
ADR - U-NII AD primary method, RMS average

UL VERIFICATION SERVICES INC.
47173 BENICIA STREET, FREMONT, CA 94538, USA TEL: (510) 771-1000 FAX: (510) 661-0888
This report shall not be reproduced except in full, without the written approval of UL Verification Services Inc.

HIGH CHANNEL RESULTS

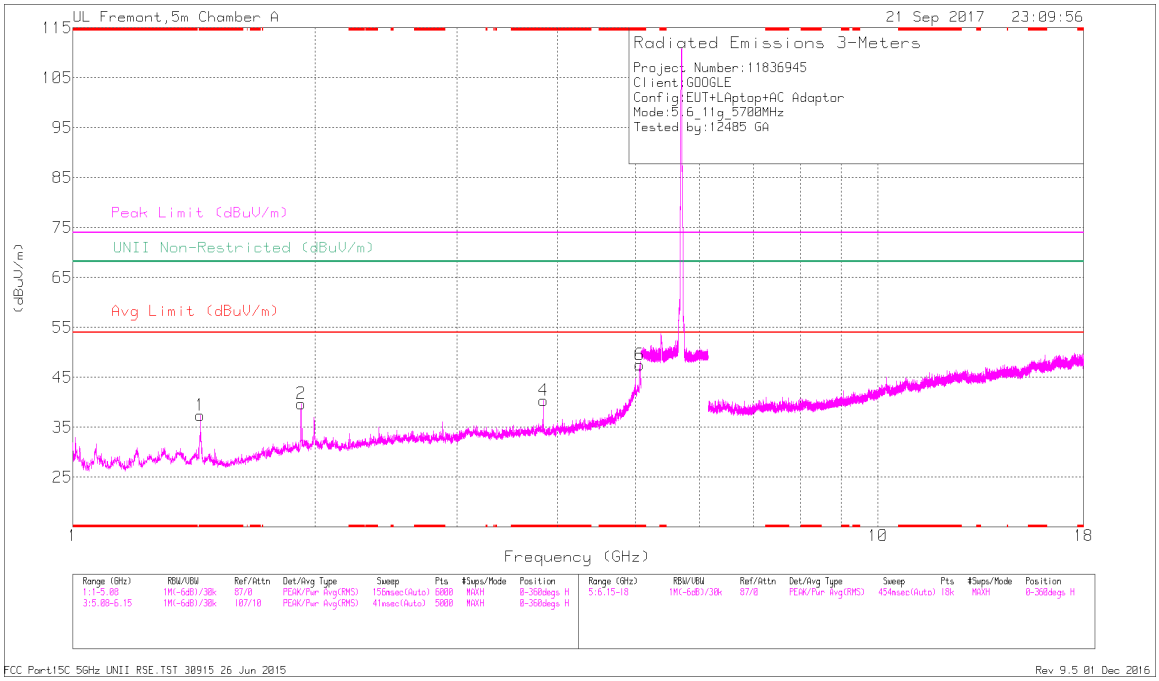

HORIZONTAL

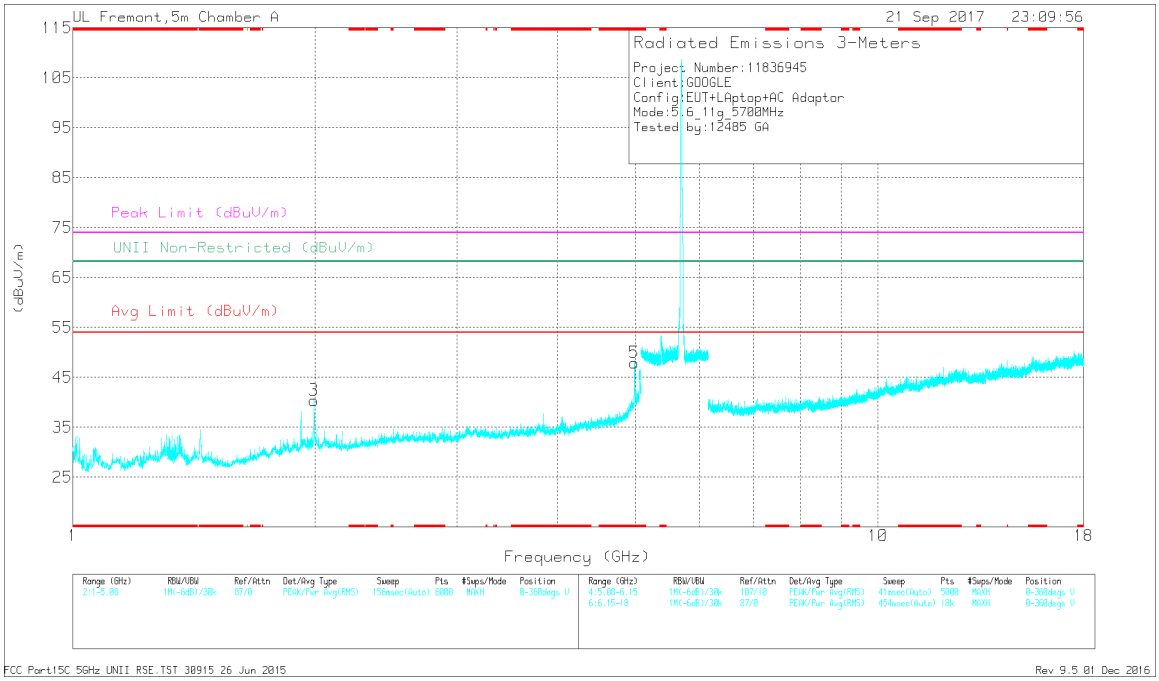

VERTICAL

UL VERIFICATION SERVICES INC.
47173 BENICIA STREET, FREMONT, CA 94538, USA TEL: (510) 771-1000 FAX: (510) 661-0888
This report shall not be reproduced except in full, without the written approval of UL Verification Services Inc.

RADIATED EMISSIONS

Marker	Frequency (GHz)	Meter Reading (dBuV)	Det	AF T862 (dB/m)	Amp/Cbl/Fltr/Pad (dB)	DC Corr (dB)	Corrected Reading (dBuV/m)	Avg Limit (dBuV/m)	Margin (dB)	Peak Limit (dBuV/m)	PK Margin (dB)	UNII Non-Restricted (dBuV/m)	PK Margin (dB)	Azimuth (Degs)	Height (cm)	Polarity
1	* 1.44	51.68	PK-U	28.7	-32.6	0	47.78	-	-	74	-26.22	-	-	82	143	H
	* 1.44	40.25	ADR	28.7	-32.6	.12	36.47	54	-17.53	-	-	-	-	82	143	H
4	* 3.841	40.61	PK-U	33	-29.1	0	44.51	-	-	74	-29.49	-	-	211	104	H
	* 3.84	32.44	ADR	33	-29.1	.12	36.46	54	-17.54	-	-	-	-	211	104	H
6	* 5.06	45.81	PK-U	34.4	-25.1	0	55.11	-	-	74	-18.89	-	-	359	145	H
	* 5.063	35.03	ADR	34.4	-25	.12	44.55	54	-9.45	-	-	-	-	359	145	H
5	* 4.982	47.15	PK-U	34.3	-26.9	0	54.55	-	-	74	-19.45	-	-	259	163	V
	* 4.982	36.82	ADR	34.3	-26.9	.12	44.34	54	-9.66	-	-	-	-	259	163	V
2	1.92	47.14	PK-U	31.2	-32.7	0	45.64	-	-	-	-	68.2	-22.56	274	200	H
3	1.992	50.43	PK-U	31.4	-31.9	0	49.93	-	-	-	-	68.2	-18.27	240	228	V

* - indicates frequency in CFR47 Pt 15 / IC RSS-Restricted Band
PK-U - U-NII: Maximum Peak
ADR - U-NII AD primary method, RMS average

UL VERIFICATION SERVICES INC.
47173 BENICIA STREET, FREMONT, CA 94538, USA TEL: (510) 771-1000 FAX: (510) 661-0888
This report shall not be reproduced except in full, without the written approval of UL Verification Services Inc.

CHANNEL 144 RESULTS

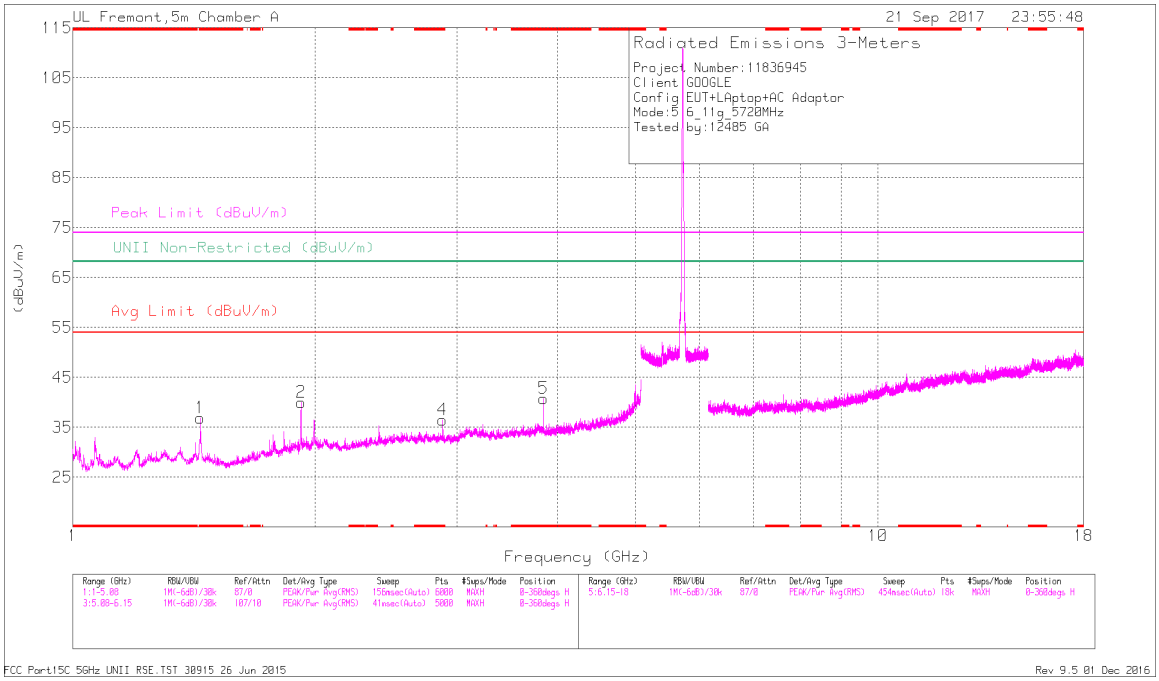

HORIZONTAL

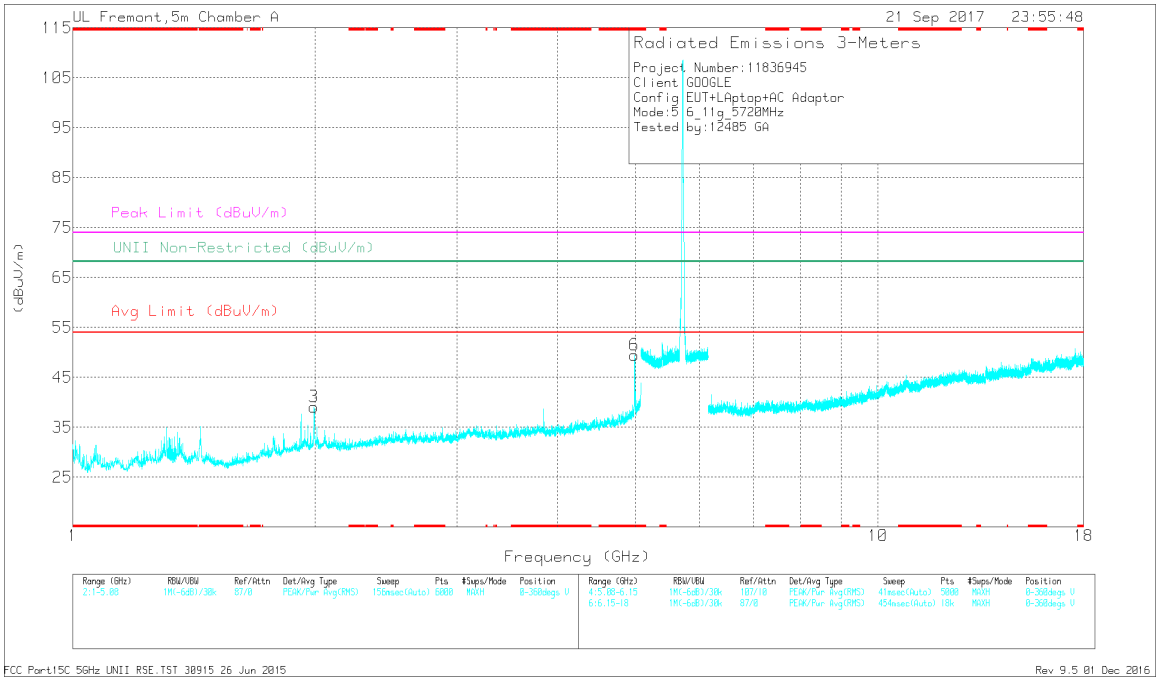

VERTICAL

UL VERIFICATION SERVICES INC.
47173 BENICIA STREET, FREMONT, CA 94538, USA TEL: (510) 771-1000 FAX: (510) 661-0888
This report shall not be reproduced except in full, without the written approval of UL Verification Services Inc.

RADIATED EMISSIONS

Marker	Frequency (GHz)	Meter Reading (dBuV)	Det	AF T862 (dB/m)	Amp/Cbl/Fltr/Pad (dB)	DC Corr (dB)	Corrected Reading (dBuV/m)	Avg Limit (dBuV/m)	Margin (dB)	Peak Limit (dBuV/m)	PK Margin (dB)	UNII Non-Restricted (dBuV/m)	PK Margin (dB)	Azimuth (Degs)	Height (cm)	Polarity
1	* 1.44	51.11	PK-U	28.7	-32.6	0	47.21	-	-	74	-26.79	-	-	78	173	H
	* 1.44	40.49	ADR	28.7	-32.6	.12	36.71	54	-17.29	-	-	-	-	78	173	H
4	* 2.88	40.74	PK-U	32.2	-30.6	0	42.34	-	-	74	-31.66	-	-	52	253	H
	* 2.88	32.48	ADR	32.2	-30.6	.12	34.2	54	-19.8	-	-	-	-	52	253	H
5	* 3.84	42.74	PK-U	33	-29.1	0	46.64	-	-	74	-27.36	-	-	214	102	H
	* 3.84	35.4	ADR	33	-29.1	.12	39.42	54	-14.58	-	-	-	-	214	102	H
6	* 4.979	46	PK-U	34.3	-27	0	53.3	-	-	74	-20.7	-	-	256	193	V
	* 4.979	35.62	ADR	34.3	-27	.12	43.04	54	-10.96	-	-	-	-	256	193	V
2	1.92	47.5	PK-U	31.2	-32.7	0	46	-	-	-	-	68.2	-22.2	274	199	H
3	1.992	48.82	PK-U	31.4	-31.9	0	48.32	-	-	-	-	68.2	-19.88	229	146	V

* - indicates frequency in CFR47 Pt 15 / IC RSS-Restricted Band
PK-U - U-NII: Maximum Peak
ADR - U-NII AD primary method, RMS average

UL VERIFICATION SERVICES INC.
47173 BENICIA STREET, FREMONT, CA 94538, USA TEL: (510) 771-1000 FAX: (510) 661-0888
This report shall not be reproduced except in full, without the written approval of UL Verification Services Inc.

1TX Chain 1

BANDEDGE (LOW CHANNEL)

HORIZONTAL RESULT

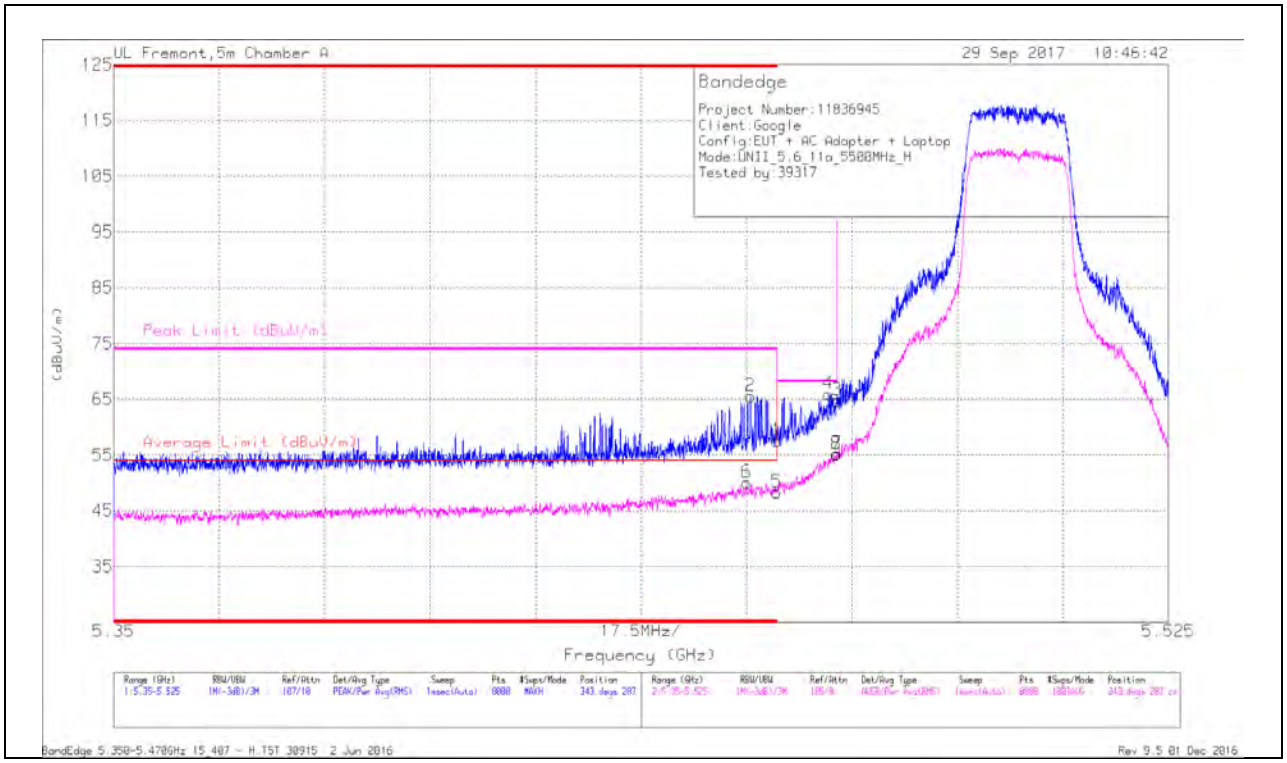

Marker	Frequency (GHz)	Meter Reading (dBuV)	Det	AF T862 (dB/m)	Amp/Cbl/Fltr/Pad (dB)	DC Corr (dB)	Corrected Reading (dBuV/m)	Average Limit (dBuV/m)	Margin (dB)	Peak Limit (dBuV/m)	PK Margin (dB)	Azimuth (Degs)	Height (cm)	Polarity
6	* 5.455	33.51	RMS	34.7	-18.3	.14	50.05	54	-3.95	-	-	343	287	H
2	* 5.456	49.13	Pk	34.7	-18.3	0	65.53	-	-	74	-8.47	343	287	H
1	* 5.46	41.16	Pk	34.7	-18.4	0	57.46	-	-	74	-16.54	343	287	H
5	* 5.46	31.92	RMS	34.7	-18.4	.14	48.36	54	-5.64	-	-	343	287	H
4	5.469	49.32	Pk	34.8	-18.2	0	65.92	-	-	68.2	-2.28	343	287	H
3	5.47	48.16	Pk	34.8	-18.2	0	64.76	-	-	68.2	-3.44	343	287	H
7	5.47	38.48	RMS	34.8	-18.2	.14	55.22	-	-	-	-	343	287	H
8	5.47	38.34	RMS	34.8	-18.2	.14	55.08	-	-	-	-	343	287	H

* - indicates frequency in CFR47 Pt 15 / IC RSS-Restricted Band
Pk - Peak detector
RMS - RMS detection

UL VERIFICATION SERVICES INC.
47173 BENICIA STREET, FREMONT, CA 94538, USA TEL: (510) 771-1000 FAX: (510) 661-0888
This report shall not be reproduced except in full, without the written approval of UL Verification Services Inc.

VERTICAL RESULT

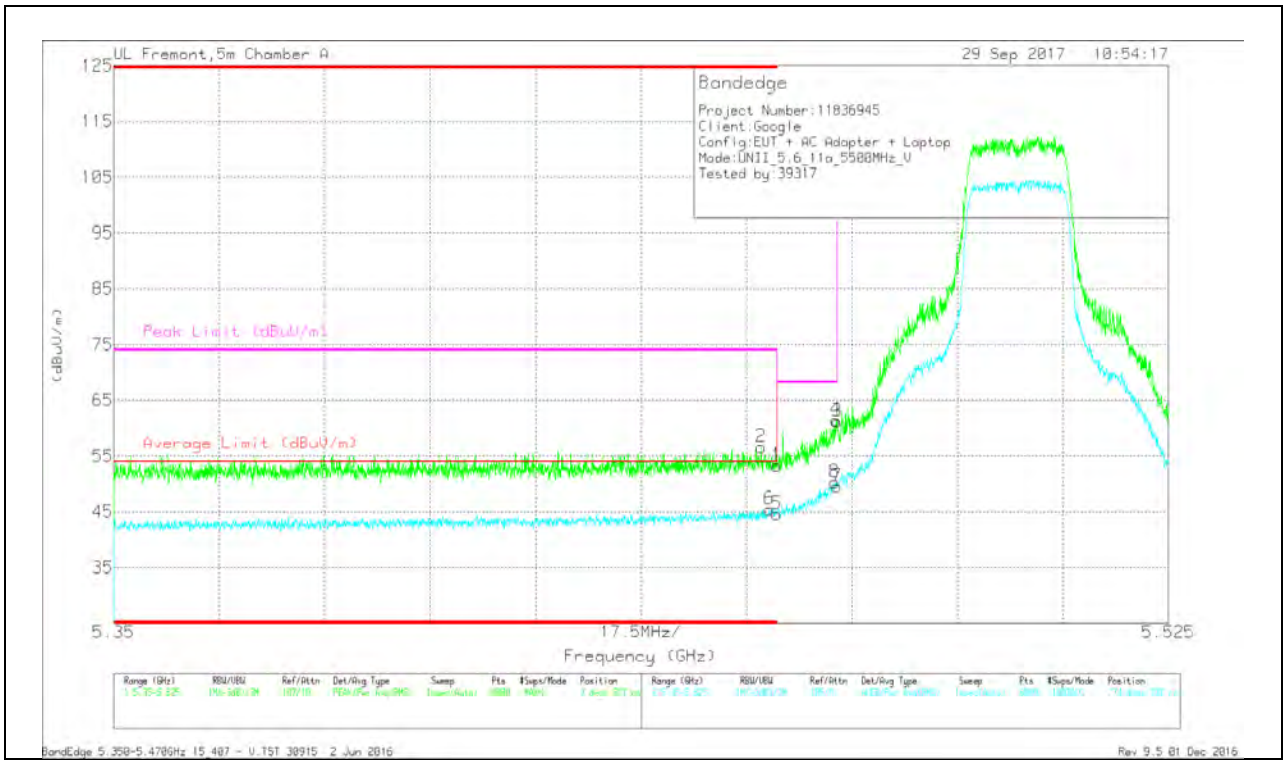

Marker	Frequency (GHz)	Meter Reading (dBuV)	Det	AF T862 (dB/m)	Amp/Cbl/Fltr/Pad (dB)	DC Corr (dB)	Corrected Reading (dBuV/m)	Average Limit (dBuV/m)	Margin (dB)	Peak Limit (dBuV/m)	PK Margin (dB)	Azimuth (Degs)	Height (cm)	Polarity
2	* 5.457	40.2	Pk	34.7	-18.3	0	56.6	-	-	74	-17.4	2	397	V
6	* 5.459	29.06	RMS	34.7	-18.4	.14	45.5	54	-8.5	-	-	274	397	V
1	* 5.46	36.93	Pk	34.7	-18.4	0	53.23	-	-	74	-20.77	2	397	V
5	* 5.46	28.14	RMS	34.7	-18.4	.14	44.58	54	-9.42	-	-	274	397	V
3	5.47	44.58	Pk	34.8	-18.2	0	61.18	-	-	68.2	-7.02	2	397	V
4	5.47	44.9	Pk	34.8	-18.2	0	61.5	-	-	68.2	-6.7	2	397	V
7	5.47	32.81	RMS	34.8	-18.2	.14	49.55	-	-	-	-	274	397	V
8	5.47	33.56	RMS	34.8	-18.2	.14	50.3	-	-	-	-	274	397	V

* - indicates frequency in CFR47 Pt 15 / IC RSS-Restricted Band
Pk - Peak detector
RMS - RMS detection

UL VERIFICATION SERVICES INC.
47173 BENICIA STREET, FREMONT, CA 94538, USA TEL: (510) 771-1000 FAX: (510) 661-0888
This report shall not be reproduced except in full, without the written approval of UL Verification Services Inc.

BANDEDGE (HIGH CHANNEL)

HORIZONTAL RESULT

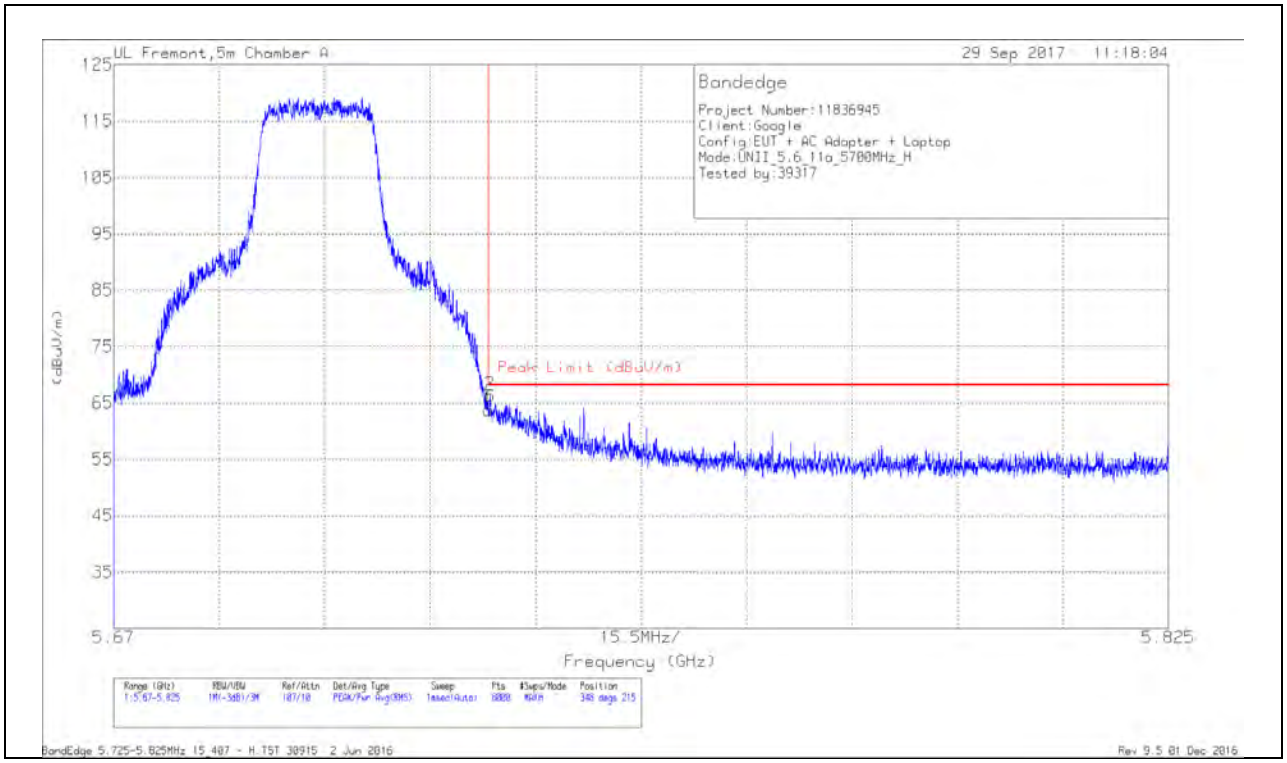

Marker	Frequency (GHz)	Meter Reading (dBuV)	Det	AF T862 (dB/m)	Amp/Cbl/Fltr/Pad (dB)	DC Corr (dB)	Corrected Reading (dBuV/m)	Peak Limit (dBuV/m)	PK Margin (dB)	Azimuth (Degs)	Height (cm)	Polarity
1	5.725	47.21	Pk	35	-18.4	0	63.81	68.2	-4.39	348	215	H
2	5.725	49.79	Pk	35	-18.4	0	66.39	68.2	-1.81	348	215	H

Pk - Peak detector

UL VERIFICATION SERVICES INC.
47173 BENICIA STREET, FREMONT, CA 94538, USA TEL: (510) 771-1000 FAX: (510) 661-0888
This report shall not be reproduced except in full, without the written approval of UL Verification Services Inc.

VERTICAL RESULT

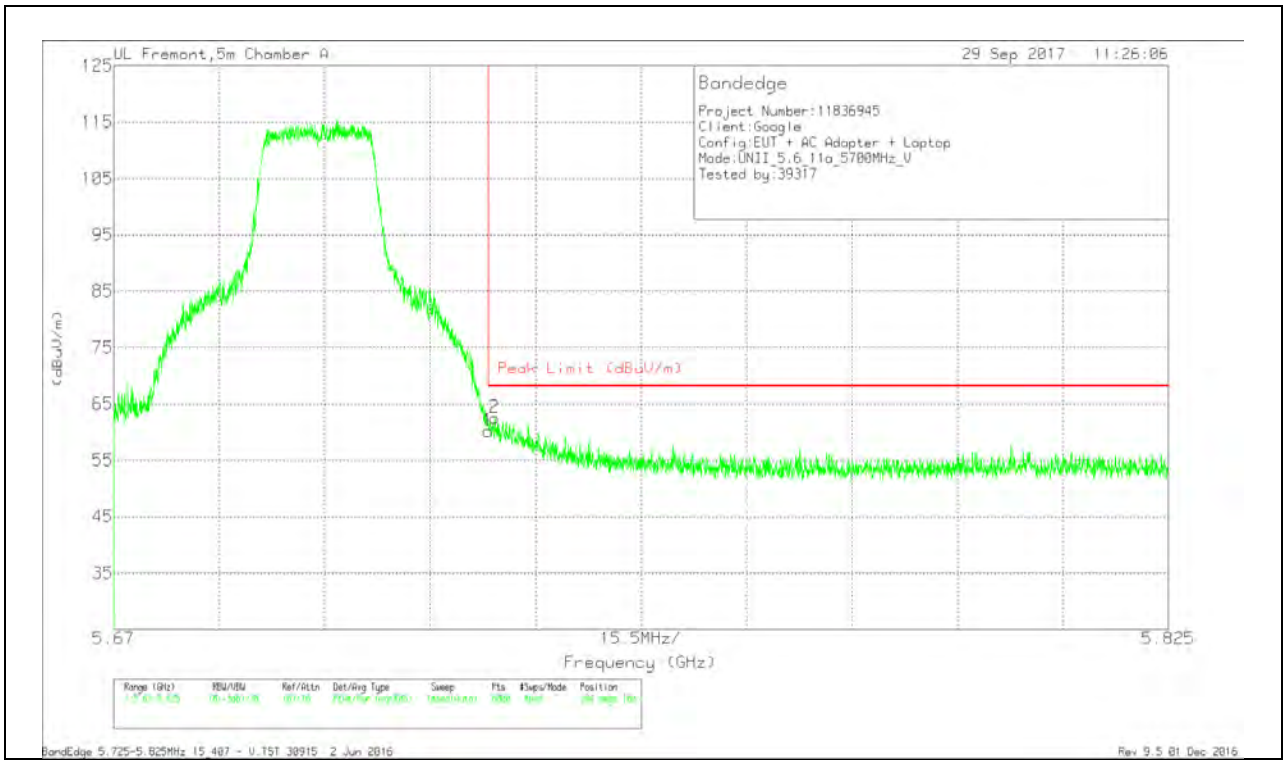

Marker	Frequency (GHz)	Meter Reading (dBuV)	Det	AF T862 (dB/m)	Amp/Cbl/Fltr/Pad (dB)	DC Corr (dB)	Corrected Reading (dBuV/m)	Peak Limit (dBuV/m)	PK Margin (dB)	Azimuth (Degs)	Height (cm)	Polarity
1	5.725	43.59	Pk	35	-18.4	0	60.19	68.2	-8.01	204	160	V
2	5.726	45.9	Pk	35	-18.4	0	62.5	68.2	-5.7	204	160	V

Pk - Peak detector

UL VERIFICATION SERVICES INC.
47173 BENICIA STREET, FREMONT, CA 94538, USA TEL: (510) 771-1000 FAX: (510) 661-0888
This report shall not be reproduced except in full, without the written approval of UL Verification Services Inc.

HARMONICS AND SPURIOUS EMISSIONS

LOW CHANNEL RESULTS

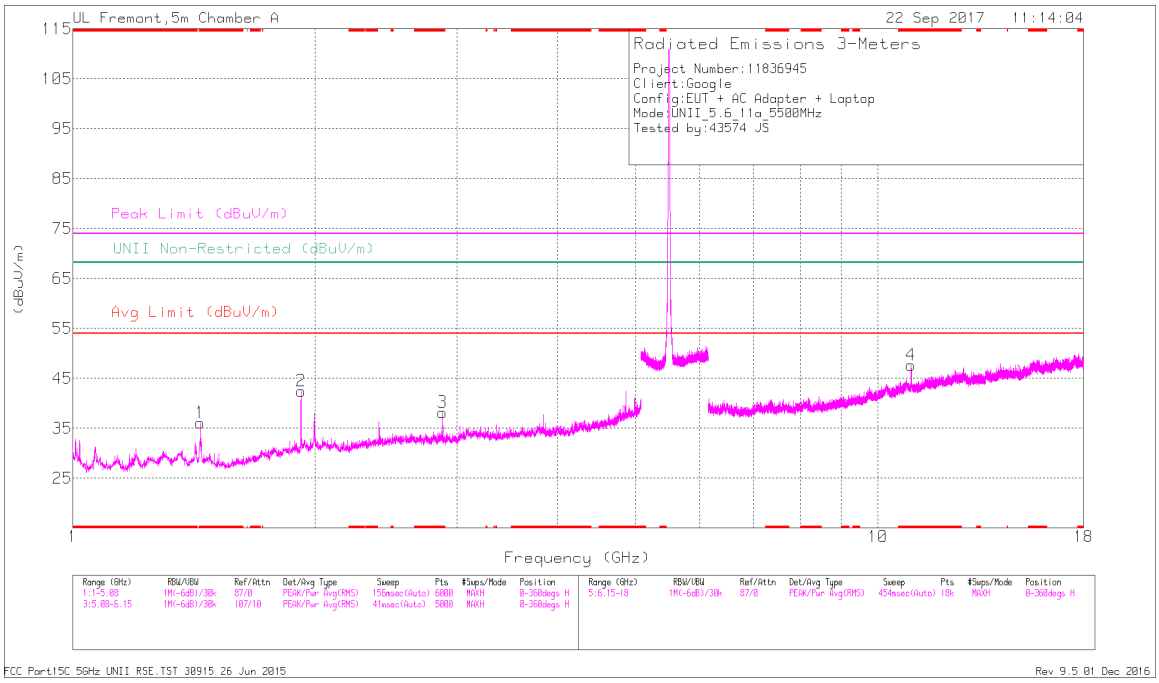

HORIZONTAL

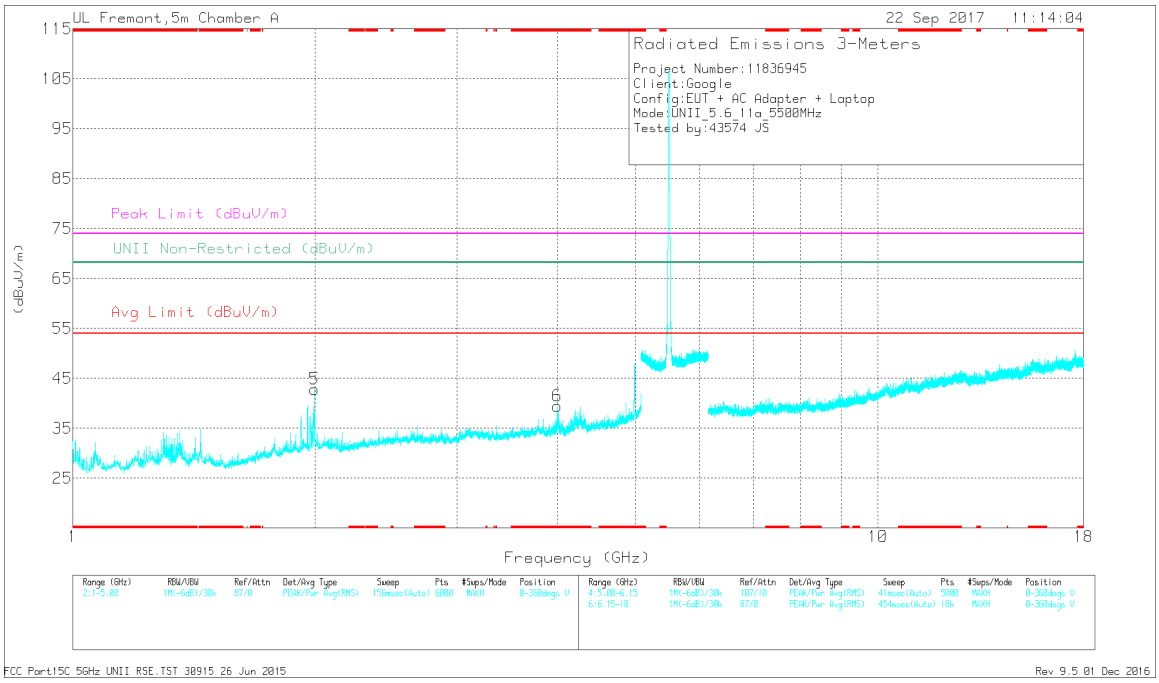

VERTICAL

UL VERIFICATION SERVICES INC.
47173 BENICIA STREET, FREMONT, CA 94538, USA TEL: (510) 771-1000 FAX: (510) 661-0888
This report shall not be reproduced except in full, without the written approval of UL Verification Services Inc.