Test Mode :	802.11g	Test Channel :	01

100kHz PSD reference Level	Low Channel Plot
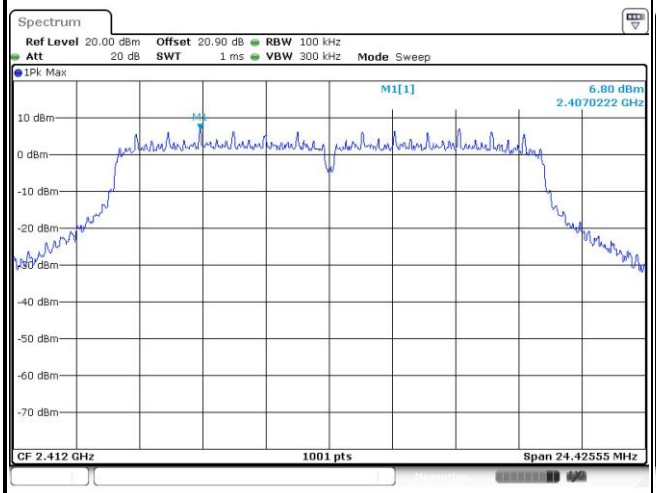	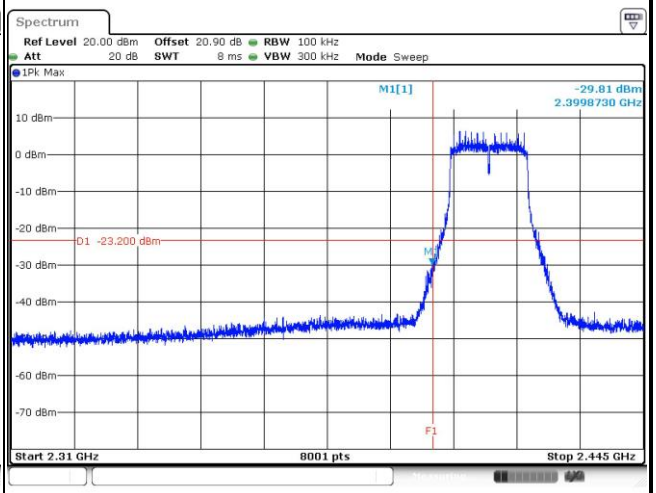
Date: 30.JUL.2019 11:54:19	Date: 30.JUL.2019 11:54:34
Spurious Emission 30MHz~3GHz	**Spurious Emission 2GHz~25GHz**
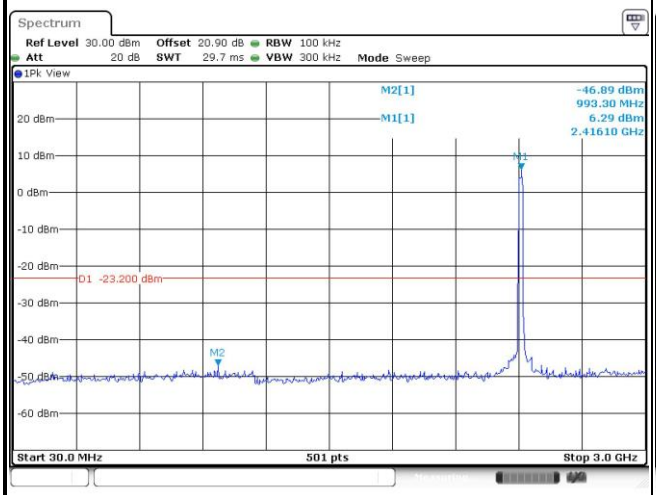	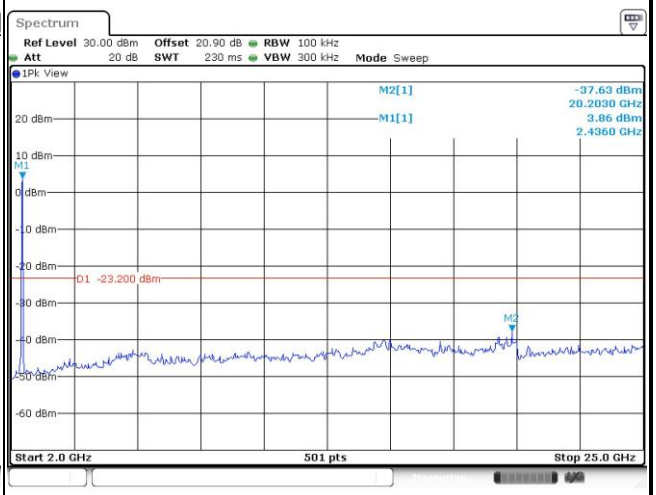
Date: 30.JUL.2019 11:58:31	Date: 30.JUL.2019 11:58:47

Test Mode :	802.11g	Test Channel :	02

100kHz PSD reference Level

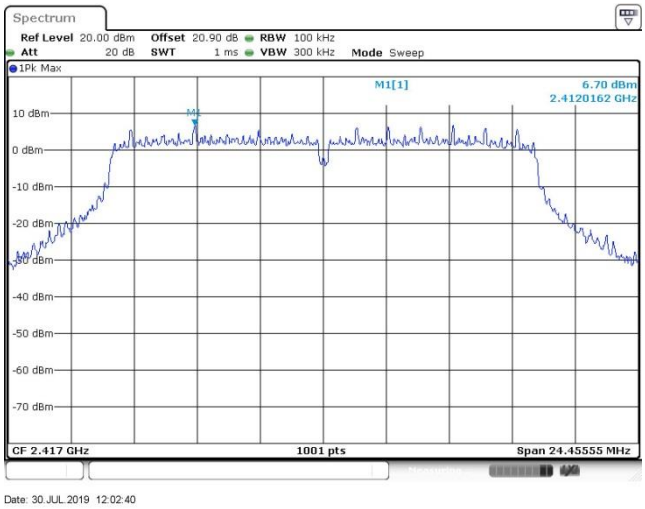

Spurious Emission 30MHz~3GHz

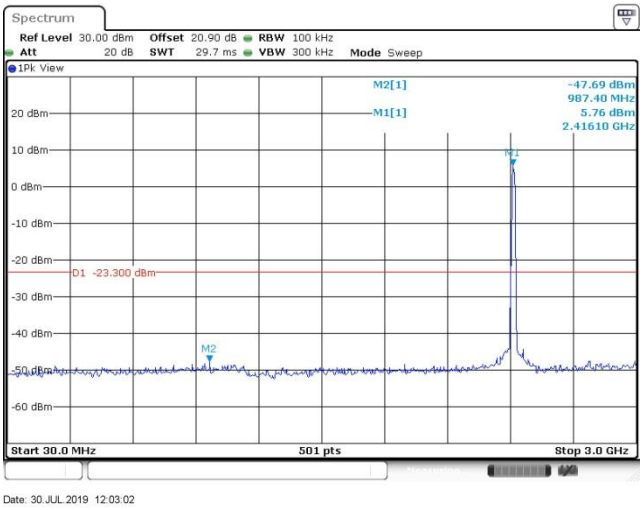

Spurious Emission 2GHz~25GHz

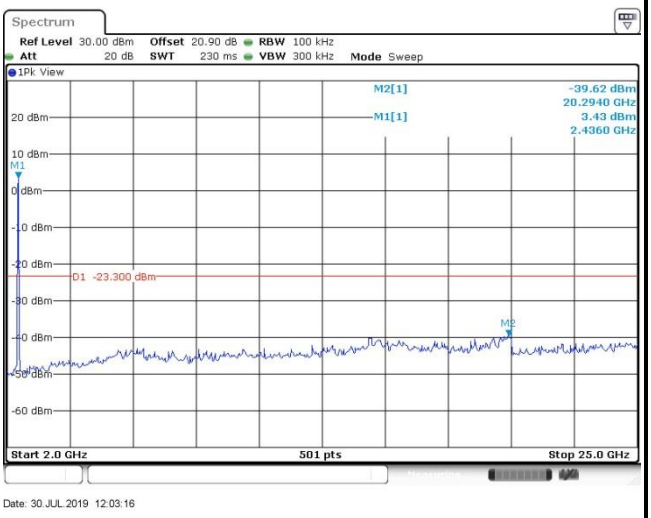

Test Mode :	802.11g	Test Channel :	03

100kHz PSD reference Level

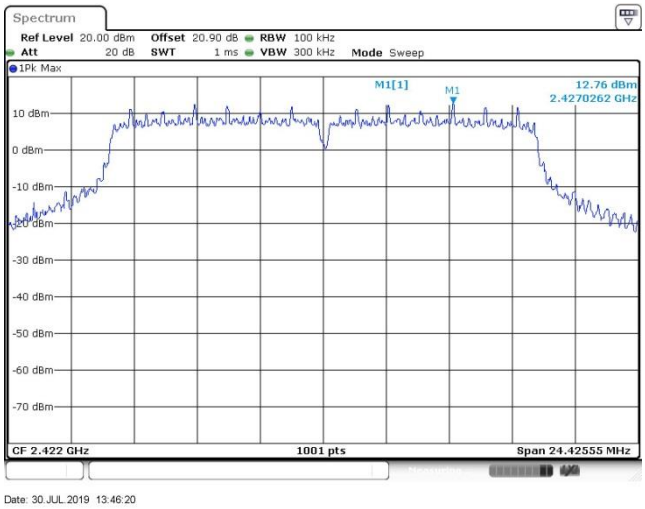

Spurious Emission 30MHz~3GHz

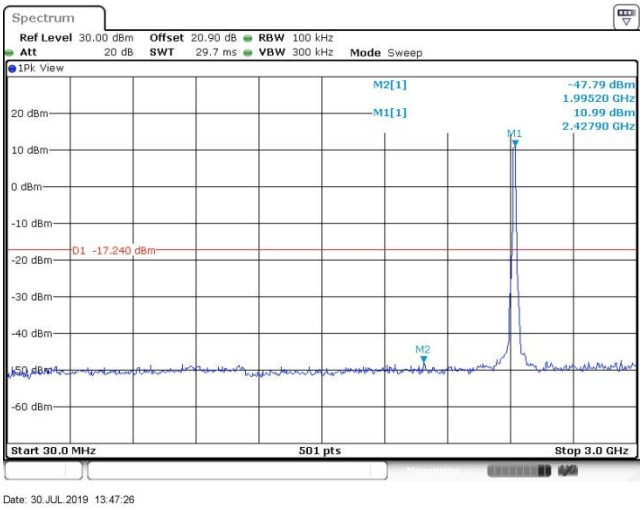

Spurious Emission 2GHz~25GHz

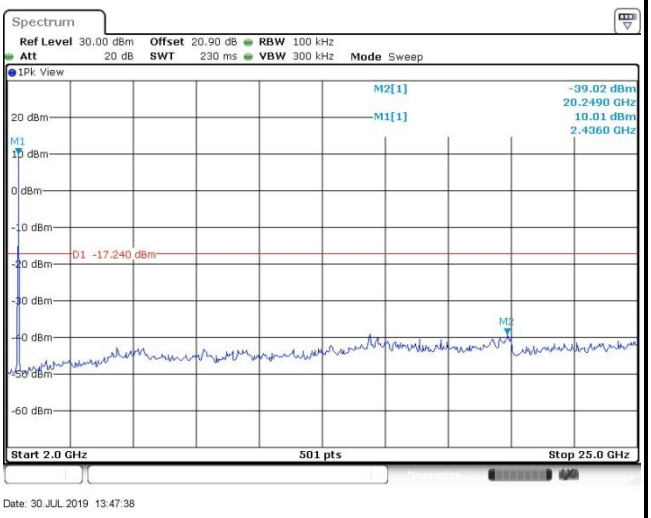

Test Mode :	802.11g	Test Channel :	06

100kHz PSD reference Level

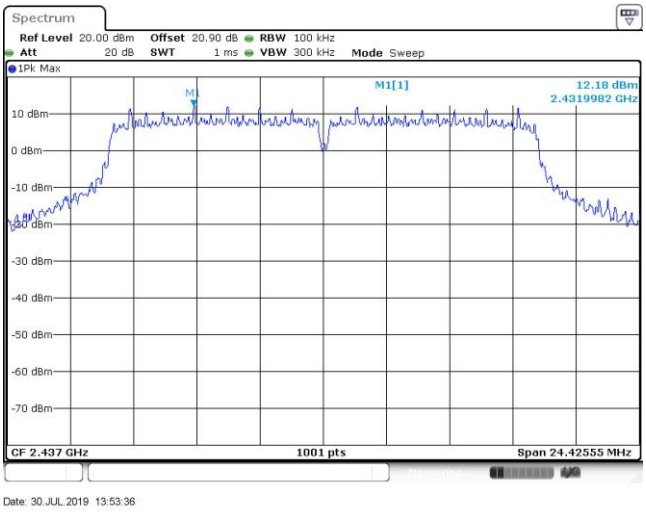

Spurious Emission 30MHz~3GHz

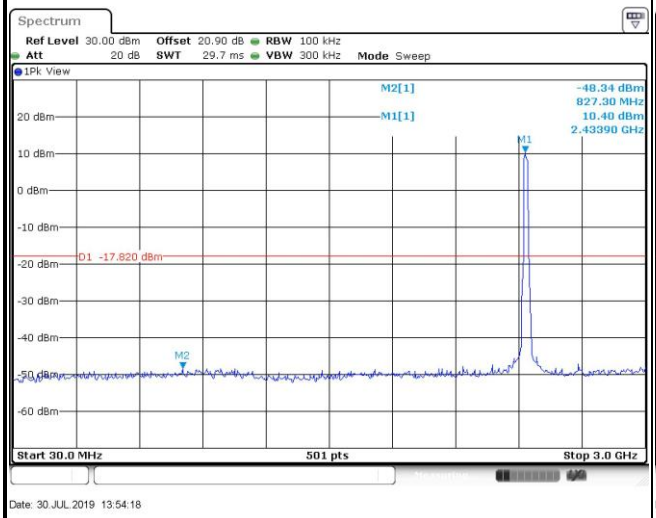

Spurious Emission 2GHz~25GHz

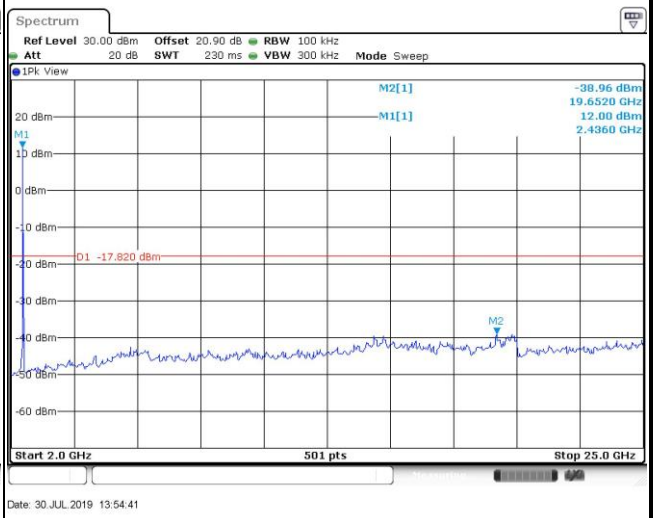

Test Mode :	802.11g	Test Channel :	10

100kHz PSD reference Level

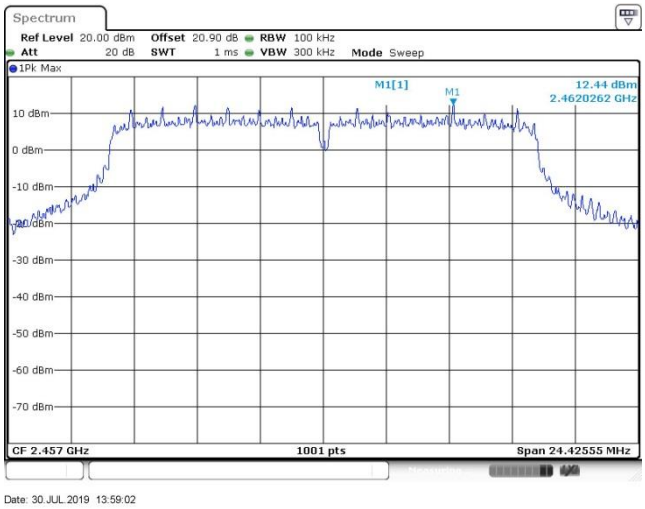

Spurious Emission 30MHz~3GHz

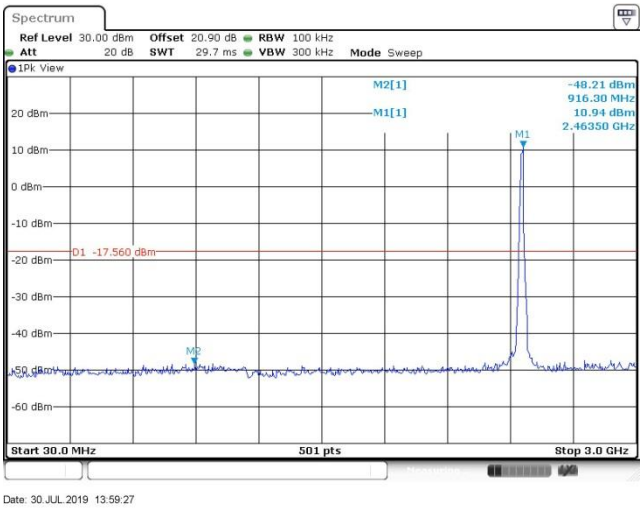

Spurious Emission 2GHz~25GHz

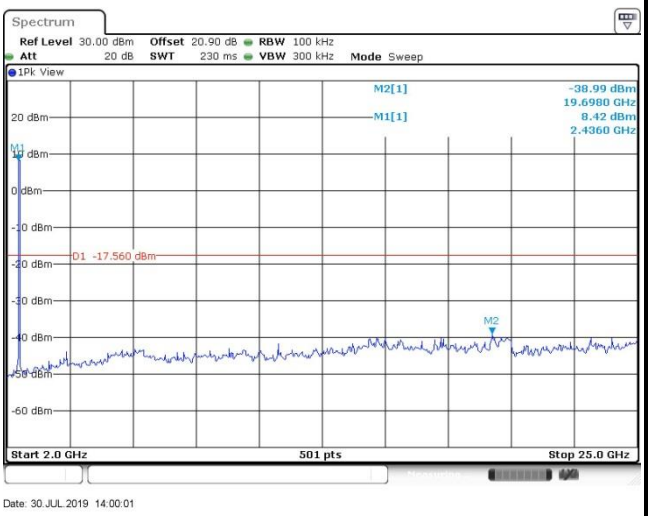

Test Mode :	802.11g	Test Channel :	11

100kHz PSD reference Level	High Channel Plot
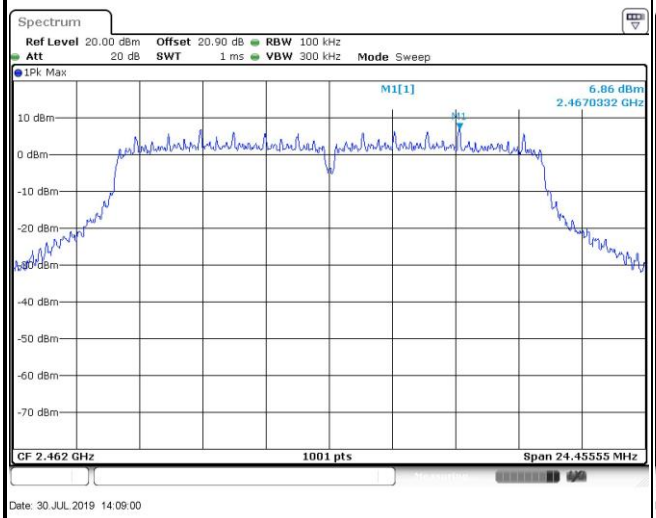	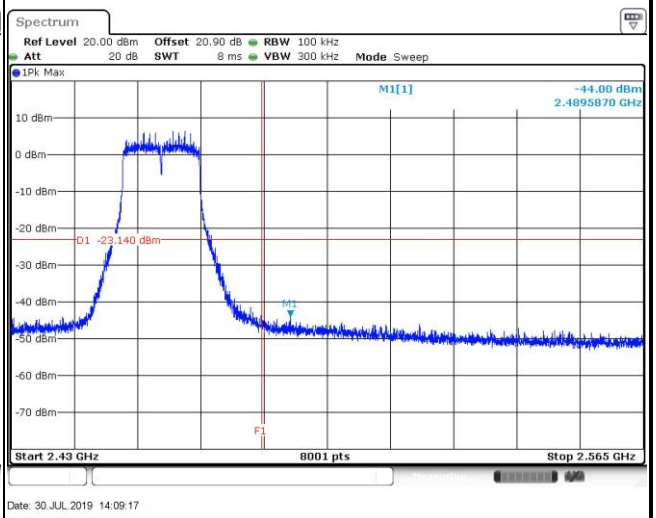
Date: 30.JUL.2019 14:09:00	Date: 30.JUL.2019 14:09:17
Spurious Emission 30MHz~3GHz	**Spurious Emission 2GHz~25GHz**
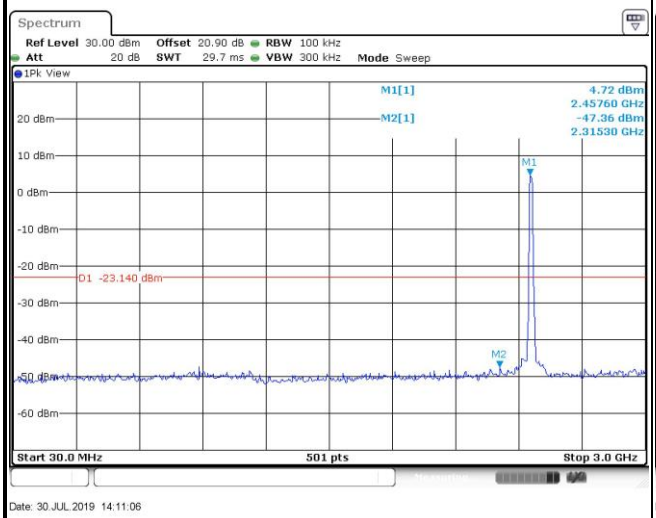	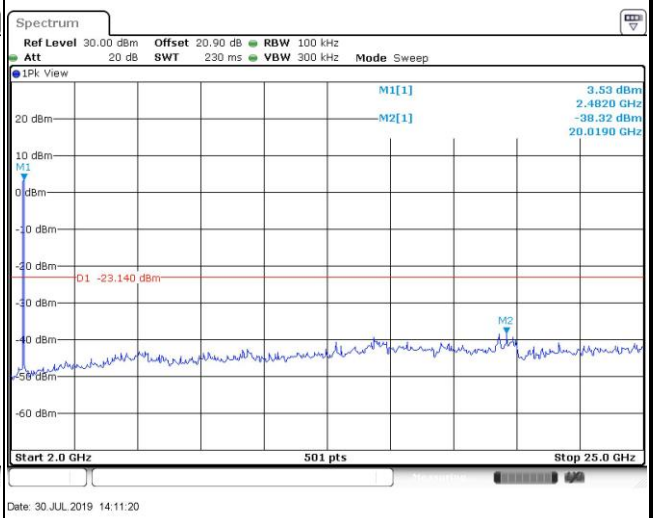
Date: 30.JUL.2019 14:11:06	Date: 30.JUL.2019 14:11:20

Test Mode :	802.11n HT20	Test Channel :	01

100kHz PSD reference Level	Low Channel Plot
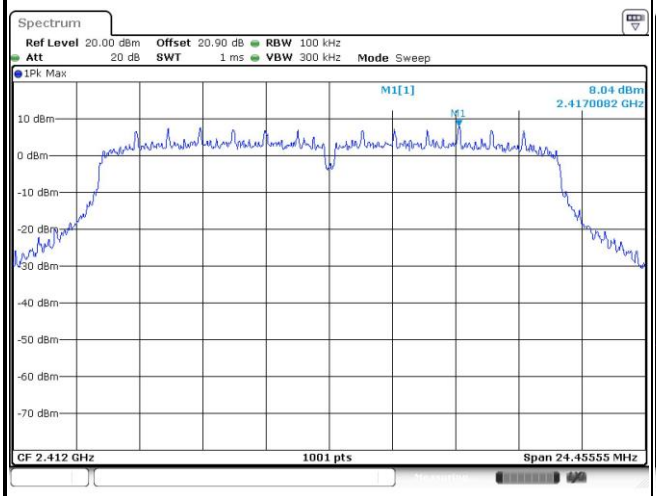	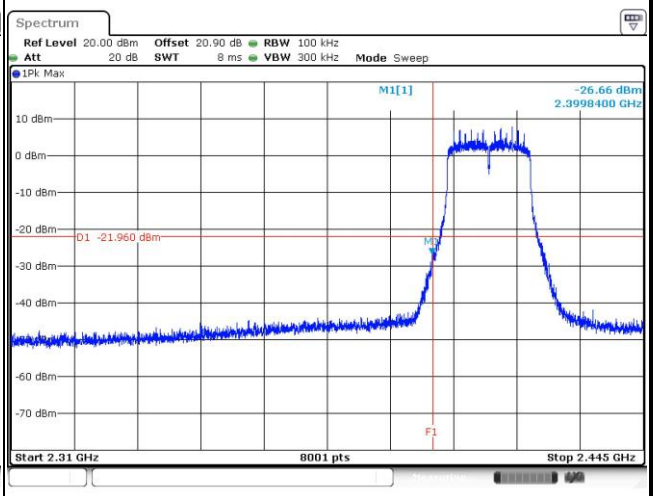
Date: 30.JUL.2019 14:39:20	Date: 30.JUL.2019 14:39:30
Spurious Emission 30MHz~3GHz	**Spurious Emission 2GHz~25GHz**
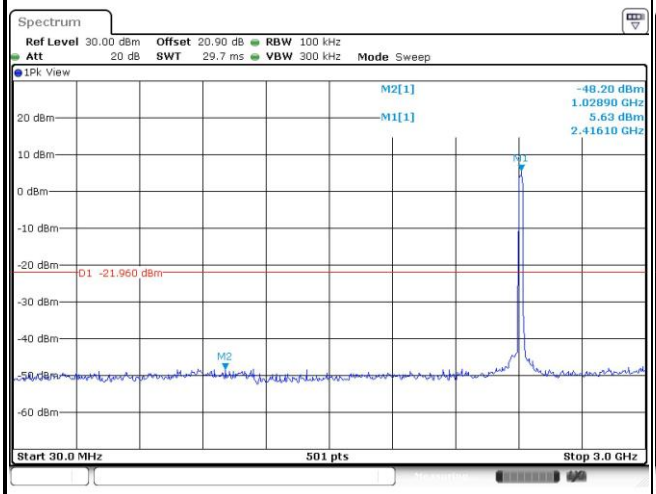	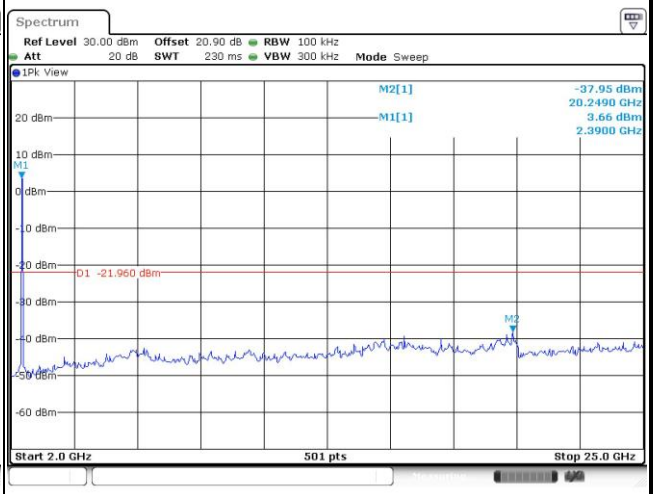
Date: 30.JUL.2019 14:41:24	Date: 30.JUL.2019 14:41:37

Test Mode :	802.11n HT20	Test Channel :	02

100kHz PSD reference Level

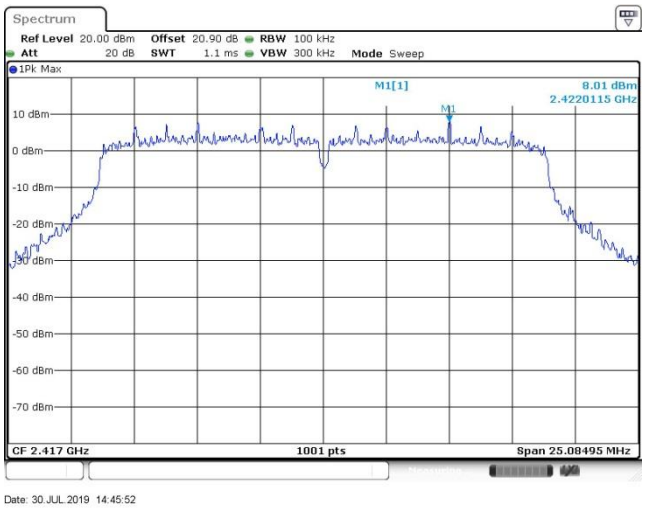

Spurious Emission 30MHz~3GHz

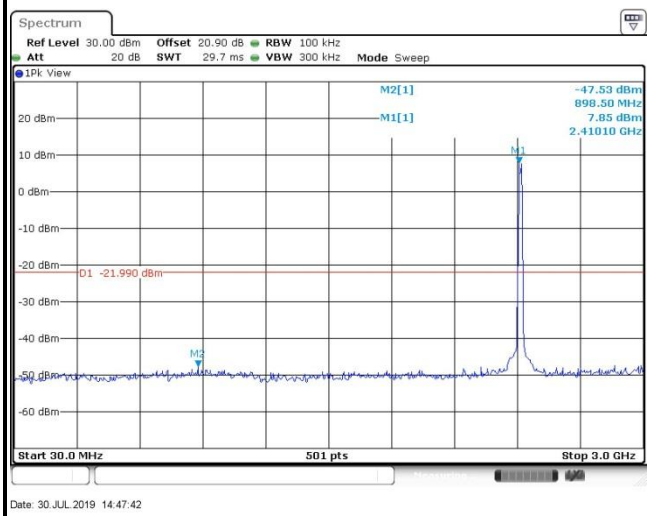

Spurious Emission 2GHz~25GHz

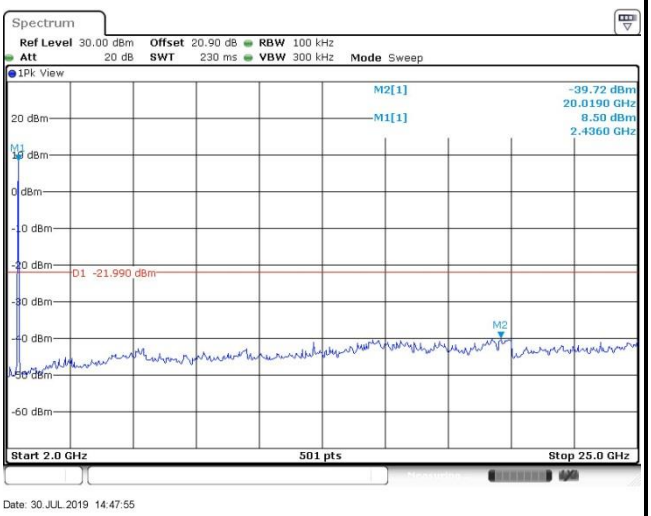

Test Mode :	802.11n HT20	Test Channel :	03

100kHz PSD reference Level

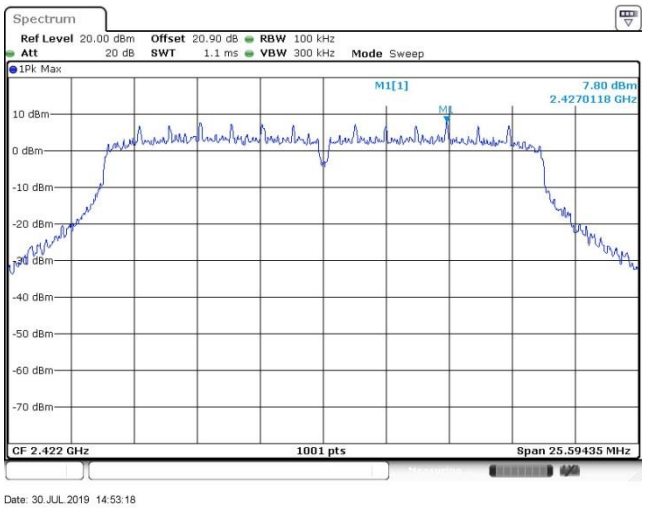

Spurious Emission 30MHz~3GHz

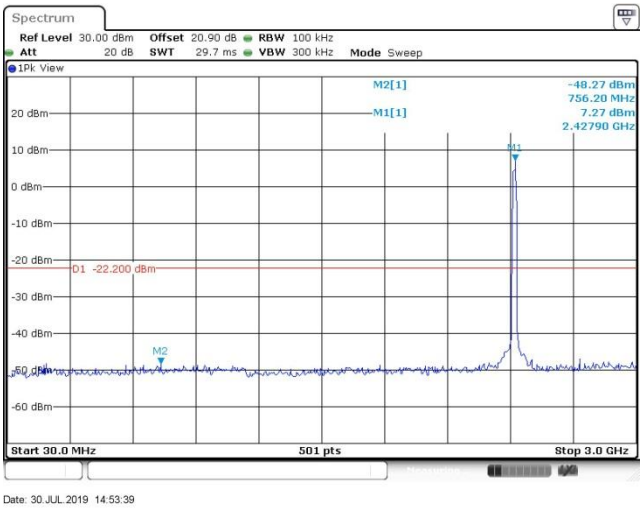

Spurious Emission 2GHz~25GHz

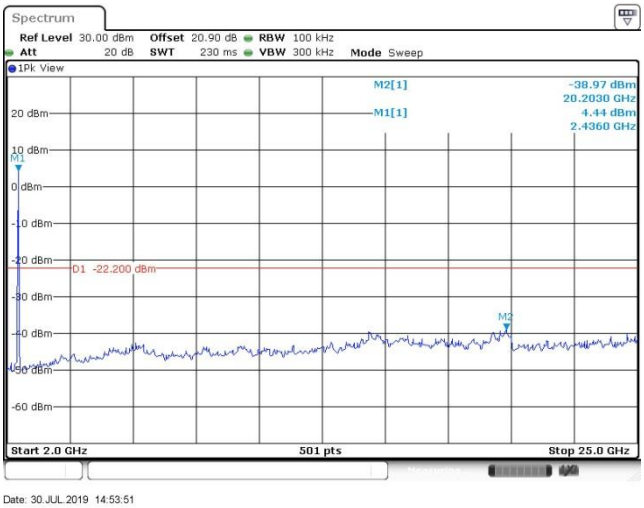

Test Mode :	802.11n HT20	Test Channel :	04

100kHz PSD reference Level

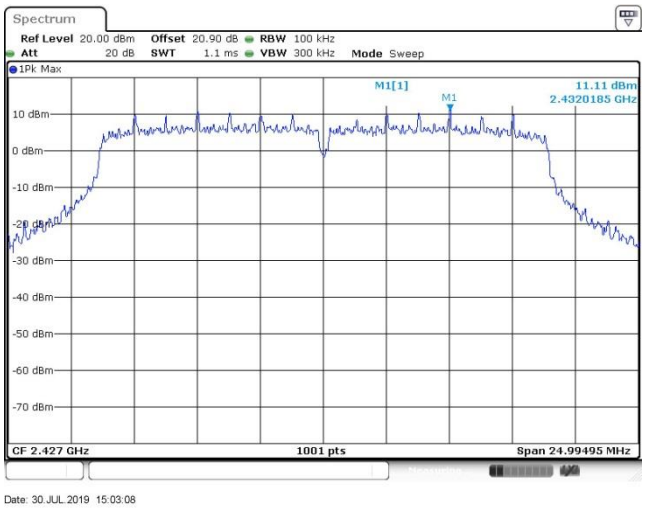

Spurious Emission 30MHz~3GHz

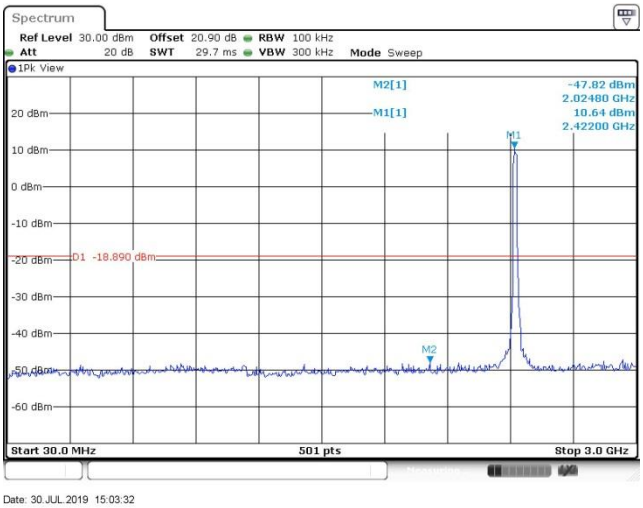

Spurious Emission 2GHz~25GHz

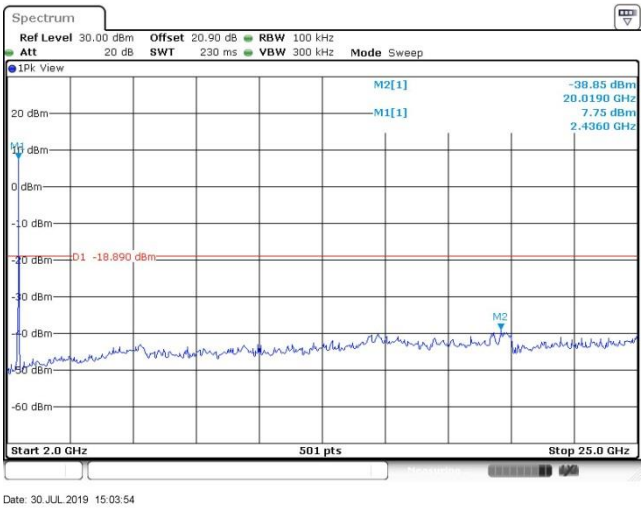

Test Mode :	802.11n HT20	Test Channel :	06

100kHz PSD reference Level

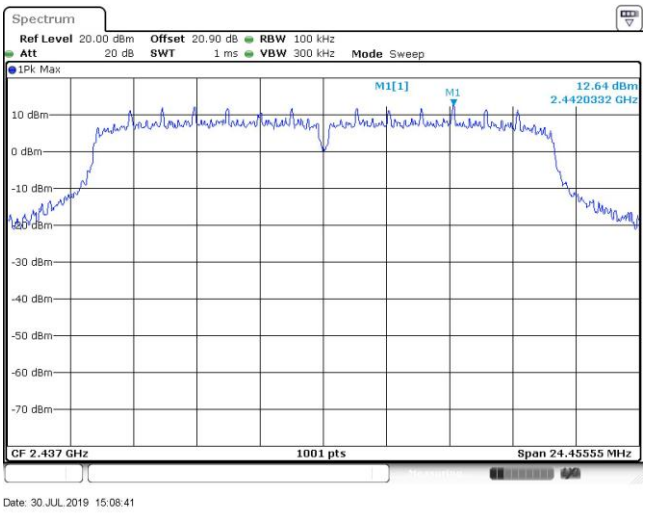

Spurious Emission 30MHz~3GHz

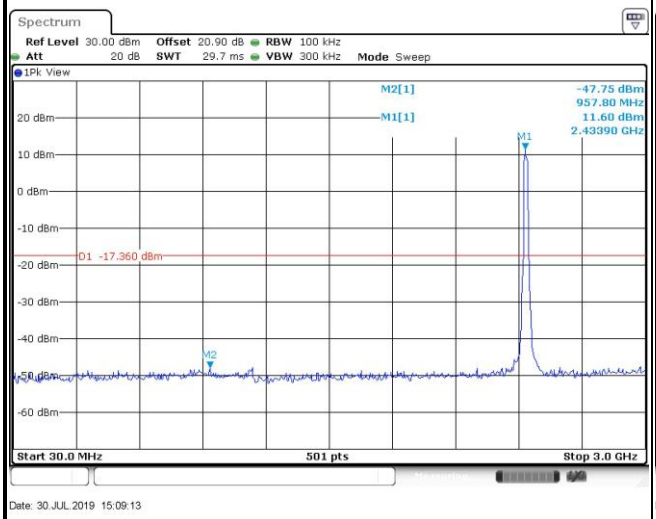

Spurious Emission 2GHz~25GHz

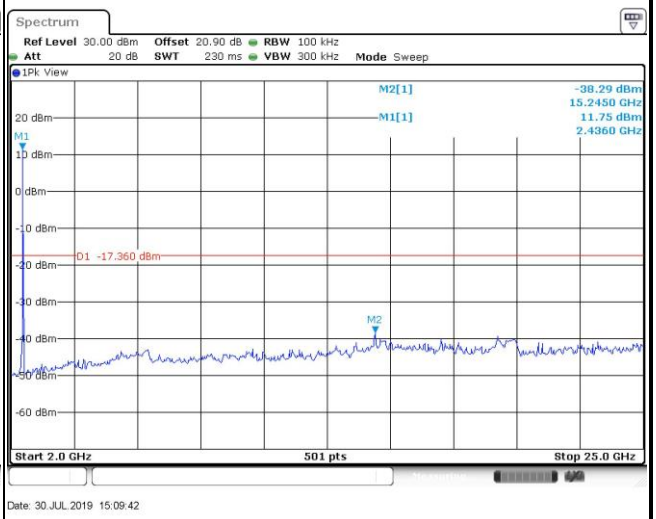

Test Mode :	802.11n HT20	Test Channel :	10

100kHz PSD reference Level

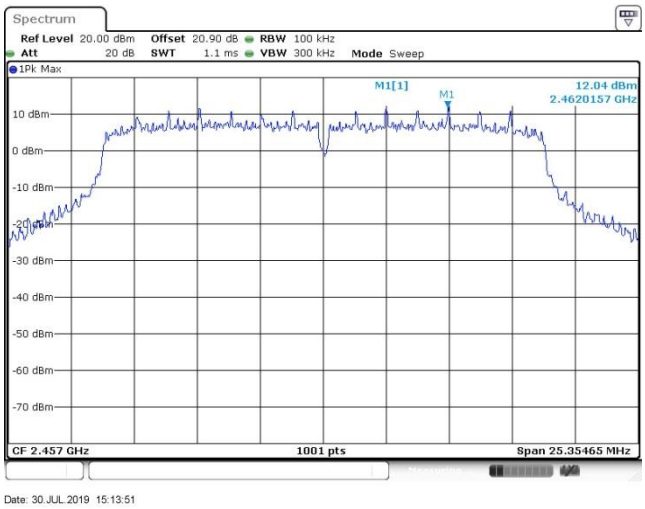

Spurious Emission 30MHz~3GHz

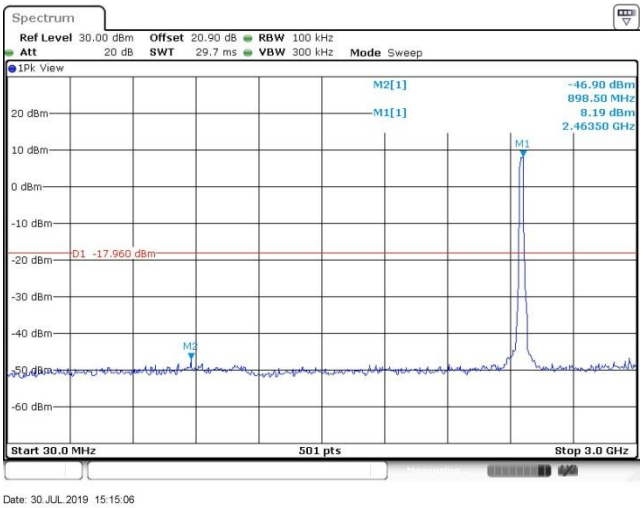

Spurious Emission 2GHz~25GHz

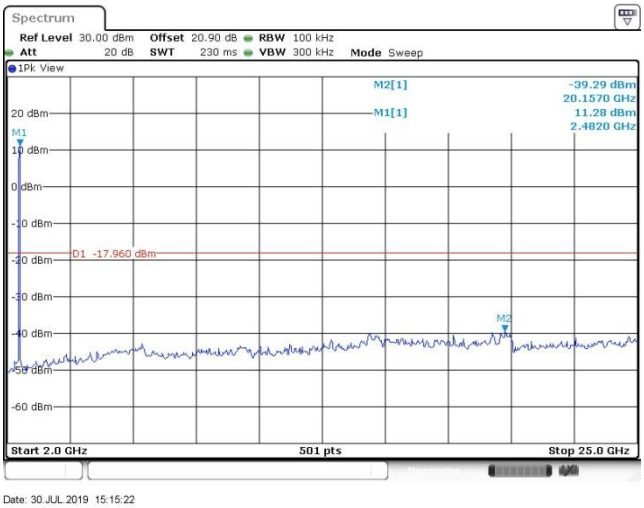

Test Mode :	802.11n HT20	Test Channel :	11

100kHz PSD reference Level	High Channel Plot
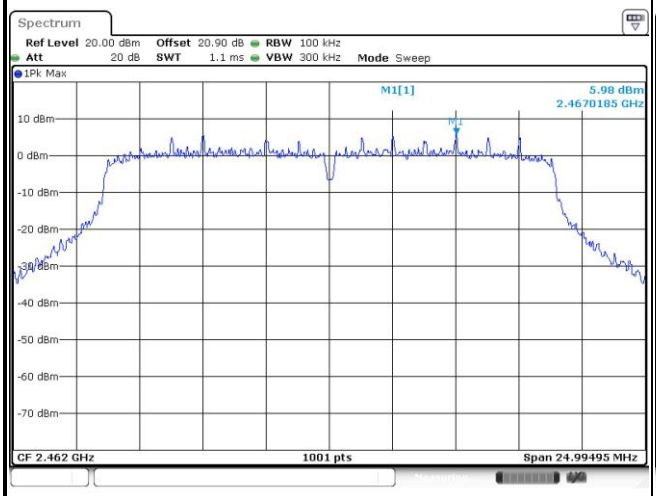	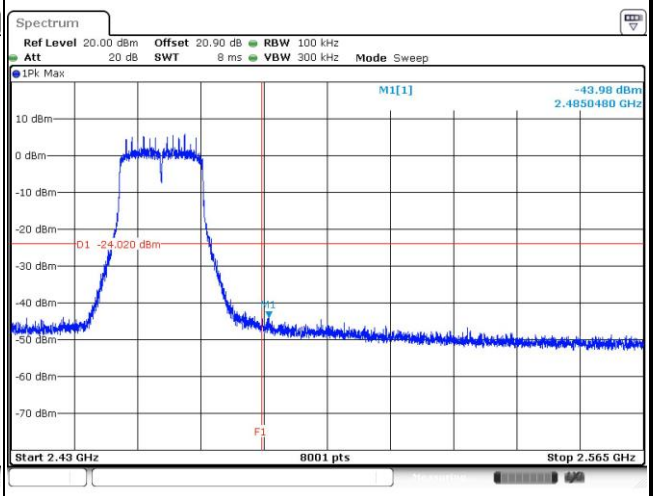
Date: 30.JUL.2019 15:20:39	Date: 30.JUL.2019 15:20:51
Spurious Emission 30MHz~3GHz	**Spurious Emission 2GHz~25GHz**
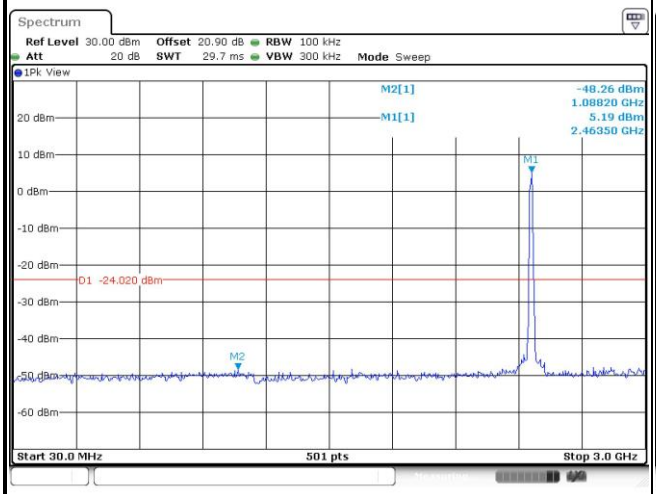	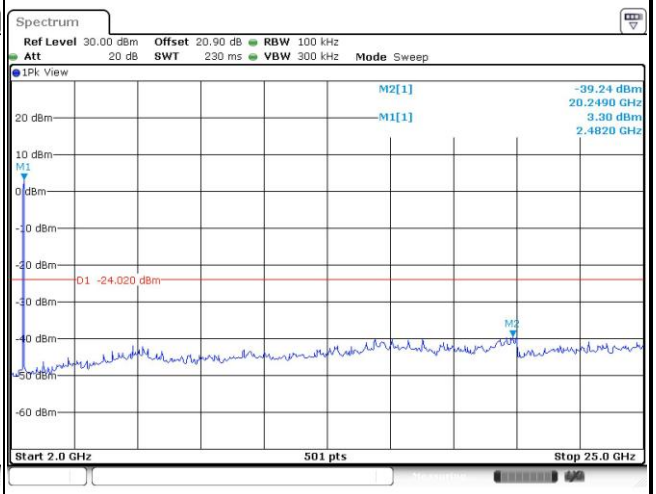
Date: 30.JUL.2019 15:21:10	Date: 30.JUL.2019 15:21:23

Test Mode :	802.11n HT40	Test Channel :	03

100kHz PSD reference Level	Low Channel Plot
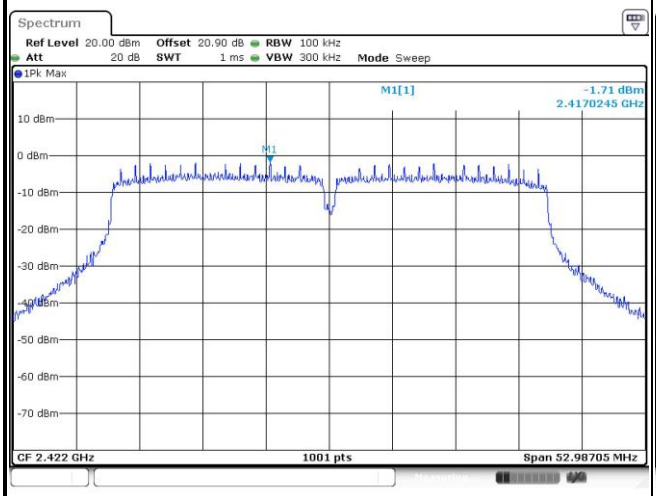	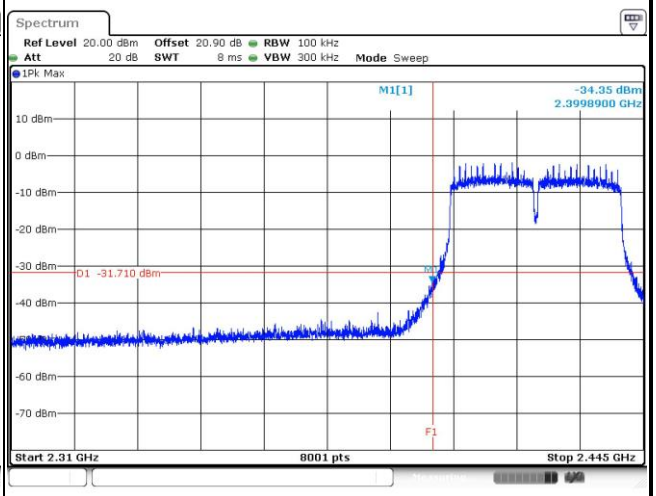
Date: 30.JUL.2019 15:27:13	Date: 30.JUL.2019 15:27:45
Spurious Emission 30MHz~3GHz	**Spurious Emission 2GHz~25GHz**
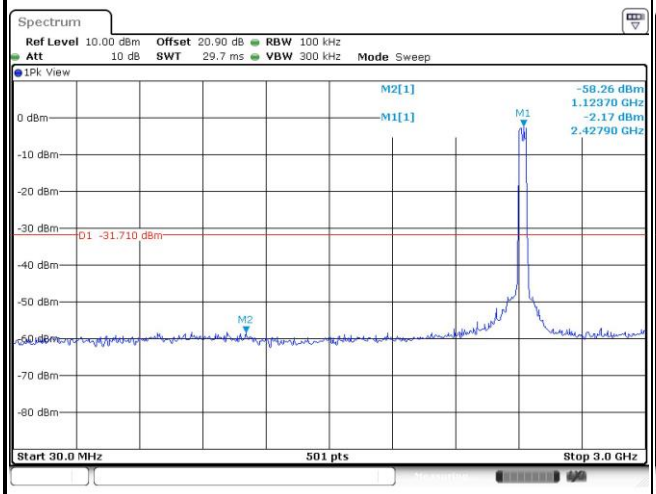	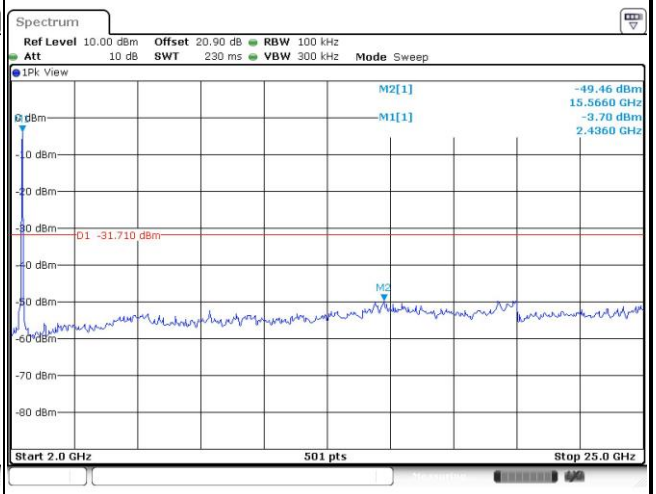
Date: 30.JUL.2019 16:24:06	Date: 30.JUL.2019 16:24:18

Test Mode :	802.11n HT40	Test Channel :	06

100kHz PSD reference Level

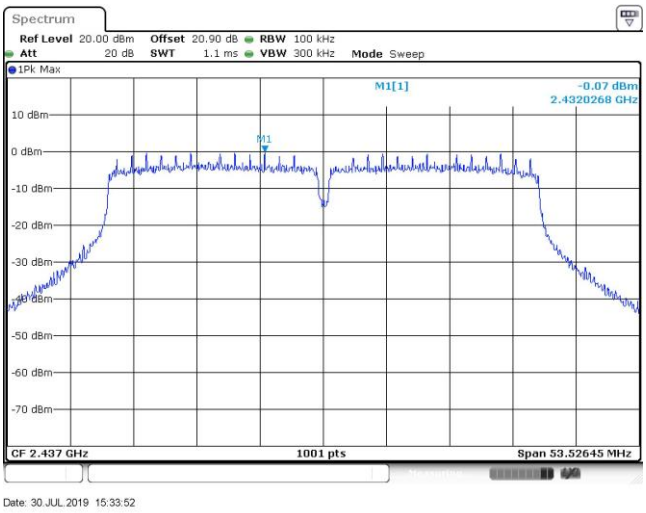

Spurious Emission 30MHz~3GHz

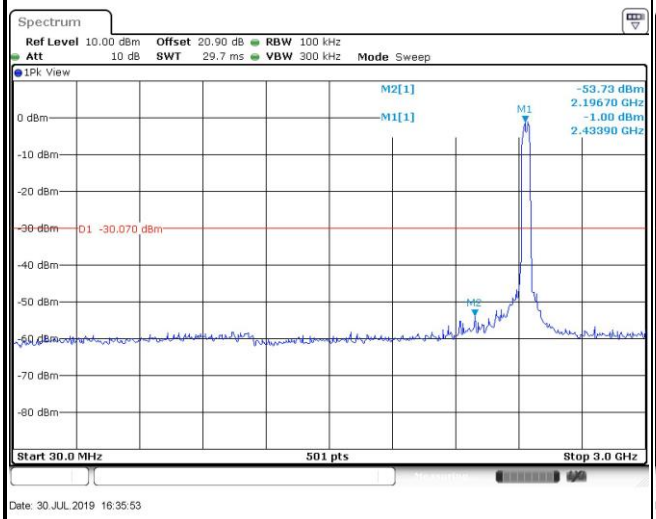

Spurious Emission 2GHz~25GHz

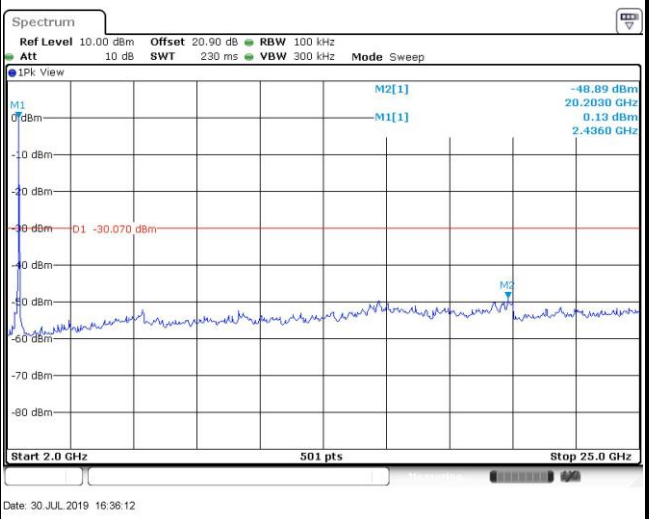

Test Mode :	802.11n HT40	Test Channel :	09

100kHz PSD reference Level	High Channel Plot
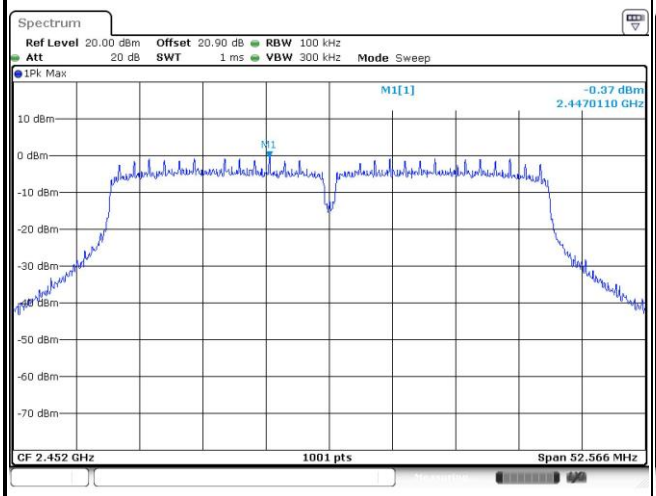	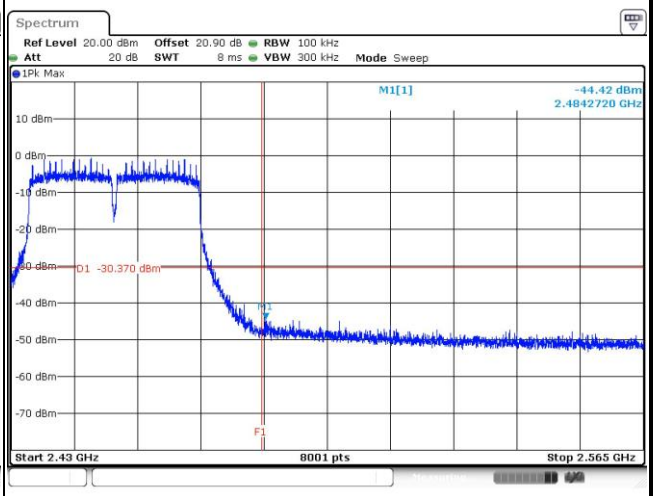
Date: 30.JUL.2019 15:44:01	Date: 30.JUL.2019 15:44:21
Spurious Emission 30MHz~3GHz	**Spurious Emission 2GHz~25GHz**
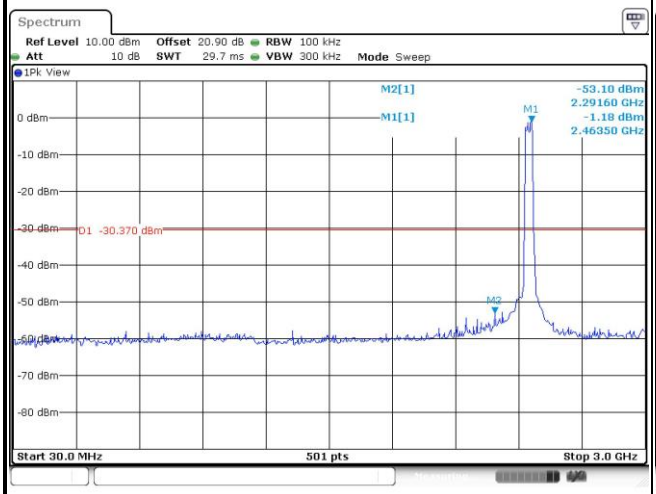	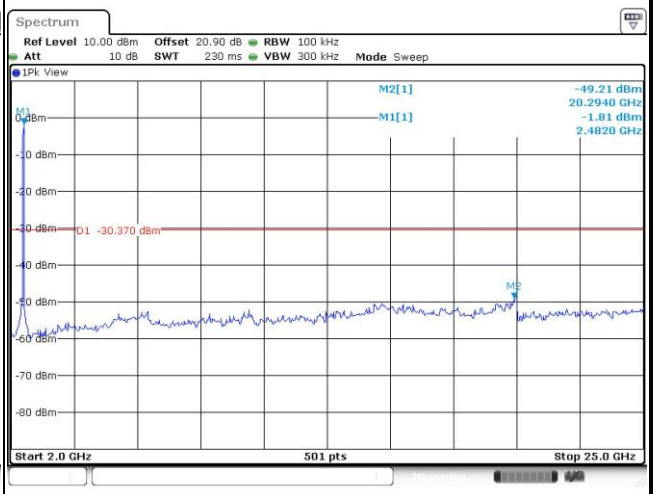
Date: 30.JUL.2019 16:48:11	Date: 30.JUL.2019 16:48:24

3.5 Radiated Band Edges and Spurious Emission Measurement

3.5.1 Limit of Radiated band edge and Spurious Emission Measurement

In any 100 kHz bandwidth outside the intentional radiator frequency band, all harmonics/spurious must be at least 20 dB below the highest emission level within the authorized band. If the output power of this device was measured by spectrum analyzer, the attenuation under this paragraph shall be 30 dB instead of 20 dB. In addition, radiated emissions which fall in the restricted bands must also comply with the limits as below.

Frequency (MHz)	Field Strength (microvolts/meter)	Measurement Distance (meters)
0.009 – 0.490	2400/F(kHz)	300
0.490 – 1.705	24000/F(kHz)	30
1.705 – 30.0	30	30
30 – 88	100	3
88 – 216	150	3
216 - 960	200	3
Above 960	500	3

3.5.2 Measuring Instruments

See list of measuring equipment of this test report.

3.5.3 Test Procedures

1. The testing follows the ANSI C63.10 Section 12.7.4 Radiated emission measurements
2. The EUT was arranged to its worst case and then tune the antenna tower (from 1 m to 4 m) and turntable (from 0 degree to 360 degrees) to find the maximum reading. A pre-amp and a high pass filter are used for the test in order to get better signal level.
3. The EUT was placed on a turntable with 0.8 meter for frequency below 1GHz and 1.5 meter for frequency above 1GHz respectively above ground.
4. The EUT was set 3 meters from the interference receiving antenna, which was mounted on the top of a variable height antenna tower.
5. Corrected Reading: Antenna Factor + Path Loss (include duty cycle correction factor) + Read Level - Preamp Factor = Level
6. For testing below 1GHz, if the emission level of the EUT in peak mode was 3 dB lower than the limit specified, then peak values of EUT will be reported, otherwise, the emissions will be repeated one by one using the CISPR quasi-peak method and reported.
7. For testing above 1GHz, the emission level of the EUT in peak mode was 20dB lower than average limit (that means the emission level in average mode also complies with the limit in average mode), then peak values of EUT will be reported, otherwise, the emissions will be measured in average mode again and reported.
8. Use the following spectrum analyzer settings:
   (1) Span shall wide enough to fully capture the emission being measured;
   (2) Set RBW=100 kHz for f < 1 GHz; VBW ≥ RBW; Sweep = auto; Detector function = peak; Trace = max hold;
   (3) Set RBW = 1 MHz, VBW= 3MHz for f ≥ 1 GHz for peak measurement.
   For average measurement:
   - RBW = 1 MHz; VBW ≥ 3 MHz
   - Detector = RMS
   - Averaging type = power (RMS).
   - Sweep time = Auto.
   - Trace average at least 100 traces in power averaging mode.
   - Add 10 log(1/d), where d is the duty cycle, to the measured power in order to compute the average power during the actual transmission times. For example, with 50% duty cycle, at least 200 traces shall be averaged.

3.5.4 Test Setup

For radiated emissions below 30MHz

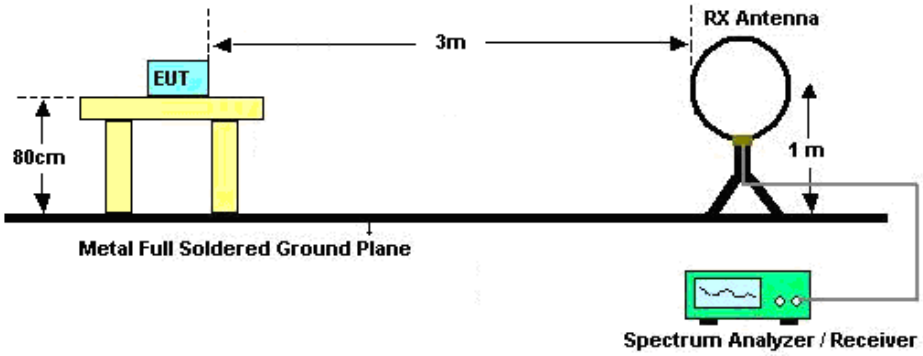

For radiated emissions from 30MHz to 1GHz

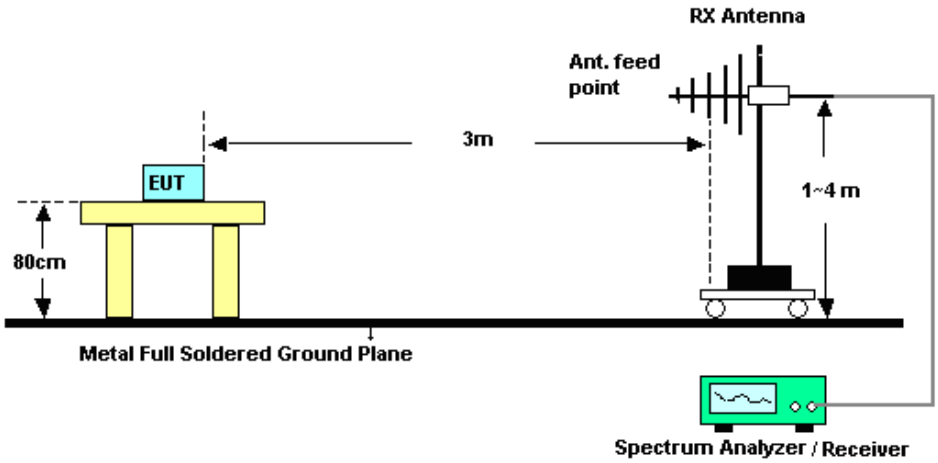

For radiated emissions above 1GHz

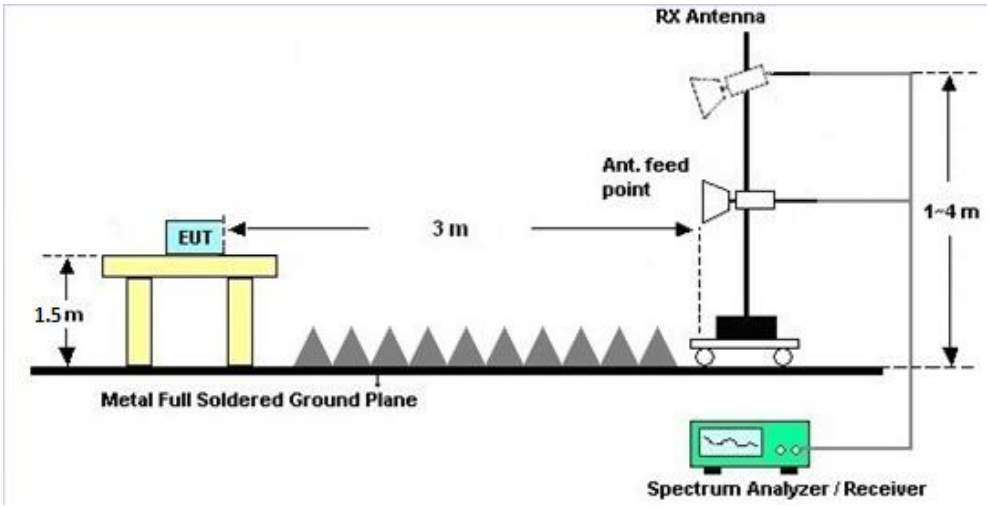

3.5.5 Test Results of Radiated Spurious Emissions (9kHz ~ 30MHz)

The low frequency, which started from 9 kHz to 30MHz, was pre-scanned and the result which was 20dB lower than the limit line was not reported.

There is a comparison data of both open-field test site and alternative test site - semi-Anechoic chamber according to 414788 D01 Radiated Test Site v01r01, and the result came out very similar.

3.5.6 Test Result of Radiated Spurious at Band Edges

Please refer to Appendix C and D.

3.5.7 Duty Cycle

Please refer to Appendix E.

3.5.8 Test Result of Radiated Spurious Emission (30MHz ~ 10th Harmonic)

Please refer to Appendix C and D.

3.6 AC Conducted Emission Measurement

3.6.1 Limit of AC Conducted Emission

For equipment that is designed to be connected to the public utility (AC) power line, the radio frequency voltage that is conducted back onto the AC power line on any frequency or frequencies within the band 150 kHz to 30 MHz shall not exceed the limits in the following table.

Frequency of Emission (MHz)	Conducted Limit (dBμV)	
	Quasi-Peak	Average
0.15-0.5	66 to 56*	56 to 46*
0.5-5	56	46
5-30	60	50

*Decreases with the logarithm of the frequency.

3.6.2 Measuring Instruments

See list of measuring equipment of this test report.

3.6.3 Test Procedures

1. The EUT was placed 0.4 meter from the conducting wall of the shielding room, and it was kept at least 80 centimeters from any other grounded conducting surface.
2. Connect EUT to the power mains through a line impedance stabilization network (LISN).
3. All the support units are connecting to the other LISN.
4. The LISN provides 50 ohm coupling impedance for the measuring instrument.
5. The FCC states that a 50 ohm, 50 microhenry LISN should be used.
6. Both sides of AC line were checked for maximum conducted interference.
7. The frequency range from 150 kHz to 30 MHz was searched.
8. Set the test-receiver system to Peak Detect Function and specified bandwidth (IF bandwidth = 9kHz) with Maximum Hold Mode.

3.6.4 Test Setup

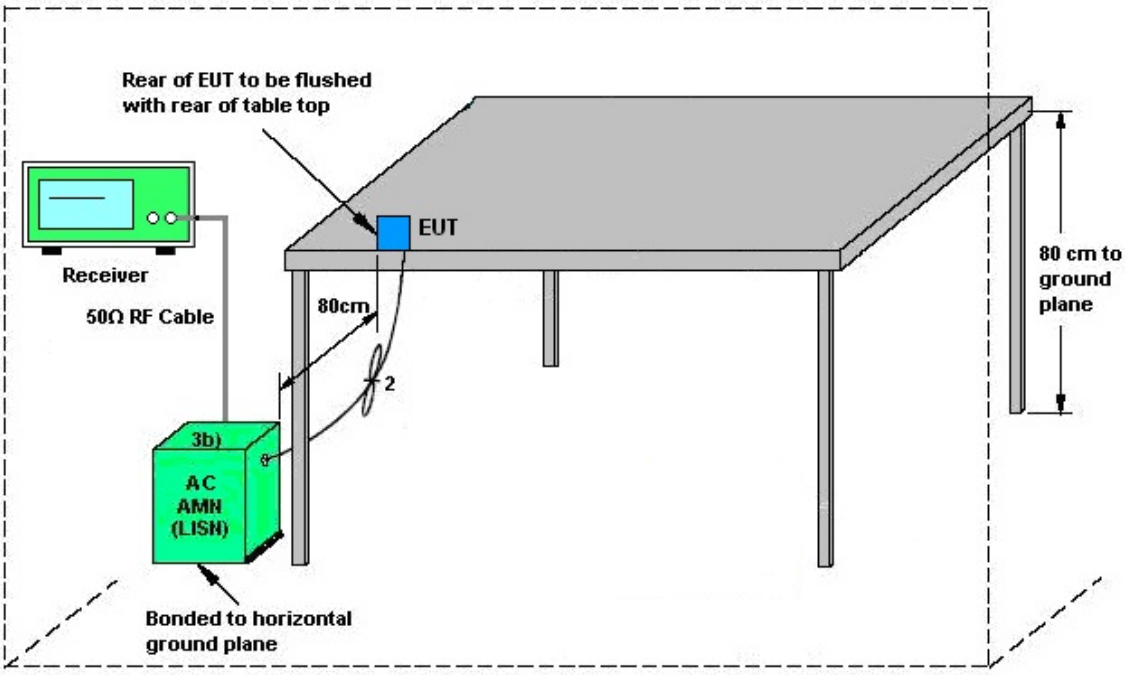

AMN = Artificial mains network (LISN)
AE = Associated equipment
EUT = Equipment under test
ISN = Impedance stabilization network

3.6.5 Test Result of AC Conducted Emission

Please refer to Appendix B.

3.7 Antenna Requirements

3.7.1 Standard Applicable

If directional gain of transmitting Antennas is greater than 6dBi, the power shall be reduced by the same level in dB comparing to gain minus 6dBi. The use of a permanently attached Antenna or of an Antenna that uses a unique coupling to the intentional radiator shall be considered sufficient to comply with the rule.

3.7.2 Antenna Anti-Replacement Construction

An embedded-in antenna design is used.

3.7.3 Antenna Gain

<CDD Modes >

FCC KDB 662911 D01 Multiple Transmitter Output v02r01

For CDD transmissions, directional gain is calculated as

Directional gain = GANT + Array Gain, where Array Gain is as follows.

For power spectral density (PSD) measurements on all devices,

Array Gain = 10 log(NANT/NSS=1) dB.

For power measurements on IEEE 802.11 devices,

Array Gain = 0 dB (i.e., no array gain) for NANT ≤ 4.

Directional gain may be calculated by using the formulas applicable to equal gain antennas with GANT set equal to the gain of the antenna having the highest gain;

The EUT supports CDD mode.

For power, the directional gain GANT is set equal to the antenna having the highest gain, i.e., F)2)f)i).

For PSD, the directional gain calculation is following F)2)f)ii) of KDB 662911 D01 v02r01.

The power and PSD limit should be modified if the directional gain of EUT is over 6 dBi,

The directional gain “DG” is calculated as following table.

<CDD Modes>

	Ant. 1 (dBi)	Ant. 2 (dBi)	DG for Power (dBi)	DG for PSD (dBi)	Power Limit Reduction (dB)	PSD Limit Reduction (dB)
Band I	1.50	2.39	2.39	4.97	0.00	0.00

Power Limit Reduction = DG(Power) – 6dBi, (min = 0)

PSD Limit Reduction = DG(PSD) – 6dBi, (min = 0)

4 List of Measuring Equipment

Instrument	Manufacturer	Model No.	Serial No.	Characteristics	Calibration Date	Test Date	Due Date	Remark
Power Sensor	DARE	RPR3006W	13I00030SNO32	9kHz~6GHz	Dec. 03, 2018	Jul. 16, 2019~ Jul. 30, 2019	Dec. 02, 2019	Conducted (TH05-HY)
Signal Analyzer	Rohde & Schwarz	FSV40	101397	10Hz~40GHz	Nov. 13, 2018	Jul. 16, 2019~ Jul. 30, 2019	Nov. 12, 2019	Conducted (TH05-HY)
Switch Box & RF Cable	Burgeon	ETF-058	EC1208382	N/A	Mar. 27, 2019	Jul. 16, 2019~ Jul. 30, 2019	Mar. 26, 2020	Conducted (TH05-HY)
AC Power Source	ChainTek	APC-1000W	N/A	N/A	N/A	Jul. 26, 2019 ~ Sep. 11, 2019	N/A	Conduction (CO05-HY)
EMI Test Receiver	Rohde & Schwarz	ESR3	102388	9kHz~3.6GHz	Nov. 12, 2018	Jul. 26, 2019 ~ Sep. 11, 2019	Nov. 11, 2019	Conduction (CO05-HY)
LISN	Rohde & Schwarz	ENV216	100080	9kHz~30MHz	Nov. 14, 2018	Jul. 26, 2019 ~ Sep. 11, 2019	Nov. 13, 2019	Conduction (CO05-HY)
LISN	Rohde & Schwarz	ENV216	100081	9kHz~30MHz	Nov. 09, 2018	Jul. 26, 2019 ~ Sep. 11, 2019	Nov. 08, 2019	Conduction (CO05-HY)
Software	Rohde & Schwarz	EMC32 V10.30	N/A	N/A	N/A	Jul. 26, 2019 ~ Sep. 11, 2019	N/A	Conduction (CO05-HY)
LF Cable	HUBER + SUHNER	RG-214/U	LF01	N/A	Dec. 31, 2018	Jul. 26, 2019 ~ Sep. 11, 2019	Dec. 30, 2019	Conduction (CO05-HY)
Pulse Limiter	Rohde & Schwarz	ESH3-Z2	100851	N/A	Dec. 31, 2018	Jul. 26, 2019 ~ Sep. 11, 2019	Dec. 30, 2019	Conduction (CO05-HY)

Instrument	Manufacturer	Model No.	Serial No.	Characteristics	Calibration Date	Test Date	Due Date	Remark
Bilog Antenna	TESEQ	CBL 6111D & 00800N1D01 N-06	35419 & 03	30MHz~1GHz	Apr. 30, 2019	Jul. 05, 2019 ~ Aug. 05, 2019	Apr. 29, 2020	Radiation (03CH07-HY)
Double Ridge Horn Antenna	ESCO	3117	00075962	1GHz ~ 18GHz	Dec. 02, 2018	Jul. 05, 2019 ~ Aug. 05, 2019	Dec. 03, 2019	Radiation (03CH07-HY)
EMI Test Receiver	Agilent	N9038A (MXE)	MY53290053	20Hz~26.5GHz	Jan. 23, 2019	Jul. 05, 2019 ~ Aug. 05, 2019	Jan. 22, 2020	Radiation (03CH07-HY)
Loop Antenna	Rohde & Schwarz	HFH2-Z2	100315	9 kHz~30 MHz	Jan. 11, 2019	Jul. 05, 2019 ~ Aug. 05, 2019	Jan. 10, 2020	Radiation (03CH07-HY)
Preamplifier	MITEQ	AMF-7D-00101800-30-10P	1590075	1GHz~18GHz	Apr. 24, 2019	Jul. 05, 2019 ~ Aug. 05, 2019	Apr. 23, 2020	Radiation (03CH07-HY)
Preamplifier	COM-POWER	PA-103A	161241	10MHz~1GHz	May 20, 2019	Jul. 05, 2019 ~ Aug. 05, 2019	May 19, 2020	Radiation (03CH07-HY)
Preamplifier	Agilent	8449B	3008A02362	1GHz~26.5GHz	Nov. 02, 2018	Jul. 05, 2019 ~ Aug. 05, 2019	Nov. 01, 2019	Radiation (03CH07-HY)
RF Cable	HUBER + SUHNER	SUCOFLEX 104	MY24971/4,MY28655/4	9kHz~30MHz	Feb. 26, 2019	Jul. 05, 2019 ~ Aug. 05, 2019	Feb. 25, 2020	Radiation (03CH07-HY)
RF Cable	HUBER + SUHNER	SUCOFLEX 104	MY28655/4,MY24971/4,MY15682/4	30MHz~1GHz	Feb. 26, 2019	Jul. 05, 2019 ~ Aug. 05, 2019	Feb. 25, 2020	Radiation (03CH07-HY)
RF Cable	HUBER + SUHNER	SUCOFLEX 104	MY28655/4,MY24971/4,MY15682/4	1GHz~18GHz	Feb. 26, 2019	Jul. 05, 2019 ~ Aug. 05, 2019	Feb. 25, 2020	Radiation (03CH07-HY)
RF Cable	HUBER + SUHNER	SUCOFLEX 102	MY2858/2	18GHz~40GHz	Feb. 26, 2019	Jul. 05, 2019 ~ Aug. 05, 2019	Feb. 25, 2020	Radiation (03CH07-HY)
Antenna Mast	Max-Full	MFA520BS	N/A	1m~4m	N/A	Jul. 05, 2019 ~ Aug. 05, 2019	N/A	Radiation (03CH07-HY)
Turn Table	ChainTek	Chaintek 3000	N/A	0~360 Degree	N/A	Jul. 05, 2019 ~ Aug. 05, 2019	N/A	Radiation (03CH07-HY)
Preamplifier	MITEQ	TTA1840-35-HG	1871923	18GHz~40GHz, VSWR : 2.5:1 max	N/A	Jul. 05, 2019 ~ Aug. 05, 2019	N/A	Radiation (03CH07-HY)
Spectrum Analyzer	Keysight	N9010A	MY54200485	10Hz~44GHz	Nov. 02, 2018	Jul. 05, 2019 ~ Aug. 05, 2019	Nov. 01, 2019	Radiation (03CH07-HY)
Software	Audix	E3 6.2009-8-24	80504004656H	N/A	N/A	Jul. 05, 2019 ~ Aug. 05, 2019	N/A	Radiation (03CH07-HY)
SHF-EHF Horn Antenna	SCHWARZBECK	BBHA 9170	BBHA9170251	18GHz~40GHz	Nov. 20, 2018	Jul. 05, 2019 ~ Aug. 05, 2019	Nov. 19, 2019	Radiation (03CH07-HY)

5 Uncertainty of Evaluation

Uncertainty of Conducted Emission Measurement (150kHz ~ 30MHz)

Measuring Uncertainty for a Level of Confidence of 95% (U = 2Uc(y))	2.2

Uncertainty of Radiated Emission Measurement (30 MHz ~ 1000 MHz)

Measuring Uncertainty for a Level of Confidence of 95% (U = 2Uc(y))	5.7

Uncertainty of Radiated Emission Measurement (1000 MHz ~ 18000 MHz)

Measuring Uncertainty for a Level of Confidence of 95% (U = 2Uc(y))	5.5

Uncertainty of Radiated Emission Measurement (18000 MHz ~ 40000 MHz)

Measuring Uncertainty for a Level of Confidence of 95% (U = 2Uc(y))	5.2

Appendix A. Test Result of Conducted Test Items

Test Engineer:	Leo Li/CreedWu	Temperature:	21~25	°C
Test Date:	2019/7/16~2019/7/30	Relative Humidity:	51~54	%

Report Number : FR960638C

TEST RESULTS DATA
6dB and 99% Occupied Bandwidth

2.4GHz Band										
Mod.	Data Rate	NTX	CH.	Freq. (MHz)	99% Occupied BW (MHz)		6dB BW (MHz)		6dB BW Limit (MHz)	Pass/Fail
					Ant 1	Ant 2	Ant 1	Ant 2		
11b	1Mbps	2	1	2412	13.04	13.04	8.03	8.03	0.50	Pass
11b	1Mbps	2	2	2417	13.09	13.09	8.01	8.03	0.50	Pass
11b	1Mbps	2	3	2422	13.04	13.09	8.03	8.03	0.50	Pass
11b	1Mbps	2	4	2427	13.09	13.19	8.01	8.05	0.50	Pass
11b	1Mbps	2	6	2437	13.09	13.19	8.05	8.05	0.50	Pass
11b	1Mbps	2	10	2457	13.14	13.19	8.05	8.03	0.50	Pass
11b	1Mbps	2	11	2462	13.09	13.09	8.01	8.03	0.50	Pass
11g	6Mbps	2	1	2412	16.48	16.48	16.30	16.28	0.50	Pass
11g	6Mbps	2	2	2417	16.48	16.48	16.30	16.30	0.50	Pass
11g	6Mbps	2	3	2422	16.58	16.53	16.28	16.28	0.50	Pass
11g	6Mbps	2	6	2437	16.53	16.53	16.28	16.28	0.50	Pass
11g	6Mbps	2	10	2457	16.53	16.53	16.28	16.28	0.50	Pass
11g	6Mbps	2	11	2462	16.53	16.48	16.30	16.30	0.50	Pass
HT20	MCS0	2	1	2412	17.58	17.63	17.02	16.30	0.50	Pass
HT20	MCS0	2	2	2417	17.58	17.63	16.92	16.72	0.50	Pass
HT20	MCS0	2	3	2422	17.58	17.58	17.26	17.06	0.50	Pass
HT20	MCS0	2	4	2427	17.63	17.63	17.04	16.66	0.50	Pass
HT20	MCS0	2	6	2437	17.63	17.68	16.66	16.30	0.50	Pass
HT20	MCS0	2	10	2457	17.63	17.63	16.90	16.90	0.50	Pass
HT20	MCS0	2	11	2462	17.58	17.58	16.66	16.66	0.50	Pass
HT40	MCS0	2	3	2422	36.46	36.46	35.88	35.33	0.50	Pass
HT40	MCS0	2	6	2437	36.56	36.56	35.68	35.68	0.50	Pass
HT40	MCS0	2	9	2452	36.66	36.56	35.68	36.04	0.50	Pass

Report Number : FR960638C

TEST RESULTS DATA
Average Output Power

2.4GHz Band																	
Mod.	Data Rate	NTX	CH.	Freq. (MHz)	Average Conducted Power (dBm)			Conducted Power Limit (dBm)		DG (dBi)		EIRP Power (dBm)		EIRP Power Limit (dBm)		Pass /Fail
					Ant 1	Ant 2	SUM	Ant 1	Ant 2	Ant 1	Ant 2	Ant 1	Ant 2	Ant 1	Ant 2	
11b	1Mbps	2	1	2412	20.10	21.00	23.58	30.00		2.39		25.97		36.00		Pass
11b	1Mbps	2	2	2417	20.60	21.70	24.20	30.00		2.39		26.59		36.00		Pass
11b	1Mbps	2	3	2422	20.60	21.90	24.31	30.00		2.39		26.70		36.00		Pass
11b	1Mbps	2	4	2427	22.70	24.30	26.58	30.00		2.39		28.97		36.00		Pass
11b	1Mbps	2	6	2437	22.80	24.50	26.74	30.00		2.39		29.13		36.00		Pass
11b	1Mbps	2	10	2457	23.10	24.60	26.92	30.00		2.39		29.31		36.00		Pass
11b	1Mbps	2	11	2462	20.30	21.90	24.18	30.00		2.39		26.57		36.00		Pass
11g	6Mbps	2	1	2412	17.60	18.70	21.20	30.00		2.39		23.59		36.00		Pass
11g	6Mbps	2	2	2417	17.50	18.70	21.15	30.00		2.39		23.54		36.00		Pass
11g	6Mbps	2	3	2422	22.80	24.00	26.45	30.00		2.39		28.84		36.00		Pass
11g	6Mbps	2	6	2437	22.60	23.90	26.31	30.00		2.39		28.70		36.00		Pass
11g	6Mbps	2	10	2457	22.40	23.90	26.22	30.00		2.39		28.61		36.00		Pass
11g	6Mbps	2	11	2462	17.20	18.70	21.02	30.00		2.39		23.41		36.00		Pass
HT20	MCS0	2	1	2412	18.30	19.30	21.84	30.00		2.39		24.23		36.00		Pass
HT20	MCS0	2	2	2417	18.20	19.50	21.91	30.00		2.39		24.30		36.00		Pass
HT20	MCS0	2	3	2422	18.30	19.70	22.07	30.00		2.39		24.46		36.00		Pass
HT20	MCS0	2	4	2427	20.90	22.40	24.72	30.00		2.39		27.11		36.00		Pass
HT20	MCS0	2	6	2437	22.40	23.90	26.22	30.00		2.39		28.61		36.00		Pass
HT20	MCS0	2	10	2457	21.90	23.30	25.67	30.00		2.39		28.06		36.00		Pass
HT20	MCS0	2	11	2462	16.00	17.50	19.82	30.00		2.39		22.21		36.00		Pass
HT40	MCS0	2	3	2422	11.90	13.00	15.50	30.00		2.39		17.89		36.00		Pass
HT40	MCS0	2	6	2437	13.20	14.60	16.97	30.00		2.39		19.36		36.00		Pass
HT40	MCS0	2	9	2452	12.80	14.20	16.57	30.00		2.39		18.96		36.00		Pass
VHT20	MCS0	2	1	2412	18.20	19.20	21.74	30.00		2.39		24.13		36.00		Pass
VHT20	MCS0	2	2	2417	18.10	19.40	21.81	30.00		2.39		24.20		36.00		Pass
VHT20	MCS0	2	3	2422	18.20	19.60	21.97	30.00		2.39		24.36		36.00		Pass
VHT20	MCS0	2	4	2427	20.80	22.30	24.62	30.00		2.39		27.01		36.00		Pass
VHT20	MCS0	2	6	2437	22.30	23.80	26.12	30.00		2.39		28.51		36.00		Pass
VHT20	MCS0	2	10	2457	21.80	23.20	25.57	30.00		2.39		27.96		36.00		Pass
VHT20	MCS0	2	11	2462	15.90	17.40	19.72	30.00		2.39		22.11		36.00		Pass
VHT40	MCS0	2	3	2422	11.80	12.90	15.40	30.00		2.39		17.79		36.00		Pass
VHT40	MCS0	2	6	2437	13.10	14.50	16.87	30.00		2.39		19.26		36.00		Pass
VHT40	MCS0	2	9	2452	12.70	14.10	16.47	30.00		2.39		18.86		36.00		Pass

Note: Measured power (dBm) has offset with cable loss.

Report Number : FR960638C

TEST RESULTS DATA
Peak Power Spectral Density

2.4GHz Band												
Mod.	Data Rate	NTX	CH.	Freq. (MHz)	Peak PSD (dBm/3kHz)			DG (dBi)		Peak PSD Limit (dBm/3kHz)		Pass/Fail
					Ant 1	Ant 2	Worse + 3.01	Ant 1	Ant 2	Ant 1	Ant 2	
11b	1Mbps	2	1	2412	-2.60	-0.85	2.16	4.97		8.00		Pass
11b	1Mbps	2	2	2417	-1.21	-0.52	2.49	4.97		8.00		Pass
11b	1Mbps	2	3	2422	-1.23	0.46	3.47	4.97		8.00		Pass
11b	1Mbps	2	4	2427	0.05	2.69	5.70	4.97		8.00		Pass
11b	1Mbps	2	6	2437	1.25	1.82	4.83	4.97		8.00		Pass
11b	1Mbps	2	10	2457	1.22	2.75	5.76	4.97		8.00		Pass
11b	1Mbps	2	11	2462	-1.68	0.01	3.02	4.97		8.00		Pass
11g	6Mbps	2	1	2412	-6.63	-6.34	-3.33	4.97		8.00		Pass
11g	6Mbps	2	2	2417	-8.26	-7.03	-4.02	4.97		8.00		Pass
11g	6Mbps	2	3	2422	-1.64	-1.36	1.65	4.97		8.00		Pass
11g	6Mbps	2	6	2437	-1.96	-1.95	1.06	4.97		8.00		Pass
11g	6Mbps	2	10	2457	-2.27	-0.02	2.99	4.97		8.00		Pass
11g	6Mbps	2	11	2462	-8.28	-7.12	-4.11	4.97		8.00		Pass
HT20	MCS0	2	1	2412	-6.97	-6.54	-3.53	4.97		8.00		Pass
HT20	MCS0	2	2	2417	-7.57	-6.27	-3.26	4.97		8.00		Pass
HT20	MCS0	2	3	2422	-7.26	-6.20	-3.19	4.97		8.00		Pass
HT20	MCS0	2	4	2427	-5.06	-3.65	-0.64	4.97		8.00		Pass
HT20	MCS0	2	6	2437	-3.28	-1.48	1.53	4.97		8.00		Pass
HT20	MCS0	2	10	2457	-3.95	-1.97	1.04	4.97		8.00		Pass
HT20	MCS0	2	11	2462	-9.96	-8.91	-5.90	4.97		8.00		Pass
HT40	MCS0	2	3	2422	-16.89	-15.86	-12.85	4.97		8.00		Pass
HT40	MCS0	2	6	2437	-16.10	-13.80	-10.79	4.97		8.00		Pass
HT40	MCS0	2	9	2452	-16.61	-14.50	-11.49	4.97		8.00		Pass

Measured power density (dBm) has offset with cable loss.

Appendix B. AC Conducted Emission Test Results

Test Engineer :	Jimmy Chang	**Temperature :**	25.5~26.4℃
		Relative Humidity :	55~58%

EUT Information

Report NO :	960638
Test Mode :	Mode 1
Test Voltage :	120Vac/60Hz
Phase :	Line

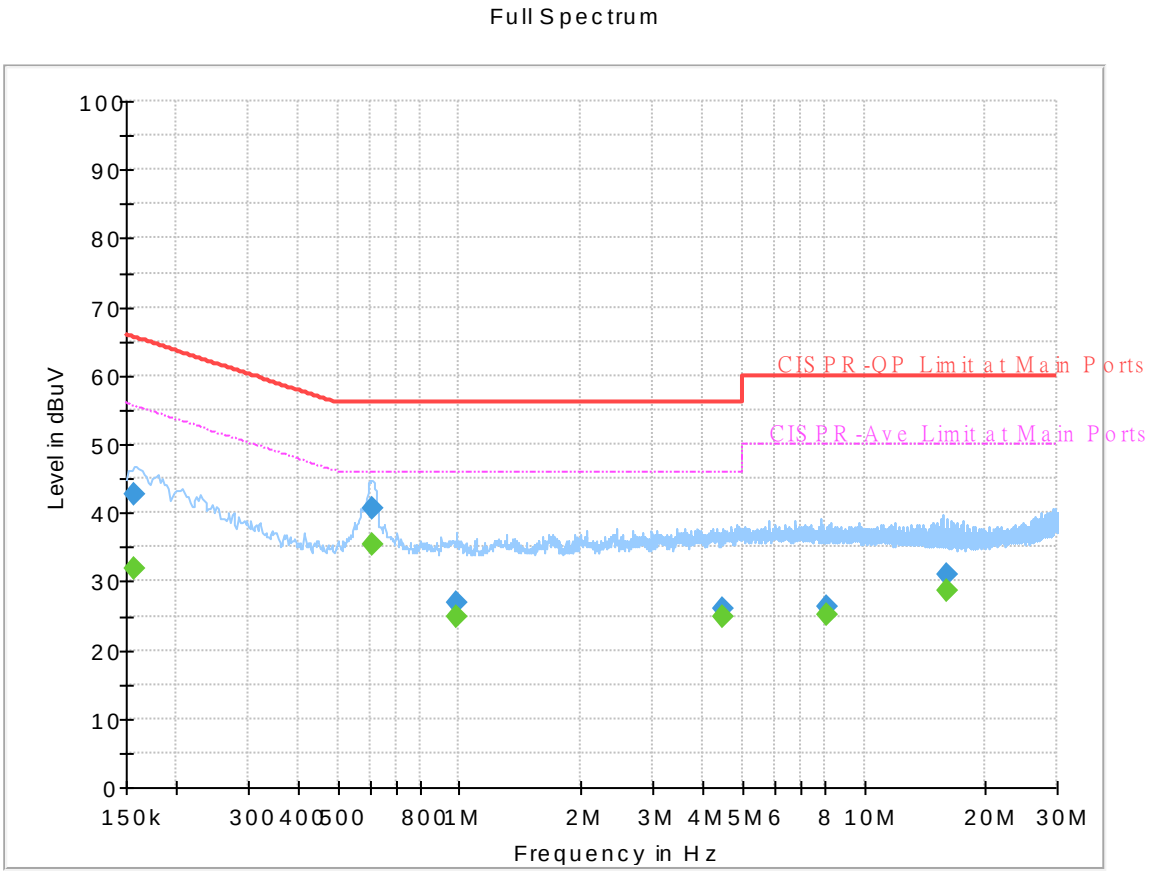

Final_Result

Frequency (MHz)	QuasiPeak (dBuV)	CAverage (dBuV)	Limit (dBuV)	Margin (dB)	Line	Filter	Corr. (dB)
0.156750	---	31.95	55.63	23.68	L1	OFF	19.4
0.156750	42.61	---	65.63	23.02	L1	OFF	19.4
0.609000	---	35.48	46.00	10.52	L1	OFF	19.4
0.609000	40.61	---	56.00	15.39	L1	OFF	19.4
0.984750	---	24.84	46.00	21.16	L1	OFF	19.5
0.984750	26.89	---	56.00	29.11	L1	OFF	19.5
4.472250	---	24.75	46.00	21.25	L1	OFF	19.6
4.472250	26.15	---	56.00	29.85	L1	OFF	19.6
8.065500	---	25.12	50.00	24.88	L1	OFF	19.7
8.065500	26.21	---	60.00	33.79	L1	OFF	19.7
16.116000	---	28.73	50.00	21.27	L1	OFF	20.0
16.116000	30.93	---	60.00	29.07	L1	OFF	20.0

EUT Information

Report NO :	960638
Test Mode :	Mode 1
Test Voltage :	120Vac/60Hz
Phase :	Neutral

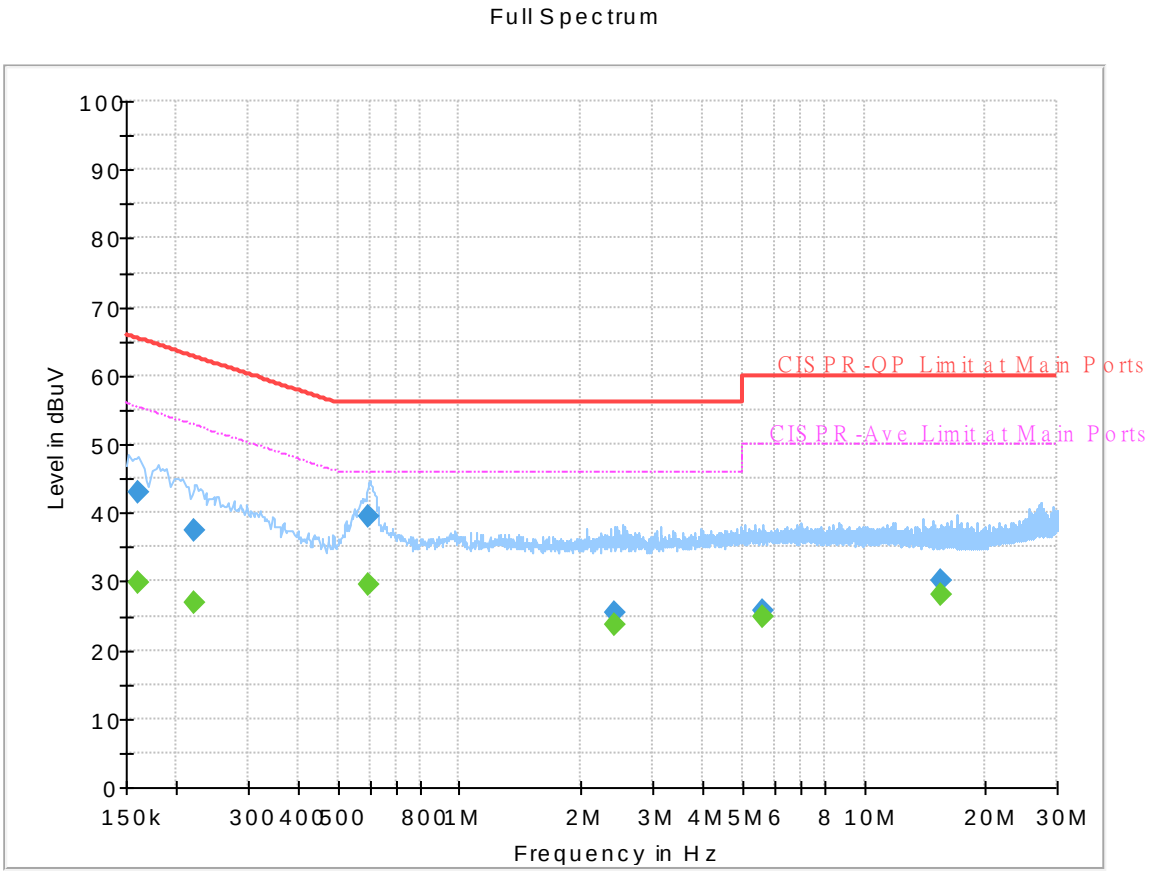

Final_Result

Frequency (MHz)	QuasiPeak (dBuV)	CAverage (dBuV)	Limit (dBuV)	Margin (dB)	Line	Filter	Corr. (dB)
0.161250	---	29.95	55.40	25.45	N	OFF	19.5
0.161250	43.02	---	65.40	22.38	N	OFF	19.5
0.222000	---	26.87	52.74	25.87	N	OFF	19.5
0.222000	37.48	---	62.74	25.26	N	OFF	19.5
0.597750	---	29.59	46.00	16.41	N	OFF	19.5
0.597750	39.58	---	56.00	16.42	N	OFF	19.5
2.424750	---	23.75	46.00	22.25	N	OFF	19.6
2.424750	25.48	---	56.00	30.52	N	OFF	19.6
5.637750	---	24.78	50.00	25.22	N	OFF	19.7
5.637750	25.85	---	60.00	34.15	N	OFF	19.7
15.452250	---	28.12	50.00	21.88	N	OFF	20.1
15.452250	30.22	---	60.00	29.78	N	OFF	20.1

Appendix C. Radiated Spurious Emission

Test Engineer :	Jesse Wang, Stan Hsieh and Ken Wu	Temperature :	24~26°C
		Relative Humidity :	52~60%

2.4GHz 2400~2483.5MHz

WIFI 802.11b (Band Edge @ 3m)

WIFI Ant. 1+2	Note	Frequency (MHz)	Level (dBμV/m)	Over Limit (dB)	Limit Line (dBμV/m)	Read Level (dBμV)	Antenna Factor (dB/m)	Path Loss (dB)	Preamp Factor (dB)	Ant Pos (cm)	Table Pos (deg)	Peak Avg. (P/A)	Pol. (H/V)
802.11b CH 01 2412MHz		2380.035	60.65	-13.35	74	45.92	31.93	17.74	34.94	294	61	P	H
		2389.17	50.55	-3.45	54	35.71	32	17.78	34.94	294	61	A	H
	*	2412	115.39	-	-	100.53	32.07	17.74	34.95	294	61	P	H
	*	2412	106.47	-	-	91.61	32.07	17.74	34.95	294	61	A	H
													H
													H
		2380.35	62.12	-11.88	74	47.39	31.93	17.74	34.94	174	334	P	V
		2385.285	51.88	-2.12	54	37.11	31.93	17.78	34.94	174	334	A	V
	*	2412	118.59	-	-	103.73	32.07	17.74	34.95	174	334	P	V
	*	2412	110.53	-	-	95.67	32.07	17.74	34.95	174	334	A	V
													V
													V
802.11b CH 02 2417MHz		2373.84	59.97	-14.03	74	45.31	31.93	17.67	34.94	291	61	P	H
		2388.54	49.54	-4.46	54	34.7	32	17.78	34.94	291	61	A	H
	*	2417	115.98	-	-	101.13	32.07	17.74	34.96	291	61	P	H
	*	2417	110.69	-	-	95.84	32.07	17.74	34.96	291	61	A	H
													H
													H
		2387	61.23	-12.77	74	46.43	32	17.74	34.94	156	335	P	V
		2388.82	50.46	-3.54	54	35.62	32	17.78	34.94	156	335	A	V
	*	2417	119.26	-	-	104.41	32.07	17.74	34.96	156	335	P	V
	*	2417	113.47	-	-	98.62	32.07	17.74	34.96	156	335	A	V
													V
													V

WIFI Ant. 1+2	Note	Frequency (MHz)	Level (dBμV/m)	Over Limit (dB)	Limit Line (dBμV/m)	Read Level (dBμV)	Antenna Factor (dB/m)	Path Loss (dB)	Preamp Factor (dB)	Ant Pos (cm)	Table Pos (deg)	Peak Avg. (P/A)	Pol. (H/V)
802.11b CH 03 2422MHz		2389.94	58.13	-15.87	74	43.34	32	17.74	34.95	288	110	P	H
		2389.52	48.07	-5.93	54	33.23	32	17.78	34.94	288	110	A	H
	*	2422	116.63	-	-	101.67	32.13	17.79	34.96	288	110	P	H
	*	2422	112.97	-	-	98.01	32.13	17.79	34.96	288	110	A	H
													H
													H
		2388.12	63.17	-10.83	74	48.37	32	17.74	34.94	103	334	P	V
		2389.1	52.5	-1.5	54	37.66	32	17.78	34.94	103	334	A	V
	*	2422	120.04	-	-	105.08	32.13	17.79	34.96	103	334	P	V
	*	2422	116.43	-	-	101.47	32.13	17.79	34.96	103	334	A	V
													V
													V
802.11b CH 04 2427MHz		2379.02	56.79	-17.21	74	42.13	31.93	17.67	34.94	290	119	P	H
		2389.94	47.04	-6.96	54	32.21	32	17.78	34.95	290	119	A	H
	*	2427	118.14	-	-	103.18	32.13	17.79	34.96	290	119	P	H
	*	2427	114.19	-	-	99.23	32.13	17.79	34.96	290	119	A	H
													H
													H
		2389.24	62.74	-11.26	74	47.94	32	17.74	34.94	102	334	P	V
		2387.42	52.27	-1.73	54	37.43	32	17.78	34.94	102	334	A	V
	*	2427	122.82	-	-	107.86	32.13	17.79	34.96	102	334	P	V
	*	2427	118.22	-	-	103.26	32.13	17.79	34.96	102	334	A	V
													V
													V

WIFI Ant. 1+2	Note	Frequency (MHz)	Level (dBμV/m)	Over Limit (dB)	Limit Line (dBμV/m)	Read Level (dBμV)	Antenna Factor (dB/m)	Path Loss (dB)	Preamp Factor (dB)	Ant Pos (cm)	Table Pos (deg)	Peak Avg. (P/A)	Pol. (H/V)
802.11b CH 06 2437MHz		2388.4	57.63	-16.37	74	42.83	32	17.74	34.94	291	119	P	H
		2389.52	47.22	-6.78	54	32.38	32	17.78	34.94	291	119	A	H
	*	2437	119.03	-	-	104.07	32.13	17.79	34.96	291	119	P	H
	*	2437	112.97	-	-	98.01	32.13	17.79	34.96	291	119	A	H
		2483.55	58.23	-15.77	74	43.16	32.2	17.84	34.97	291	119	P	H
		2483.69	47.68	-6.32	54	32.57	32.2	17.88	34.97	291	119	A	H
		2389.38	63.31	-10.69	74	48.51	32	17.74	34.94	100	332	P	V
		2388.4	51.96	-2.04	54	37.12	32	17.78	34.94	100	332	A	V
	*	2437	122.07	-	-	107.04	32.2	17.79	34.96	100	332	P	V
	*	2437	116.27	-	-	101.24	32.2	17.79	34.96	100	332	A	V
		2484.18	60.79	-13.21	74	45.72	32.2	17.84	34.97	100	332	P	V
		2485.02	50.11	-3.89	54	35	32.2	17.88	34.97	100	332	A	V
802.11b CH 10 2457MHz	*	2457	118.56	-	-	103.54	32.2	17.79	34.97	399	64	P	H
	*	2457	113.75	-	-	98.73	32.2	17.79	34.97	399	64	A	H
		2484.1	61.49	-12.51	74	46.42	32.2	17.84	34.97	399	64	P	H
		2486.86	51.98	-2.02	54	36.87	32.2	17.88	34.97	399	64	A	H
													H
													H
	*	2457	121.21	-	-	106.19	32.2	17.79	34.97	121	321	P	V
	*	2457	115.25	-	-	100.23	32.2	17.79	34.97	121	321	A	V
		2494.42	61.78	-12.22	74	46.72	32.2	17.84	34.98	121	321	P	V
		2483.56	52.01	-1.99	54	36.9	32.2	17.88	34.97	121	321	A	V
													V
													V

WIFI Ant. 1+2	Note	Frequency (MHz)	Level (dBμV/m)	Over Limit (dB)	Limit Line (dBμV/m)	Read Level (dBμV)	Antenna Factor (dB/m)	Path Loss (dB)	Preamp Factor (dB)	Ant Pos (cm)	Table Pos (deg)	Peak Avg. (P/A)	Pol. (H/V)
802.11b CH 11 2462MHz	*	2462	115.45	-	-	100.38	32.2	17.84	34.97	400	54	P	H
	*	2462	110.58	-	-	95.51	32.2	17.84	34.97	400	54	A	H
		2490.32	61.88	-12.12	74	46.81	32.2	17.84	34.97	400	54	P	H
		2486.4	51.28	-2.72	54	36.17	32.2	17.88	34.97	400	54	A	H
													H
													H
	*	2462	118.34	-	-	103.27	32.2	17.84	34.97	120	324	P	V
	*	2462	111.67	-	-	96.6	32.2	17.84	34.97	120	324	A	V
		2494.2	62.44	-11.56	74	47.38	32.2	17.84	34.98	120	324	P	V
		2488.84	52.18	-1.82	54	37.07	32.2	17.88	34.97	120	324	A	V
													V
													V
Remark	1. No other spurious found. 2. All results are PASS against Peak and Average limit line.												

2.4GHz 2400~2483.5MHz

WIFI 802.11b (Harmonic @ 3m)

WIFI Ant. 1+2	Note	Frequency (MHz)	Level (dBμV/m)	Over Limit (dB)	Limit Line (dBμV/m)	Read Level (dBμV)	Antenna Factor (dB/m)	Path Loss (dB)	Preamp Factor (dB)	Ant Pos (cm)	Table Pos (deg)	Peak Avg. (P/A)	Pol. (H/V)
802.11b CH 01 2412MHz		4824	44.16	-29.84	74	57.7	34.1	11.39	59.03	100	0	P	H
													H
													H
													H
		4824	43.65	-30.35	74	57.19	34.1	11.39	59.03	100	0	P	V
													V
													V
													V
802.11b CH 06 2437MHz		4874	48.72	-25.28	74	62.09	34.13	11.42	58.92	100	0	P	H
		7311	45.76	-28.24	74	54.39	35.7	13.97	58.3	100	0	P	H
													H
													H
		4874	52.86	-21.14	74	66.23	34.13	11.42	58.92	322	343	P	V
		4874	48.71	-5.29	54	62.08	34.13	11.42	58.92	322	343	A	V
		7311	49.18	-24.82	74	57.81	35.7	13.97	58.3	100	0	P	V
													V
802.11b CH 11 2462MHz		4924	46.93	-27.07	74	60.12	34.17	11.45	58.81	100	0	P	H
		7386	44.43	-29.57	74	53.21	35.5	14.07	58.35	100	0	P	H
													H
													H
		4924	47.01	-26.99	74	60.2	34.17	11.45	58.81	100	0	P	V
		7386	46.33	-27.67	74	55.11	35.5	14.07	58.35	100	0	P	V
													V
													V
Remark	1. No other spurious found. 2. All results are PASS against Peak and Average limit line.												

2.4GHz 2400~2483.5MHz

WIFI 802.11g (Band Edge @ 3m)

WIFI Ant. 1+2	Note	Frequency (MHz)	Level (dBμV/m)	Over Limit (dB)	Limit Line (dBμV/m)	Read Level (dBμV)	Antenna Factor (dB/m)	Path Loss (dB)	Preamp Factor (dB)	Ant Pos (cm)	Table Pos (deg)	Peak Avg. (P/A)	Pol. (H/V)
802.11g CH 01 2412MHz		2376.99	59.65	-14.35	74	44.99	31.93	17.67	34.94	294	26	P	H
		2378.565	50.01	-3.99	54	35.08	31.93	17.94	34.94	294	26	A	H
	*	2412	114.1	-	-	99.24	32.07	17.74	34.95	294	26	P	H
	*	2412	103.99	-	-	89.13	32.07	17.74	34.95	294	26	A	H
													H
													H
		2389.17	62.38	-11.62	74	47.58	32	17.74	34.94	153	333	P	V
		2389.905	52.07	-1.93	54	37.01	32	18.01	34.95	153	333	A	V
	*	2412	117.03	-	-	102.17	32.07	17.74	34.95	153	333	P	V
	*	2412	109.85	-	-	94.99	32.07	17.74	34.95	153	333	A	V
													V
													V
802.11g CH 02 2417MHz		2388.4	59.07	-14.93	74	44.27	32	17.74	34.94	296	118	P	H
		2389.94	48.97	-5.03	54	33.91	32	18.01	34.95	296	118	A	H
	*	2417	113.7	-	-	98.85	32.07	17.74	34.96	296	118	P	H
	*	2417	106.45	-	-	91.6	32.07	17.74	34.96	296	118	A	H
													H
													H
		2380.84	62.49	-11.51	74	47.76	31.93	17.74	34.94	119	330	P	V
		2381.54	52.41	-1.59	54	37.41	31.93	18.01	34.94	119	330	A	V
	*	2417	116.61	-	-	101.76	32.07	17.74	34.96	119	330	P	V
	*	2417	109.73	-	-	94.88	32.07	17.74	34.96	119	330	A	V
													V
													V

WIFI Ant. 1+2	Note	Frequency (MHz)	Level (dBμV/m)	Over Limit (dB)	Limit Line (dBμV/m)	Read Level (dBμV)	Antenna Factor (dB/m)	Path Loss (dB)	Preamp Factor (dB)	Ant Pos (cm)	Table Pos (deg)	Peak Avg. (P/A)	Pol. (H/V)
802.11g CH 03 2422MHz		2389.1	58.97	-15.03	74	44.17	32	17.74	34.94	300	120	P	H
		2389.24	48.65	-5.35	54	33.58	32	18.01	34.94	300	120	A	H
	*	2422	119.03	-	-	104.07	32.13	17.79	34.96	300	120	P	H
	*	2422	109.24	-	-	94.28	32.13	17.79	34.96	300	120	A	H
													H
													H
		2387.42	63.94	-10.06	74	49.14	32	17.74	34.94	102	331	P	V
		2373.84	52.46	-1.54	54	37.53	31.93	17.94	34.94	102	331	A	V
	*	2422	122.04	-	-	107.08	32.13	17.79	34.96	102	331	P	V
	*	2422	111.9	-	-	96.94	32.13	17.79	34.96	102	331	A	V
													V
													V
802.11g CH 06 2437MHz		2388.68	56.78	-17.22	74	41.98	32	17.74	34.94	290	118	P	H
		2388.82	47.45	-6.55	54	32.38	32	18.01	34.94	290	118	A	H
	*	2437	118.55	-	-	103.52	32.2	17.79	34.96	290	118	P	H
	*	2437	106.82	-	-	91.79	32.2	17.79	34.96	290	118	A	H
		2484.95	58.21	-15.79	74	43.14	32.2	17.84	34.97	290	118	P	H
		2484.95	47.55	-6.45	54	32.21	32.2	18.11	34.97	290	118	A	H
		2388.4	62.77	-11.23	74	47.97	32	17.74	34.94	100	334	P	V
		2386.3	52.14	-1.86	54	37.07	32	18.01	34.94	100	334	A	V
	*	2437	123.23	-	-	108.2	32.2	17.79	34.96	100	334	P	V
	*	2437	111.98	-	-	96.95	32.2	17.79	34.96	100	334	A	V
		2484.95	60.49	-13.51	74	45.42	32.2	17.84	34.97	100	334	P	V
		2485.02	51.28	-2.72	54	35.94	32.2	18.11	34.97	100	334	A	V

WIFI Ant. 1+2	Note	Frequency (MHz)	Level (dBμV/m)	Over Limit (dB)	Limit Line (dBμV/m)	Read Level (dBμV)	Antenna Factor (dB/m)	Path Loss (dB)	Preamp Factor (dB)	Ant Pos (cm)	Table Pos (deg)	Peak Avg. (P/A)	Pol. (H/V)
802.11g CH 10 2457MHz	*	2457	118.25	-	-	103.23	32.2	17.79	34.97	293	120	P	H
	*	2457	110.49	-	-	95.47	32.2	17.79	34.97	293	120	A	H
		2483.98	60.73	-13.27	74	45.66	32.2	17.84	34.97	293	120	P	H
		2483.5	49.36	-4.64	54	34.02	32.2	18.11	34.97	293	120	A	H
													H
													H
	*	2457	121.43	-	-	106.41	32.2	17.79	34.97	100	334	P	V
	*	2457	113.12	-	-	98.1	32.2	17.79	34.97	100	334	A	V
		2483.8	63.3	-10.7	74	48.23	32.2	17.84	34.97	100	334	P	V
		2483.98	52.32	-1.68	54	36.98	32.2	18.11	34.97	100	334	A	V
													V
													V
802.11g CH 11 2462MHz	*	2462	112.27	-	-	97.2	32.2	17.84	34.97	400	44	P	H
	*	2462	104.04	-	-	88.97	32.2	17.84	34.97	400	44	A	H
		2484.2	62.63	-11.37	74	47.56	32.2	17.84	34.97	400	44	P	H
		2483.84	51.87	-2.13	54	36.53	32.2	18.11	34.97	400	44	A	H
													H
													H
	*	2462	115.85	-	-	100.78	32.2	17.84	34.97	147	9	P	V
	*	2462	106.75	-	-	91.68	32.2	17.84	34.97	147	9	A	V
		2483.6	64.26	-9.74	74	49.19	32.2	17.84	34.97	147	9	P	V
		2483.56	51.9	-2.1	54	36.56	32.2	18.11	34.97	147	9	A	V
													V
													V
Remark	1. No other spurious found. 2. All results are PASS against Peak and Average limit line.												

2.4GHz 2400~2483.5MHz

WIFI 802.11g (Harmonic @ 3m)

WIFI Ant. 1+2	Note	Frequency (MHz)	Level (dBμV/m)	Over Limit (dB)	Limit Line (dBμV/m)	Read Level (dBμV)	Antenna Factor (dB/m)	Path Loss (dB)	Preamp Factor (dB)	Ant Pos (cm)	Table Pos (deg)	Peak Avg. (P/A)	Pol. (H/V)
802.11g CH 01 2412MHz		4824	43.41	-30.59	74	56.95	34.1	11.39	59.03	100	0	P	H
													H
													H
													H
		4824	44.27	-29.73	74	57.81	34.1	11.39	59.03	100	0	P	V
													V
													V
													V
802.11g CH 06 2437MHz		4874	44.16	-29.84	74	57.53	34.13	11.42	58.92	100	0	P	H
		7311	45.52	-28.48	74	54.15	35.7	13.97	58.3	100	0	P	H
													H
													H
		4874	45.95	-28.05	74	59.32	34.13	11.42	58.92	100	0	P	V
		7311	48.55	-25.45	74	57.18	35.7	13.97	58.3	100	0	P	V
													V
													V
802.11g CH 11 2462MHz		4924	42.7	-31.3	74	55.89	34.17	11.45	58.81	100	0	P	H
		7386	44.32	-29.68	74	53.1	35.5	14.07	58.35	100	0	P	H
													H
													H
		4924	43.51	-30.49	74	56.7	34.17	11.45	58.81	100	0	P	V
		7386	44.43	-29.57	74	53.21	35.5	14.07	58.35	100	0	P	V
													V
													V
Remark	1. No other spurious found. 2. All results are PASS against Peak and Average limit line.												

2.4GHz 2400~2483.5MHz

WIFI 802.11n HT20 (Band Edge @ 3m)

WIFI Ant. 1+2	Note	Frequency (MHz)	Level (dBμV/m)	Over Limit (dB)	Limit Line (dBμV/m)	Read Level (dBμV)	Antenna Factor (dB/m)	Path Loss (dB)	Preamp Factor (dB)	Ant Pos (cm)	Table Pos (deg)	Peak Avg. (P/A)	Pol. (H/V)
802.11n HT20 CH 01 2412MHz		2389.065	61.56	-12.44	74	46.76	32	17.74	34.94	297	116	P	H
		2389.17	50.3	-3.7	54	35.23	32	18.01	34.94	297	116	A	H
	*	2412	114.45	-	-	99.59	32.07	17.74	34.95	297	116	P	H
	*	2412	107.1	-	-	92.24	32.07	17.74	34.95	297	116	A	H
													H
													H
		2379.615	63.15	-10.85	74	48.49	31.93	17.67	34.94	139	333	P	V
		2376.57	52.15	-1.85	54	37.22	31.93	17.94	34.94	139	333	A	V
	*	2412	117.75	-	-	102.89	32.07	17.74	34.95	139	333	P	V
	*	2412	110.59	-	-	95.73	32.07	17.74	34.95	139	333	A	V
													V
													V
802.11n HT20 CH 02 2417MHz		2389.1	59.7	-14.3	74	44.9	32	17.74	34.94	296	118	P	H
		2389.8	49.18	-4.82	54	34.12	32	18.01	34.95	296	118	A	H
	*	2417	114.54	-	-	99.69	32.07	17.74	34.96	296	118	P	H
	*	2417	107.71	-	-	92.86	32.07	17.74	34.96	296	118	A	H
													H
													H
		2387.42	64.31	-9.69	74	49.51	32	17.74	34.94	119	330	P	V
		2380.56	52.46	-1.54	54	37.46	31.93	18.01	34.94	119	330	A	V
	*	2417	117.02	-	-	102.17	32.07	17.74	34.96	119	330	P	V
	*	2417	109.75	-	-	94.9	32.07	17.74	34.96	119	330	A	V
													V
													V

WIFI Ant. 1+2	Note	Frequency (MHz)	Level (dBμV/m)	Over Limit (dB)	Limit Line (dBμV/m)	Read Level (dBμV)	Antenna Factor (dB/m)	Path Loss (dB)	Preamp Factor (dB)	Ant Pos (cm)	Table Pos (deg)	Peak Avg. (P/A)	Pol. (H/V)
		2385.18	61.22	-12.78	74	46.49	31.93	17.74	34.94	300	111	P	H
		2383.36	49.05	-4.95	54	34.05	31.93	18.01	34.94	300	111	A	H
	*	2422	114.46	-	-	99.5	32.13	17.79	34.96	300	111	P	H
	*	2422	105.29	-	-	90.33	32.13	17.79	34.96	300	111	A	H
802.11n													H
HT20													H
CH 03		2385.6	62.76	-11.24	74	47.96	32	17.74	34.94	101	334	P	V
2422MHz		2388.12	52.41	-1.59	54	37.34	32	18.01	34.94	101	334	A	V
	*	2422	117.22	-	-	102.26	32.13	17.79	34.96	101	334	P	V
	*	2422	107.64	-	-	92.68	32.13	17.79	34.96	101	334	A	V
													V
													V
		2387.56	58.65	-15.35	74	43.85	32	17.74	34.94	288	108	P	H
		2389.8	47.84	-6.16	54	32.78	32	18.01	34.95	288	108	A	H
	*	2427	117.3	-	-	102.34	32.13	17.79	34.96	288	108	P	H
	*	2427	107.37	-	-	92.41	32.13	17.79	34.96	288	108	A	H
802.11n													H
HT20													H
CH 04		2388.4	61.98	-12.02	74	47.18	32	17.74	34.94	104	334	P	V
2427MHz		2387.7	52.12	-1.88	54	37.05	32	18.01	34.94	104	334	A	V
	*	2427	121.36	-	-	106.4	32.13	17.79	34.96	104	334	P	V
	*	2427	111.54	-	-	96.58	32.13	17.79	34.96	104	334	A	V
													V
													V

WIFI Ant. 1+2	Note	Frequency (MHz)	Level (dBμV/m)	Over Limit (dB)	Limit Line (dBμV/m)	Read Level (dBμV)	Antenna Factor (dB/m)	Path Loss (dB)	Preamp Factor (dB)	Ant Pos (cm)	Table Pos (deg)	Peak Avg. (P/A)	Pol. (H/V)
802.11n HT20 CH 06 2437MHz		2389.8	57.48	-16.52	74	42.69	32	17.74	34.95	290	115	P	H
		2388.96	48.24	-5.76	54	33.17	32	18.01	34.94	290	115	A	H
	*	2437	118.31	-	-	103.28	32.2	17.79	34.96	290	115	P	H
	*	2437	110.27	-	-	95.24	32.2	17.79	34.96	290	115	A	H
		2484.32	58.21	-15.79	74	43.14	32.2	17.84	34.97	290	115	P	H
		2483.97	48.33	-5.67	54	32.99	32.2	18.11	34.97	290	115	A	H
		2386.86	62.19	-11.81	74	47.39	32	17.74	34.94	102	331	P	V
		2388.96	52.41	-1.59	54	37.34	32	18.01	34.94	102	331	A	V
	*	2437	123.25	-	-	108.22	32.2	17.79	34.96	102	331	P	V
	*	2437	115.05	-	-	100.02	32.2	17.79	34.96	102	331	A	V
		2483.62	59.4	-14.6	74	44.33	32.2	17.84	34.97	102	331	P	V
		2485.09	49.6	-4.4	54	34.26	32.2	18.11	34.97	102	331	A	V
802.11n HT20 CH 10 2457MHz	*	2457	117.69	-	-	102.67	32.2	17.79	34.97	293	120	P	H
	*	2457	109.42	-	-	94.4	32.2	17.79	34.97	293	120	A	H
		2483.74	60.26	-13.74	74	45.19	32.2	17.84	34.97	293	120	P	H
		2483.8	49.07	-4.93	54	33.73	32.2	18.11	34.97	293	120	A	H
													H
													H
	*	2457	120.62	-	-	105.6	32.2	17.79	34.97	100	334	P	V
	*	2457	112.9	-	-	97.88	32.2	17.79	34.97	100	334	A	V
		2484.94	62.65	-11.35	74	47.58	32.2	17.84	34.97	100	334	P	V
		2485.18	52.48	-1.52	54	37.14	32.2	18.11	34.97	100	334	A	V
													V
													V

WIFI Ant. 1+2	Note	Frequency (MHz)	Level (dBµV/m)	Over Limit (dB)	Limit Line (dBµV/m)	Read Level (dBµV)	Antenna Factor (dB/m)	Path Loss (dB)	Preamp Factor (dB)	Ant Pos (cm)	Table Pos (deg)	Peak Avg. (P/A)	Pol. (H/V)
	*	2462	112.31	-	-	97.24	32.2	17.84	34.97	318	59	P	H
	*	2462	103.21	-	-	88.14	32.2	17.84	34.97	318	59	A	H
		2486.84	60.57	-13.43	74	45.5	32.2	17.84	34.97	318	59	P	H
		2484.28	51.23	-2.77	54	35.89	32.2	18.11	34.97	318	59	A	H
802.11n													H
HT20													H
CH 11	*	2462	114.99	-	-	99.92	32.2	17.84	34.97	169	0	P	V
2462MHz	*	2462	105.1	-	-	90.03	32.2	17.84	34.97	169	0	A	V
		2484.52	63.16	-10.84	74	48.09	32.2	17.84	34.97	169	0	P	V
		2483.72	51.71	-2.29	54	36.37	32.2	18.11	34.97	169	0	A	V
													V
													V
Remark	1. No other spurious found. 2. All results are PASS against Peak and Average limit line.												

2.4GHz 2400~2483.5MHz

WIFI 802.11n HT20 (Harmonic @ 3m)

WIFI Ant. 1+2	Note	Frequency (MHz)	Level (dBμV/m)	Over Limit (dB)	Limit Line (dBμV/m)	Read Level (dBμV)	Antenna Factor (dB/m)	Path Loss (dB)	Preamp Factor (dB)	Ant Pos (cm)	Table Pos (deg)	Peak Avg. (P/A)	Pol. (H/V)
802.11n HT20 CH 01 2412MHz		4824	43.73	-30.27	74	57.27	34.1	11.39	59.03	100	0	P	H
													H
													H
													H
		4824	43.22	-30.78	74	56.76	34.1	11.39	59.03	100	0	P	V
													V
													V
													V
802.11n HT20 CH 06 2437MHz		4874	43.21	-30.79	74	56.58	34.13	11.42	58.92	100	0	P	H
		7311	44.26	-29.74	74	52.89	35.7	13.97	58.3	100	0	P	H
													H
													H
		4874	43.95	-30.05	74	57.32	34.13	11.42	58.92	100	0	P	V
		7311	44.14	-29.86	74	52.77	35.7	13.97	58.3	100	0	P	V
													V
													V
802.11n HT20 CH 11 2462MHz		4924	42.89	-31.11	74	56.08	34.17	11.45	58.81	100	0	P	H
		7386	43.72	-30.28	74	52.5	35.5	14.07	58.35	100	0	P	H
													H
													H
		4924	42.54	-31.46	74	55.73	34.17	11.45	58.81	100	0	P	V
		7386	43.97	-30.03	74	52.75	35.5	14.07	58.35	100	0	P	V
													V
													V
Remark	1. No other spurious found. 2. All results are PASS against Peak and Average limit line.												

2.4GHz 2400~2483.5MHz

WIFI 802.11n HT40 (Band Edge @ 3m)

WIFI Ant. 1+2	Note	Frequency (MHz)	Level (dBμV/m)	Over Limit (dB)	Limit Line (dBμV/m)	Read Level (dBμV)	Antenna Factor (dB/m)	Path Loss (dB)	Preamp Factor (dB)	Ant Pos (cm)	Table Pos (deg)	Peak Avg. (P/A)	Pol. (H/V)
802.11n HT40 CH 03 2422MHz		2377.62	66.21	-7.79	74	51.55	31.93	17.67	34.94	287	110	P	H
		2378.88	47.59	-6.41	54	32.47	31.93	18.13	34.94	287	110	A	H
	*	2422	106.8	-	-	91.84	32.13	17.79	34.96	287	110	P	H
	*	2422	95.78	-	-	80.82	32.13	17.79	34.96	287	110	A	H
		2486.28	61.66	-12.34	74	46.59	32.2	17.84	34.97	287	110	P	H
		2487.05	47.05	-6.95	54	31.52	32.2	18.3	34.97	287	110	A	H
		2383.08	71.06	-2.94	74	56.33	31.93	17.74	34.94	142	335	P	V
		2385.32	51.63	-2.37	54	36.44	31.93	18.2	34.94	142	335	A	V
	*	2422	109.06	-	-	94.1	32.13	17.79	34.96	142	335	P	V
	*	2422	100.18	-	-	85.22	32.13	17.79	34.96	142	335	A	V
		2483.76	63.9	-10.1	74	48.83	32.2	17.84	34.97	142	335	P	V
		2486.63	48.33	-5.67	54	32.8	32.2	18.3	34.97	142	335	A	V
802.11n HT40 CH 06 2437MHz		2386.58	67.82	-6.18	74	53.02	32	17.74	34.94	329	60	P	H
		2388.12	49.36	-4.64	54	34.1	32	18.2	34.94	329	60	A	H
	*	2437	107.62	-	-	92.59	32.2	17.79	34.96	329	60	P	H
	*	2437	96.92	-	-	81.89	32.2	17.79	34.96	329	60	A	H
		2488.8	60.8	-13.2	74	45.73	32.2	17.84	34.97	329	60	P	H
		2485.02	45.97	-8.03	54	30.44	32.2	18.3	34.97	329	60	A	H
		2385.46	71.37	-2.63	74	56.64	31.93	17.74	34.94	102	334	P	V
		2388.68	50.09	-3.91	54	34.83	32	18.2	34.94	102	334	A	V
	*	2437	112.39	-	-	97.36	32.2	17.79	34.96	102	334	P	V
	*	2437	102.15	-	-	87.12	32.2	17.79	34.96	102	334	A	V
		2488.38	67.32	-6.68	74	52.25	32.2	17.84	34.97	102	334	P	V
		2485.09	49.48	-4.52	54	33.95	32.2	18.3	34.97	102	334	A	V

WIFI Ant. 1+2	Note	Frequency (MHz)	Level (dBμV/m)	Over Limit (dB)	Limit Line (dBμV/m)	Read Level (dBμV)	Antenna Factor (dB/m)	Path Loss (dB)	Preamp Factor (dB)	Ant Pos (cm)	Table Pos (deg)	Peak Avg. (P/A)	Pol. (H/V)
802.11n HT40 CH 09 2452MHz		2377.06	62.84	-11.16	74	48.18	31.93	17.67	34.94	287	65	P	H
		2389.94	46.77	-7.23	54	31.52	32	18.2	34.95	287	65	A	H
	*	2452	106.39	-	-	91.37	32.2	17.79	34.97	287	65	P	H
	*	2452	94.58	-	-	79.56	32.2	17.79	34.97	287	65	A	H
		2484.6	65.76	-8.24	74	50.69	32.2	17.84	34.97	287	65	P	H
		2500	47.38	-6.62	54	31.86	32.2	18.3	34.98	287	65	A	H
		2373.28	68.06	-5.94	74	53.4	31.93	17.67	34.94	131	329	P	V
		2388.26	49.55	-4.45	54	34.29	32	18.2	34.94	131	329	A	V
	*	2452	109.67	-	-	94.65	32.2	17.79	34.97	131	329	P	V
	*	2452	98.23	-	-	83.21	32.2	17.79	34.97	131	329	A	V
		2485.51	70.53	-3.47	74	55.46	32.2	17.84	34.97	131	329	P	V
		2486.56	51.08	-2.92	54	35.55	32.2	18.3	34.97	131	329	A	V
Remark	1. No other spurious found. 2. All results are PASS against Peak and Average limit line.												

2.4GHz 2400~2483.5MHz

WIFI 802.11n HT40 (Harmonic @ 3m)

WIFI Ant. 1+2	Note	Frequency (MHz)	Level (dBμV/m)	Over Limit (dB)	Limit Line (dBμV/m)	Read Level (dBμV)	Antenna Factor (dB/m)	Path Loss (dB)	Preamp Factor (dB)	Ant Pos (cm)	Table Pos (deg)	Peak Avg. (P/A)	Pol. (H/V)
802.11n HT40 CH 03 2422MHz		4844	43.13	-30.87	74	56.53	34.2	11.39	58.99	100	0	P	H
		7266	43.69	-30.31	74	52.49	35.57	13.91	58.28	100	0	P	H
													H
													H
		4844	42.9	-31.1	74	56.3	34.2	11.39	58.99	100	0	P	V
		7266	44.11	-29.89	74	52.91	35.57	13.91	58.28	100	0	P	V
													V
													V
802.11n HT40 CH 06 2437MHz		4874	43.09	-30.91	74	56.46	34.13	11.42	58.92	100	0	P	H
		7311	44.34	-29.66	74	52.97	35.7	13.97	58.3	100	0	P	H
													H
													H
		4874	42.8	-31.2	74	56.17	34.13	11.42	58.92	100	0	P	V
		7311	43.83	-30.17	74	52.46	35.7	13.97	58.3	100	0	P	V
													V
													V
802.11n HT40 CH 09 2452MHz		4904	42.6	-31.4	74	55.87	34.13	11.45	58.85	100	0	P	H
		7356	43.66	-30.34	74	52.47	35.5	14.02	58.33	100	0	P	H
													H
													H
		4904	43.19	-30.81	74	56.46	34.13	11.45	58.85	100	0	P	V
		7356	42.96	-31.04	74	51.77	35.5	14.02	58.33	100	0	P	V
													V
													V
Remark	1. No other spurious found. 2. All results are PASS against Peak and Average limit line.												

Emission below 1GHz

2.4GHz WIFI 802.11b (LF)

WIFI Ant. 1+2	Note	Frequency (MHz)	Level (dBμV/m)	Over Limit (dB)	Limit Line (dBμV/m)	Read Level (dBμV)	Antenna Factor (dB/m)	Path Loss (dB)	Preamp Factor (dB)	Ant Pos (cm)	Table Pos (deg)	Peak Avg. (P/A)	Pol. (H/V)
2.4GHz 802.11b LF		31.08	22.98	-17.02	40	27.68	24.09	1.19	29.98	-	-	P	H
		125.31	26.82	-16.68	43.5	37.26	17.69	1.83	29.96	-	-	P	H
		171.21	27.11	-16.39	43.5	39.48	15.45	2.07	29.89	-	-	P	H
		376.3	35.53	-10.47	46	41.57	20.88	2.86	29.78	100	0	P	H
		864.9	32.26	-13.74	46	27.68	29	4.63	29.05	-	-	P	H
		947.5	33.94	-12.06	46	27.55	30.23	4.74	28.58	-	-	P	H
													H
													H
													H
													H
													H
													H
		30	32.71	-7.29	40	36.9	24.6	1.19	29.98	100	0	P	V
		35.4	27.45	-12.55	40	34.73	21.51	1.19	29.98	-	-	P	V
		50.79	24.01	-15.99	40	38.56	14.25	1.19	29.99	-	-	P	V
		382.6	33.53	-12.47	46	39.19	21.05	3.07	29.78	-	-	P	V
		846	32.99	-13.01	46	28.97	28.66	4.48	29.12	-	-	P	V
		955.2	34.01	-11.99	46	27.16	30.64	4.74	28.53	-	-	P	V
													V
													V
													V
													V
													V
													V
Remark	1. No other spurious found. 2. All results are PASS against limit line.												

Note symbol

*	**Fundamental Frequency** which can be ignored. However, the level of any unwanted emissions shall not exceed the level of the fundamental frequency.
!	Test result is **over limit** line.
P/A	**P**eak or **A**verage
H/V	**H**orizontal or **V**ertical

A calculation example for radiated spurious emission is shown as below:

WIFI	Note	Frequency	Level	Over	Limit	Read	Antenna	Path	Preamp	Ant	Table	Peak	Pol.
Ant.				Limit	Line	Level	Factor	Loss	Factor	Pos	Pos	Avg.	
1+2		(MHz)	(dBμV/m)	(dB)	(dBμV/m)	(dBμV)	(dB/m)	(dB)	(dB)	(cm)	(deg)	(P/A)	(H/V)
802.11b CH 01 2412MHz		2390	55.45	-18.55	74	54.51	32.22	4.58	35.86	103	308	P	H
		2390	43.54	-10.46	54	42.6	32.22	4.58	35.86	103	308	A	H

1. Path Loss(dB) = Cable loss(dB) + Filter loss(dB) + Attenuator loss(dB)
2. Level(dBμV/m) = Antenna Factor(dB/m) + Path Loss(dB) (include duty cycle correction factor) + Read Level(dBμV) - Preamp Factor(dB)
3. Over Limit(dB) = Level(dBμV/m) – Limit Line(dBμV/m)

For Peak Limit @ 2390MHz:

1. Level(dBμV/m)

= Antenna Factor(dB/m) + Path Loss(dB) + Read Level(dBμV) - Preamp Factor(dB)

= 32.22(dB/m) + 4.58(dB) + 54.51(dBμV) – 35.86 (dB)

= 55.45 (dBμV/m)

2. Over Limit(dB)

= Level(dBμV/m) – Limit Line(dBμV/m)

= 55.45(dBμV/m) – 74(dBμV/m)

= -18.55(dB)

For Average Limit @ 2390MHz:

1. Level(dBμV/m)

= Antenna Factor(dB/m) + Path Loss(dB) + Read Level(dBμV) - Preamp Factor(dB)

= 32.22(dB/m) + 4.58(dB) + 42.6(dBμV) – 35.86 (dB)

= 43.54 (dBμV/m)

2. Over Limit(dB)

= Level(dBμV/m) – Limit Line(dBμV/m)

= 43.54(dBμV/m) – 54(dBμV/m)

= -10.46(dB)

Both peak and average measured complies with the limit line, so test result is "PASS".

Appendix D. Radiated Spurious Emission Plots

Test Engineer :	Jesse Wang, Stan Hsieh and Ken Wu	**Temperature :**	24~26°C
		Relative Humidity :	52~60%

Note symbol

-L	**Low channel location**
-R	**High channel location**

2.4GHz 2400~2483.5MHz

WIFI 802.11b (Band Edge @ 3m)

WIFI	2.4GHz 2400~2483.5MHz Band Edge @ 3m	
ANT	802.11b CH01 2412MHz	
1+2	Horizontal	Fundamental
Peak	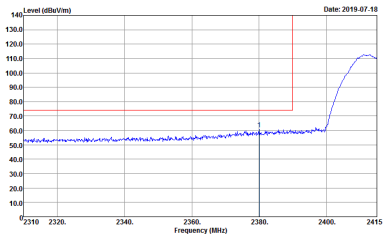 Site : 03CH07-HY Condition : PEAK_BE_74 3m HF_ANT_00075962 HORIZONTAL : RBW:1000.000KHz VBW:3000.000KHz SWT:Auto Detector : Peak Project : 960638 Setting : 20	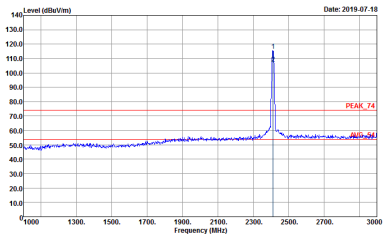 Site : 03CH07-HY Condition : PEAK_74 3m HF_ANT_00075962 HORIZONTAL : RBW:1000.000KHz VBW:3000.000KHz SWT:Auto Detector : Peak Project : 960638 Setting : 20
Avg.	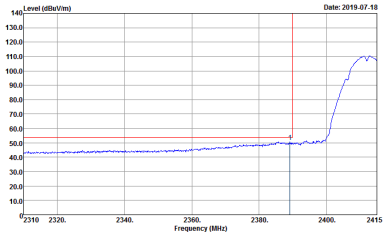 Site : 03CH07-HY Condition : AVG_BE_54 3m HF_ANT_00075962 HORIZONTAL : RBW:1000.000KHz VBW:3000.000KHz SWT:Auto Detector : Average Project : 960638 Setting : 20	Left blank

WIFI	2.4GHz 2400~2483.5MHz Band Edge @ 3m	
ANT	802.11b CH01 2412MHz	
1+2	Vertical	Fundamental
Peak	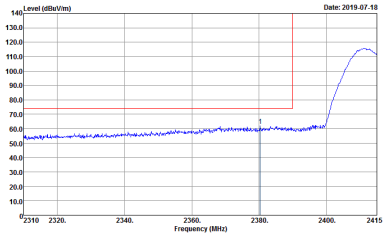 Site : 03CH07-HY Condition : PEAK_BE_74 3m HF_ANT_00075962 VERTICAL : RBW:1000.000KHz VBW:3000.000KHz SWT:Auto Detector : Peak Project : 960638 Setting : 20	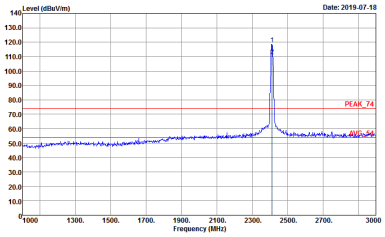 Site : 03CH07-HY Condition : PEAK_74 3m HF_ANT_00075962 VERTICAL : RBW:1000.000KHz VBW:3000.000KHz SWT:Auto Detector : Peak Project : 960638 Setting : 20
Avg.	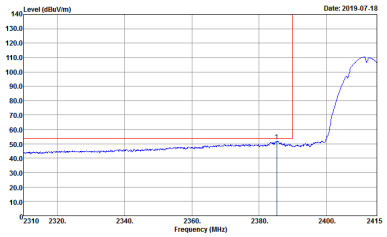 Site : 03CH07-HY Condition : AVG_BE_54 3m HF_ANT_00075962 VERTICAL : RBW:1000.000KHz VBW:3000.000KHz SWT:Auto Detector : Average Project : 960638 Setting : 20	Left blank

WIFI	2.4GHz 2400~2483.5MHz Band Edge @ 3m	
ANT	802.11b CH02 2417MHz	
1+2	Horizontal	Fundamental
Peak	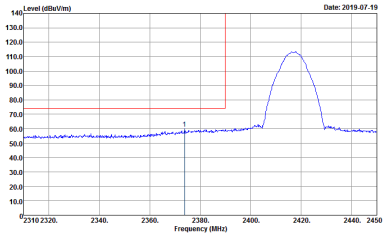 Site : 03CH07-HY Condition : PEAK_BE_74 3m HF_ANT_00075962 HORIZONTAL : RBW:1000.000KHz VBW:3000.000KHz SWT:Auto Detector : Peak Project : 960638 Setting : 20.5	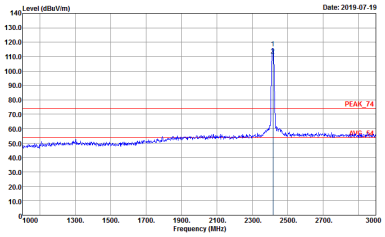 Site : 03CH07-HY Condition : PEAK_74 3m HF_ANT_00075962 HORIZONTAL : RBW:1000.000KHz VBW:3000.000KHz SWT:Auto Detector : Peak Project : 960638 Setting : 20.5
Avg.	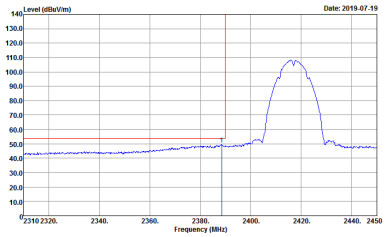 Site : 03CH07-HY Condition : AVG_BE_54 3m HF_ANT_00075962 HORIZONTAL : RBW:1000.000KHz VBW:3000.000KHz SWT:Auto Detector : Average Project : 960638 Setting : 20.5	Left blank

WIFI	2.4GHz 2400~2483.5MHz Band Edge @ 3m	
ANT	802.11b CH02 2417MHz	
1+2	Vertical	Fundamental
Peak	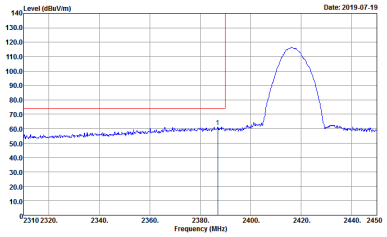 Site : 03CH07-HY Condition : PEAK_BE_74 3m HF_ANT_00075962 VERTICAL : RBW:1000.000KHz VBW:3000.000KHz SWT:Auto Detector : Peak Project : 960638 Setting : 20.5	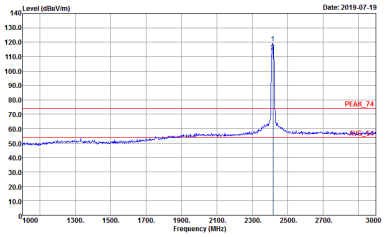 Site : 03CH07-HY Condition : PEAK_74 3m HF_ANT_00075962 VERTICAL : RBW:1000.000KHz VBW:3000.000KHz SWT:Auto Detector : Peak Project : 960638 Setting : 20.5
Avg.	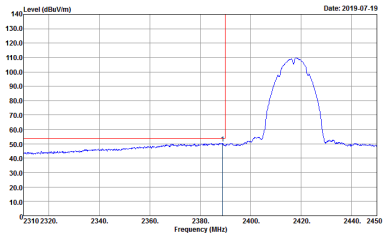 Site : 03CH07-HY Condition : AVG_BE_54 3m HF_ANT_00075962 VERTICAL : RBW:1000.000KHz VBW:3000.000KHz SWT:Auto Detector : Average Project : 960638 Setting : 20.5	Left blank

WIFI	2.4GHz 2400~2483.5MHz Band Edge @ 3m	
ANT	802.11b CH03 2422MHz	
1+2	Horizontal	Fundamental
Peak	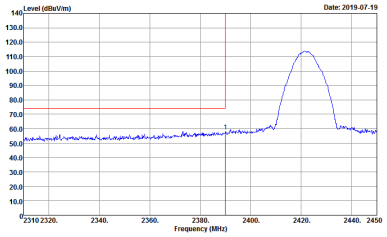 Site : 03CH07-HY Condition : PEAK_BE_74 3m HF_ANT_00075962 HORIZONTAL : RBW:1000.000KHz VBW:3000.000KHz SWT:Auto Detector : Peak Project : 960638 Setting : 20.5	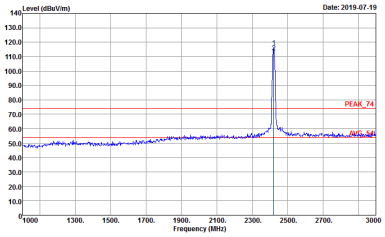 Site : 03CH07-HY Condition : PEAK_74 3m HF_ANT_00075962 HORIZONTAL : RBW:1000.000KHz VBW:3000.000KHz SWT:Auto Detector : Peak Project : 960638 Setting : 20.5
Avg.	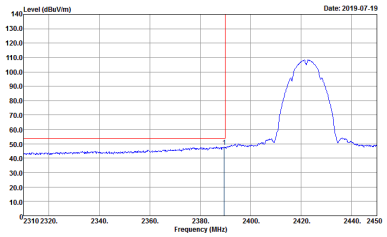 Site : 03CH07-HY Condition : AVG_BE_54 3m HF_ANT_00075962 HORIZONTAL : RBW:1000.000KHz VBW:3000.000KHz SWT:Auto Detector : Average Project : 960638 Setting : 20.5	Left blank

WIFI	2.4GHz 2400~2483.5MHz Band Edge @ 3m	
ANT	802.11b CH03 2422MHz	
1+2	Vertical	Fundamental
Peak	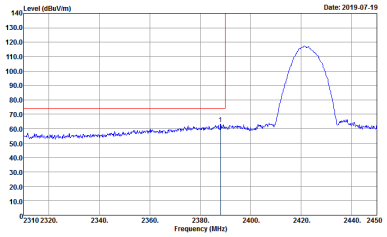 Site : 03CH07-HY Condition : PEAK_BE_74 3m HF_ANT_00075962 VERTICAL : RBW:1000.000KHz VBW:3000.000KHz SWT:Auto Detector : Peak Project : 960638 Setting : 20.5	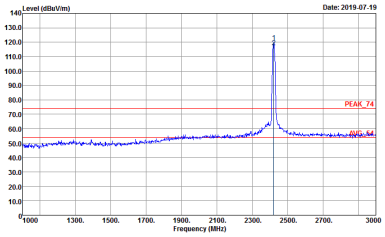 Site : 03CH07-HY Condition : PEAK_74 3m HF_ANT_00075962 VERTICAL : RBW:1000.000KHz VBW:3000.000KHz SWT:Auto Detector : Peak Project : 960638 Setting : 20.5
Avg.	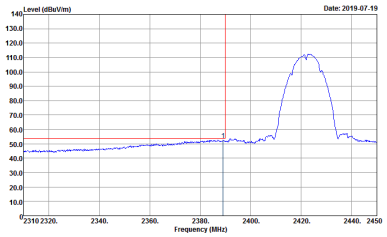 Site : 03CH07-HY Condition : AVG_BE_54 3m HF_ANT_00075962 VERTICAL : RBW:1000.000KHz VBW:3000.000KHz SWT:Auto Detector : Average Project : 960638 Setting : 20.5	Left blank

WIFI	2.4GHz 2400~2483.5MHz Band Edge @ 3m	
ANT	802.11b CH04 2427MHz	
1+2	Horizontal	Fundamental
Peak	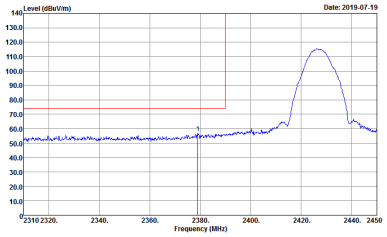 Site : 03CH07-HY Condition : PEAK_BE_74 3m HF_ANT_00075962 HORIZONTAL : RBW:1000.000KHz VBW:3000.000KHz SWT:Auto Detector : Peak Project : 960638 Setting : 23	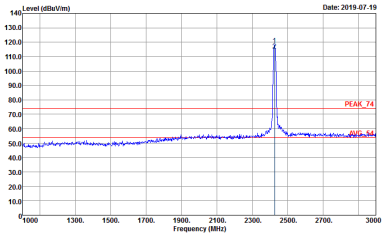 Site : 03CH07-HY Condition : PEAK_74 3m HF_ANT_00075962 HORIZONTAL : RBW:1000.000KHz VBW:3000.000KHz SWT:Auto Detector : Peak Project : 960638 Setting : 23
Avg.	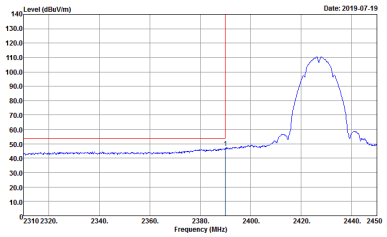 Site : 03CH07-HY Condition : AVG_BE_54 3m HF_ANT_00075962 HORIZONTAL : RBW:1000.000KHz VBW:3000.000KHz SWT:Auto Detector : Average Project : 960638 Setting : 23	Left blank

WIFI	2.4GHz 2400~2483.5MHz Band Edge @ 3m	
ANT	802.11b CH04 2427MHz	
1+2	Vertical	Fundamental
Peak	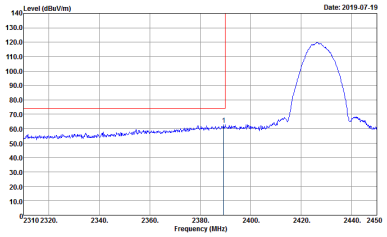 Site : 03CH07-HY Condition : PEAK_BE_74 3m HF_ANT_00075962 VERTICAL : RBW:1000.000KHz VBW:3000.000KHz SWT:Auto Detector : Peak Project : 960638 Setting : 23	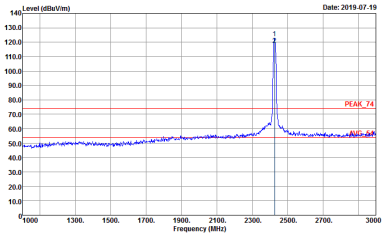 Site : 03CH07-HY Condition : PEAK_74 3m HF_ANT_00075962 VERTICAL : RBW:1000.000KHz VBW:3000.000KHz SWT:Auto Detector : Peak Project : 960638 Setting : 23
Avg.	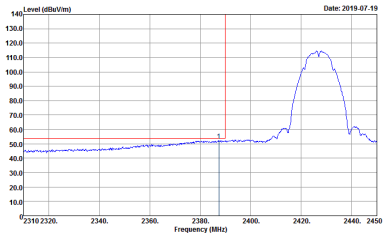 Site : 03CH07-HY Condition : AVG_BE_54 3m HF_ANT_00075962 VERTICAL : RBW:1000.000KHz VBW:3000.000KHz SWT:Auto Detector : Average Project : 960638 Setting : 23	Left blank

WIFI	2.4GHz 2400~2483.5MHz Band Edge @ 3m	
ANT	802.11b CH06 2437MHz - L	
1+2	Horizontal	Fundamental
Peak	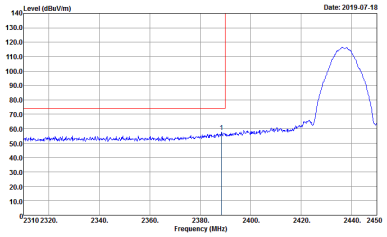 Site : 03CH07-HY Condition : PEAK_BE_74 3m HF_ANT_00075962 HORIZONTAL : RBW:1000.000KHz VBW:3000.000KHz SWT:Auto Detector : Peak Project : 960638 Setting : 23	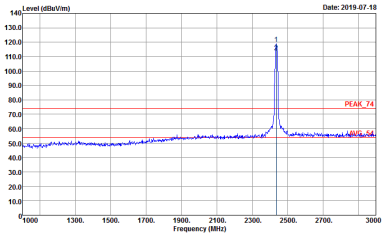 Site : 03CH07-HY Condition : PEAK_74 3m HF_ANT_00075962 HORIZONTAL : RBW:1000.000KHz VBW:3000.000KHz SWT:Auto Detector : Peak Project : 960638 Setting : 23
Avg.	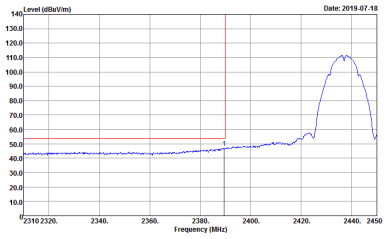 Site : 03CH07-HY Condition : AVG_BE_54 3m HF_ANT_00075962 HORIZONTAL : RBW:1000.000KHz VBW:3000.000KHz SWT:Auto Detector : Average Project : 960638 Setting : 23	Left blank

WIFI	2.4GHz 2400~2483.5MHz Band Edge @ 3m	
ANT	802.11b CH06 2437MHz - R	
1+2	Horizontal	Fundamental
Peak	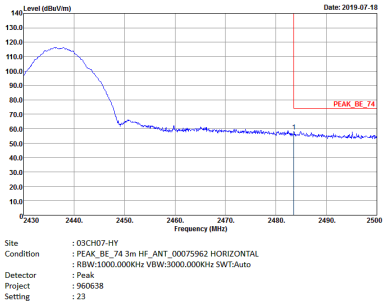	Left blank
Avg.	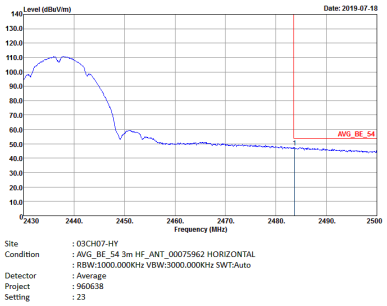	Left blank

WIFI	2.4GHz 2400~2483.5MHz Band Edge @ 3m	
ANT	802.11b CH06 2437MHz - L	
1+2	Vertical	Fundamental
Peak	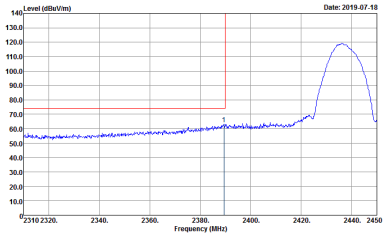 Site : 03CH07-HY Condition : PEAK_BE_74 3m HF_ANT_00075962 VERTICAL : RBW:1000.000KHz VBW:3000.000KHz SWT:Auto Detector : Peak Project : 960638 Setting : 23	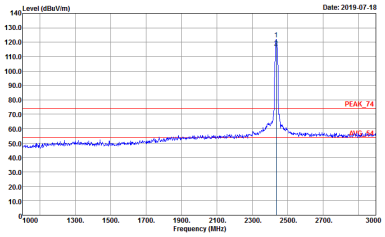 Site : 03CH07-HY Condition : PEAK_74 3m HF_ANT_00075962 VERTICAL : RBW:1000.000KHz VBW:3000.000KHz SWT:Auto Detector : Peak Project : 960638 Setting : 23
Avg.	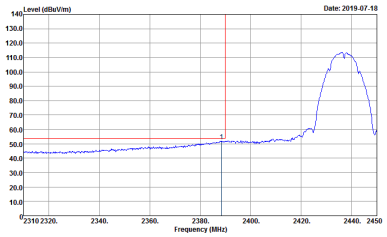 Site : 03CH07-HY Condition : AVG_BE_54 3m HF_ANT_00075962 VERTICAL : RBW:1000.000KHz VBW:3000.000KHz SWT:Auto Detector : Average Project : 960638 Setting : 23	Left blank

WIFI	2.4GHz 2400~2483.5MHz Band Edge @ 3m	
ANT	802.11b CH06 2437MHz - R	
1+2	Vertical	Fundamental
Peak	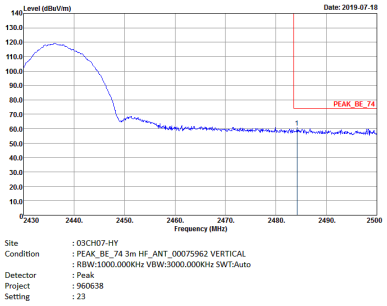	Left blank
Avg.	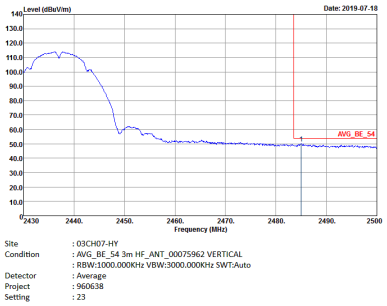	Left blank

WIFI	2.4GHz 2400~2483.5MHz Band Edge @ 3m	
ANT	802.11b CH10 2457MHz	
1+2	Horizontal	Fundamental
Peak	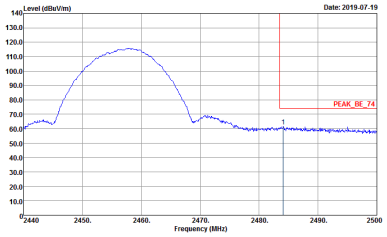 Site : 03CH07-HY Condition : PEAK_BE_74 3m HF_ANT_00075962 HORIZONTAL : RBW:1000.000KHz VBW:3000.000KHz SWT:Auto Detector : Peak Project : 960638 Setting : 23	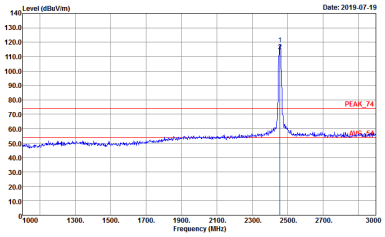 Site : 03CH07-HY Condition : PEAK_74 3m HF_ANT_00075962 HORIZONTAL : RBW:1000.000KHz VBW:3000.000KHz SWT:Auto Detector : Peak Project : 960638 Setting : 23
Avg.	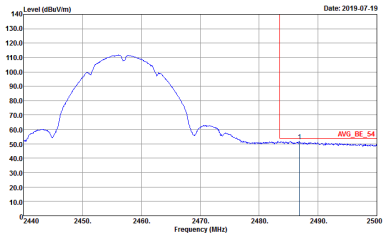 Site : 03CH07-HY Condition : AVG_BE_54 3m HF_ANT_00075962 HORIZONTAL : RBW:1000.000KHz VBW:3000.000KHz SWT:Auto Detector : Average Project : 960638 Setting : 23	Left blank

WIFI	2.4GHz 2400~2483.5MHz Band Edge @ 3m	
ANT	802.11b CH10 2457MHz	
1+2	Vertical	Fundamental
Peak	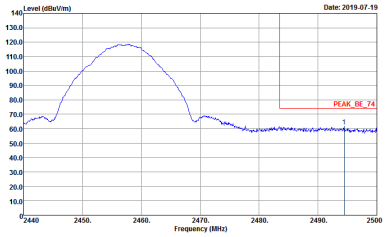 Site : 03CH07-HY Condition : PEAK_BE_74 3m HF_ANT_00075962 VERTICAL : RBW:1000.000KHz VBW:3000.000KHz SWT:Auto Detector : Peak Project : 960638 Setting : 23	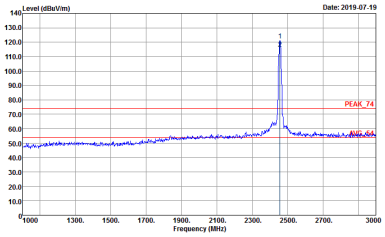 Site : 03CH07-HY Condition : PEAK_74 3m HF_ANT_00075962 VERTICAL : RBW:1000.000KHz VBW:3000.000KHz SWT:Auto Detector : Peak Project : 960638 Setting : 23
Avg.	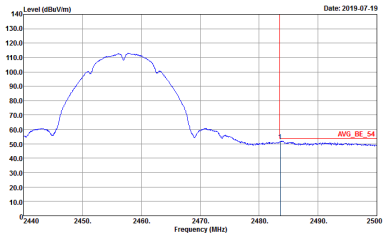 Site : 03CH07-HY Condition : AVG_BE_54 3m HF_ANT_00075962 VERTICAL : RBW:1000.000KHz VBW:3000.000KHz SWT:Auto Detector : Average Project : 960638 Setting : 23	Left blank

WIFI	2.4GHz 2400~2483.5MHz Band Edge @ 3m	
ANT	802.11b CH11 2462MHz	
1+2	Horizontal	Fundamental
Peak	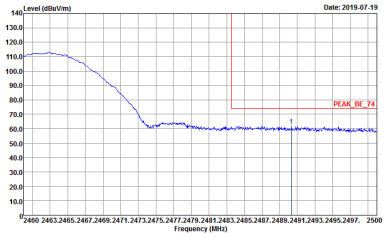 Site : 03CH07-HY Condition : PEAK_BE_74 3m HF_ANT_00075962 HORIZONTAL : RBW:1000.000KHz VBW:3000.000KHz SWT:Auto Detector : Peak Project : 960638 Setting : 20	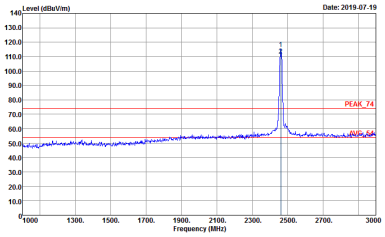 Site : 03CH07-HY Condition : PEAK_74 3m HF_ANT_00075962 HORIZONTAL : RBW:1000.000KHz VBW:3000.000KHz SWT:Auto Detector : Peak Project : 960638 Setting : 20
Avg.	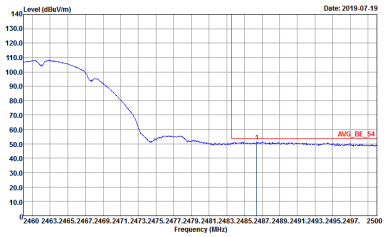 Site : 03CH07-HY Condition : AVG_BE_54 3m HF_ANT_00075962 HORIZONTAL : RBW:1000.000KHz VBW:3000.000KHz SWT:Auto Detector : Average Project : 960638 Setting : 20	Left blank

WIFI	2.4GHz 2400~2483.5MHz Band Edge @ 3m	
ANT	802.11b CH11 2462MHz	
1+2	Vertical	Fundamental
Peak	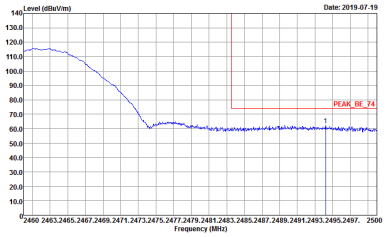 Site : 03CH07-HY Condition : PEAK_BE_74 3m HF_ANT_00075962 VERTICAL : RBW:1000.000KHz VBW:3000.000KHz SWT:Auto Detector : Peak Project : 960638 Setting : 20	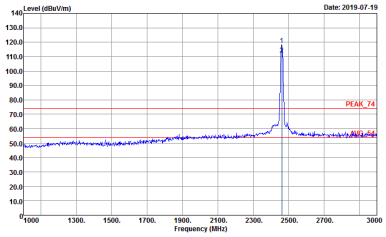 Site : 03CH07-HY Condition : PEAK_74 3m HF_ANT_00075962 VERTICAL : RBW:1000.000KHz VBW:3000.000KHz SWT:Auto Detector : Peak Project : 960638 Setting : 20
Avg.	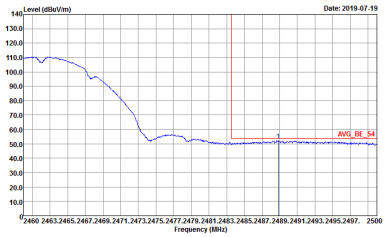 Site : 03CH07-HY Condition : AVG_BE_54 3m HF_ANT_00075962 VERTICAL : RBW:1000.000KHz VBW:3000.000KHz SWT:Auto Detector : Average Project : 960638 Setting : 20	Left blank

2.4GHz 2400~2483.5MHz

WIFI 802.11g (Band Edge @ 3m)

WIFI	2.4GHz 2400~2483.5MHz Band Edge @ 3m	
ANT	802.11g CH01 2412MHz	
1+2	Horizontal	Fundamental
Peak	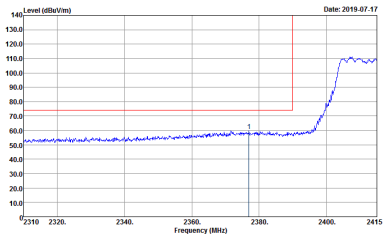 Site : 03CH07-HY Condition : PEAK_BE_74 3m HF_ANT_00075962 HORIZONTAL : RBW:1000.000KHz VBW:3000.000KHz SWT:Auto Detector : Peak Project : 960638 Setting : 17.5	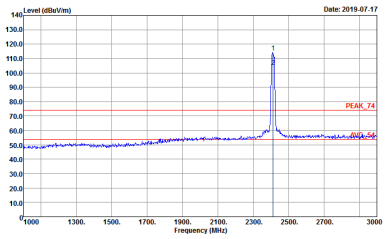 Site : 03CH07-HY Condition : PEAK_74 3m HF_ANT_00075962 HORIZONTAL : RBW:1000.000KHz VBW:3000.000KHz SWT:Auto Detector : Peak Project : 960638 Setting : 17.5
Avg.	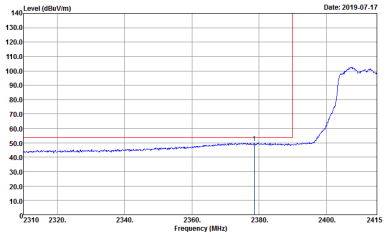 Site : 03CH07-HY Condition : AVG_BE_54 3m HF_ANT_00075962 HORIZONTAL : RBW:1000.000KHz VBW:3000.000KHz SWT:Auto Detector : Average Project : 960638 Setting : 17.5	Left blank

WIFI	2.4GHz 2400~2483.5MHz Band Edge @ 3m	
ANT	802.11g CH01 2412MHz	
1+2	Vertical	Fundamental
Peak	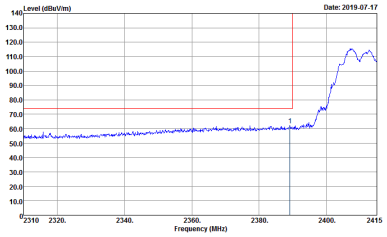 Site : 03CH07-HY Condition : PEAK_BE_74 3m HF_ANT_00075962 VERTICAL : RBW:1000.000KHz VBW:3000.000KHz SWT:Auto Detector : Peak Project : 960638 Setting : 17.5	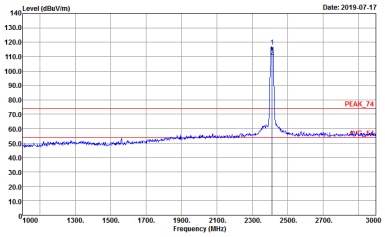 Site : 03CH07-HY Condition : PEAK_74 3m HF_ANT_00075962 VERTICAL : RBW:1000.000KHz VBW:3000.000KHz SWT:Auto Detector : Peak Project : 960638 Setting : 17.5
Avg.	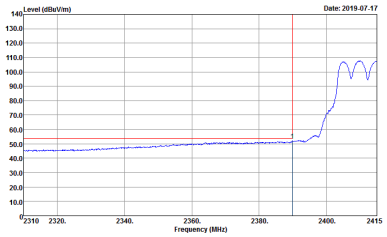 Site : 03CH07-HY Condition : AVG_BE_54 3m HF_ANT_00075962 VERTICAL : RBW:1000.000KHz VBW:3000.000KHz SWT:Auto Detector : Average Project : 960638 Setting : 17.5	Left blank

WIFI	2.4GHz 2400~2483.5MHz Band Edge @ 3m	
ANT	802.11g CH02 2417MHz	
1+2	Horizontal	Fundamental
Peak	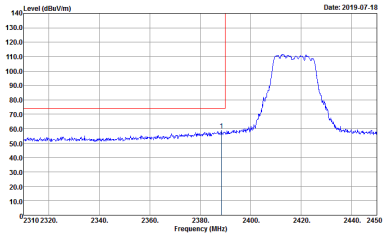 Site : 03CH07-HY Condition : PEAK_BE_74 3m HF_ANT_00075962 HORIZONTAL : RBW:1000.000KHz VBW:3000.000KHz SWT:Auto Detector : Peak Project : 960638 Setting : 17.5	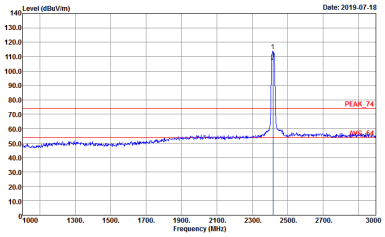 Site : 03CH07-HY Condition : PEAK_74 3m HF_ANT_00075962 HORIZONTAL : RBW:1000.000KHz VBW:3000.000KHz SWT:Auto Detector : Peak Project : 960638 Setting : 17.5
Avg.	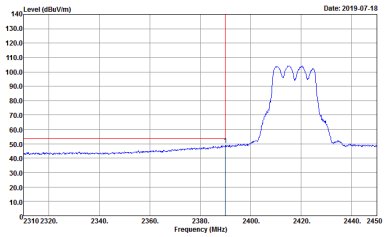 Site : 03CH07-HY Condition : AVG_BE_54 3m HF_ANT_00075962 HORIZONTAL : RBW:1000.000KHz VBW:3000.000KHz SWT:Auto Detector : Average Project : 960638 Setting : 17.5	Left blank

WIFI	2.4GHz 2400~2483.5MHz Band Edge @ 3m	
ANT	802.11g CH02 2417MHz	
1+2	Vertical	Fundamental
Peak	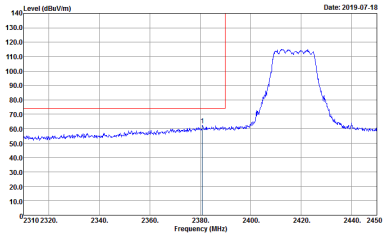 Site : 03CH07-HY Condition : PEAK_BE_74 3m HF_ANT_00075962 VERTICAL : RBW:1000.000KHz VBW:3000.000KHz SWT:Auto Detector : Peak Project : 960638 Setting : 17.5	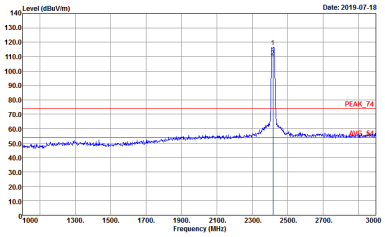 Site : 03CH07-HY Condition : PEAK_74 3m HF_ANT_00075962 VERTICAL : RBW:1000.000KHz VBW:3000.000KHz SWT:Auto Detector : Peak Project : 960638 Setting : 17.5
Avg.	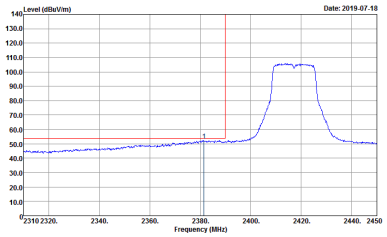 Site : 03CH07-HY Condition : AVG_BE_54 3m HF_ANT_00075962 VERTICAL : RBW:1000.000KHz VBW:3000.000KHz SWT:Auto Detector : Average Project : 960638 Setting : 17.5	Left blank

WIFI	2.4GHz 2400~2483.5MHz Band Edge @ 3m	
ANT	802.11g CH03 2422MHz	
1+2	Horizontal	Fundamental
Peak	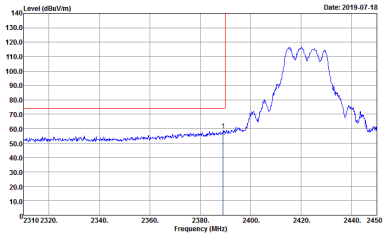 Site : 03CH07-HY Condition : PEAK_BE_74 3m HF_ANT_00075962 HORIZONTAL : RBW:1000.000KHz VBW:3000.000KHz SWT:Auto Detector : Peak Project : 960638 Setting : 23	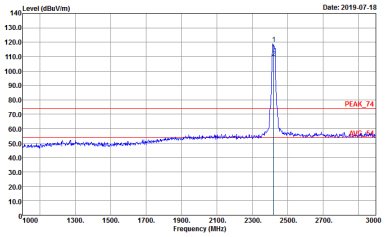 Site : 03CH07-HY Condition : PEAK_74 3m HF_ANT_00075962 HORIZONTAL : RBW:1000.000KHz VBW:3000.000KHz SWT:Auto Detector : Peak Project : 960638 Setting : 23
Avg.	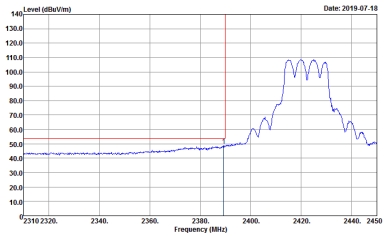 Site : 03CH07-HY Condition : AVG_BE_54 3m HF_ANT_00075962 HORIZONTAL : RBW:1000.000KHz VBW:3000.000KHz SWT:Auto Detector : Average Project : 960638 Setting : 23	Left blank

WIFI	2.4GHz 2400~2483.5MHz Band Edge @ 3m	
ANT	802.11g CH03 2422MHz	
1+2	Vertical	Fundamental
Peak	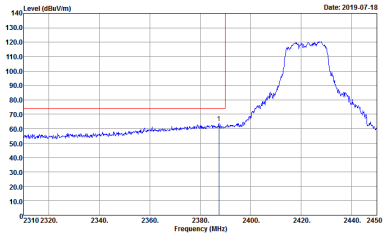 Site : 03CH07-HY Condition : PEAK_BE_74 3m HF_ANT_00075962 VERTICAL : RBW:1000.000KHz VBW:3000.000KHz SWT:Auto Detector : Peak Project : 960638 Setting : 23	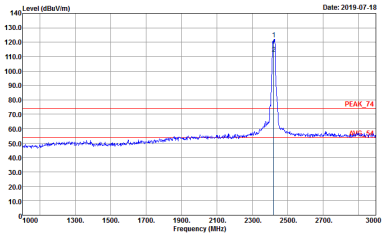 Site : 03CH07-HY Condition : PEAK_74 3m HF_ANT_00075962 VERTICAL : RBW:1000.000KHz VBW:3000.000KHz SWT:Auto Detector : Peak Project : 960638 Setting : 23
Avg.	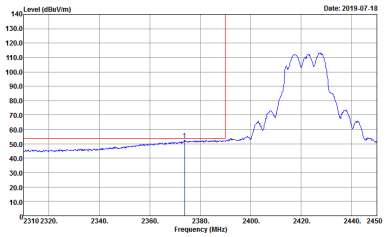 Site : 03CH07-HY Condition : AVG_BE_54 3m HF_ANT_00075962 VERTICAL : RBW:1000.000KHz VBW:3000.000KHz SWT:Auto Detector : Average Project : 960638 Setting : 23	Left blank

WIFI	2.4GHz 2400~2483.5MHz Band Edge @ 3m	
ANT	802.11g CH06 2437MHz - L	
1+2	Horizontal	Fundamental
Peak	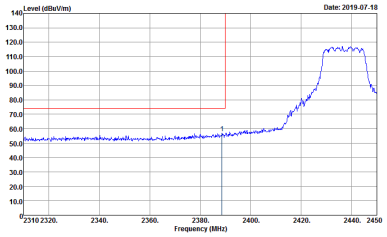 Site : 03CH07-HY Condition : PEAK_BE_74 3m HF_ANT_00075962 HORIZONTAL : RBW:1000.000KHz VBW:3000.000KHz SWT:Auto Detector : Peak Project : 960638 Setting : 23	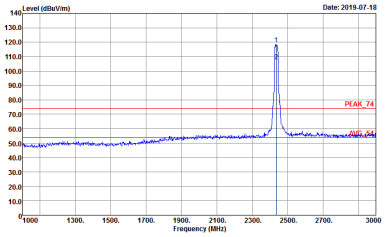 Site : 03CH07-HY Condition : PEAK_74 3m HF_ANT_00075962 HORIZONTAL : RBW:1000.000KHz VBW:3000.000KHz SWT:Auto Detector : Peak Project : 960638 Setting : 23
Avg.	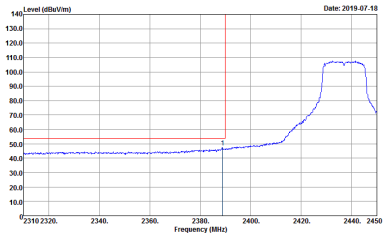 Site : 03CH07-HY Condition : AVG_BE_54 3m HF_ANT_00075962 HORIZONTAL : RBW:1000.000KHz VBW:3000.000KHz SWT:Auto Detector : Average Project : 960638 Setting : 23	Left blank

WIFI	2.4GHz 2400~2483.5MHz Band Edge @ 3m	
ANT	802.11g CH06 2437MHz - R	
1+2	Horizontal	Fundamental
Peak	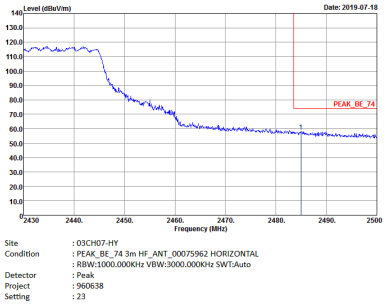	Left blank
Avg.	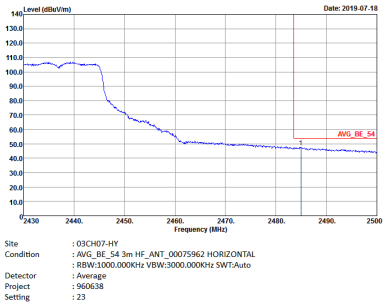	Left blank

WIFI	2.4GHz 2400~2483.5MHz Band Edge @ 3m	
ANT	802.11g CH06 2437MHz - L	
1+2	Vertical	Fundamental
Peak	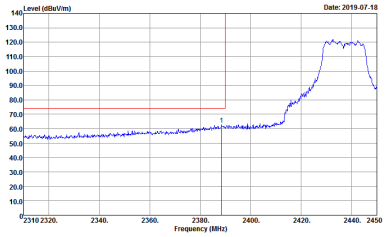 Site : 03CH07-HY Condition : PEAK_BE_74 3m HF_ANT_00075962 VERTICAL : RBW:1000.000KHz VBW:3000.000KHz SWT:Auto Detector : Peak Project : 960638 Setting : 23	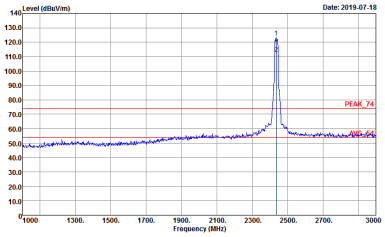 Site : 03CH07-HY Condition : PEAK_74 3m HF_ANT_00075962 VERTICAL : RBW:1000.000KHz VBW:3000.000KHz SWT:Auto Detector : Peak Project : 960638 Setting : 23
Avg.	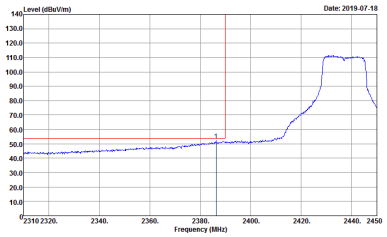 Site : 03CH07-HY Condition : AVG_BE_54 3m HF_ANT_00075962 VERTICAL : RBW:1000.000KHz VBW:3000.000KHz SWT:Auto Detector : Average Project : 960638 Setting : 23	Left blank

WIFI	2.4GHz 2400~2483.5MHz Band Edge @ 3m	
ANT	802.11g CH06 2437MHz - R	
1+2	Vertical	Fundamental
Peak	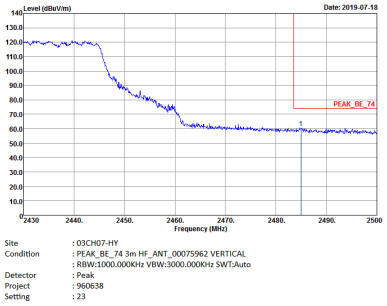	Left Blank
Avg.	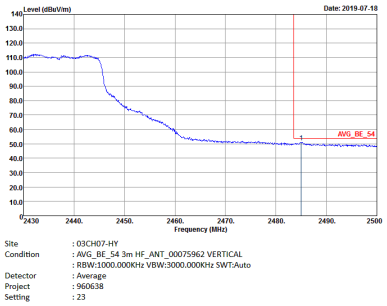	Left Blank

WIFI	2.4GHz 2400~2483.5MHz Band Edge @ 3m	
ANT	802.11g CH10 2457MHz	
1+2	Horizontal	Fundamental
Peak	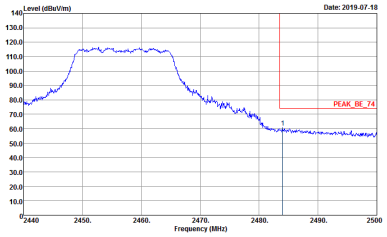 Site : 03CH07-HY Condition : PEAK_BE_74 3m HF_ANT_00075962 HORIZONTAL : RBW:1000.000KHz VBW:3000.000KHz SWT:Auto Detector : Peak Project : 960638 Setting : 22.5	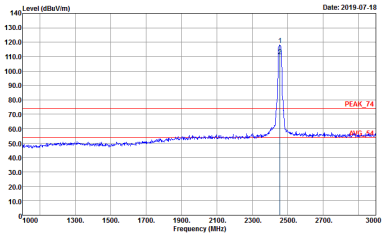 Site : 03CH07-HY Condition : PEAK_74 3m HF_ANT_00075962 HORIZONTAL : RBW:1000.000KHz VBW:3000.000KHz SWT:Auto Detector : Peak Project : 960638 Setting : 22.5
Avg.	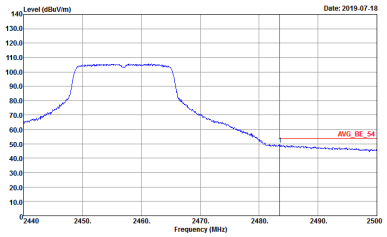 Site : 03CH07-HY Condition : AVG_BE_54 3m HF_ANT_00075962 HORIZONTAL : RBW:1000.000KHz VBW:3000.000KHz SWT:Auto Detector : Average Project : 960638 Setting : 22.5	Left Blank

WIFI	2.4GHz 2400~2483.5MHz Band Edge @ 3m	
ANT	802.11g CH10 2457MHz	
1+2	Vertical	Fundamental
Peak	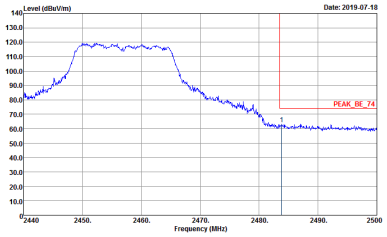 Site : 03CH07-HY Condition : PEAK_BE_74 3m HF_ANT_00075962 VERTICAL : RBW:1000.000KHz VBW:3000.000KHz SWT:Auto Detector : Peak Project : 960638 Setting : 22.5	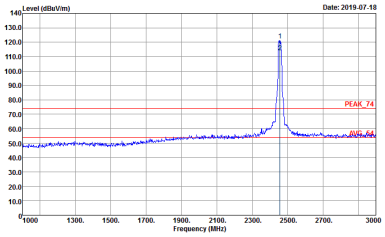 Site : 03CH07-HY Condition : PEAK_74 3m HF_ANT_00075962 VERTICAL : RBW:1000.000KHz VBW:3000.000KHz SWT:Auto Detector : Peak Project : 960638 Setting : 22.5
Avg.	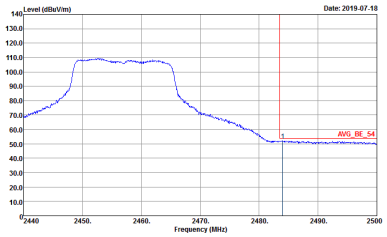 Site : 03CH07-HY Condition : AVG_BE_54 3m HF_ANT_00075962 VERTICAL : RBW:1000.000KHz VBW:3000.000KHz SWT:Auto Detector : Average Project : 960638 Setting : 22.5	Left Blank

WIFI	2.4GHz 2400~2483.5MHz Band Edge @ 3m	
ANT	802.11g CH11 2462MHz	
1+2	Horizontal	Fundamental
Peak	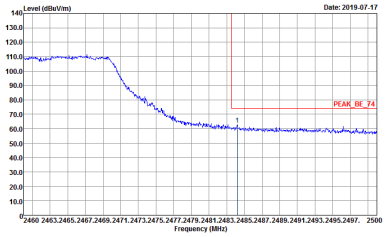 Site : 03CH07-HY Condition : PEAK_BE_74 3m HF_ANT_00075962 HORIZONTAL : RBW:1000.000KHz VBW:3000.000KHz SWT:Auto Detector : Peak Project : 960638 Setting : 17	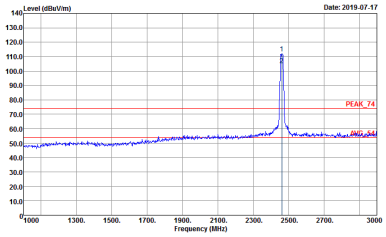 Site : 03CH07-HY Condition : PEAK_74 3m HF_ANT_00075962 HORIZONTAL : RBW:1000.000KHz VBW:3000.000KHz SWT:Auto Detector : Peak Project : 960638 Setting : 17
Avg.	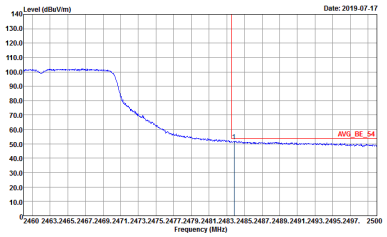 Site : 03CH07-HY Condition : AVG_BE_54 3m HF_ANT_00075962 HORIZONTAL : RBW:1000.000KHz VBW:3000.000KHz SWT:Auto Detector : Average Project : 960638 Setting : 17	Left Blank

WIFI	2.4GHz 2400~2483.5MHz Band Edge @ 3m	
ANT	802.11g CH11 2462MHz	
1+2	Vertical	Fundamental
Peak	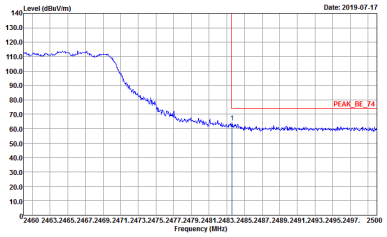 Site : 03CH07-HY Condition : PEAK_BE_74 3m HF_ANT_00075962 VERTICAL : RBW:1000.000KHz VBW:3000.000KHz SWT:Auto Detector : Peak Project : 960638 Setting : 17	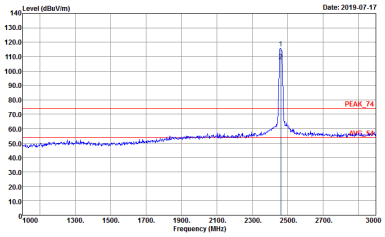 Site : 03CH07-HY Condition : PEAK_74 3m HF_ANT_00075962 VERTICAL : RBW:1000.000KHz VBW:3000.000KHz SWT:Auto Detector : Peak Project : 960638 Setting : 17
Avg.	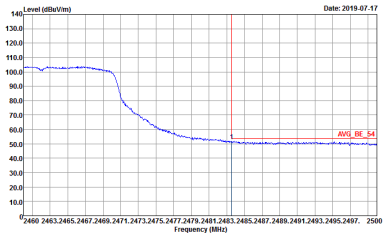 Site : 03CH07-HY Condition : AVG_BE_54 3m HF_ANT_00075962 VERTICAL : RBW:1000.000KHz VBW:3000.000KHz SWT:Auto Detector : Average Project : 960638 Setting : 17	Left Blank

2.4GHz 2400~2483.5MHz

WIFI 802.11n HT20 (Band Edge @ 3m)

WIFI	2.4GHz 2400~2483.5MHz Band Edge @ 3m	
ANT	802.11n HT20 CH01 2412MHz	
1+2	Horizontal	Fundamental
Peak	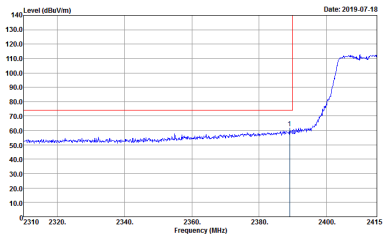 Site : 03CH07-HY Condition : PEAK_BE_74 3m HF_ANT_00075962 HORIZONTAL : RBW:1000.000KHz VBW:3000.000KHz SWT:Auto Detector : Peak Project : 960638 Setting : 18.5	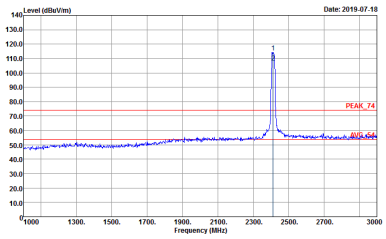 Site : 03CH07-HY Condition : PEAK_74 3m HF_ANT_00075962 HORIZONTAL : RBW:1000.000KHz VBW:3000.000KHz SWT:Auto Detector : Peak Project : 960638 Setting : 18.5
Avg.	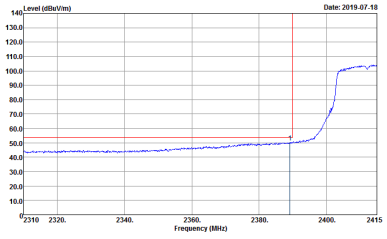 Site : 03CH07-HY Condition : AVG_BE_54 3m HF_ANT_00075962 HORIZONTAL : RBW:1000.000KHz VBW:3000.000KHz SWT:Auto Detector : Average Project : 960638 Setting : 18.5	Left Blank

WIFI	2.4GHz 2400~2483.5MHz Band Edge @ 3m	
ANT	802.11n HT20 CH01 2412MHz	
1+2	Vertical	Fundamental
Peak	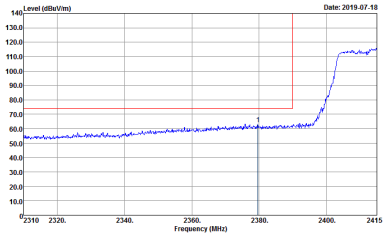	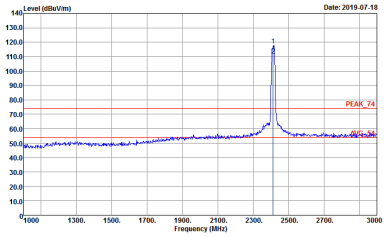
Avg.	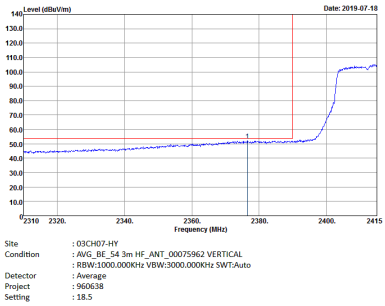	Left Blank

WIFI	2.4GHz 2400~2483.5MHz Band Edge @ 3m	
ANT	802.11n HT20 CH02 2417MHz	
1+2	Horizontal	Fundamental
Peak	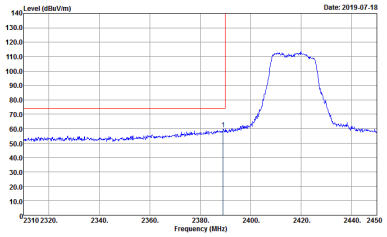 Site : 03CH07-HY Condition : PEAK_BE_74 3m HF_ANT_00075962 HORIZONTAL : RBW:1000.000KHz VBW:3000.000KHz SWT:Auto Detector : Peak Project : 960638 Setting : 18.5	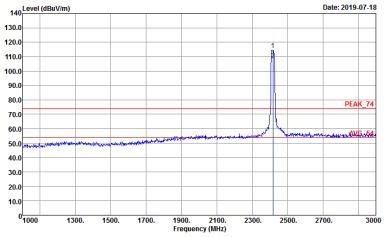 Site : 03CH07-HY Condition : PEAK_74 3m HF_ANT_00075962 HORIZONTAL : RBW:1000.000KHz VBW:3000.000KHz SWT:Auto Detector : Peak Project : 960638 Setting : 18.5
Avg.	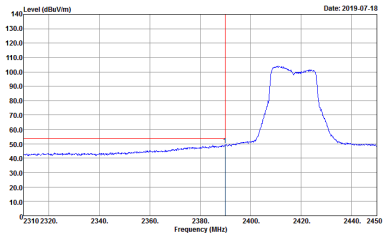 Site : 03CH07-HY Condition : AVG_BE_54 3m HF_ANT_00075962 HORIZONTAL : RBW:1000.000KHz VBW:3000.000KHz SWT:Auto Detector : Average Project : 960638 Setting : 18.5	Left Blank

WIFI	2.4GHz 2400~2483.5MHz Band Edge @ 3m	
ANT	802.11n HT20 CH02 2417MHz	
1+2	Vertical	Fundamental
Peak	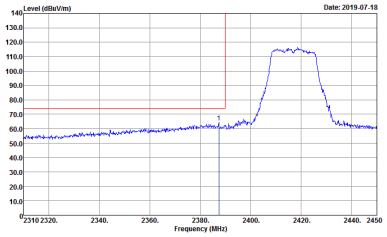 Site : 03CH07-HY Condition : PEAK_BE_74 3m HF_ANT_00075962 VERTICAL : RBW:1000.000KHz VBW:3000.000KHz SWT:Auto Detector : Peak Project : 960638 Setting : 18.5	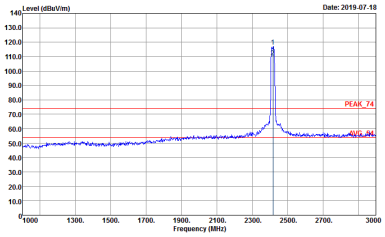 Site : 03CH07-HY Condition : PEAK_74 3m HF_ANT_00075962 VERTICAL : RBW:1000.000KHz VBW:3000.000KHz SWT:Auto Detector : Peak Project : 960638 Setting : 18.5
Avg.	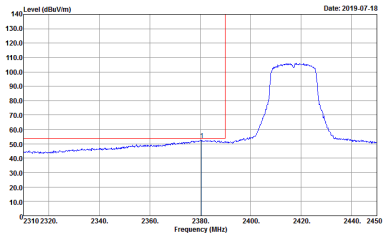 Site : 03CH07-HY Condition : AVG_BE_54 3m HF_ANT_00075962 VERTICAL : RBW:1000.000KHz VBW:3000.000KHz SWT:Auto Detector : Average Project : 960638 Setting : 18.5	Left Blank

WIFI	2.4GHz 2400~2483.5MHz Band Edge @ 3m	
ANT	802.11n HT20 CH03 2422MHz	
1+2	Horizontal	Fundamental
Peak	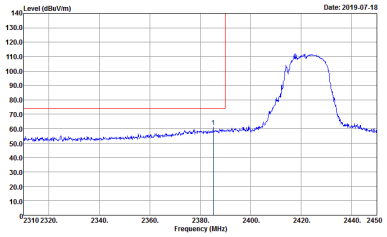 Site : 03CH07-HY Condition : PEAK_BE_74 3m HF_ANT_00075962 HORIZONTAL : RBW:1000.000KHz VBW:3000.000KHz SWT:Auto Detector : Peak Project : 960638 Setting : 18.5	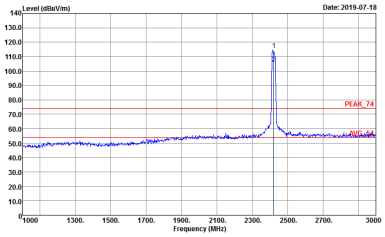 Site : 03CH07-HY Condition : PEAK_74 3m HF_ANT_00075962 HORIZONTAL : RBW:1000.000KHz VBW:3000.000KHz SWT:Auto Detector : Peak Project : 960638 Setting : 18.5
Avg.	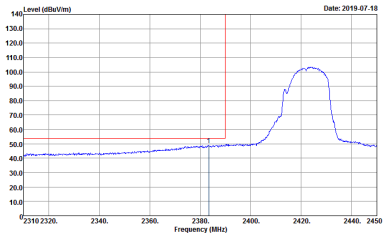 Site : 03CH07-HY Condition : AVG_BE_54 3m HF_ANT_00075962 HORIZONTAL : RBW:1000.000KHz VBW:3000.000KHz SWT:Auto Detector : Average Project : 960638 Setting : 18.5	Left Blank

WIFI	2.4GHz 2400~2483.5MHz Band Edge @ 3m	
ANT	802.11n HT20 CH03 2422MHz	
1+2	Vertical	Fundamental
Peak	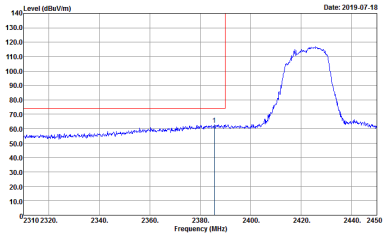 Site : 03CH07-HY Condition : PEAK_BE_74 3m HF_ANT_00075962 VERTICAL : RBW:1000.000KHz VBW:3000.000KHz SWT:Auto Detector : Peak Project : 960638 Setting : 18.5	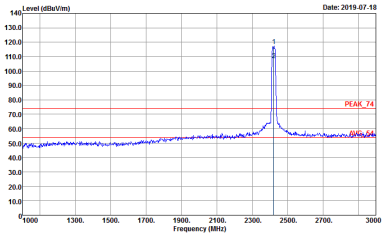 Site : 03CH07-HY Condition : PEAK_74 3m HF_ANT_00075962 VERTICAL : RBW:1000.000KHz VBW:3000.000KHz SWT:Auto Detector : Peak Project : 960638 Setting : 18.5
Avg.	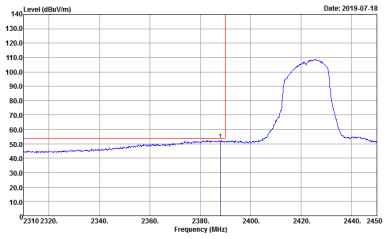 Site : 03CH07-HY Condition : AVG_BE_54 3m HF_ANT_00075962 VERTICAL : RBW:1000.000KHz VBW:3000.000KHz SWT:Auto Detector : Average Project : 960638 Setting : 18.5	Left Blank

WIFI	2.4GHz 2400~2483.5MHz Band Edge @ 3m	
ANT	802.11n HT20 CH04 2427MHz	
1+2	Horizontal	Fundamental
Peak	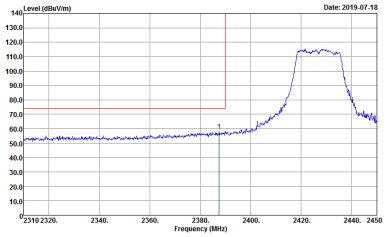 Site : 03CH07-HY Condition : PEAK_BE_74 3m HF_ANT_00075962 HORIZONTAL : RBW:1000.000KHz VBW:3000.000KHz SWT:Auto Detector : Peak Project : 960638 Setting : 21.5	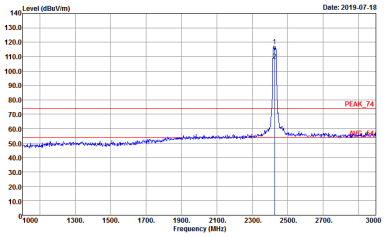 Site : 03CH07-HY Condition : PEAK_74 3m HF_ANT_00075962 HORIZONTAL : RBW:1000.000KHz VBW:3000.000KHz SWT:Auto Detector : Peak Project : 960638 Setting : 21.5
Avg.	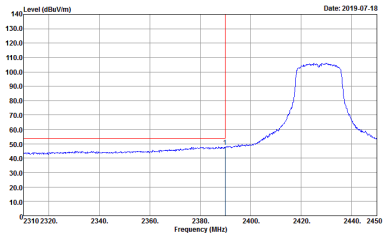 Site : 03CH07-HY Condition : AVG_BE_54 3m HF_ANT_00075962 HORIZONTAL : RBW:1000.000KHz VBW:3000.000KHz SWT:Auto Detector : Average Project : 960638 Setting : 21.5	Left Blank

WIFI	2.4GHz 2400~2483.5MHz Band Edge @ 3m	
ANT	802.11n HT20 CH04 2427MHz	
1+2	Vertical	Fundamental
Peak	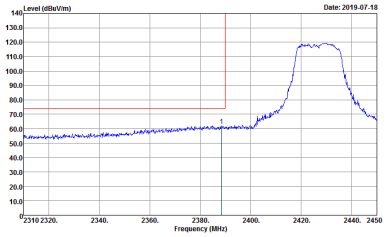	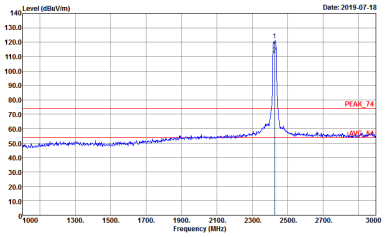
Avg.	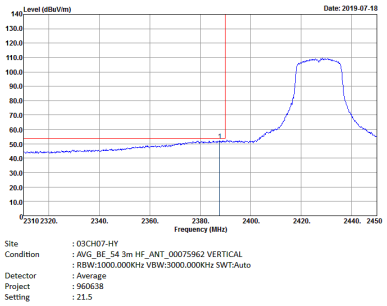	Left Blank

WIFI	2.4GHz 2400~2483.5MHz Band Edge @ 3m	
ANT	802.11n HT20 CH06 2437MHz - L	
1+2	Horizontal	Fundamental
Peak	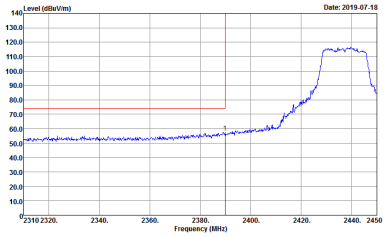 Site : 03CH07-HY Condition : PEAK_BE_74 3m HF_ANT_00075962 HORIZONTAL : RBW:1000.000KHz VBW:3000.000KHz SWT:Auto Detector : Peak Project : 960638 Setting : 23	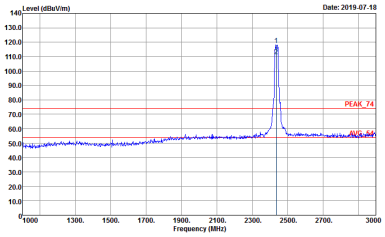 Site : 03CH07-HY Condition : PEAK_74 3m HF_ANT_00075962 HORIZONTAL : RBW:1000.000KHz VBW:3000.000KHz SWT:Auto Detector : Peak Project : 960638 Setting : 23
Avg.	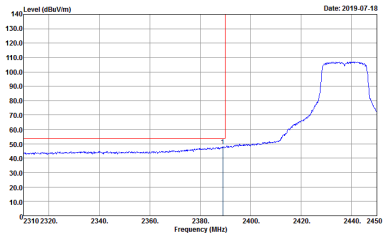 Site : 03CH07-HY Condition : AVG_BE_54 3m HF_ANT_00075962 HORIZONTAL : RBW:1000.000KHz VBW:3000.000KHz SWT:Auto Detector : Average Project : 960638 Setting : 23	Left Blank

WIFI	2.4GHz 2400~2483.5MHz Band Edge @ 3m	
ANT	802.11n HT20 CH06 2437MHz - R	
1+2	Horizontal	Fundamental
Peak	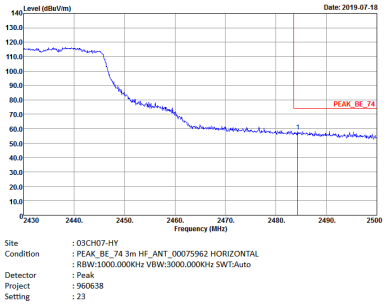	Left blank
Avg.	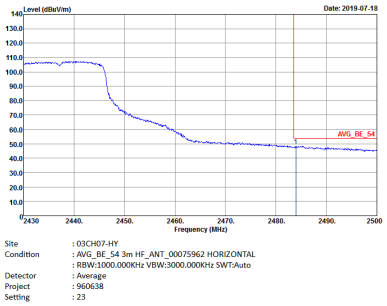	Left blank

WIFI	2.4GHz 2400~2483.5MHz Band Edge @ 3m	
ANT	802.11n HT20 CH06 2437MHz - L	
1+2	Vertical	Fundamental
Peak	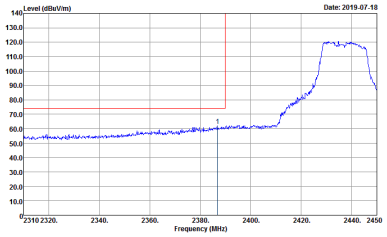	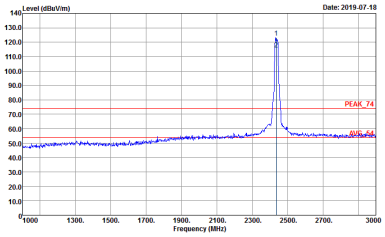
Avg.	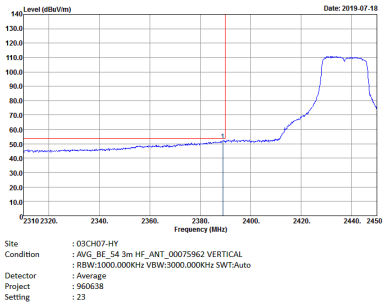	Left blank

WIFI	2.4GHz 2400~2483.5MHz Band Edge @ 3m	
ANT	802.11n HT20 CH06 2437MHz - R	
1+2	Vertical	Fundamental
Peak	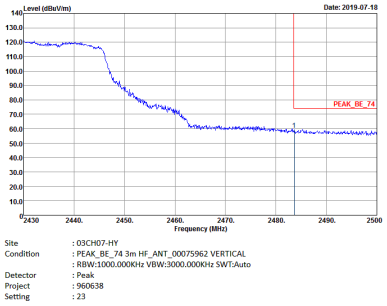	Left Blank
Avg.	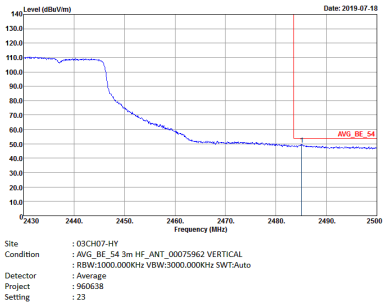	Left Blank

WIFI	2.4GHz 2400~2483.5MHz Band Edge @ 3m	
ANT	802.11n HT20 CH10 2457MHz	
1+2	Horizontal	Fundamental
Peak	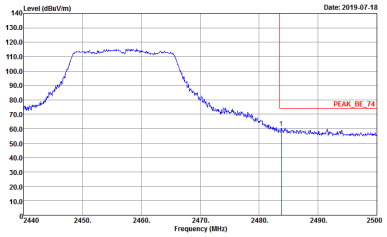 Site : 03CH07-HY Condition : PEAK_BE_74 3m HF_ANT_00075962 HORIZONTAL : RBW:1000.000KHz VBW:3000.000KHz SWT:Auto Detector : Peak Project : 960638 Setting : 22	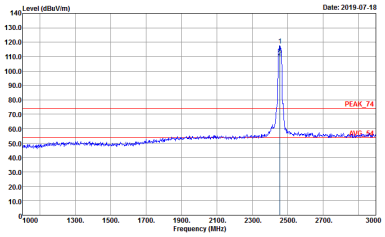 Site : 03CH07-HY Condition : PEAK_74 3m HF_ANT_00075962 HORIZONTAL : RBW:1000.000KHz VBW:3000.000KHz SWT:Auto Detector : Peak Project : 960638 Setting : 22
Avg.	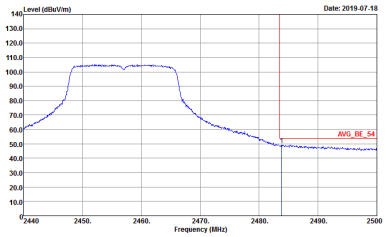 Site : 03CH07-HY Condition : AVG_BE_54 3m HF_ANT_00075962 HORIZONTAL : RBW:1000.000KHz VBW:3000.000KHz SWT:Auto Detector : Average Project : 960638 Setting : 22	Left Blank

WIFI	2.4GHz 2400~2483.5MHz Fundamental @ 3m	
ANT	802.11n HT20 CH10 2457MHz	
1+2	Vertical	Fundamental
Peak	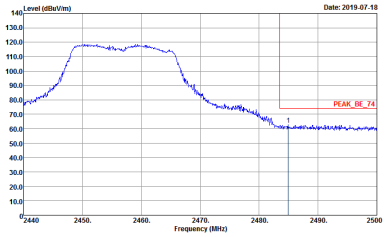 Site : 03CH07-HY Condition : PEAK_BE_74 3m HF_ANT_00075962 VERTICAL : RBW:1000.000KHz VBW:3000.000KHz SWT:Auto Detector : Peak Project : 960638 Setting : 22	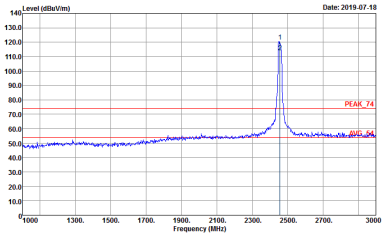 Site : 03CH07-HY Condition : PEAK_74 3m HF_ANT_00075962 VERTICAL : RBW:1000.000KHz VBW:3000.000KHz SWT:Auto Detector : Peak Project : 960638 Setting : 22
Avg.	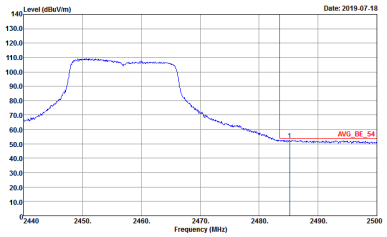 Site : 03CH07-HY Condition : AVG_BE_54 3m HF_ANT_00075962 VERTICAL : RBW:1000.000KHz VBW:3000.000KHz SWT:Auto Detector : Average Project : 960638 Setting : 22	Left Blank

WIFI	2.4GHz 2400~2483.5MHz Band Edge @ 3m	
ANT	802.11n HT20 CH11 2462MHz	
1+2	Horizontal	Fundamental
Peak	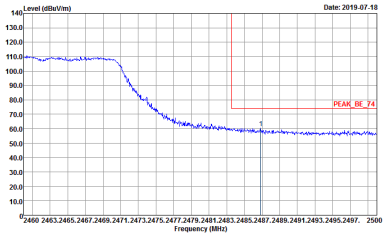 Site : 03CH07-HY Condition : PEAK_BE_74 3m HF_ANT_00075962 HORIZONTAL : RBW:1000.000KHz VBW:3000.000KHz SWT:Auto Detector : Peak Project : 960638 Setting : 16	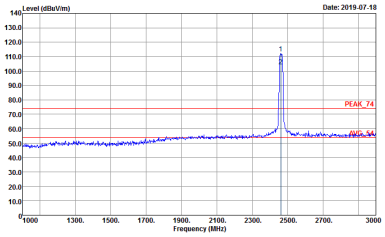 Site : 03CH07-HY Condition : PEAK_74 3m HF_ANT_00075962 HORIZONTAL : RBW:1000.000KHz VBW:3000.000KHz SWT:Auto Detector : Peak Project : 960638 Setting : 16
Avg.	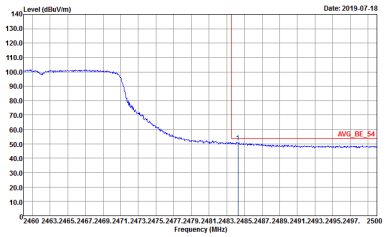 Site : 03CH07-HY Condition : AVG_BE_54 3m HF_ANT_00075962 HORIZONTAL : RBW:1000.000KHz VBW:3000.000KHz SWT:Auto Detector : Average Project : 960638 Setting : 16	Left Blank

WIFI	2.4GHz 2400~2483.5MHz Fundamental @ 3m	
ANT	802.11n HT20 CH11 2462MHz	
1+2	Vertical	Fundamental
Peak	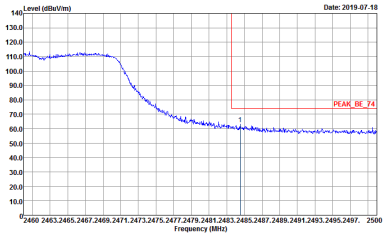 Site : 03CH07-HY Condition : PEAK_BE_74 3m HF_ANT_00075962 VERTICAL : RBW:1000.000KHz VBW:3000.000KHz SWT:Auto Detector : Peak Project : 960638 Setting : 16	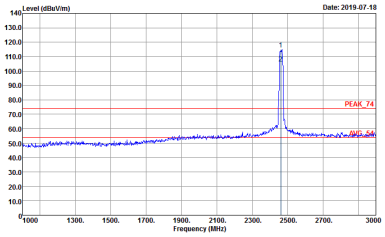 Site : 03CH07-HY Condition : PEAK_74 3m HF_ANT_00075962 VERTICAL : RBW:1000.000KHz VBW:3000.000KHz SWT:Auto Detector : Peak Project : 960638 Setting : 16
Avg.	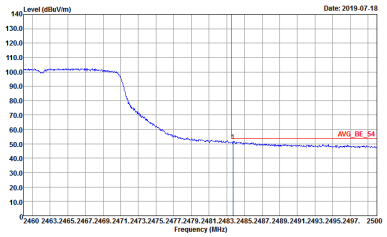 Site : 03CH07-HY Condition : AVG_BE_54 3m HF_ANT_00075962 VERTICAL : RBW:1000.000KHz VBW:3000.000KHz SWT:Auto Detector : Average Project : 960638 Setting : 16	Left Blank

2.4GHz 2400~2483.5MHz

WIFI 802.11n HT40 (Band Edge @ 3m)

WIFI	2.4GHz 2400~2483.5MHz Band Edge @ 3m	
ANT	802.11n HT40 CH03 2422MHz - L	
1+2	Horizontal	Fundamental
Peak	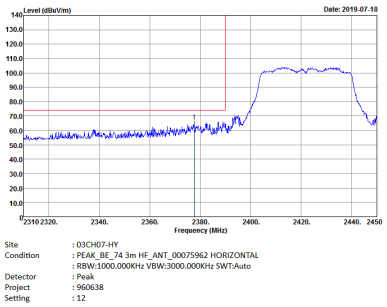	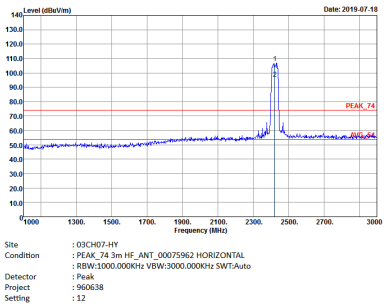
Avg.	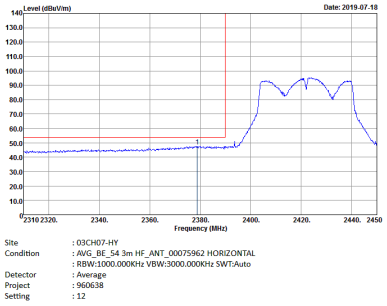	Left Blank

WIFI	2.4GHz 2400~2483.5MHz Band Edge @ 3m	
ANT	802.11n HT40 CH03 2422MHz - R	
1+2	Horizontal	Fundamental
Peak	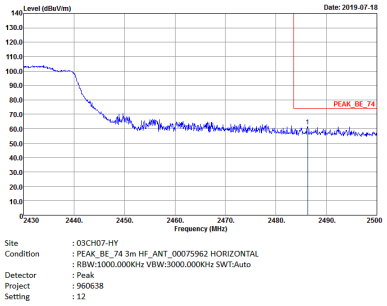	Left Blank
Avg.	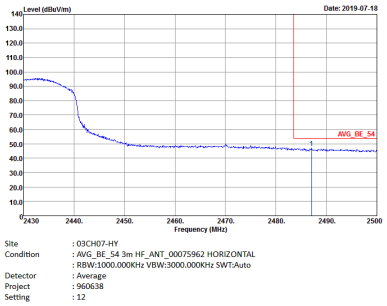	Left Blank

WIFI	2.4GHz 2400~2483.5MHz Band Edge @ 3m	
ANT	802.11n HT40 CH03 2422MHz - L	
1+2	Vertical	Fundamental
Peak	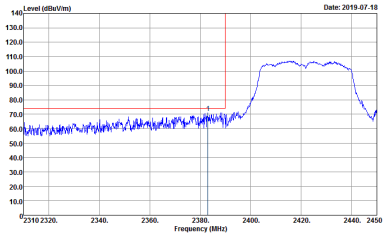 Site : 03CH07-HY Condition : PEAK_BE_74 3m HF_ANT_00075962 VERTICAL : RBW:1000.000KHz VBW:3000.000KHz SWT:Auto Detector : Peak Project : 960638 Setting : 12	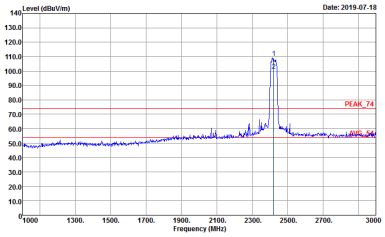 Site : 03CH07-HY Condition : PEAK_74 3m HF_ANT_00075962 VERTICAL : RBW:1000.000KHz VBW:3000.000KHz SWT:Auto Detector : Peak Project : 960638 Setting : 12
Avg.	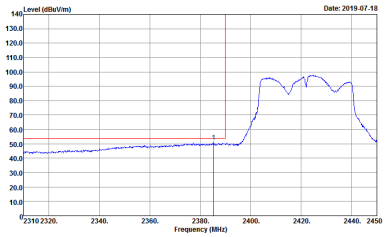 Site : 03CH07-HY Condition : AVG_BE_54 3m HF_ANT_00075962 VERTICAL : RBW:1000.000KHz VBW:3000.000KHz SWT:Auto Detector : Average Project : 960638 Setting : 12	Left Blank

WIFI	2.4GHz 2400~2483.5MHz Band Edge @ 3m	
ANT	802.11n HT40 CH03 2422MHz - R	
1+2	Vertical	Fundamental
Peak	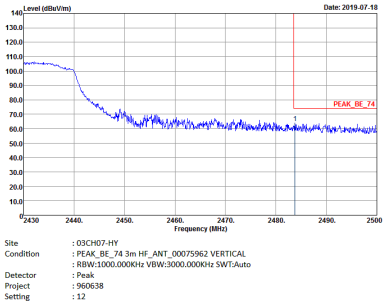	Left blank
Avg.	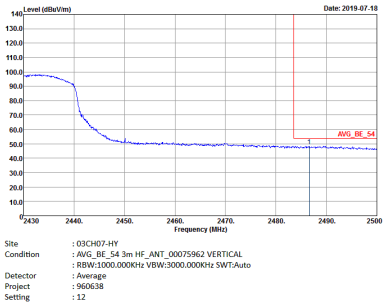	Left blank

WIFI	2.4GHz 2400~2483.5MHz Band Edge @ 3m	
ANT	802.11n HT40 CH06 2437MHz - L	
1+2	Horizontal	Fundamental
Peak	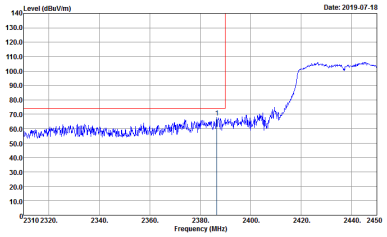 Site : 03CH07-HY Condition : PEAK_BE_74 3m HF_ANT_00075962 HORIZONTAL : RBW:1000.000KHz VBW:3000.000KHz SWT:Auto Detector : Peak Project : 960638 Setting : 13.5	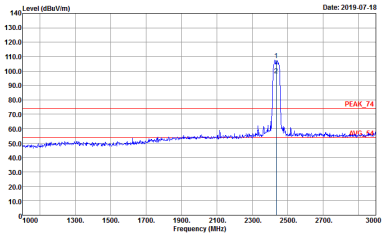 Site : 03CH07-HY Condition : PEAK_74 3m HF_ANT_00075962 HORIZONTAL : RBW:1000.000KHz VBW:3000.000KHz SWT:Auto Detector : Peak Project : 960638 Setting : 13.5
Avg.	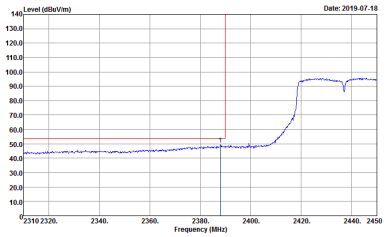 Site : 03CH07-HY Condition : AVG_BE_54 3m HF_ANT_00075962 HORIZONTAL : RBW:1000.000KHz VBW:3000.000KHz SWT:Auto Detector : Average Project : 960638 Setting : 13.5	Left blank

WIFI	2.4GHz 2400~2483.5MHz Band Edge @ 3m	
ANT	802.11n HT40 CH06 2437MHz - R	
1+2	Horizontal	Fundamental
Peak	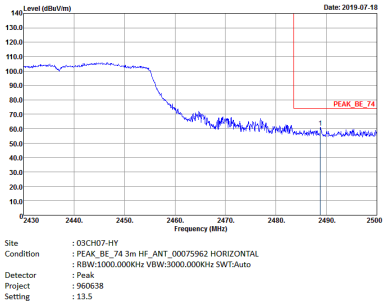	Left blank
Avg.	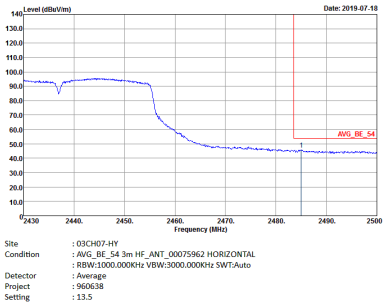	Left blank