FCC RADIO TEST REPORT

FCC ID	:	**A4RG013A**
Equipment	:	**Phone**
Model Name	:	**G013A**
Applicant	:	**Google LLC** **1600 Amphitheatre Parkway,** **Mountain View, California, 94043 USA**
Standard	:	**47 CFR Part 2, 22(H), 24(E), 27(L)**

The test was completed on Jun. 24, 2018. We, SPORTON INTERNATIONAL INC., would like to declare that the tested sample has been evaluated in accordance with the test procedures given in ANSI / TIA-603-E and has been in compliance with the applicable technical standards.

The report must not be used by the client to claim product certification, approval, or endorsement by TAF or any agency of government.

The test results in this report apply exclusively to the tested model / sample. Without written approval of SPORTON INTERTIONAL INC. EMC & Wireless Communications Laboratory, the test report shall not be reproduced except in full.

Approved by: Jones Tsai

SPORTON INTERTIONAL INC. EMC & Wireless Communications Laboratory
No. 52, Huaya 1st Rd., Guishan Dist., Taoyuan City, Taiwan (R.O.C.)

Table of Contents

History of this test report **3**
Summary of Test Result **4**
1 General Description **5**
1.1 Product Feature of Equipment Under Test 5
1.2 Product Specification of Equipment Under Test 6
1.3 Modification of EUT 7
1.4 Maximum ERP/EIRP Power, Frequency Tolerance, and Emission Designator 8
1.5 Testing Location 10
1.6 Applicable Standards 10
2 Test Configuration of Equipment Under Test **11**
2.1 Test Mode 11
2.2 Connection Diagram of Test System 12
2.3 Support Unit used in test configuration 13
2.4 Measurement Results Explanation Example 13
2.5 Frequency List of Low/Middle/High Channels 13
3 Conducted Test Result **14**
3.1 Measuring Instruments 14
3.2 Conducted Output Power and ERP/EIRP 15
3.3 Peak-to-Average Ratio 16
3.4 99% Occupied Bandwidth and 26dB Bandwidth Measurement 17
3.5 Conducted Band Edge 18
3.6 Conducted Spurious Emission 19
3.7 Frequency Stability 20
4 Radiated Test Items **21**
4.1 Measuring Instruments 21
4.2 Test Setup 21
4.3 Test Result of Radiated Test 21
4.4 Field Strength of Spurious Radiation Measurement 22
5 List of Measuring Equipment **23**
6 Uncertainty of Evaluation **24**
Appendix A. Test Results of Conducted Test
Appendix B. Test Results of ERP/EIRP and Radiated Test

History of this test report

Report No.	Version	Description	Issued Date
FG820225-02A	01	Initial issue of report	Jun. 24, 2018

Summary of Test Result

Report Clause	Ref Std. Clause	Test Items	Result (PASS/FAIL)	Remark
3.2	§2.1046	Conducted Output Power	Pass	-
	§22.913 (a)(2)	Effective Radiated Power		
	§24.232 (c)	Equivalent Isotropic Radiated Power		
	§27.50 (d)(4)	Equivalent Isotropic Radiated Power		
3.3	§24.232 (d)	Peak-to-Average Ratio	Pass	-
3.4	§2.1049 §22.917 (b) §24.238 (b) §27.53 (g)	Occupied Bandwidth	Pass	-
3.5	§2.1051 §22.917 (a) §24.238 (a) §27.53 (g)	Band Edge Measurement	Pass	-
3.6	§2.1051 §22.917 (a) §24.238 (a) §27.53 (g)	Conducted Emission	Pass	-
3.7	§2.1055 §22.355	Frequency Stability Temperature & Voltage	Pass	-
	§2.1055 §24.235 §27.54			-
4.4	§2.1053 §22.917 (a) §24.238 (a) §27.53 (h)	Field Strength of Spurious Radiation	Pass	Under limit 13.60 dB at 2544.000 MHz

Reviewed by: Joseph Lin

Report Producer: Maggie Chiang

1 General Description

1.1 Product Feature of Equipment Under Test

Product Feature	
Equipment	Phone
Model Name	G013A
FCC ID	A4RG013A
EUT supports Radios application	CDMA/EV-DO/GSM/EGPRS/WCDMA/HSPA/LTE/NFC/GNSS/WPC WLAN 11b/g/n HT20/VHT20 WLAN 11a/n HT20/HT40 WLAN 11ac VHT20/VHT40/VHT80 Bluetooth BR/EDR/LE
EUT Stage	Identical Prototype

Remark: The above EUT's information was declared by manufacturer. Please refer to the specifications or user's manual for more detailed description.

EUT Information List	
No.	S/N
#1	84UX008LK
#2	839X004RB

1.2 Product Specification of Equipment Under Test

Standards-related Product Specification	
Tx Frequency	**GSM/GPRS/EDGE:** 850: 824.2 MHz ~ 848.8 MHz 1900: 1850.2 MHz ~ 1909.8MHz **WCDMA:** Band V: 826.4 MHz ~ 846.6 MHz Band II: 1852.4 MHz ~ 1907.6 MHz Band IV: 1712.4 MHz ~ 1752.6 MHz **CDMA2000:** BC0: 824.70 MHz ~ 848.31 MHz BC1: 1851.25 MHz ~ 1908.75 MHz
Rx Frequency	**GSM/GPRS/EDGE:** 850: 869.2 MHz ~ 893.8 MHz 1900: 1930.2 MHz ~ 1989.8 MHz **WCDMA:** Band V: 871.4 MHz ~ 891.6 MHz Band II: 1932.4 MHz ~ 1987.6 MHz Band IV: 2112.4 MHz ~ 2152.6 MHz **CDMA2000:** BC0: 869.70 MHz ~ 893.31 MHz BC1: 1931.25 MHz ~ 1988.75 MHz
Maximum Output Power to Antenna	**GSM/GPRS/EDGE:** 850: 32.44 dBm 1900: 29.30 dBm **WCDMA:** Band V: 24.00 dBm Band II: 23.54 dBm Band IV: 23.50 dBm **CDMA2000:** BC0: 24.26 dBm BC1: 23.50 dBm

Standards-related Product Specification	
Antenna Type / Gain	**<For Main Antenna>** Cellular Band : IFA Antenna type with gain 0.03 dBi PCS Band : IFA Antenna type with gain 0.30 dBi AWS Band : IFA Antenna type with gain 0.98 dBi **<For Aux. Antenna>** Cellular Band : Loop Antenna type with gain -4.56 dBi PCS Band : Loop Antenna type with gain -0.07 dBi AWS Band : Loop Antenna type with gain 0.63 dBi
Type of Modulation	GSM: GMSK GPRS: GMSK EDGE: GMSK / 8PSK WCDMA: BPSK (Uplink) HSDPA: 64QAM (Downlink) HSUPA: QPSK (Uplink) CDMA2000 1xRTT: QPSK CDMA2000 1xEV-DO: QPSK/8PSK

1.3 Modification of EUT

No modifications are made to the EUT during all test items.

1.4 Maximum ERP/EIRP Power, Frequency Tolerance, and Emission Designator

<For Main Antenna>

FCC Rule	Frequency Range (MHz)	System	Type of Modulation	Maximum ERP/EIRP (W)	Frequency Tolerance (ppm)	Emission Designator
Part 22	824.2 ~848.8	GSM850 GPRS class 8	GMSK	1.0765	0.0060 ppm	244KGXW
Part 22	824.2 ~848.8	GSM850 EDGE class 8	8PSK	0.2360	0.0060 ppm	245KG7W
Part 22	826.4 ~846.6	WCDMA Band V RMC 12.2Kbps	BPSK	0.1542	0.0167 ppm	4M14F9W
Part 22	824.70 ~ 848.31	CDMA2000 BC0 1xRTT	QPSK	0.1637	0.0108 ppm	1M28F9W
Part 22	824.70 ~ 848.31	CDMA2000 BC0 1xEV-DO	QPSK	0.1611	0.0122 ppm	1M28F9W
Part 24	1850.2 ~1909.8	GSM1900 GPRS class 8	GMSK	0.8511	0.0080 ppm	246KGXW
Part 24	1850.2 ~1909.8	GSM1900 EDGE class 8	8PSK	0.4295	0.0069 ppm	250KG7W
Part 24	1852.4 ~ 1907.6	WCDMA Band II RMC 12.2Kbps	BPSK	0.2421	0.0059 ppm	4M16F9W
Part 24	1851.25 ~ 1908.75	CDMA2000 BC1 1xRTT	QPSK	0.2399	0.0176 ppm	1M28F9W
Part 24	1851.25 ~ 1908.75	CDMA2000 BC1 1xEV-DO	QPSK	0.2399	0.0207 ppm	1M28F9W
Part 27	1712.4 ~ 1752.6	WCDMA Band IV RMC 12.2Kbps	BPSK	0.2805	0.0219 ppm	4M14F9W

<For Aux. Antenna>

FCC Rule	Frequency Range (MHz)	System	Type of Modulation	Maximum ERP/EIRP (W)	Frequency Tolerance (ppm)	Emission Designator
Part 22	824.2 ~848.8	GSM850 GPRS class 8	GMSK	0.3741	-	-
Part 22	824.2 ~848.8	GSM850 EDGE class 8	8PSK	0.0820	-	-
Part 22	826.4 ~846.6	WCDMA Band V RMC 12.2Kbps	BPSK	0.0536	-	-
Part 22	824.70 ~ 848.31	CDMA2000 BC0 1xRTT	QPSK	0.0569	-	-
Part 22	824.70 ~ 848.31	CDMA2000 BC0 1xEV-DO	QPSK	0.0560	-	-
Part 24	1850.2 ~1909.8	GSM1900 GPRS class 8	GMSK	0.8375	-	-
Part 24	1850.2 ~1909.8	GSM1900 EDGE class 8	8PSK	0.4227	-	-
Part 24	1852.4 ~ 1907.6	WCDMA Band II RMC 12.2Kbps	BPSK	0.2223	-	-
Part 24	1851.25 ~ 1908.75	CDMA2000 BC1 1xRTT	QPSK	0.2203	-	-
Part 24	1851.25 ~ 1908.75	CDMA2000 BC1 1xEV-DO	QPSK	0.2203	-	-
Part 27	1712.4 ~ 1752.6	WCDMA Band IV RMC 12.2Kbps	BPSK	0.2588	-	-

1.5 Testing Location

Sporton Lab is accredited to ISO 17025 by Taiwan Accreditation Foundation (TAF code : 1190) and the FCC designation No. TW1190 and TW0007 under the FCC 2.948(e) by Mutual Recognition Agreement (MRA) in FCC Test.

Test Site	SPORTON INTERNATIONAL INC.
Test Site Location	No.52, Huaya 1st Rd., Guishan Dist., Taoyuan City, Taiwan (R.O.C.) TEL: +886-3-327-3456 FAX: +886-3-328-4978
Test Site No.	**Sporton Site No.**
	TH03-HY

Note: The test site complies with ANSI C63.4 2014 requirement.

Test Site	SPORTON INTERNATIONAL INC.
Test Site Location	No.58, Aly. 75, Ln. 564, Wenhua 3rd, Rd., Guishan Dist., Taoyuan City, Taiwan (R.O.C.) TEL: +886-3-327-0868 FAX: +886-3-327-0855
Test Site No.	**Sporton Site No.**
	03CH13-HY

Note: The test site complies with ANSI C63.4 2014 requirement.

1.6 Applicable Standards

According to the specifications of the manufacturer, the EUT must comply with the requirements of the following standards:

- ANSI C63.26-2015
- ANSI / TIA-603-E
- 47 CFR Part 2, 22(H), 24(E), 27(L)
- FCC KDB 971168 D01 Power Meas. License Digital Systems v03r01

Remark:

1. All test items were verified and recorded according to the standards and without any deviation during the test.
2. This EUT has also been tested and complied with the requirements of FCC Part 15, Subpart B, recorded in a separate test report.

2 Test Configuration of Equipment Under Test

2.1 Test Mode

Antenna port conducted and radiated test items were performed according to KDB 971168 D01 Power Meas. License Digital Systems v03r01 with maximum output power.

For radiated measurement, pre-scanned in three orthogonal panels, X, Y, Z. The worst cases (X plane for AWS Band for Aux. Antenna, Y plane for Cellular Band for Main Antenna and Aux. Antenna for WPC charging mode, Z plane for PCS Band and AWS Band for Main Antenna and Aux. Antenna for PCS Band) were recorded in this report.

Radiated emissions were investigated as following frequency range:

1. 30 MHz to 9000 MHz for GSM850 and WCDMA Band V and CDMA BC0.
2. 30 MHz to 18000 MHz for WCDMA Band IV.
3. 30 MHz to 19100 MHz for GSM1900 and WCDMA Band II and CDMA BC1.

All modes and data rates and positions were investigated.

Test modes are chosen to be reported as the worst case configuration below:

Test Modes		
Band	**Radiated TCs**	**Conducted TCs**
GSM 850	■ GPRS Class 8 Link ■ EDGE Class 8 Link	■ GPRS Class 8 Link ■ EDGE Class 8 Link
GSM 1900	■ GPRS Class 8 Link ■ EDGE Class 8 Link	■ GPRS Class 8 Link ■ EDGE Class 8 Link
WCDMA Band V	■ RMC 12.2Kbps Link	■ RMC 12.2Kbps Link
WCDMA Band II	■ RMC 12.2Kbps Link	■ RMC 12.2Kbps Link
WCDMA Band IV	■ RMC 12.2Kbps Link	■ RMC 12.2Kbps Link
CDMA BC0	■ 1xRTT Link ■ 1xEV-DO Rev. 0 Link	■ 1xRTT Link ■ 1xEV-DO Rev. 0 Link
CDMA BC1	■ 1xRTT Link ■ 1xEV-DO Rev. 0 Link	■ 1xRTT Link ■ 1xEV-DO Rev. 0 Link

Remark: All the radiated test cases were performed with Adapter 1.

2.2 Connection Diagram of Test System

< Radiated Test Mode>

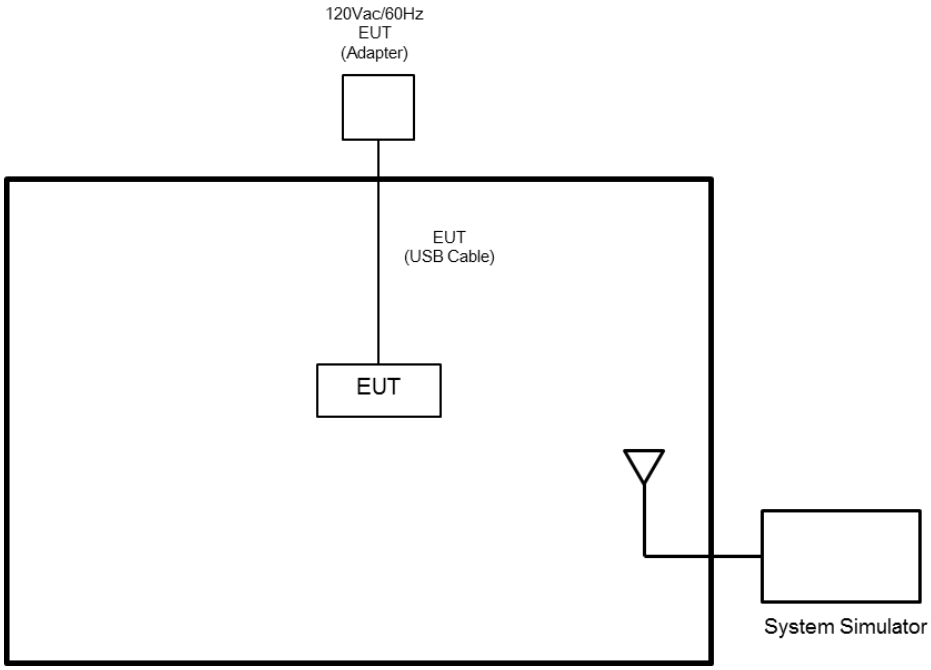

<For WPC Charging Mode>

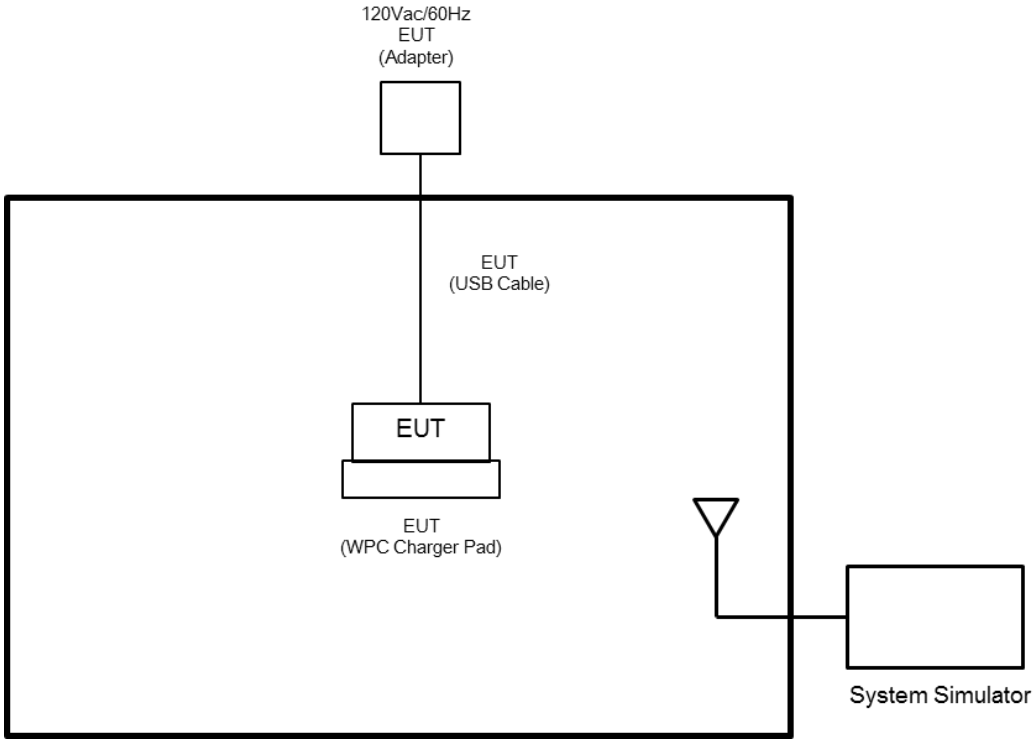

2.3 Support Unit used in test configuration

Item	Equipment	Trade Name	Model No.	FCC ID	Data Cable	Power Cord
1.	System Simulator	R&S	CMU 200	N/A	N/A	Unshielded, 1.8 m

2.4 Measurement Results Explanation Example

For all conducted test items:

The offset level is set in the spectrum analyzer to compensate the RF cable loss and attenuator factor between RF conducted output port and spectrum analyzer. With the offset compensation, the spectrum analyzer reading level will be exactly the RF output level.

The spectrum analyzer offset is derived from RF cable loss and attenuator factor.

Offset = RF cable loss + attenuator factor.

The following shows an offset computation example with RF cable loss 4.2 dB and a 10dB attenuator.

Example:

Offset(dB) = RF cable loss(dB) + attenuator factor(dB).

= 4.2 + 10 = 14.2 (dB)

2.5 Frequency List of Low/Middle/High Channels

Frequency List				
Band	**Channel/Frequency(MHz)**	**Lowest**	**Middle**	**Highest**
GSM850	Channel	128	189	251
	Frequency	824.2	836.4	848.8
WCDMA Band V	Channel	4132	4182	4233
	Frequency	826.4	836.4	846.6
GSM1900	Channel	512	661	810
	Frequency	1850.2	1880.0	1909.8
WCDMA Band II	Channel	9262	9400	9538
	Frequency	1852.4	1880.0	1907.6
WCDMA Band IV	Channel	1312	1413	1513
	Frequency	1712.4	1732.6	1752.6
CDMA2000 BC0	Channel	1013	384	777
	Frequency	824.7	836.52	848.31
CDMA2000 BC1	Channel	25	600	1175
	Frequency	1851.25	1880.0	1908.75

3 Conducted Test Result

3.1 Measuring Instruments

See list of measuring instruments of this test report.

3.1.1 Test Setup

3.1.2 Conducted Output Power



3.1.3 Peak-to-Average Ratio, Occupied Bandwidth, Conducted Band-Edge and Conducted Spurious Emission

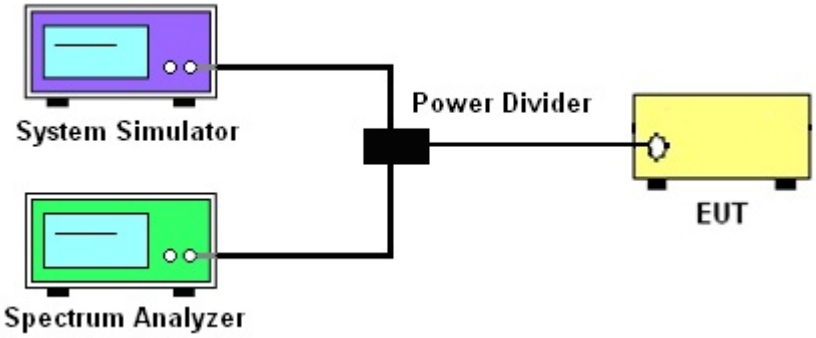

3.1.4 Frequency Stability

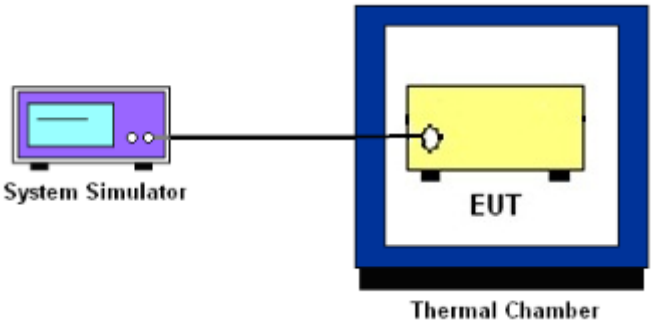

3.1.5 Test Result of Conducted Test

Please refer to Appendix A.

3.2 Conducted Output Power and ERP/EIRP

3.2.1 Description of the Conducted Output Power and ERP/EIRP

A system simulator was used to establish communication with the EUT. Its parameters were set to enforce EUT transmitting at the maximum power. The measured power in the radio frequency on the transmitter output terminals shall be reported.

The ERP of mobile transmitters must not exceed 7 Watts for GSM850 and WCDMA Band V.

The EIRP of mobile transmitters must not exceed 2 Watts for GSM1900 and WCDMA Band II.

The EIRP of mobile transmitters must not exceed 1 Watts for WCDMA Band IV.

According to KDB 412172 D01 Power Approach,

EIRP = $P_T + G_T – L_C$, ERP = EIRP -2.15, where

P_T = transmitter output power in dBm

G_T = gain of the transmitting antenna in dBi

L_C = signal attenuation in the connecting cable between the transmitter and antenna in dB

3.2.2 Test Procedures

1. The transmitter output port was connected to the system simulator.
2. Set EUT at maximum power through system simulator.
3. Select lowest, middle, and highest channels for each band and different modulation.
4. Measure the maximum burst average power for GSM and maximum average power for other modulation signal.

3.3 Peak-to-Average Ratio

3.3.1 Description of the PAR Measurement

The peak-to-average ratio (PAR) of the transmission may not exceed 13 dB.

3.3.2 Test Procedures

The testing follows FCC KDB 971168 D01 v03r01 Section 5.7.1

1. The EUT was connected to spectrum analyzer and system simulator via a power divider.
2. Set EUT to transmit at maximum output power.
3. When the duty cycle is less than 98%, then signal gating will be implemented on the spectrum analyzer by triggering from the system simulator.
4. Set the CCDF (Complementary Cumulative Distribution Function) option of the spectrum analyzer.
5. Record the maximum PAPR level associated with a probability of 0.1%.

3.4 99% Occupied Bandwidth and 26dB Bandwidth Measurement

3.4.1 Description of 99% Occupied Bandwidth and 26dB Bandwidth Measurement

The occupied bandwidth is the width of a frequency band such that, below the lower and above the upper frequency limits, the mean powers emitted are each equal to a specified percentage 0.5% of the total mean transmitted power.

The 26 dB emission bandwidth is defined as the frequency range between two points, one above and one below the carrier frequency, at which the spectral density of the emission is attenuated 26 dB below the maximum in-band spectral density of the modulated signal. Spectral density (power per unit bandwidth) is to be measured with a detector of resolution bandwidth equal to approximately 1.0% of the emission bandwidth.

3.4.2 Test Procedures

The testing follows FCC KDB 971168 D01 v03r01 Section 4.2

1. The EUT was connected to spectrum analyzer and system simulator via a power divider.
2. The spectrum analyzer center frequency is set to the nominal EUT channel center frequency. The span range for the spectrum analyzer shall be between two and five times the anticipated OBW.
3. The nominal resolution bandwidth (RBW) shall be in the range of 1 to 5 % of the anticipated OBW, and the VBW shall be at least 3 times the RBW.
4. Set the detection mode to peak, and the trace mode to max hold.
5. Determine the reference value: Set the EUT to transmit a modulated signal. Allow the trace to stabilize. Set the spectrum analyzer marker to the highest level of the displayed trace.
   (this is the reference value)
6. Determine the “-26 dB down amplitude” as equal to (Reference Value – X).
7. Place two markers, one at the lowest and the other at the highest frequency of the envelope of the spectral display such that each marker is at or slightly below the “–X dB down amplitude” determined in step 6. If a marker is below this “-X dB down amplitude” value it shall be placed as close as possible to this value. The OBW is the positive frequency difference between the two markers.
8. Use the 99 % power bandwidth function of the spectrum analyzer and report the measured bandwidth.

3.5 Conducted Band Edge

3.5.1 Description of Conducted Band Edge Measurement

The power of any emission outside of the authorized operating frequency ranges must be lower than the transmitter power (P) by a factor of at least 43 + 10 log (P) dB.

3.5.2 Test Procedures

The testing follows FCC KDB 971168 D01 v03r01 Section 6.0.

1. The EUT was connected to the spectrum analyzer and system simulator via a power divider.
2. The RF output of EUT was connected to the spectrum analyzer by an RF cable and attenuator. The path loss was compensated to the results for each measurement.
3. The band edges of low and high channels for the highest RF powers were measured.
4. The RF fundamental frequency should be excluded against the limit line in the operating frequency band.
5. The limit line is derived from 43 + 10log(P) dB below the transmitter power P(Watts)

3.6 Conducted Spurious Emission

3.6.1 Description of Conducted Spurious Emission Measurement

The power of any emission outside of the authorized operating frequency ranges must be lower than the transmitter power (P) by a factor of at least 43 + 10 log (P) dB.

It is measured by means of a calibrated spectrum analyzer and scanned from 30 MHz up to a frequency including its 10th harmonic.

3.6.2 Test Procedures

The testing follows FCC KDB 971168 D01 v03r01 Section 6.0.

1. The EUT was connected to the spectrum analyzer and system simulator via a power divider.
2. The RF output of EUT was connected to the spectrum analyzer by an RF cable and attenuator. The path loss was compensated to the results for each measurement.
3. The middle channel for the highest RF power within the transmitting frequency was measured.
4. The conducted spurious emission for the whole frequency range was taken.
5. The RF fundamental frequency should be excluded against the limit line in the operating frequency band.
6. The limit line is derived from 43 + 10log(P) dB below the transmitter power P(Watts)

3.7 Frequency Stability

3.7.1 Description of Frequency Stability Measurement

The frequency stability shall be measured by variation of ambient temperature and variation of primary supply voltage to ensure that the fundamental emission stays within the authorized frequency block. The frequency stability of the transmitter shall be maintained within ±0.00025% (±2.5ppm) of the center frequency.

3.7.2 Test Procedures for Temperature Variation

The testing follows FCC KDB 971168 D01 v03r01 Section 9.0.

1. The EUT was set up in the thermal chamber and connected with the system simulator.
2. With power OFF, the temperature was decreased to -30°C and the EUT was stabilized before testing. Power was applied and the maximum change in frequency was recorded within one minute.
3. With power OFF, the temperature was raised in 10°C steps up to 50°C. The EUT was stabilized at each step for at least half an hour. Power was applied and the maximum frequency change was recorded within one minute.

3.7.3 Test Procedures for Voltage Variation

The testing follows FCC KDB 971168 D01 v03r01 Section 9.0.

1. The EUT was placed in a temperature chamber at 20±5° C and connected with the system simulator.
2. The power supply voltage to the EUT was varied from 85% to 115% of the nominal value measured at the input to the EUT.
3. The variation in frequency was measured for the worst case.

4 Radiated Test Items

4.1 Measuring Instruments

See list of measuring instruments of this test report.

4.2 Test Setup

For radiated test from 30MHz to 1GHz

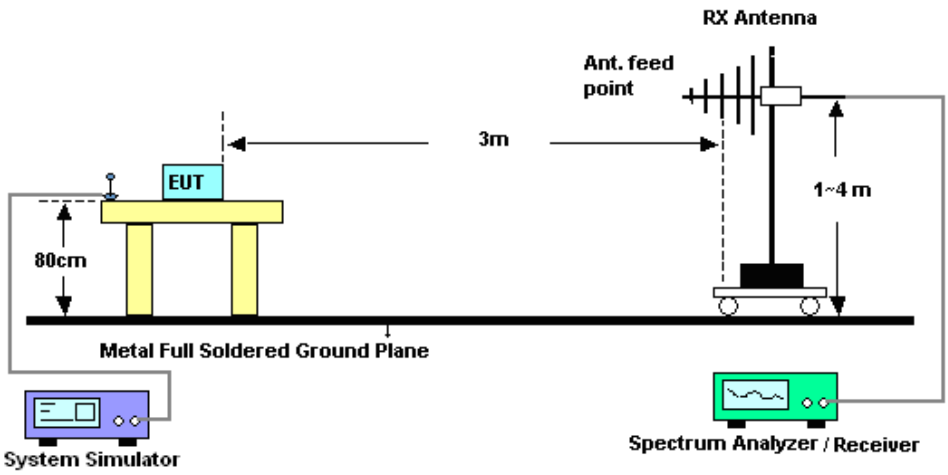

For radiated test above 1GHz

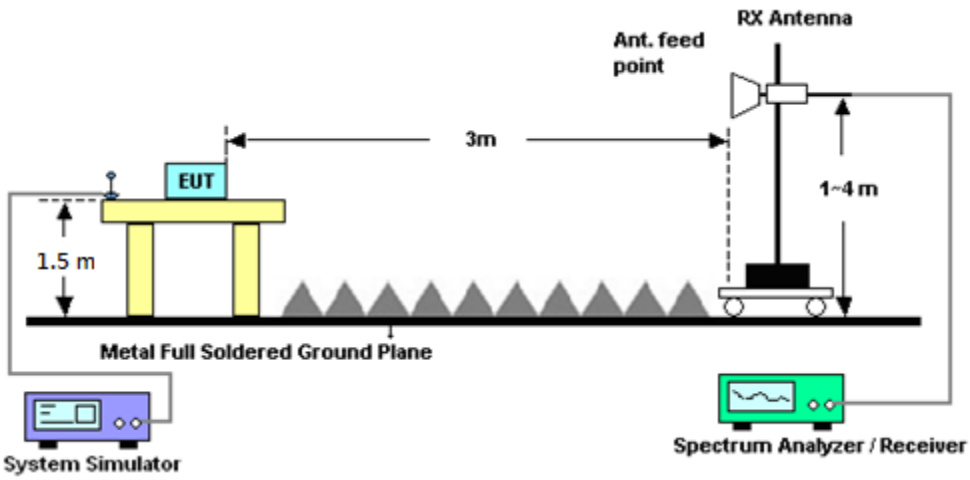

4.3 Test Result of Radiated Test

Please refer to Appendix B.

4.4 Field Strength of Spurious Radiation Measurement

4.4.1 Description of Field Strength of Spurious Radiated Measurement

The power of any emission outside of the authorized operating frequency ranges must be attenuated below the transmitter power (P) by a factor of at least 43 + 10 log (P) dB. The spectrum is scanned from 30 MHz up to a frequency including its 10th harmonic.

4.4.2 Test Procedures

The testing follows FCC KDB 971168 D01 v03r01 Section 5.8 and ANSI / TIA-603-E Section 2.2.12.

1. The EUT was placed on a rotatable wooden table 0.8 meters for frequency below 1GHz and 1.5 meter for frequency above 1GHz above the ground.
2. The EUT was set 3 meters from the receiving antenna, which was mounted on the antenna tower.
3. The table was rotated 360 degrees to determine the position of the highest spurious emission.
4. The height of the receiving antenna is varied between one meter and four meters to search for the maximum spurious emission for both horizontal and vertical polarizations.
5. Make the measurement with the spectrum analyzer's RBW = 1MHz, VBW = 3MHz, taking record of maximum spurious emission.
6. A horn antenna was substituted in place of the EUT and was driven by a signal generator.
7. Tune the output power of signal generator to the same emission level with EUT maximum spurious emission.
8. Taking the record of output power at antenna port.
9. Repeat step 7 to step 8 for another polarization.
10. EIRP (dBm) = S.G. Power – Tx Cable Loss + Tx Antenna Gain
11. ERP (dBm) = EIRP - 2.15
12. The RF fundamental frequency should be excluded against the limit line in the operating frequency band.
13. The limit line is derived from 43 + 10log(P) dB below the transmitter power P(Watts)

5 List of Measuring Equipment

Instrument	Manufacturer	Model No.	Serial No.	Characteristics	Calibration Date	Test Date	Due Date	Remark
Spectrum Analyzer	Rohde & Schwarz	FSP30	101329	9kHz~30GHz	Jun. 26, 2017	Mar. 22, 2018~ Jun. 24, 2018	Jun. 25, 2018	Conducted (TH03-HY)
Temperature Chamber	ESPEC	SU-641	92013721	-30℃ ~70℃	Dec. 06, 2017	Mar. 22, 2018~ Jun. 24, 2018	Dec. 05, 2018	Conducted (TH03-HY)
Programmable Power Supply	GW Instek	PSS-2005	EL883644	Voltage:0~20V; Current:0~5A	Dec. 06, 2017	Mar. 22, 2018~ Jun. 24, 2018	Dec. 05, 2018	Conducted (TH03-HY)
Base Station (Measure)	Rohde & Schwarz	CMU200	117995	GSM / GPRS / WCDMA / CDMA	Aug. 09, 2017	Mar. 22, 2018~ Jun. 24, 2018	Aug. 08, 2018	Conducted (TH03-HY)
Amplifier	Sonoma-Instrument	310 N	187282	9KHz~1GHz	Jan. 19, 2018	Apr. 03, 2018~ Jun. 15, 2018	Jan. 18, 2020	Radiation (03CH13-HY)
Bilog Antenna	TESEQ	CBL 6111D&00800N1D01N-06	40103&07	30MHz to 1GHz	Jan. 10, 2018	Apr. 03, 2018~ Jun. 15, 2018	Jan. 09, 2019	Radiation (03CH13-HY)
Horn Antenna	SCHWARZBECK	BBHA 9120 D	9120D-1212	1GHz ~ 18GHz	May 10, 2018	Apr. 03, 2018~ Jun. 15, 2018	May 09, 2019	Radiation (03CH13-HY)
Preamplifier	MITEQ	AMF-7D-00101800-30-10P	1590074	1GHz~18GHz	May 21, 2018	Apr. 03, 2018~ Jun. 15, 2018	May 20, 2019	Radiation (03CH13-HY)
Preamplifier	Keysight	83017A	MY53270147	1GHz~26.5GHz	Feb. 02, 2018	Apr. 03, 2018~ Jun. 15, 2018	Feb. 01, 2019	Radiation (03CH13-HY)
Spectrum Analyzer	Keysight	N9010A	MY55370526	10Hz~44GHz	Mar. 15, 2018	Apr. 03, 2018~ Jun. 15, 2018	Mar. 14, 2019	Radiation (03CH13-HY)
Filter	Wainwright	WHKX12-2700-3000-18000-60SS	SN2	3G High Pass	Sep. 18, 2017	Apr. 03, 2018~ Jun. 15, 2018	Sep. 17, 2018	Radiation (03CH13-HY)
Antenna Mast	EMEC	AM-BS-4500-B	N/A	1m~4m	N/A	Apr. 03, 2018~ Jun. 15, 2018	N/A	Radiation (03CH13-HY)
Turn Table	EMEC	TT2000	N/A	0~360 Degree	N/A	Apr. 03, 2018~ Jun. 15, 2018	N/A	Radiation (03CH13-HY)
SHF-EHF Horn Antenna	SCHWARZBECK	BBHA 9170	BBHA9170251	18GHz- 40GHz	Nov. 10, 2017	Apr. 03, 2018~ Jun. 15, 2018	Nov. 09, 2018	Radiation (03CH13-HY)
Horn Antenna	SCHWARZBECK	BBHA 9120 D	9120D-1522	1G~18GHz	May 10, 2018	Apr. 03, 2018~ Jun. 15, 2018	May 09, 2019	Radiation (03CH13-HY)
Signal Generator	Anritsu	MG3694C	163401	0.1Hz~40GHz	Jan. 15, 2018	Apr. 03, 2018~ Jun. 15, 2018	Jan. 14, 2019	Radiation (03CH13-HY)
SHF-EHF Horn Antenna	SCHWARZBECK	BBHA 9170	BBHA9170584	18GHz- 40GHz	Nov. 27, 2017	Apr. 03, 2018~ Jun. 15, 2018	Nov. 26, 2018	Radiation (03CH13-HY)
Filter	Wainwright	WHKX12-1080-1200-15000-60ST	SN3	1.2GHz High Pass Filter	Jul. 06, 2017	Apr. 03, 2018~ Jun. 15, 2018	Jul. 05, 2018	Radiation (03CH13-HY)
Software	AUDIX	E3 6.2009-8-24c	RK-001124	N/A	N/A	Apr. 03, 2018~ Jun. 15, 2018	N/A	Radiation (03CH13-HY)
RF Cable	HUBER + SUHNER	SUCOFLEX 126E	0030/126E	30M-18G	Jan. 22, 2018	Apr. 03, 2018~ Jun. 15, 2018	Jan. 21, 2019	Radiation (03CH13-HY)
RF Cable	HUBER + SUHNER	SUCOFLEX 104	335041/4	30M-18G	Jan. 22, 2018	Apr. 03, 2018~ Jun. 15, 2018	Jan. 21, 2019	Radiation (03CH13-HY)
RF Cable	HUBER + SUHNER	SUCOFLEX 104	MY24961/4	30M~18GHz	Jan. 22, 2018	Apr. 03, 2018~ Jun. 15, 2018	Jan. 21, 2019	Radiation (03CH13-HY)
Amplifier	MITEQ	TTA1840-35-HG	1871923	18GHz~40GHz, VSWR : 2.5:1 max	Jul. 18, 2017	Apr. 03, 2018~ Jun. 15, 2018	Jul. 17, 2018	Radiation (03CH13-HY)

6 Uncertainty of Evaluation

Uncertainty of Radiated Emission Measurement (30 MHz ~ 1000 MHz)

Measuring Uncertainty for a Level of Confidence of 95% (U = 2Uc(y))	3.07

Uncertainty of Radiated Emission Measurement (1 GHz ~ 18 GHz)

Measuring Uncertainty for a Level of Confidence of 95% (U = 2Uc(y))	3.48

Uncertainty of Radiated Emission Measurement (18 GHz ~ 40 GHz)

Measuring Uncertainty for a Level of Confidence of 95% (U = 2Uc(y))	3.92

Appendix A. Test Results of Conducted Test

Conducted Output Power(Average power)

Conducted Power (*Unit: dBm)						
Band	GSM850			GSM1900		
Channel	128	189	251	512	661	810
Frequency	824.2	836.4	848.8	1850.2	1880	1909.8
GSM	32.38	32.30	32.44	29.28	29.19	29.00
GPRS class 8	32.38	32.30	32.44	29.30	29.19	29.00
GPRS class 10	30.94	30.58	30.34	28.00	27.46	27.25
GPRS class 11	28.44	28.21	28.13	26.00	25.76	25.52
GPRS class 12	27.03	27.05	27.00	24.83	24.53	24.50
EGPRS class 8	25.79	25.85	25.72	26.33	26.04	25.70
EGPRS class 10	24.96	25.00	24.88	25.20	24.63	24.50
EGPRS class 11	22.51	22.39	22.44	23.03	22.50	22.57
EGPRS class 12	21.00	20.92	20.73	21.70	21.51	21.34

Conducted Power (*Unit: dBm)						
Band	WCDMA Band V			WCDMA Band II		
Channel	4132	4182	4233	9262	9400	9538
Frequency	826.4	836.4	846.6	1852.4	1880	1907.6
RMC 12.2K	23.90	24.00	23.98	23.29	23.54	23.02
HSDPA Subtest-1	22.90	22.84	23.08	22.33	22.62	21.96
HSDPA Subtest-2	22.96	22.87	23.08	22.27	22.55	22.00
HSDPA Subtest-3	22.45	22.37	22.66	21.78	22.05	21.47
HSDPA Subtest-4	22.46	22.39	22.64	21.72	22.10	21.51
HSUPA Subtest-1	23.36	23.21	23.50	22.65	22.80	22.02
HSUPA Subtest-2	21.31	21.43	21.48	20.75	20.85	20.06
HSUPA Subtest-3	22.32	22.24	22.43	21.74	21.79	21.08
HSUPA Subtest-4	21.25	21.27	21.47	20.74	20.83	20.09
HSUPA Subtest-5	23.40	23.30	23.40	22.70	22.80	21.90

Conducted Power (*Unit: dBm)			
Band	WCDMA Band IV		
Channel	1312	1413	1513
Frequency	1712.4	1732.6	1752.6
RMC 12.2K	23.47	**23.50**	23.49
HSDPA Subtest-1	22.29	22.50	22.49
HSDPA Subtest-2	22.33	22.50	22.48
HSDPA Subtest-3	21.76	22.00	22.00
HSDPA Subtest-4	21.74	21.89	21.98
HSUPA Subtest-1	22.53	22.55	22.43
HSUPA Subtest-2	20.61	20.83	20.67
HSUPA Subtest-3	21.59	21.84	21.73
HSUPA Subtest-4	20.60	20.83	20.64
HSUPA Subtest-5	22.60	23.00	22.30

Conducted Power (*Unit: dBm)						
Band	CDMA 2000 BC0			CDMA 2000 BC1		
Channel	1013	384	777	25	600	1175
Frequency	824.7	836.52	848.31	1851.25	1880	1908.75
1xRTT RC1 SO55	24.10	24.06	24.12	23.49	23.49	23.30
1xRTT RC3 SO55	24.11	24.07	**24.26**	23.49	**23.50**	23.22
1xRTT RC3 SO32 (+ F-SCH)	24.10	24.05	24.22	**23.50**	**23.50**	23.16
1xRTT RC3 SO32 (+SCH)	24.06	24.02	24.21	23.48	23.46	23.12
1xEVDO RTAP 153.6Kbps	24.11	24.09	**24.19**	23.48	**23.50**	23.24
1xEVDO RETAP 4096Bits	24.08	24.05	24.06	23.49	23.38	23.21

A2. GSM

Peak-to-Average Ratio

Mode	GSM850		Limit: 13dB
Mod.	GPRS class 8	EDGE class 8	Result
Lowest CH	0.32	3.44	PASS
Middle CH	0.36	3.44	
Highest CH	0.44	3.44	

Mode	GSM1900		Limit: 13dB
Mod.	GPRS class 8	EDGE class 8	Result
Lowest CH	0.28	3.12	PASS
Middle CH	0.24	3.28	
Highest CH	0.24	3.08	

GSM850 (GPRS class 8)

Lowest Channel

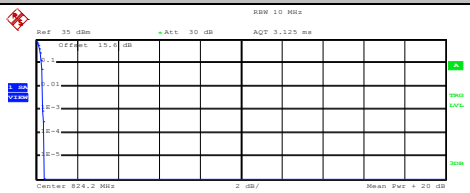

Complementary Cumulative Distribution Function (100000 samples)

	Trace 1
Mean	32.12 dBm
Peak	32.50 dBm
Crest	0.38 dB
10 %	0.24 dB
1 %	0.32 dB
.1 %	0.32 dB
.01 %	0.40 dB

Date: 22.MAR.2018 21:05:13

Middle Channel

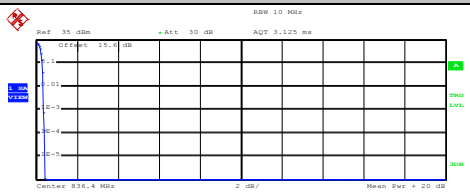

Complementary Cumulative Distribution Function (100000 samples)

	Trace 1
Mean	32.23 dBm
Peak	32.64 dBm
Crest	0.41 dB
10 %	0.28 dB
1 %	0.36 dB
.1 %	0.36 dB
.01 %	0.40 dB

Date: 22.MAR.2018 21:05:26

Highest Channel

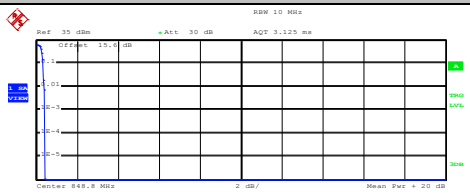

Complementary Cumulative Distribution Function (100000 samples)

	Trace 1
Mean	32.28 dBm
Peak	32.71 dBm
Crest	0.43 dB
10 %	0.32 dB
1 %	0.40 dB
.1 %	0.44 dB
.01 %	0.44 dB

Date: 22.MAR.2018 21:05:42

GSM850 (EDGE class 8)

Lowest Channel

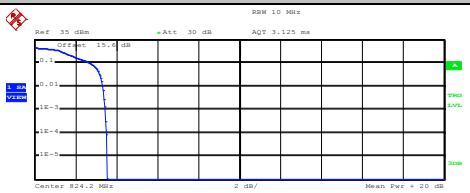

Complementary Cumulative Distribution Function (100000 samples)

	Trace 1
Mean	24.53 dBm
Peak	28.05 dBm
Crest	3.53 dB
10 %	2.72 dB
1 %	3.32 dB
.1 %	3.44 dB
.01 %	3.52 dB

Date: 22.MAR.2018 21:30:10

Middle Channel

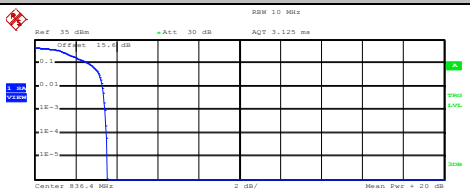

Complementary Cumulative Distribution Function (100000 samples)

	Trace 1
Mean	24.60 dBm
Peak	28.13 dBm
Crest	3.53 dB
10 %	2.64 dB
1 %	3.32 dB
.1 %	3.44 dB
.01 %	3.52 dB

Date: 22.MAR.2018 21:30:28

Highest Channel

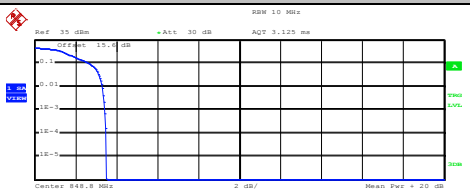

Complementary Cumulative Distribution Function (100000 samples)

	Trace 1
Mean	24.78 dBm
Peak	28.27 dBm
Crest	3.49 dB
10 %	2.68 dB
1 %	3.32 dB
.1 %	3.44 dB
.01 %	3.48 dB

Date: 22.MAR.2018 21:30:43

GSM1900 (GPRS class 8)

Lowest Channel

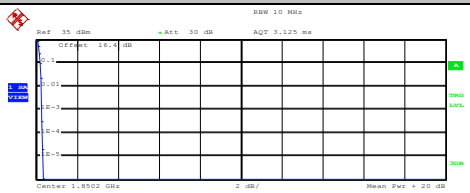

Complementary Cumulative Distribution Function (100000 samples)

	Trace 1
Mean	28.16 dBm
Peak	28.48 dBm
Crest	0.32 dB
10 %	0.20 dB
1 %	0.28 dB
.1 %	0.28 dB
.01 %	0.32 dB

Date: 22.MAR.2018 20:54:57

Middle Channel

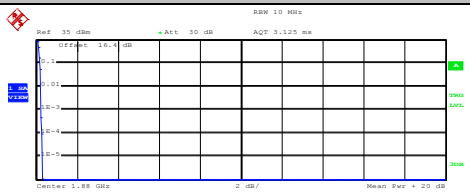

Complementary Cumulative Distribution Function (100000 samples)

	Trace 1
Mean	27.91 dBm
Peak	28.20 dBm
Crest	0.29 dB
10 %	0.20 dB
1 %	0.24 dB
.1 %	0.24 dB
.01 %	0.28 dB

Date: 22.MAR.2018 20:55:14

Highest Channel

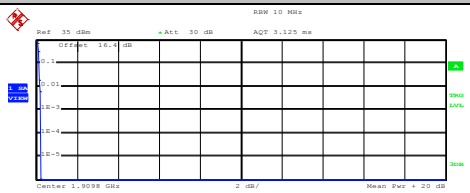

Complementary Cumulative Distribution Function (100000 samples)

	Trace 1
Mean	27.41 dBm
Peak	27.63 dBm
Crest	0.22 dB
10 %	0.16 dB
1 %	0.20 dB
.1 %	0.24 dB
.01 %	0.24 dB

Date: 22.MAR.2018 20:55:29

GSM1900 (EDGE class 8)

Lowest Channel

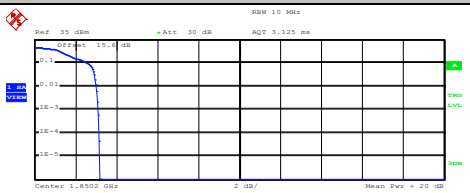

Complementary Cumulative Distribution Function (100000 samples)

	Trace 1
Mean	23.63 dBm
Peak	26.78 dBm
Crest	3.16 dB
10 %	2.60 dB
1 %	3.00 dB
.1 %	3.12 dB
.01 %	3.16 dB

Date: 22.MAR.2018 21:15:08

Middle Channel

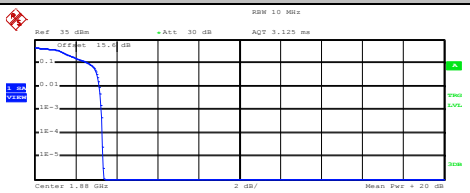

Complementary Cumulative Distribution Function (100000 samples)

	Trace 1
Mean	23.21 dBm
Peak	26.57 dBm
Crest	3.36 dB
10 %	2.64 dB
1 %	3.16 dB
.1 %	3.28 dB
.01 %	3.32 dB

Date: 22.MAR.2018 21:15:25

Highest Channel

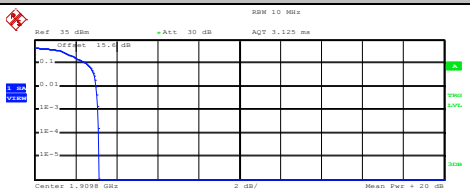

Complementary Cumulative Distribution Function (100000 samples)

	Trace 1
Mean	23.24 dBm
Peak	26.36 dBm
Crest	3.12 dB
10 %	2.52 dB
1 %	3.00 dB
.1 %	3.08 dB
.01 %	3.12 dB

Date: 22.MAR.2018 21:15:44

26dB Bandwidth

Mode	GSM850 : 26dB BW(MHz)	
Mod.	GPRS class 8	EDGE class 8
Lowest CH	0.315	0.304
Middle CH	0.313	0.295
Highest CH	0.315	0.295

Mode	GSM1900 : 26dB BW(MHz)	
Mod.	GPRS class 8	EDGE class 8
Lowest CH	0.312	0.301
Middle CH	0.311	0.303
Highest CH	0.302	0.307

GSM850 (GPRS class 8)	GSM850 (EDGE class 8)
Lowest Channel	**Lowest Channel**
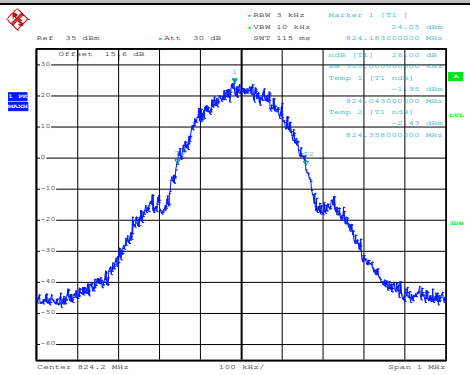 Date: 22.MAR.2018 20:56:41	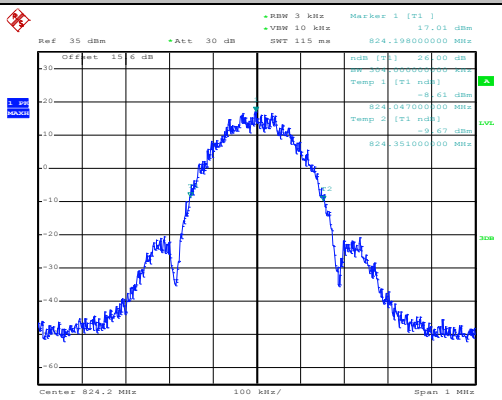 Date: 22.MAR.2018 21:20:21
Middle Channel	**Middle Channel**
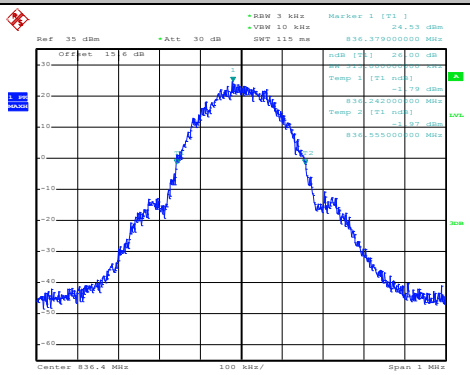 Date: 22.MAR.2018 20:57:13	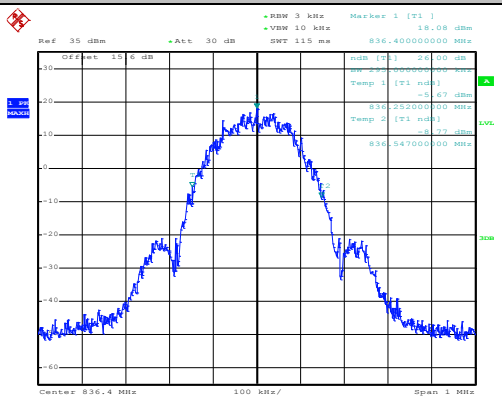 Date: 22.MAR.2018 21:20:51
Highest Channel	**Highest Channel**
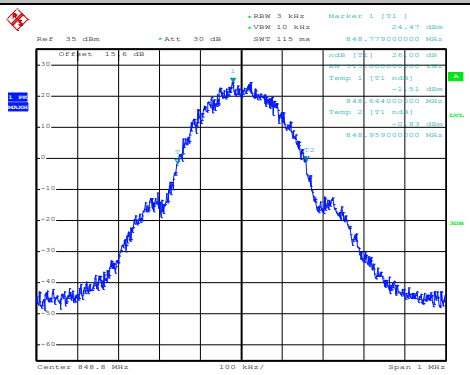 Date: 22.MAR.2018 20:57:44	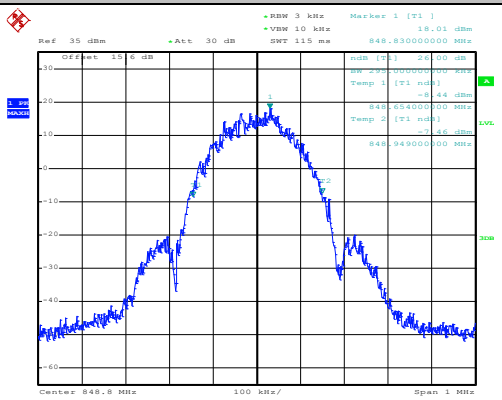 Date: 22.MAR.2018 21:21:21

GSM1900 (GPRS class 8)	GSM1900 (EDGE class 8)
Lowest Channel	**Lowest Channel**
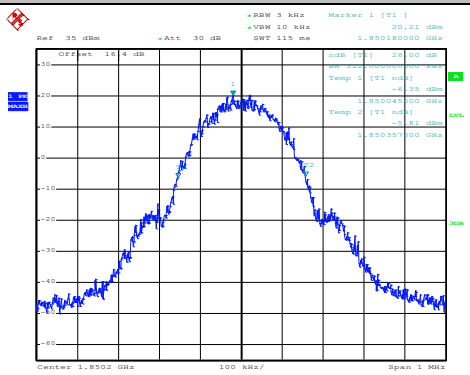 Date: 22.MAR.2018 20:44:28	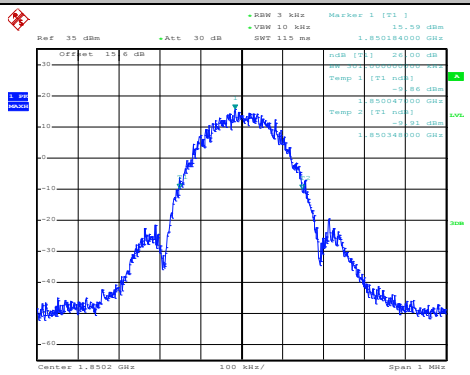 Date: 22.MAR.2018 21:09:22
Middle Channel	**Middle Channel**
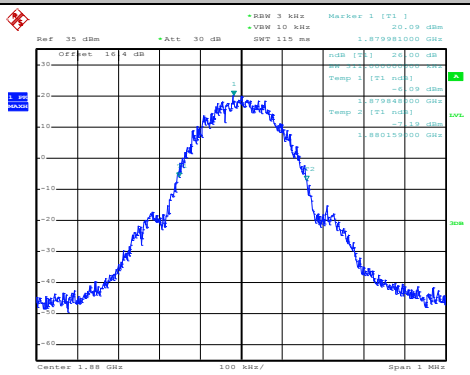 Date: 22.MAR.2018 20:45:07	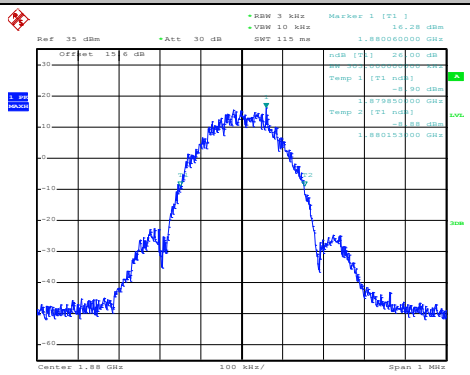 Date: 22.MAR.2018 21:09:55
Highest Channel	**Highest Channel**
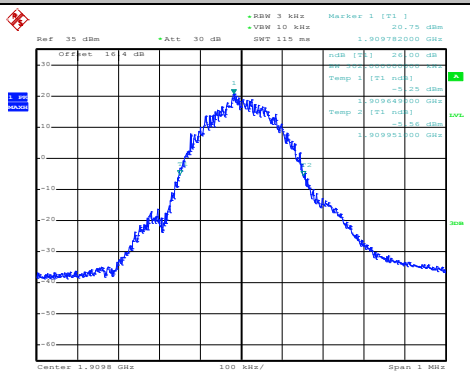 Date: 22.MAR.2018 20:45:44	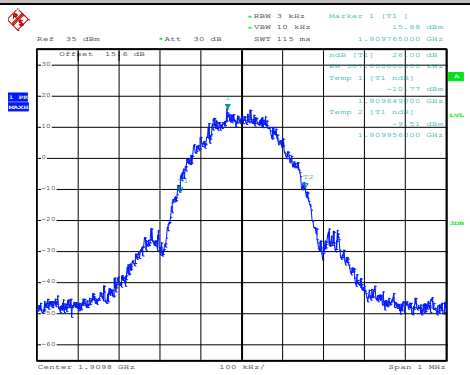 Date: 22.MAR.2018 21:10:27

Occupied Bandwidth

Mode	GSM850 : 99% OBW(MHz)	
Mod.	GPRS class 8	EDGE class 8
Lowest CH	0.243	0.242
Middle CH	0.244	0.242
Highest CH	0.244	0.245

Mode	GSM1900 : 99% OBW(MHz)	
Mod.	GPRS class 8	EDGE class 8
Lowest CH	0.241	0.245
Middle CH	0.245	0.250
Highest CH	0.246	0.250

GSM850 (GPRS class 8)	GSM850 (EDGE class 8)
Lowest Channel	**Lowest Channel**
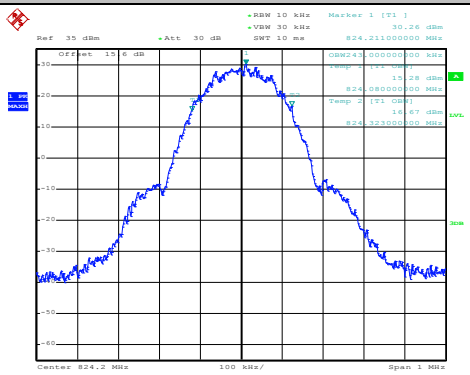	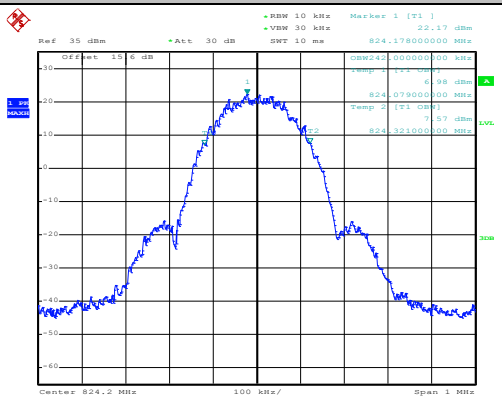
Date: 22.MAR.2018 20:58:28	Date: 22.MAR.2018 21:21:56
Middle Channel	**Middle Channel**
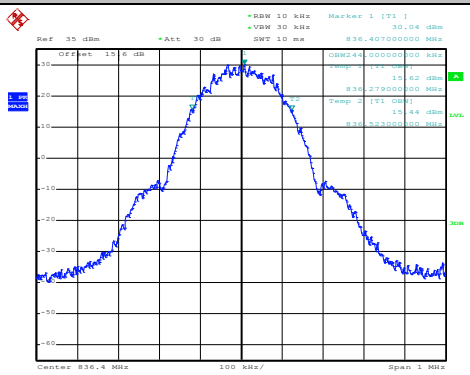	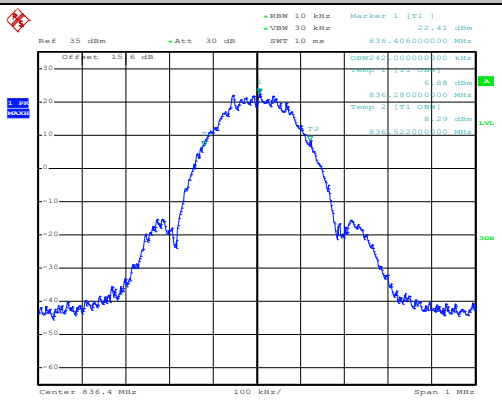
Date: 22.MAR.2018 20:58:58	Date: 22.MAR.2018 21:22:35
Highest Channel	**Highest Channel**
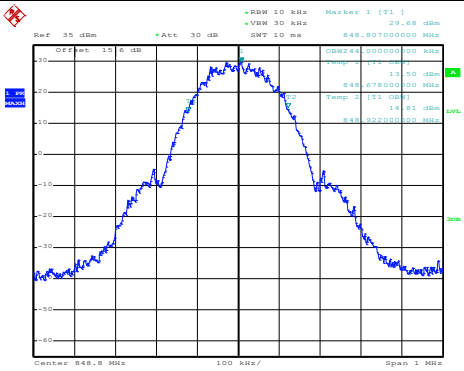	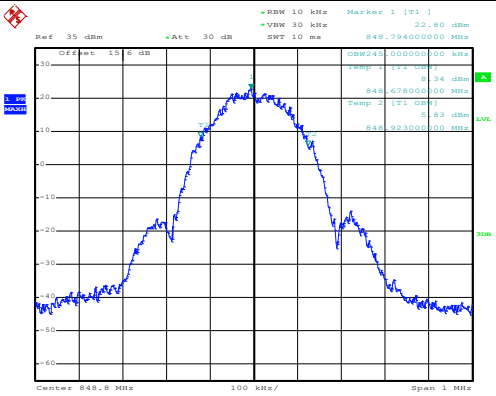
Date: 22.MAR.2018 20:59:26	Date: 22.MAR.2018 21:23:08

GSM1900 (GPRS class 8)	GSM1900 (EDGE class 8)
Lowest Channel	**Lowest Channel**
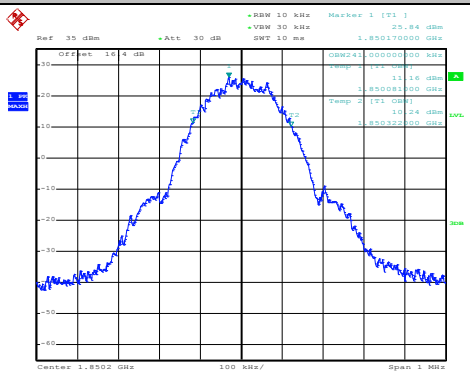	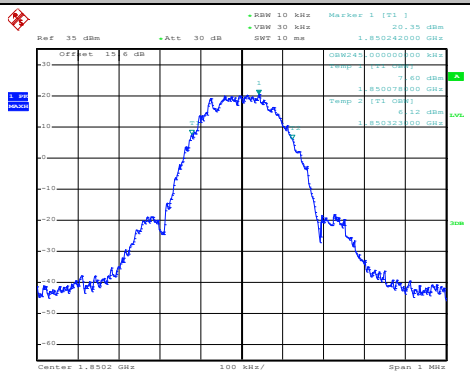
Date: 22.MAR.2018 20:46:25	Date: 22.MAR.2018 21:11:00
Middle Channel	**Middle Channel**
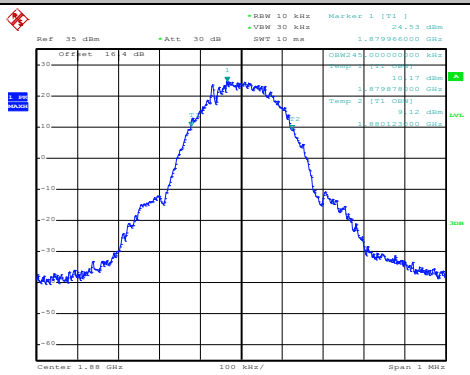	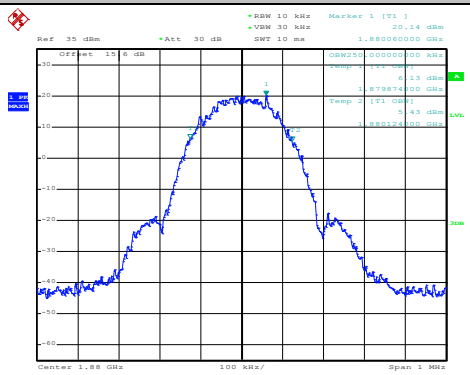
Date: 22.MAR.2018 20:46:58	Date: 22.MAR.2018 21:11:33
Highest Channel	**Highest Channel**
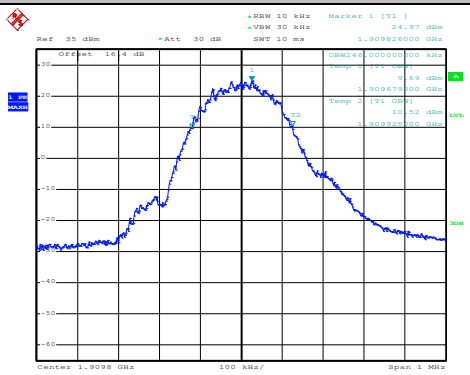	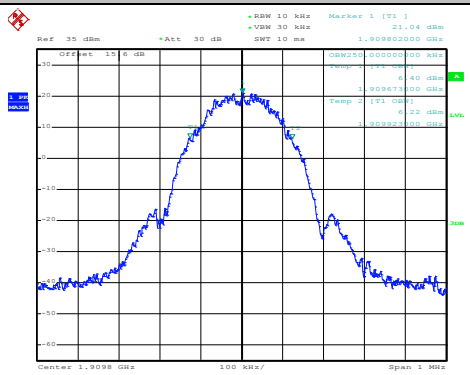
Date: 22.MAR.2018 20:47:30	Date: 22.MAR.2018 21:12:06

Conducted Band Edge

GSM850 (GPRS class 8)

Lowest Band Edge

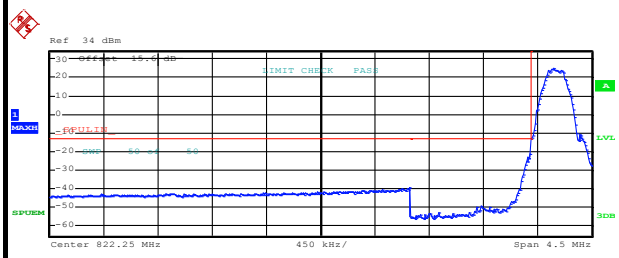

Start [Hz]	Stop [Hz]	RBW [Hz]	Freq [Hz]	PwrAbs [dBm]	ΔLimit [dB]
820.000 M	823.000 M	100.00 k	823.000000 M	-39.53	-26.53
823.000 M	824.000 M	3.00 k	823.980000 M	-21.47	-8.47
824.000 M	824.500 M	10.00 k	824.185000 M	24.89	-10.11

Date: 22.MAR.2018 21:00:56

Highest Band Edge

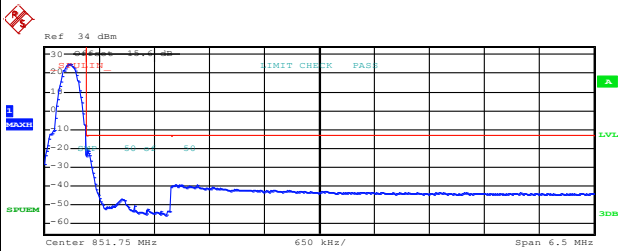

Start [Hz]	Stop [Hz]	RBW [Hz]	Freq [Hz]	PwrAbs [dBm]	ΔLimit [dB]
848.500 M	849.000 M	10.00 k	848.779500 M	25.06	-9.94
849.000 M	850.000 M	3.00 k	849.008000 M	-20.43	-7.43
850.000 M	855.000 M	100.00 k	850.115000 M	-39.47	-26.47

Date: 22.MAR.2018 21:02:24

GSM850 (EDGE class 8)

Lowest Band Edge

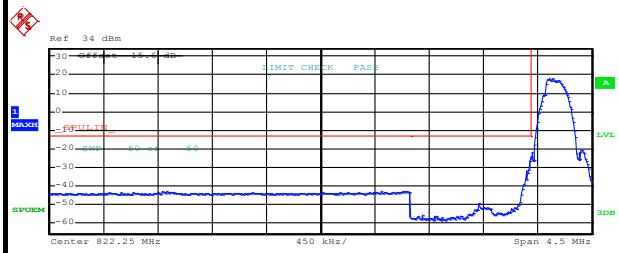

Start [Hz]	Stop [Hz]	RBW [Hz]	Freq [Hz]	PwrAbs [dBm]	ΔLimit [dB]
820.000 M	823.000 M	100.00 k	822.928000 M	-42.84	-29.84
823.000 M	824.000 M	3.00 k	823.992000 M	-26.81	-13.81
824.000 M	824.500 M	10.00 k	824.176500 M	17.71	-17.29

Date: 22.MAR.2018 21:24:39

Highest Band Edge

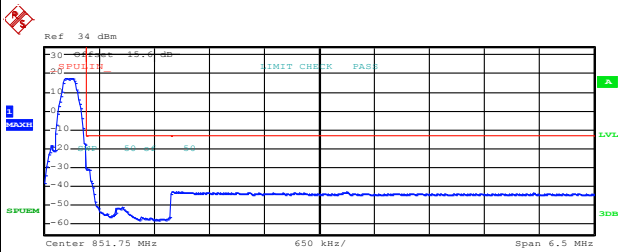

Start [Hz]	Stop [Hz]	RBW [Hz]	Freq [Hz]	PwrAbs [dBm]	ΔLimit [dB]
848.500 M	849.000 M	10.00 k	848.802000 M	17.62	-17.38
849.000 M	850.000 M	3.00 k	849.008000 M	-30.91	-17.91
850.000 M	855.000 M	100.00 k	852.075000 M	-42.65	-29.65

Date: 22.MAR.2018 21:26:13

GSM1900 (GPRS class 8)

Lowest Band Edge

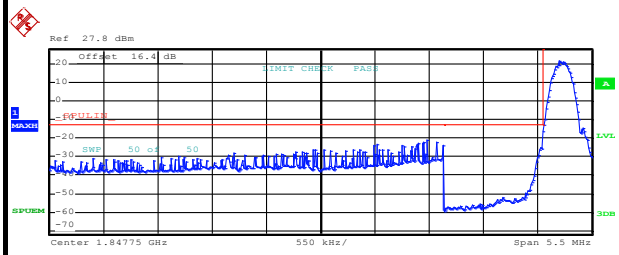

Start [Hz]	Stop [Hz]	RBW [Hz]	Freq [Hz]	PwrAbs [dBm]	ΔLimit [dB]
1.845 G	1.849 G	1.00 M	1.848824 G	-21.03	-8.03
1.849 G	1.850 G	3.00 k	1.849984 G	-24.94	-11.94
1.850 G	1.851 G	10.00 k	1.850170 G	21.82	-13.18

Date: 22.MAR.2018 20:49:12

Highest Band Edge

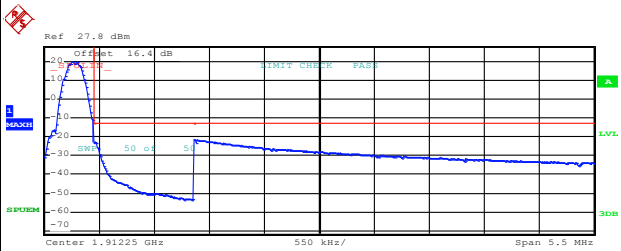

Start [Hz]	Stop [Hz]	RBW [Hz]	Freq [Hz]	PwrAbs [dBm]	ΔLimit [dB]
1.910 G	1.910 G	10.00 k	1.909777 G	20.03	-14.97
1.910 G	1.911 G	3.00 k	1.910004 G	-23.05	-10.05
1.911 G	1.915 G	1.00 M	1.911000 G	-21.39	-8.39

Date: 22.MAR.2018 20:50:45

GSM1900 (EDGE class 8)

Lowest Band Edge

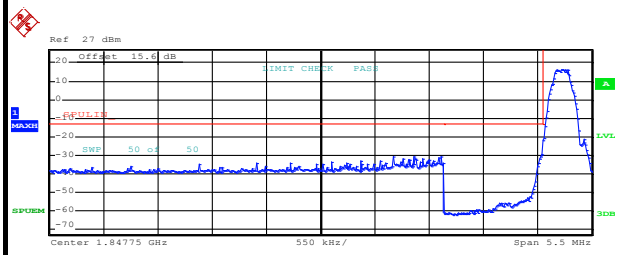

Start [Hz]	Stop [Hz]	RBW [Hz]	Freq [Hz]	PwrAbs [dBm]	ΔLimit [dB]
1.845 G	1.849 G	1.00 M	1.848696 G	-30.40	-17.40
1.849 G	1.850 G	3.00 k	1.849992 G	-29.23	-16.23
1.850 G	1.851 G	10.00 k	1.850197 G	16.35	-18.65

Date: 22.MAR.2018 21:17:15

Highest Band Edge

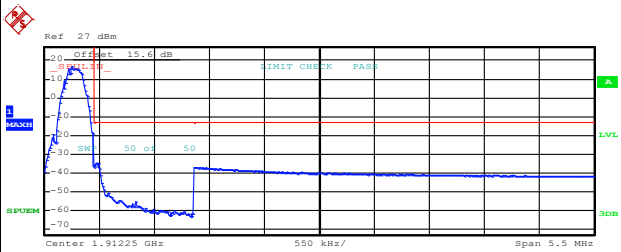

Start [Hz]	Stop [Hz]	RBW [Hz]	Freq [Hz]	PwrAbs [dBm]	ΔLimit [dB]
1.910 G	1.910 G	10.00 k	1.909780 G	16.51	-18.49
1.910 G	1.911 G	3.00 k	1.910012 G	-34.62	-21.62
1.911 G	1.915 G	1.00 M	1.911000 G	-36.86	-23.86

Date: 22.MAR.2018 21:18:47

Conducted Spurious Emission

GSM850 (GPRS class 8)

Lowest Channel

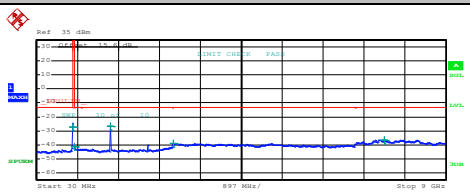

Start [Hz]	Stop [Hz]	RBW [Hz]	Freq [Hz]	PwrAbs [dBm]	ΔLimit [dB]
30.000 M	820.000 M	1.00 M	819.802500 M	-27.10	-14.10
855.000 M	1.000 G	1.00 M	855.036250 M	-41.38	-28.38
1.000 G	3.000 G	1.00 M	1.648500 G	-26.78	-13.78
3.000 G	7.000 G	1.00 M	3.031000 G	-38.84	-25.84
7.000 G	9.000 G	1.00 M	7.648000 G	-36.55	-23.55

Date: 22.MAR.2018 21:03:17

Lowest Channel

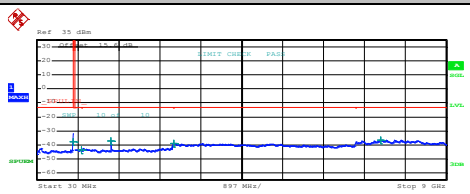

Start [Hz]	Stop [Hz]	RBW [Hz]	Freq [Hz]	PwrAbs [dBm]	ΔLimit [dB]
30.000 M	820.000 M	1.00 M	819.802500 M	-37.53	-24.53
855.000 M	1.000 G	1.00 M	998.803760 M	-43.54	-30.54
1.000 G	3.000 G	1.00 M	1.648500 G	-37.49	-24.49
3.000 G	7.000 G	1.00 M	3.020000 G	-38.94	-25.94
7.000 G	9.000 G	1.00 M	7.561500 G	-36.56	-23.56

Date: 22.MAR.2018 21:27:37

Middle Channel

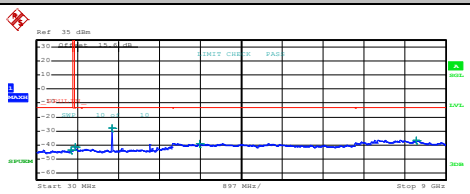

Start [Hz]	Stop [Hz]	RBW [Hz]	Freq [Hz]	PwrAbs [dBm]	ΔLimit [dB]
30.000 M	820.000 M	1.00 M	785.437500 M	-43.60	-30.60
855.000 M	1.000 G	1.00 M	864.642501 M	-41.44	-28.44
1.000 G	3.000 G	1.00 M	1.673000 G	-27.85	-14.85
3.000 G	7.000 G	1.00 M	3.601000 G	-38.91	-25.91
7.000 G	9.000 G	1.00 M	8.350500 G	-36.64	-23.64

Date: 22.MAR.2018 21:04:04

Middle Channel

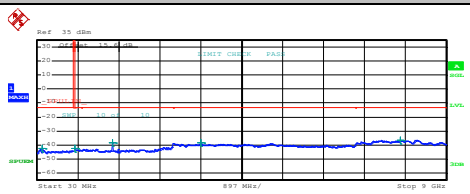

Start [Hz]	Stop [Hz]	RBW [Hz]	Freq [Hz]	PwrAbs [dBm]	ΔLimit [dB]
30.000 M	820.000 M	1.00 M	144.945000 M	-42.77	-29.77
855.000 M	1.000 G	1.00 M	855.942500 M	-42.40	-29.40
1.000 G	3.000 G	1.00 M	1.672500 G	-38.57	-25.57
3.000 G	7.000 G	1.00 M	3.615000 G	-38.68	-25.68
7.000 G	9.000 G	1.00 M	8.003500 G	-36.36	-23.36

Date: 22.MAR.2018 21:28:28

Highest Channel

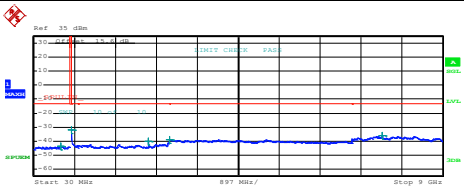

Start [Hz]	Stop [Hz]	RBW [Hz]	Freq [Hz]	PwrAbs [dBm]	ΔLimit [dB]
30.000 M	820.000 M	1.00 M	619.537500 M	-43.84	-30.84
855.000 M	1.000 G	1.00 M	855.688750 M	-31.69	-18.69
1.000 G	3.000 G	1.00 M	2.547000 G	-39.88	-26.88
3.000 G	7.000 G	1.00 M	3.012000 G	-38.83	-25.83
7.000 G	9.000 G	1.00 M	7.675500 G	-36.22	-23.22

Date: 22.MAR.2018 21:04:50

Highest Channel

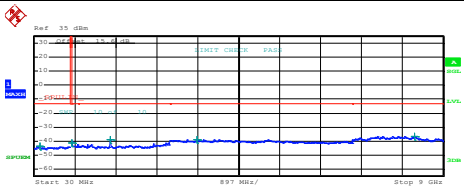

Start [Hz]	Stop [Hz]	RBW [Hz]	Freq [Hz]	PwrAbs [dBm]	ΔLimit [dB]
30.000 M	820.000 M	1.00 M	148.302500 M	-43.52	-30.52
855.000 M	1.000 G	1.00 M	855.108750 M	-41.42	-28.42
1.000 G	3.000 G	1.00 M	1.697500 G	-39.23	-26.23
3.000 G	7.000 G	1.00 M	3.595000 G	-39.12	-26.12
7.000 G	9.000 G	1.00 M	8.372500 G	-36.39	-23.39

Date: 22.MAR.2018 21:29:18

GSM1900 (GPRS class 8)

Lowest Channel

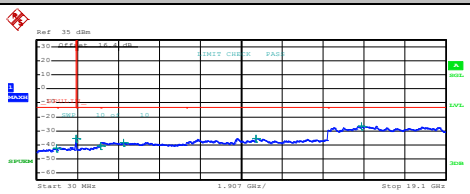

Start [Hz]	Stop [Hz]	RBW [Hz]	Freq [Hz]	PwrAbs [dBm]	ΔLimit [dB]
30.000 M	1.000 G	1.00 M	945.437500 M	-42.45	-29.45
1.000 G	1.845 G	1.00 M	1.843733 G	-35.65	-22.65
1.915 G	3.000 G	1.00 M	2.992134 G	-40.54	-27.54
3.000 G	7.000 G	1.00 M	4.070000 G	-38.25	-25.25
7.000 G	13.600 G	1.00 M	10.243075 G	-35.25	-22.25
13.600 G	19.100 G	1.00 M	15.185375 G	-26.55	-13.55

Date: 22.MAR.2018 20:52:56

GSM1900 (EDGE class 8)

Lowest Channel

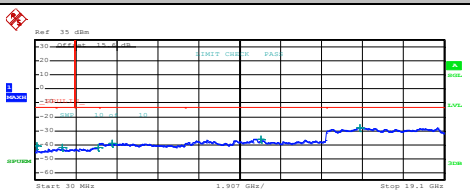

Start [Hz]	Stop [Hz]	RBW [Hz]	Freq [Hz]	PwrAbs [dBm]	ΔLimit [dB]
30.000 M	1.000 G	1.00 M	111.965000 M	-40.51	-27.51
1.000 G	1.845 G	1.00 M	1.287723 G	-42.16	-29.16
1.915 G	3.000 G	1.00 M	2.957956 G	-41.98	-28.98
3.000 G	7.000 G	1.00 M	3.615000 G	-38.87	-25.87
7.000 G	13.600 G	1.00 M	10.540075 G	-35.88	-22.88
13.600 G	19.100 G	1.00 M	15.165437 G	-27.80	-14.80

Date: 22.MAR.2018 21:13:02

Middle Channel

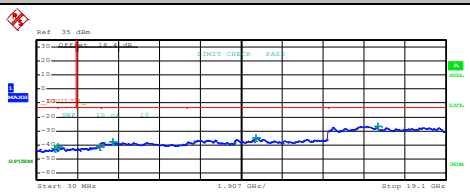

Start [Hz]	Stop [Hz]	RBW [Hz]	Freq [Hz]	PwrAbs [dBm]	ΔLimit [dB]
30.000 M	1.000 G	1.00 M	851.347500 M	-42.71	-29.71
1.000 G	1.845 G	1.00 M	1.020491 G	-41.45	-28.45
1.915 G	3.000 G	1.00 M	2.977215 G	-41.04	-28.04
3.000 G	7.000 G	1.00 M	3.591000 G	-38.02	-25.02
7.000 G	13.600 G	1.00 M	10.233175 G	-35.16	-22.16
13.600 G	19.100 G	1.00 M	15.919625 G	-26.51	-13.51

Date: 22.MAR.2018 20:53:50

Middle Channel

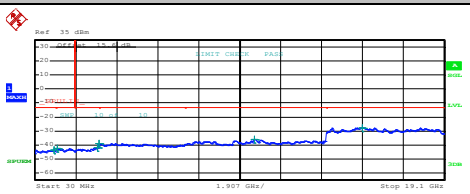

Start [Hz]	Stop [Hz]	RBW [Hz]	Freq [Hz]	PwrAbs [dBm]	ΔLimit [dB]
30.000 M	1.000 G	1.00 M	889.177500 M	-43.43	-30.43
1.000 G	1.845 G	1.00 M	1.072248 G	-42.60	-29.60
1.915 G	3.000 G	1.00 M	2.944123 G	-41.88	-28.88
3.000 G	7.000 G	1.00 M	3.019000 G	-38.90	-25.90
7.000 G	13.600 G	1.00 M	10.234825 G	-36.10	-23.10
13.600 G	19.100 G	1.00 M	15.291250 G	-27.62	-14.62

Date: 22.MAR.2018 21:13:51

Highest Channel

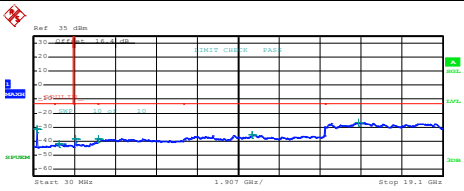

Start [Hz]	Stop [Hz]	RBW [Hz]	Freq [Hz]	PwrAbs [dBm]	ΔLimit [dB]
30.000 M	1.000 G	1.00 M	171.620000 M	-31.51	-18.51
1.000 G	1.845 G	1.00 M	1.230685 G	-41.77	-28.77
1.915 G	3.000 G	1.00 M	1.965995 G	-38.66	-25.66
3.000 G	7.000 G	1.00 M	3.051000 G	-38.37	-25.37
7.000 G	13.600 G	1.00 M	10.224925 G	-35.32	-22.32
13.600 G	19.100 G	1.00 M	15.161312 G	-26.43	-13.43

Date: 22.MAR.2018 20:54:41

Highest Channel

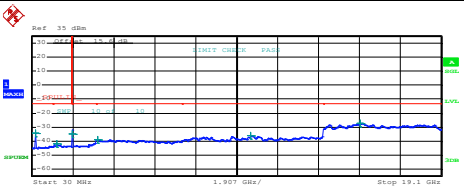

Start [Hz]	Stop [Hz]	RBW [Hz]	Freq [Hz]	PwrAbs [dBm]	ΔLimit [dB]
30.000 M	1.000 G	1.00 M	171.620000 M	-34.31	-21.31
1.000 G	1.845 G	1.00 M	1.183154 G	-42.12	-29.12
1.915 G	3.000 G	1.00 M	1.915271 G	-35.17	-22.17
3.000 G	7.000 G	1.00 M	3.098000 G	-38.85	-25.85
7.000 G	13.600 G	1.00 M	10.230700 G	-36.17	-23.17
13.600 G	19.100 G	1.00 M	15.327000 G	-27.09	-14.09

Date: 22.MAR.2018 21:14:38

Frequency Stability

Test Conditions	Middle Channel	GSM850 (GPRS class 8)	GSM850 (EDGE class 8)	Limit 2.5ppm
Temperature (°C)	Voltage (Volt)	Deviation (ppm)		Result
50	Normal Voltage	0.0024	0.0036	PASS
40	Normal Voltage	0.0012	0.0012	
30	Normal Voltage	0.0012	0.0012	
20(Ref.)	Normal Voltage	0.0000	0.0000	
10	Normal Voltage	0.0000	0.0036	
0	Normal Voltage	0.0060	0.0036	
-10	Normal Voltage	0.0012	0.0060	
-20	Normal Voltage	0.0024	0.0048	
-30	Normal Voltage	0.0000	0.0012	
20	Maximum Voltage	0.0012	0.0036	
20	Normal Voltage	0.0000	0.0000	
20	Battery End Point	0.0060	0.0060	

Test Conditions	Middle Channel	GSM1900 (GPRS class 8)	GSM1900 (EDGE class 8)	Limit Note 2.
Temperature (°C)	Voltage (Volt)	Deviation (ppm)		Result
50	Normal Voltage	0.0053	0.0069	PASS
40	Normal Voltage	0.0048	0.0032	
30	Normal Voltage	0.0005	0.0037	
20(Ref.)	Normal Voltage	0.0000	0.0000	
10	Normal Voltage	0.0032	0.0011	
0	Normal Voltage	0.0021	0.0016	
-10	Normal Voltage	0.0027	0.0000	
-20	Normal Voltage	0.0027	0.0011	
-30	Normal Voltage	0.0053	0.0016	
20	Maximum Voltage	0.0027	0.0021	
20	Normal Voltage	0.0000	0.0000	
20	Battery End Point	0.0080	0.0027	

Note:

1. Normal Voltage = 3.8V. ；Battery End Point (BEP) = 3.3 V.；Maximum Voltage =4.4 V
2. The frequency fundamental emissions stay within the authorized frequency block.

A3. WCDMA

Peak-to-Average Ratio

Mode	WCDMA Band V	WCDMA Band II	WCDMA Band IV	Limit: 13dB
Mod.	RMC 12.2Kbps	RMC 12.2Kbps	RMC 12.2Kbps	Result
Lowest CH	3.16	2.84	3.20	PASS
Middle CH	3.12	2.84	3.16	
Highest CH	3.08	2.88	3.16	

WCDMA Band V (RMC 12.2Kbps)

Lowest Channel

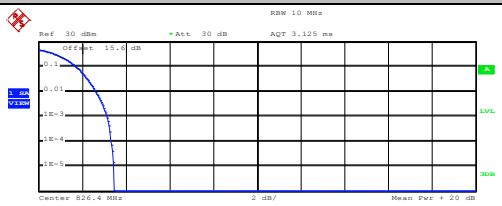

Complementary Cumulative Distribution Function (100000 samples)

Trace 1
Mean 23.53 dBm
Peak 26.98 dBm
Crest 3.45 dB

10 % 1.72 dB
1 % 2.64 dB
.1 % 3.16 dB
.01 % 3.32 dB

Date: 23.MAR.2018 09:48:25

Middle Channel

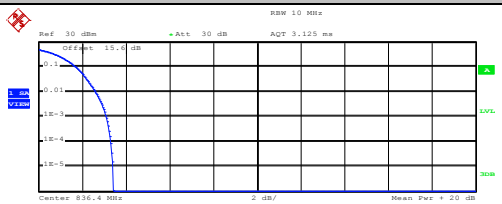

Complementary Cumulative Distribution Function (100000 samples)

Trace 1
Mean 23.34 dBm
Peak 26.77 dBm
Crest 3.43 dB

10 % 1.72 dB
1 % 2.60 dB
.1 % 3.12 dB
.01 % 3.32 dB

Date: 23.MAR.2018 09:48:46

Highest Channel

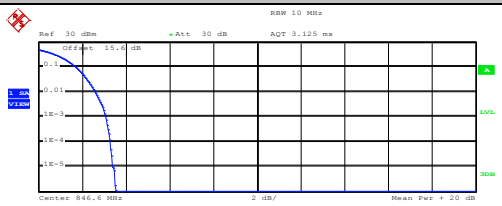

Complementary Cumulative Distribution Function (100000 samples)

Trace 1
Mean 23.67 dBm
Peak 27.19 dBm
Crest 3.53 dB

10 % 1.72 dB
1 % 2.60 dB
.1 % 3.08 dB
.01 % 3.28 dB

Date: 23.MAR.2018 09:49:08

WCDMA Band II (RMC 12.2Kbps)

Lowest Channel

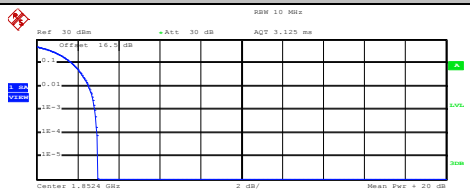

Complementary Cumulative Distribution Function (100000 samples)

Trace 1
Mean 22.65 dBm
Peak 25.64 dBm
Crest 2.98 dB

10 % 1.72 dB
1 % 2.56 dB
.1 % 2.84 dB
.01 % 2.96 dB

Date: 23.MAR.2018 09:31:51

Middle Channel

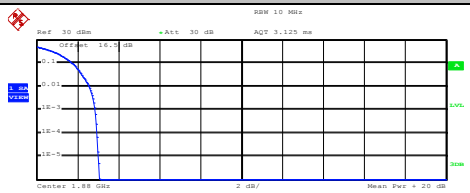

Complementary Cumulative Distribution Function (100000 samples)

Trace 1
Mean 22.64 dBm
Peak 25.71 dBm
Crest 3.07 dB

10 % 1.76 dB
1 % 2.56 dB
.1 % 2.84 dB
.01 % 2.96 dB

Date: 23.MAR.2018 09:32:25

Highest Channel

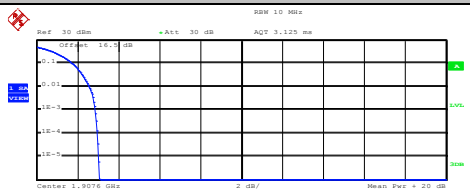

Complementary Cumulative Distribution Function (100000 samples)

Trace 1
Mean 21.79 dBm
Peak 24.86 dBm
Crest 3.08 dB

10 % 1.76 dB
1 % 2.56 dB
.1 % 2.88 dB
.01 % 2.96 dB

Date: 23.MAR.2018 09:32:50

WCDMA Band IV (RMC 12.2Kbps)

Lowest Channel

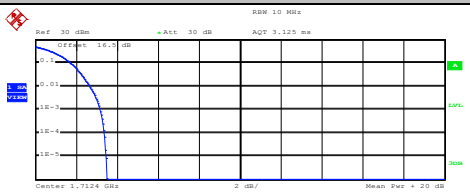

Complementary Cumulative Distribution Function (100000 samples)

Trace 1

Mean 22.70 dBm
Peak 26.20 dBm
Crest 3.50 dB

10 % 1.76 dB
1 % 2.68 dB
.1 % 3.20 dB
.01 % 3.40 dB

Date: 23.MAR.2018 09:56:53

Middle Channel

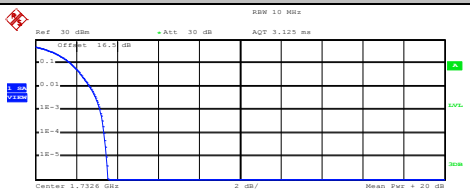

Complementary Cumulative Distribution Function (100000 samples)

Trace 1

Mean 22.52 dBm
Peak 26.06 dBm
Crest 3.54 dB

10 % 1.72 dB
1 % 2.68 dB
.1 % 3.16 dB
.01 % 3.36 dB

Date: 23.MAR.2018 09:57:13

Highest Channel

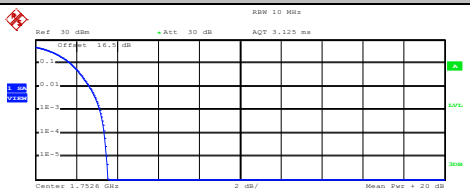

Complementary Cumulative Distribution Function (100000 samples)

Trace 1

Mean 22.80 dBm
Peak 26.35 dBm
Crest 3.55 dB

10 % 1.72 dB
1 % 2.64 dB
.1 % 3.16 dB
.01 % 3.36 dB

Date: 23.MAR.2018 09:57:31

26dB Bandwidth

Mode	WCDMA Band V 26dB BW(MHz)	WCDMA Band II 26dB BW(MHz)	WCDMA Band IV 26dB BW(MHz)
Mod.	RMC 12.2Kbps	RMC 12.2Kbps	RMC 12.2Kbps
Lowest CH	4.71	4.69	4.70
Middle CH	4.73	4.69	4.69
Highest CH	4.69	4.71	4.70

WCDMA Band V (RMC 12.2Kbps)	WCDMA Band II (RMC 12.2Kbps)
Lowest Channel	**Lowest Channel**
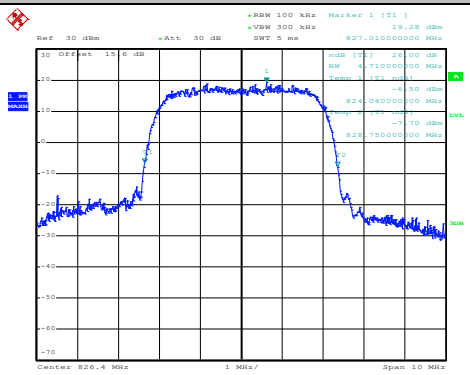 Date: 23.MAR.2018 09:36:50	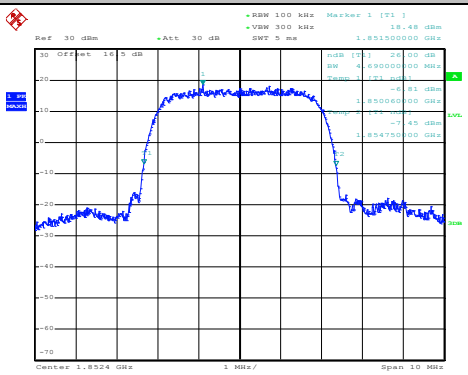 Date: 23.MAR.2018 09:17:27
Middle Channel	**Middle Channel**
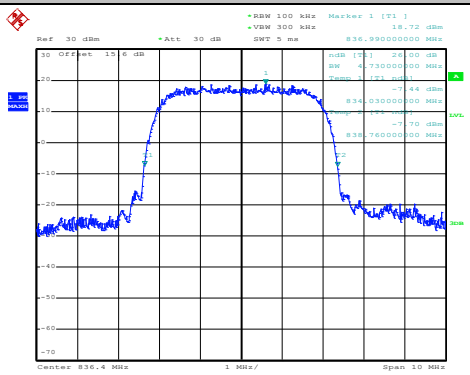 Date: 23.MAR.2018 09:37:24	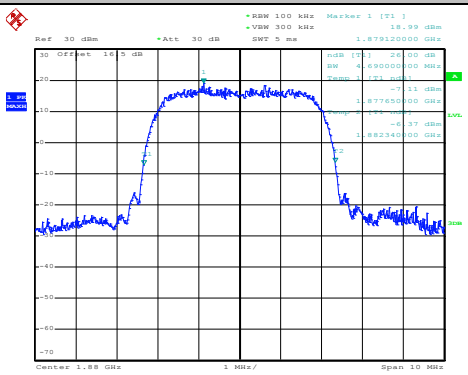 Date: 23.MAR.2018 09:17:59
Highest Channel	**Highest Channel**
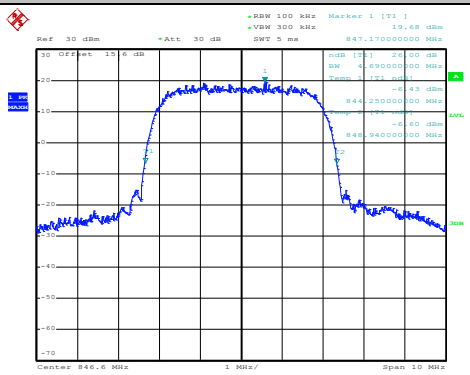 Date: 23.MAR.2018 09:37:59	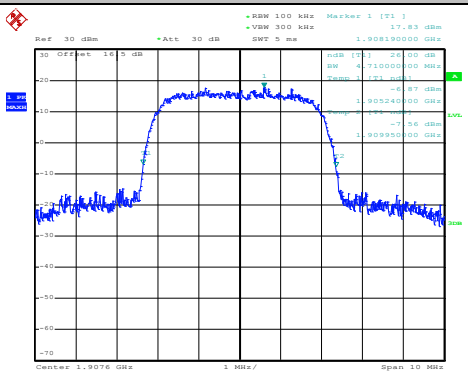 Date: 23.MAR.2018 09:18:50

WCDMA Band IV (RMC 12.2Kbps)

Lowest Channel

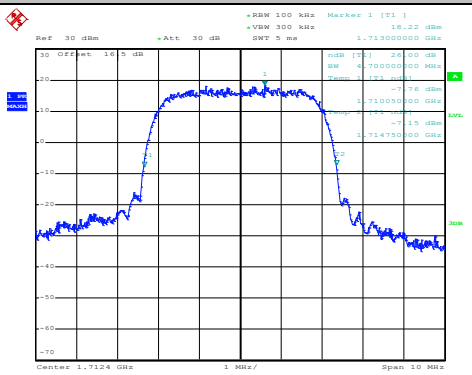

Date: 23.MAR.2018 09:58:13

Middle Channel

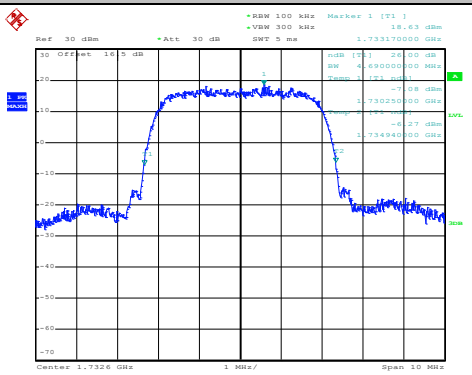

Date: 23.MAR.2018 09:58:53

Highest Channel

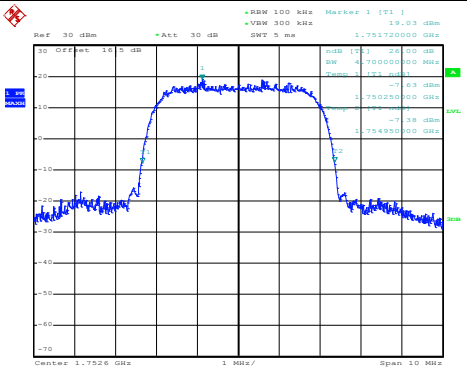

Date: 23.MAR.2018 09:59:24

Occupied Bandwidth

Mode	WCDMA Band V 99% OBW(MHz)	WCDMA Band II 99% OBW(MHz)	WCDMA Band IV 99% OBW(MHz)
Mod.	RMC 12.2Kbps	RMC 12.2Kbps	RMC 12.2Kbps
Lowest CH	4.14	4.13	4.14
Middle CH	4.13	4.14	4.12
Highest CH	4.13	4.16	4.14

WCDMA Band V (RMC 12.2Kbps)	WCDMA Band II (RMC 12.2Kbps)
Lowest Channel	**Lowest Channel**
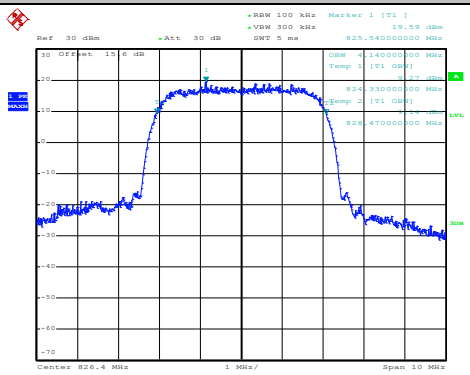 Date: 23.MAR.2018 09:40:41	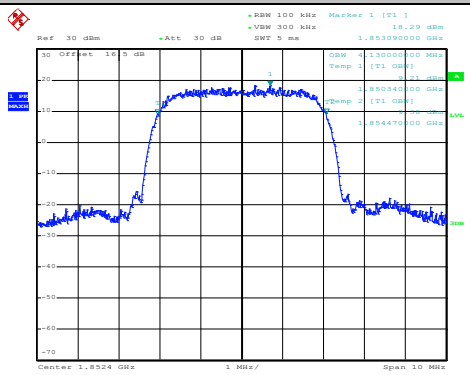 Date: 23.MAR.2018 09:19:26
Middle Channel	**Middle Channel**
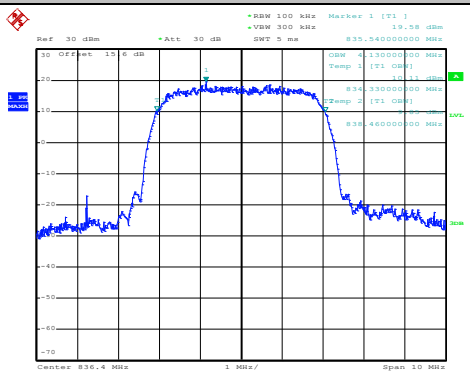 Date: 23.MAR.2018 09:41:15	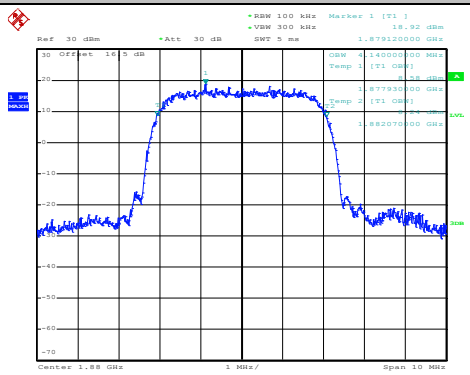 Date: 23.MAR.2018 09:20:00
Highest Channel	**Highest Channel**
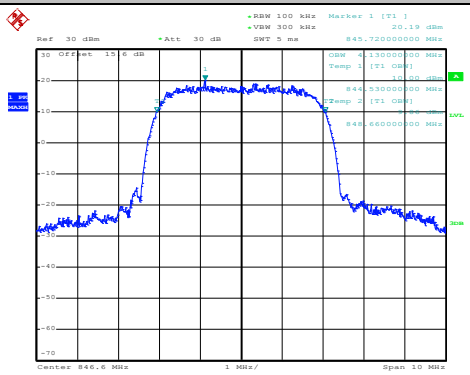 Date: 23.MAR.2018 09:41:48	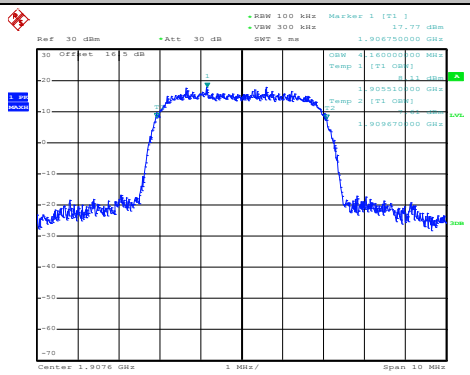 Date: 23.MAR.2018 09:20:30

WCDMA Band IV (RMC 12.2Kbps)

Lowest Channel

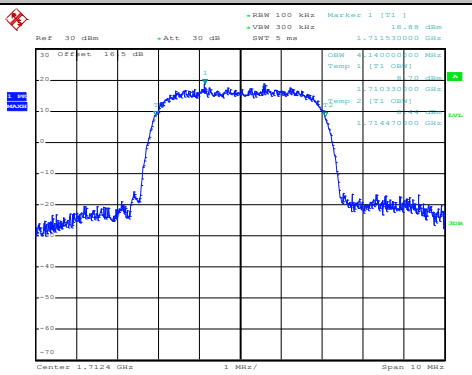

Date: 23.MAR.2018 09:59:59

Middle Channel

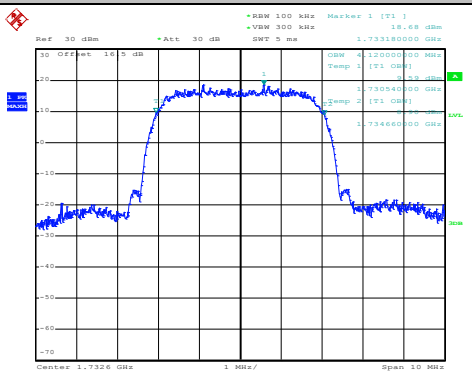

Date: 23.MAR.2018 10:00:29

Highest Channel

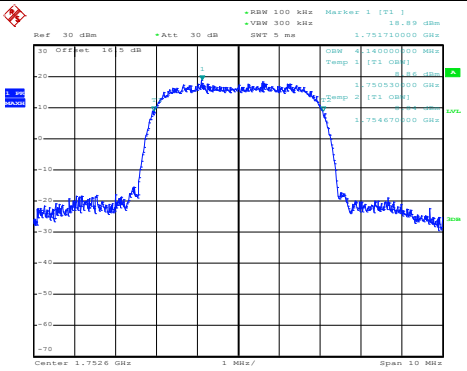

Date: 23.MAR.2018 10:01:02

Conducted Band Edge

WCDMA Band V (RMC 12.2Kbps)

Lowest Band Edge

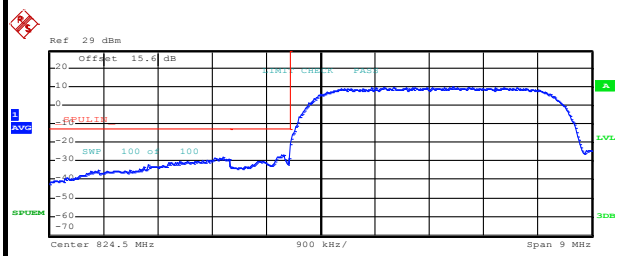

Start [Hz]	Stop [Hz]	RBW [Hz]	Freq [Hz]	PwrAbs [dBm]	ΔLimit [dB]
820.000 M	823.000 M	100.00 k	822.883000 M	-28.28	-15.28
823.000 M	824.000 M	50.00 k	823.884000 M	-27.09	-14.09
824.000 M	829.000 M	100.00 k	826.685000 M	9.73	-25.27

Date: 23.MAR.2018 09:44:34

Highest Band Edge

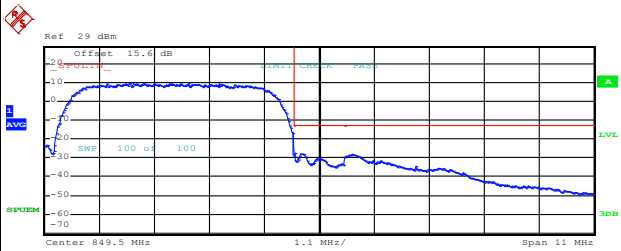

Start [Hz]	Stop [Hz]	RBW [Hz]	Freq [Hz]	PwrAbs [dBm]	ΔLimit [dB]
844.000 M	849.000 M	100.00 k	845.705000 M	10.23	-24.77
849.000 M	850.000 M	50.00 k	849.004000 M	-27.69	-14.69
850.000 M	855.000 M	100.00 k	850.160000 M	-28.10	-15.10

Date: 23.MAR.2018 09:47:30

WCDMA Band II (RMC 12.2Kbps)

Lowest Band Edge

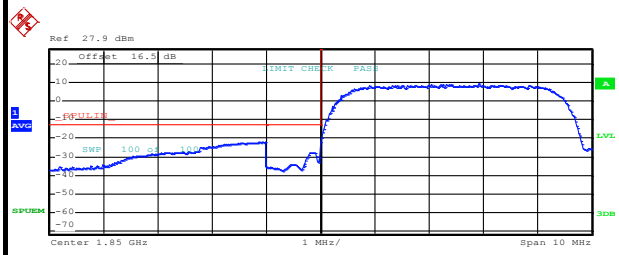

Start [Hz]	Stop [Hz]	RBW [Hz]	Freq [Hz]	PwrAbs [dBm]	ΔLimit [dB]
1.845 G	1.849 G	1.00 M	1.848936 G	-22.02	-9.02
1.849 G	1.850 G	50.00 k	1.849868 G	-27.80	-14.80
1.850 G	1.855 G	100.00 k	1.852920 G	9.28	-25.72

Date: 23.MAR.2018 09:23:23

Highest Band Edge

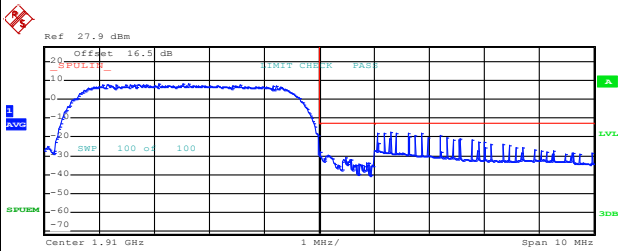

Start [Hz]	Stop [Hz]	RBW [Hz]	Freq [Hz]	PwrAbs [dBm]	ΔLimit [dB]
1.905 G	1.910 G	100.00 k	1.907625 G	8.38	-26.62
1.910 G	1.911 G	50.00 k	1.910012 G	-27.95	-14.95
1.911 G	1.915 G	1.00 M	1.911288 G	-17.47	-4.47

Date: 23.MAR.2018 09:28:20

WCDMA Band IV (RMC 12.2Kbps)

Lowest Band Edge

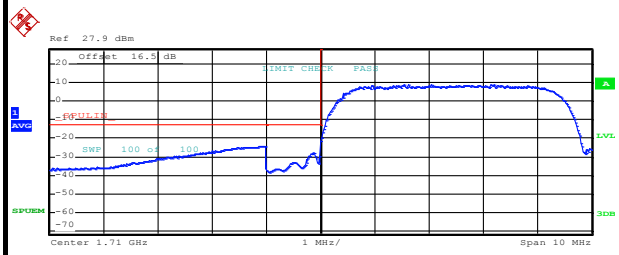

Start [Hz]	Stop [Hz]	RBW [Hz]	Freq [Hz]	PwrAbs [dBm]	Δ Limit [dB]
1.705 G	1.709 G	1.00 M	1.708912 G	-24.32	-11.32
1.709 G	1.710 G	50.00 k	1.709876 G	-27.98	-14.98
1.710 G	1.715 G	100.00 k	1.713140 G	8.99	-26.01

Date: 23.MAR.2018 10:03:59

Highest Band Edge

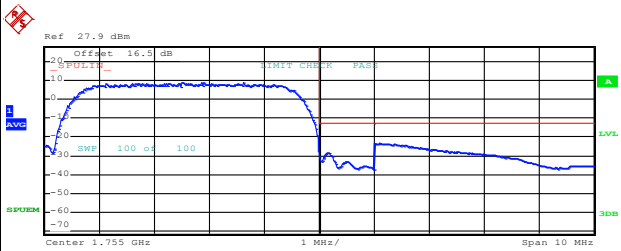

Start [Hz]	Stop [Hz]	RBW [Hz]	Freq [Hz]	PwrAbs [dBm]	Δ Limit [dB]
1.750 G	1.755 G	100.00 k	1.752510 G	8.74	-26.26
1.755 G	1.756 G	50.00 k	1.755144 G	-28.30	-15.30
1.756 G	1.760 G	1.00 M	1.756000 G	-23.35	-10.35

Date: 23.MAR.2018 10:06:48

Conducted Spurious Emission

WCDMA Band V (RMC 12.2Kbps)

Lowest Channel

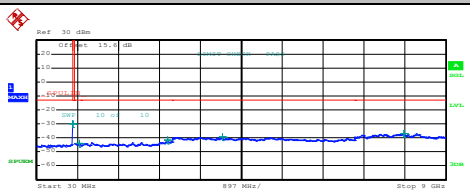

Start [Hz]	Stop [Hz]	RBW [Hz]	Freq [Hz]	PwrAbs [dBm]	ΔLimit [dB]
30.000 M	820.000 M	1.00 M	819.802500 M	-30.00	-17.00
855.000 M	1.000 G	1.00 M	954.107507 M	-43.84	-30.84
1.000 G	3.000 G	1.00 M	2.898500 G	-41.86	-28.86
3.000 G	7.000 G	1.00 M	4.102000 G	-39.55	-26.55
7.000 G	9.000 G	1.00 M	8.088500 G	-37.23	-24.23

Date: 23.MAR.2018 09:34:05

Lowest Channel

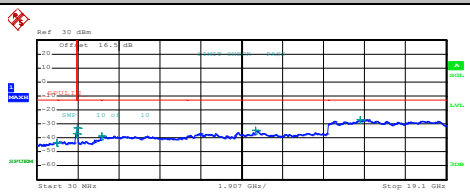

Start [Hz]	Stop [Hz]	RBW [Hz]	Freq [Hz]	PwrAbs [dBm]	ΔLimit [dB]
30.000 M	1.000 G	1.00 M	956.356000 M	-43.37	-30.37
1.000 G	1.845 G	1.00 M	1.843099 G	-36.75	-23.75
1.915 G	3.000 G	1.00 M	1.916627 G	-32.73	-19.73
3.000 G	7.000 G	1.00 M	3.037000 G	-38.78	-25.78
7.000 G	13.600 G	1.00 M	10.230700 G	-34.61	-21.61
13.600 G	19.100 G	1.00 M	15.106313 G	-26.83	-13.83

Date: 23.MAR.2018 09:29:15

Middle Channel

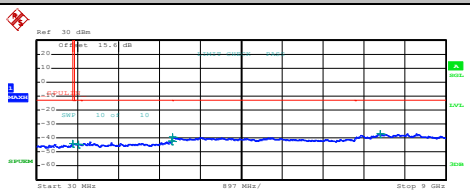

Start [Hz]	Stop [Hz]	RBW [Hz]	Freq [Hz]	PwrAbs [dBm]	ΔLimit [dB]
30.000 M	820.000 M	1.00 M	819.802500 M	-43.71	-30.71
855.000 M	1.000 G	1.00 M	952.077507 M	-44.33	-31.33
1.000 G	3.000 G	1.00 M	2.990500 G	-42.47	-29.47
3.000 G	7.000 G	1.00 M	3.017000 G	-39.31	-26.31
7.000 G	9.000 G	1.00 M	7.556000 G	-36.99	-23.99

Date: 23.MAR.2018 09:34:57

Middle Channel

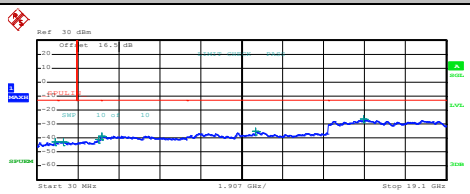

Start [Hz]	Stop [Hz]	RBW [Hz]	Freq [Hz]	PwrAbs [dBm]	ΔLimit [dB]
30.000 M	1.000 G	1.00 M	873.415000 M	-42.64	-29.64
1.000 G	1.845 G	1.00 M	1.238924 G	-42.56	-29.56
1.915 G	3.000 G	1.00 M	2.875225 G	-40.79	-27.79
3.000 G	7.000 G	1.00 M	3.045000 G	-38.65	-25.65
7.000 G	13.600 G	1.00 M	10.222450 G	-35.48	-22.48
13.600 G	19.100 G	1.00 M	15.232813 G	-26.68	-13.68

Date: 23.MAR.2018 09:30:06

Highest Channel

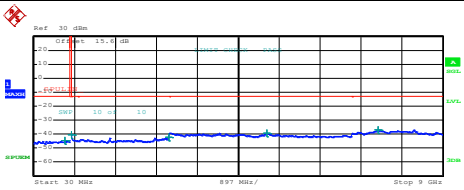

Start [Hz]	Stop [Hz]	RBW [Hz]	Freq [Hz]	PwrAbs [dBm]	ΔLimit [dB]
30.000 M	820.000 M	1.00 M	708.017500 M	-44.44	-31.44
855.000 M	1.000 G	1.00 M	855.036250 M	-40.31	-27.31
1.000 G	3.000 G	1.00 M	2.997500 G	-42.18	-29.18
3.000 G	7.000 G	1.00 M	5.144000 G	-39.21	-26.21
7.000 G	9.000 G	1.00 M	7.589000 G	-37.11	-24.11

Date: 23.MAR.2018 09:35:47

Highest Channel

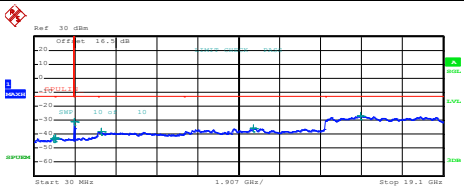

Start [Hz]	Stop [Hz]	RBW [Hz]	Freq [Hz]	PwrAbs [dBm]	ΔLimit [dB]
30.000 M	1.000 G	1.00 M	943.497500 M	-43.29	-30.29
1.000 G	1.845 G	1.00 M	1.039081 G	-42.68	-29.68
1.915 G	3.000 G	1.00 M	1.915542 G	-31.15	-18.15
3.000 G	7.000 G	1.00 M	3.171000 G	-38.13	-25.13
7.000 G	13.600 G	1.00 M	10.241425 G	-35.71	-22.71
13.600 G	19.100 G	1.00 M	15.241750 G	-26.86	-13.86

WCDMA Band IV (RMC 12.2Kbps)

Lowest Channel

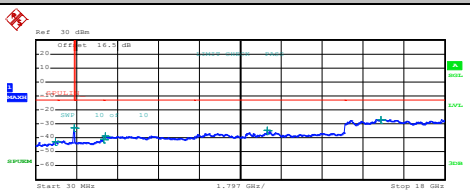

Start [Hz]	Stop [Hz]	RBW [Hz]	Freq [Hz]	PwrAbs [dBm]	ΔLimit [dB]
30.000 M	1.000 G	1.00 M	883.357500 M	-42.95	-29.95
1.000 G	1.705 G	1.00 M	1.704648 G	-32.82	-19.82
1.760 G	3.000 G	1.00 M	2.996590 G	-40.86	-27.86
3.000 G	7.000 G	1.00 M	3.099000 G	-38.63	-25.63
7.000 G	13.600 G	1.00 M	10.217500 G	-34.78	-21.78
13.600 G	18.000 G	1.00 M	15.187850 G	-27.05	-14.05

Date: 23.MAR.2018 09:54:34

Middle Channel

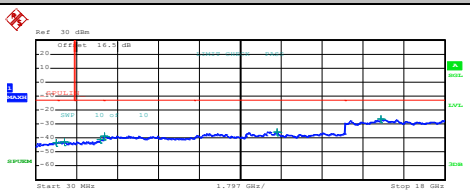

Start [Hz]	Stop [Hz]	RBW [Hz]	Freq [Hz]	PwrAbs [dBm]	ΔLimit [dB]
30.000 M	1.000 G	1.00 M	929.675000 M	-43.31	-30.31
1.000 G	1.705 G	1.00 M	1.274950 G	-42.52	-29.52
1.760 G	3.000 G	1.00 M	2.853370 G	-41.15	-28.15
3.000 G	7.000 G	1.00 M	3.049000 G	-38.46	-25.46
7.000 G	13.600 G	1.00 M	10.649800 G	-35.58	-22.58
13.600 G	18.000 G	1.00 M	15.202700 G	-26.71	-13.71

Date: 23.MAR.2018 09:55:25

Highest Channel

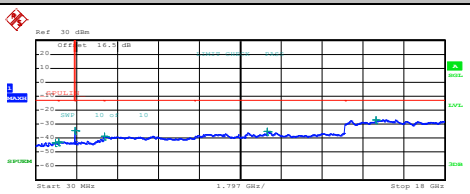

Start [Hz]	Stop [Hz]	RBW [Hz]	Freq [Hz]	PwrAbs [dBm]	ΔLimit [dB]
30.000 M	1.000 G	1.00 M	885.055000 M	-43.13	-30.13
1.000 G	1.705 G	1.00 M	1.042124 G	-42.64	-29.64
1.760 G	3.000 G	1.00 M	1.763720 G	-34.58	-21.58
3.000 G	7.000 G	1.00 M	3.031000 G	-38.62	-25.62
7.000 G	13.600 G	1.00 M	10.210075 G	-35.19	-22.19
13.600 G	18.000 G	1.00 M	14.995350 G	-26.80	-13.80

Date: 23.MAR.2018 09:56:16

Frequency Stability

Test Conditions	Middle Channel	WCDMA Band V (RMC 12.2Kbps)	Limit 2.5ppm
Temperature (°C)	Voltage (Volt)	Deviation (ppm)	Result
50	Normal Voltage	0.0024	PASS
40	Normal Voltage	0.0024	
30	Normal Voltage	0.0000	
20(Ref.)	Normal Voltage	0.0000	
10	Normal Voltage	0.0167	
0	Normal Voltage	0.0024	
-10	Normal Voltage	0.0000	
-20	Normal Voltage	0.0155	
-30	Normal Voltage	0.0155	
20	Maximum Voltage	0.0012	
20	Normal Voltage	0.0000	
20	Battery End Point	0.0012	

Test Conditions	Middle Channel	WCDMA Band II (RMC 12.2Kbps)	Limit Note 2.
Temperature (°C)	Voltage (Volt)	Deviation (ppm)	Result
50	Normal Voltage	0.0000	PASS
40	Normal Voltage	0.0021	
30	Normal Voltage	0.0005	
20(Ref.)	Normal Voltage	0.0000	
10	Normal Voltage	0.0021	
0	Normal Voltage	0.0059	
-10	Normal Voltage	0.0037	
-20	Normal Voltage	0.0037	
-30	Normal Voltage	0.0032	
20	Maximum Voltage	0.0021	
20	Normal Voltage	0.0000	
20	Battery End Point	0.0000	

Test Conditions	Middle Channel	WCDMA Band IV (RMC 12.2Kbps)	Limit Note 2.
Temperature (°C)	Voltage (Volt)	Deviation (ppm)	Result
50	Normal Voltage	0.0219	PASS
40	Normal Voltage	0.0208	
30	Normal Voltage	0.0162	
20(Ref.)	Normal Voltage	0.0000	
10	Normal Voltage	0.0052	
0	Normal Voltage	0.0046	
-10	Normal Voltage	0.0035	
-20	Normal Voltage	0.0006	
-30	Normal Voltage	0.0012	
20	Maximum Voltage	0.0219	
20	Normal Voltage	0.0000	
20	Battery End Point	0.0006	

Note:

1. Normal Voltage = 3.8V. ；Battery End Point (BEP) = 3.3 V.；Maximum Voltage =4.4 V

2. The frequency fundamental emissions stay within the authorized frequency block.

A4. CDMA

Peak-to-Average Ratio

Mode	CDMA BC0	CDMA BC1	Limit: 13dB
Mod.	1xRTT	1xRTT	Result
Lowest CH	3.88	3.36	PASS
Middle CH	3.72	3.36	
Highest CH	3.60	3.40	

Mode	CDMA BC0	CDMA BC1	Limit: 13dB
Mod.	1xEV-DO Rev. 0	1xEV-DO Rev. 0	Result
Lowest CH	4.08	3.52	PASS
Middle CH	4.08	3.44	
Highest CH	3.80	3.44	

CDMA BC0 (1xRTT)

Lowest Channel

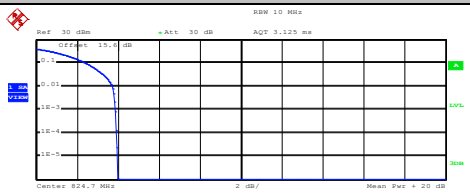

Complementary Cumulative Distribution Function (100000 samples)

	Trace 1
Mean	18.46 dBm
Peak	22.42 dBm
Crest	3.96 dB
10 %	2.44 dB
1 %	3.72 dB
.1 %	3.88 dB
.01 %	3.92 dB

Date: 28.MAR.2018 11:00:11

CDMA BC1 (1xRTT)

Lowest Channel

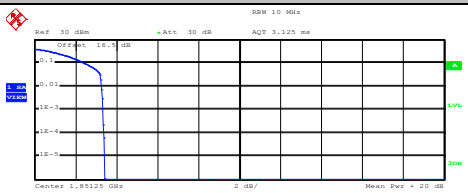

Complementary Cumulative Distribution Function (100000 samples)

	Trace 1
Mean	19.15 dBm
Peak	22.56 dBm
Crest	3.41 dB
10 %	2.48 dB
1 %	3.28 dB
.1 %	3.36 dB
.01 %	3.40 dB

Date: 28.MAR.2018 13:39:27

Middle Channel

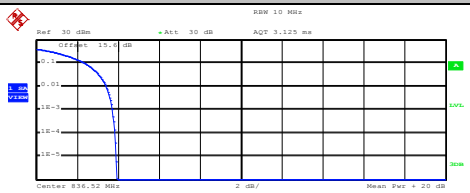

Complementary Cumulative Distribution Function (100000 samples)

	Trace 1
Mean	18.11 dBm
Peak	22.07 dBm
Crest	3.95 dB
10 %	2.40 dB
1 %	3.44 dB
.1 %	3.72 dB
.01 %	3.84 dB

Date: 28.MAR.2018 11:00:28

Middle Channel

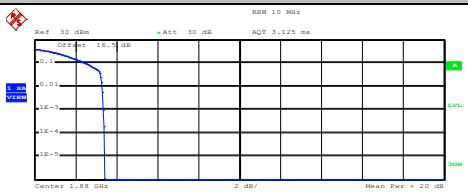

Complementary Cumulative Distribution Function (100000 samples)

	Trace 1
Mean	18.52 dBm
Peak	21.93 dBm
Crest	3.40 dB
10 %	2.52 dB
1 %	3.32 dB
.1 %	3.36 dB
.01 %	3.44 dB

Date: 28.MAR.2018 13:39:41

Highest Channel

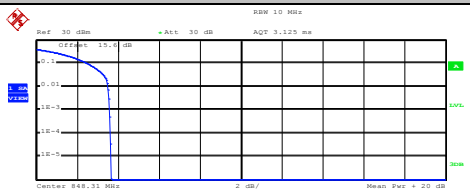

Complementary Cumulative Distribution Function (100000 samples)

	Trace 1
Mean	17.41 dBm
Peak	21.08 dBm
Crest	3.67 dB
10 %	2.52 dB
1 %	3.52 dB
.1 %	3.60 dB
.01 %	3.64 dB

Date: 28.MAR.2018 11:00:43

Highest Channel

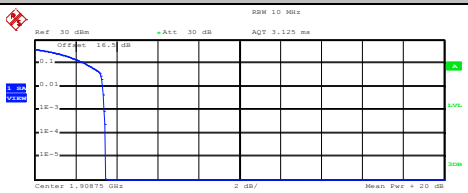

Complementary Cumulative Distribution Function (100000 samples)

	Trace 1
Mean	17.19 dBm
Peak	20.66 dBm
Crest	3.47 dB
10 %	2.48 dB
1 %	3.32 dB
.1 %	3.40 dB
.01 %	3.48 dB

Date: 28.MAR.2018 13:39:58

CDMA BC0 (1xEV-DO Rev. 0)

Lowest Channel

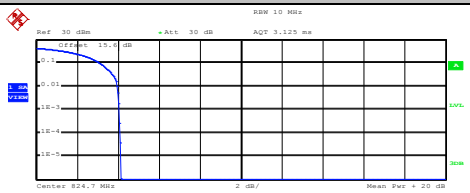

Complementary Cumulative Distribution Function (100000 samples)

	Trace 1
Mean	24.16 dBm
Peak	28.28 dBm
Crest	4.12 dB
10 %	3.12 dB
1 %	3.96 dB
.1 %	4.08 dB
.01 %	4.12 dB

Date: 22.JUN.2018 22:50:33

Middle Channel

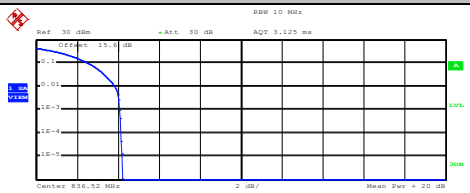

Complementary Cumulative Distribution Function (100000 samples)

	Trace 1
Mean	24.00 dBm
Peak	28.21 dBm
Crest	4.21 dB
10 %	2.60 dB
1 %	3.84 dB
.1 %	4.08 dB
.01 %	4.16 dB

Date: 22.JUN.2018 22:50:52

Highest Channel

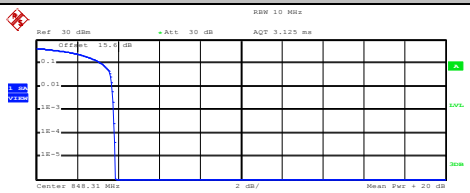

Complementary Cumulative Distribution Function (100000 samples)

	Trace 1
Mean	24.01 dBm
Peak	27.85 dBm
Crest	3.84 dB
10 %	3.20 dB
1 %	3.72 dB
.1 %	3.80 dB
.01 %	3.84 dB

Date: 22.JUN.2018 22:51:22

CDMA BC1 (1xEV-DO Rev. 0)

Lowest Channel

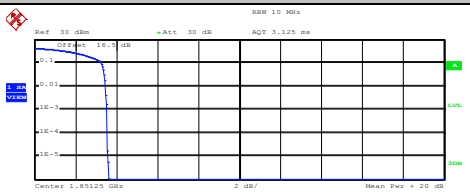

Complementary Cumulative Distribution Function (100000 samples)

	Trace 1
Mean	21.84 dBm
Peak	25.46 dBm
Crest	3.61 dB
10 %	3.24 dB
1 %	3.48 dB
.1 %	3.52 dB
.01 %	3.56 dB

Date: 22.JUN.2018 23:18:11

Middle Channel

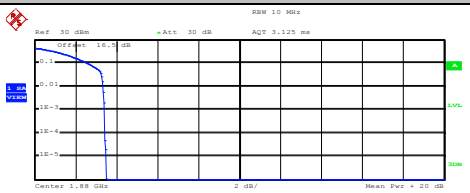

Complementary Cumulative Distribution Function (100000 samples)

	Trace 1
Mean	22.09 dBm
Peak	25.60 dBm
Crest	3.50 dB
10 %	2.64 dB
1 %	3.36 dB
.1 %	3.44 dB
.01 %	3.44 dB

Date: 22.JUN.2018 23:18:36

Highest Channel

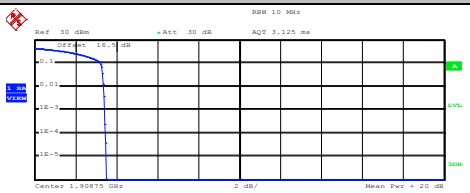

Complementary Cumulative Distribution Function (100000 samples)

	Trace 1
Mean	21.41 dBm
Peak	24.89 dBm
Crest	3.48 dB
10 %	3.24 dB
1 %	3.36 dB
.1 %	3.44 dB
.01 %	3.48 dB

Date: 22.JUN.2018 23:19:08

26dB Bandwidth

Mode	CDMA BC0 26dB BW(MHz)	CDMA BC1 26dB BW(MHz)
Mod.	1xRTT	1xRTT
Lowest CH	1.43	1.44
Middle CH	1.44	1.44
Highest CH	1.43	1.44

Mode	CDMA BC0 26dB BW(MHz)	CDMA BC1 26dB BW(MHz)
Mod.	1xEV-DO Rev. 0	1xEV-DO Rev. 0
Lowest CH	1.42	1.43
Middle CH	1.42	1.44
Highest CH	1.43	1.43

CDMA BC0 (1xRTT)

Lowest Channel

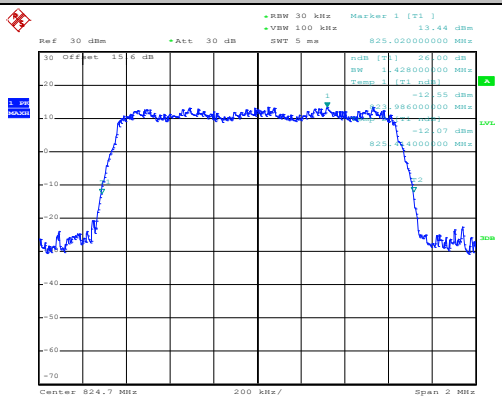

Date: 28.MAR.2018 10:41:37

Middle Channel

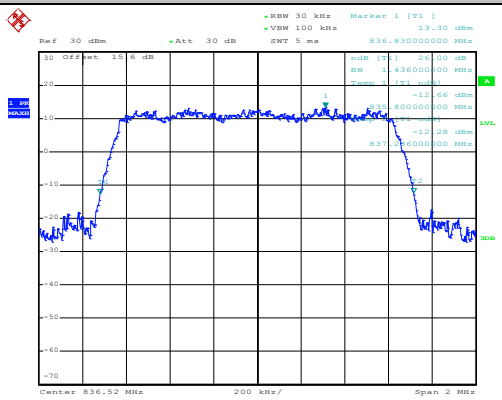

Date: 28.MAR.2018 10:42:13

Highest Channel

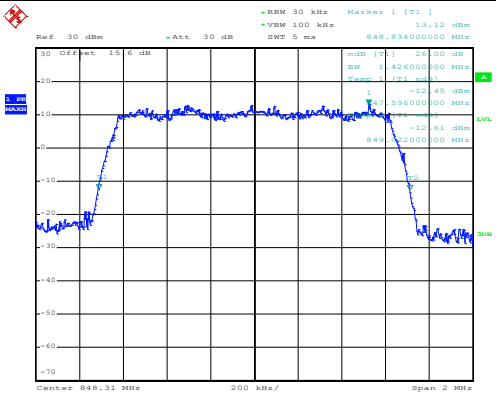

Date: 28.MAR.2018 10:42:46

CDMA BC1 (1xRTT)

Lowest Channel

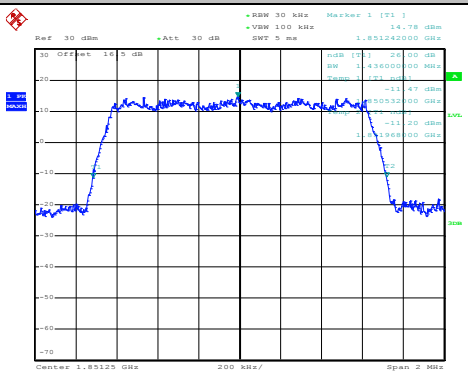

Date: 28.MAR.2018 13:36:09

Middle Channel

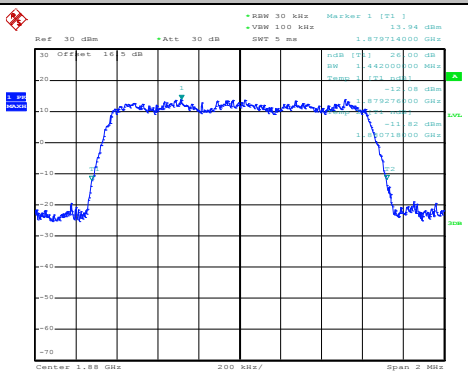

Date: 28.MAR.2018 13:36:44

Highest Channel

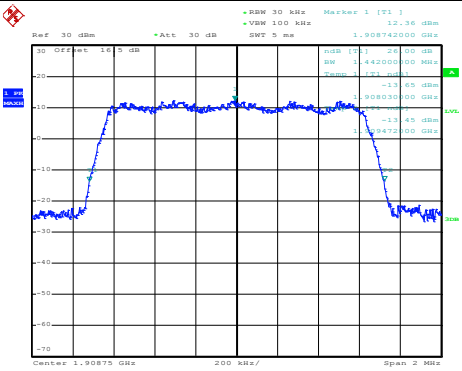

Date: 28.MAR.2018 13:37:19

CDMA BC0 (1xEV-DO Rev. 0)	CDMA BC1 (1xEV-DO Rev. 0)
Lowest Channel	**Lowest Channel**
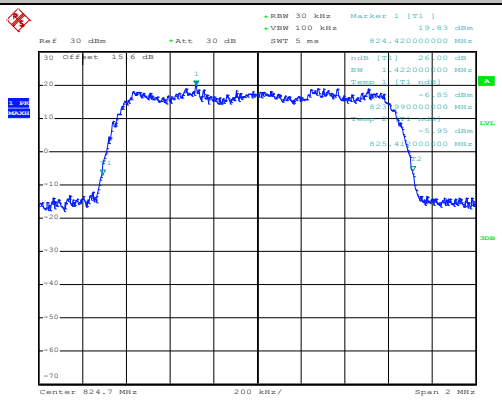 Date: 22.JUN.2018 22:23:32	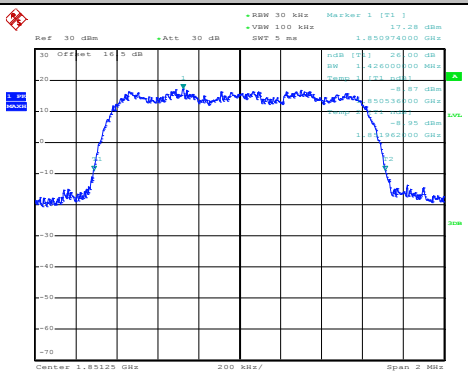 Date: 22.JUN.2018 22:53:51
Middle Channel	**Middle Channel**
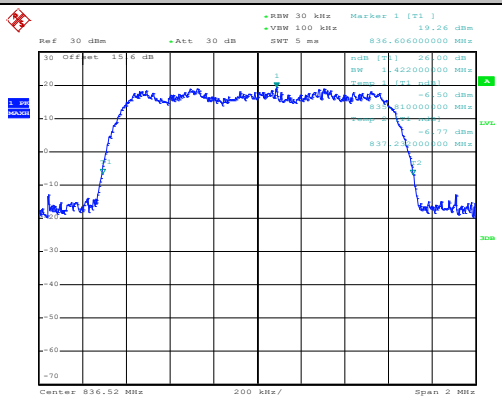 Date: 22.JUN.2018 22:24:12	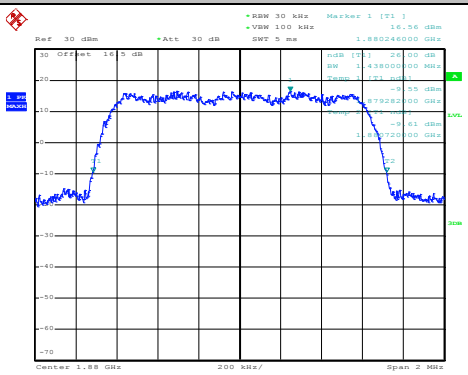 Date: 22.JUN.2018 22:54:32
Highest Channel	**Highest Channel**
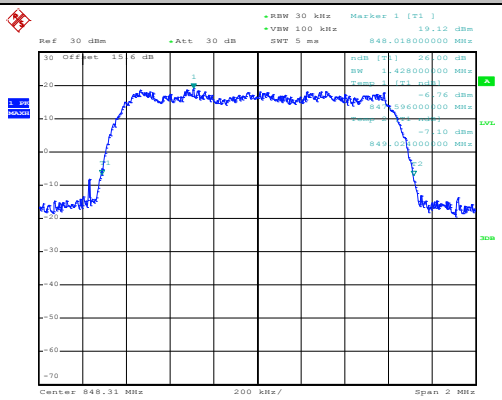 Date: 22.JUN.2018 22:25:00	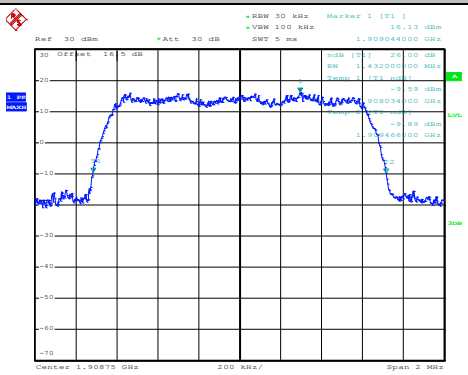 Date: 22.JUN.2018 22:55:13

Occupied Bandwidth

Mode	CDMA BC0 99% OBW(MHz)	CDMA BC1 99% OBW(MHz)
Mod.	1xRTT	1xRTT
Lowest CH	1.28	1.28
Middle CH	1.28	1.28
Highest CH	1.27	1.28

Mode	CDMA BC0 99% OBW(MHz)	CDMA BC1 99% OBW(MHz)
Mod.	1xEV-DO Rev. 0	1xEV-DO Rev. 0
Lowest CH	1.28	1.28
Middle CH	1.28	1.27
Highest CH	1.28	1.28

CDMA BC0 (1xRTT)	CDMA BC1 (1xRTT)
Lowest Channel	**Lowest Channel**
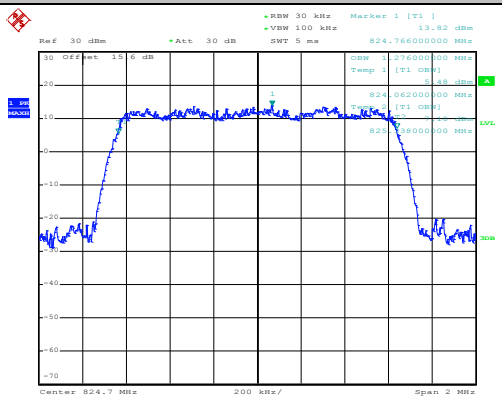 Date: 28.MAR.2018 10:47:39	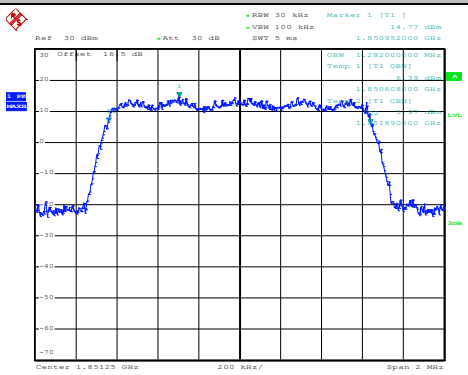 Date: 28.MAR.2018 13:37:59
Middle Channel	**Middle Channel**
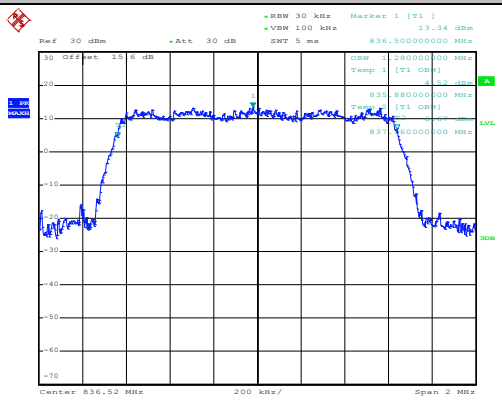 Date: 28.MAR.2018 10:49:53	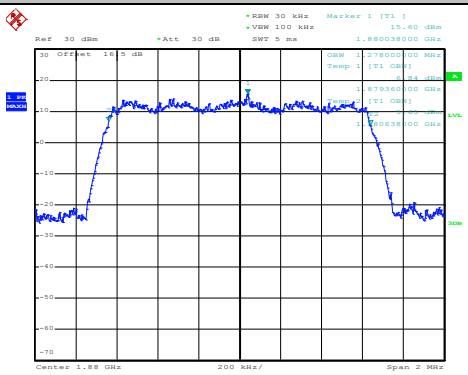 Date: 28.MAR.2018 13:38:31
Highest Channel	**Highest Channel**
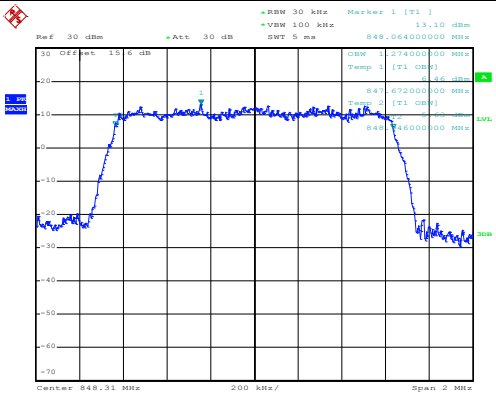 Date: 28.MAR.2018 10:50:27	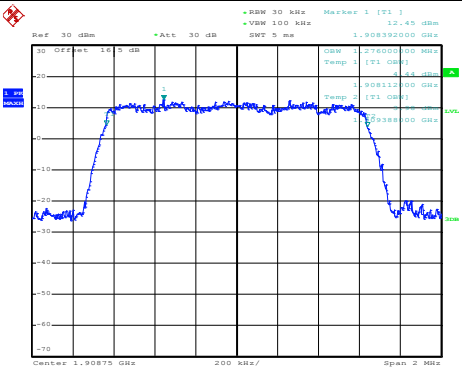 Date: 28.MAR.2018 13:39:05

CDMA BC0 (1xEV-DO Rev. 0)	CDMA BC1 (1xEV-DO Rev. 0)
Lowest Channel	**Lowest Channel**
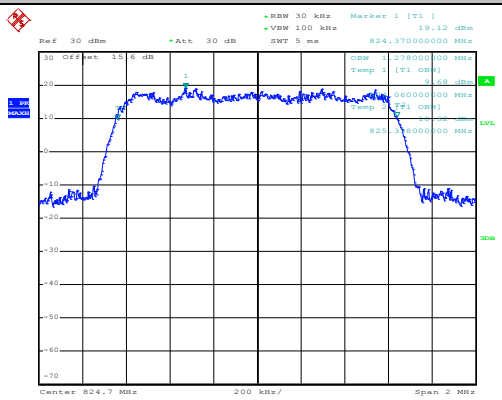 Date: 22.JUN.2018 21:27:23	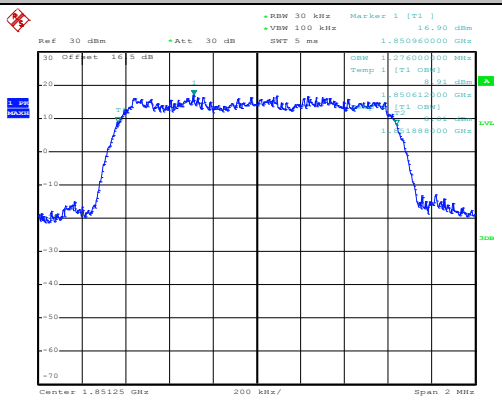 Date: 22.JUN.2018 22:09:25
Middle Channel	**Middle Channel**
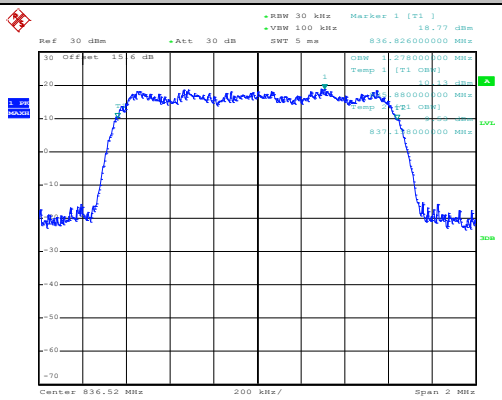 Date: 22.JUN.2018 21:27:56	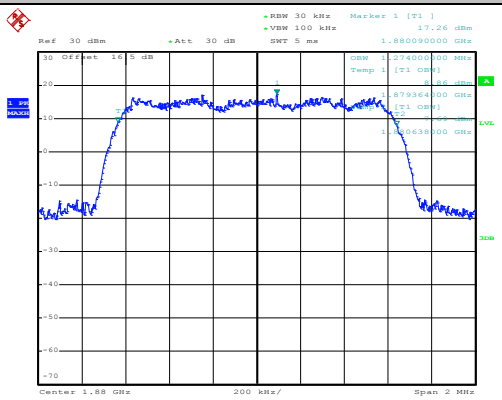 Date: 22.JUN.2018 22:10:04
Highest Channel	**Highest Channel**
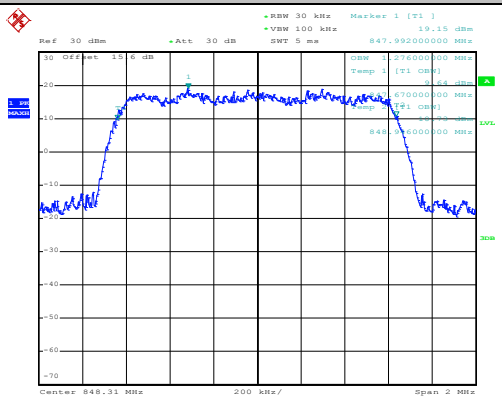 Date: 22.JUN.2018 21:28:29	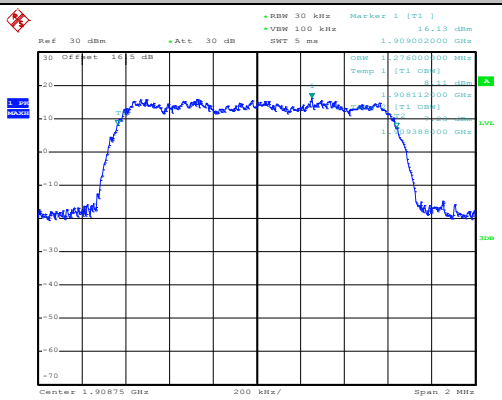 Date: 22.JUN.2018 22:10:37

Conducted Band Edge

CDMA BC0 (1xRTT)

Lowest Band Edge

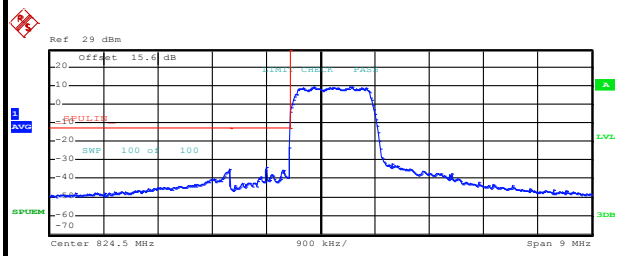

Start [Hz]	Stop [Hz]	RBW [Hz]	Freq [Hz]	PwrAbs [dBm]	Δ Limit [dB]
820.000 M	823.000 M	100.00 k	822.991000 M	-34.94	-21.94
823.000 M	824.000 M	14.00 k	823.996000 M	-23.55	-10.55
824.000 M	829.000 M	100.00 k	824.390000 M	9.69	-25.31

Date: 28.MAR.2018 10:53:21

Highest Band Edge

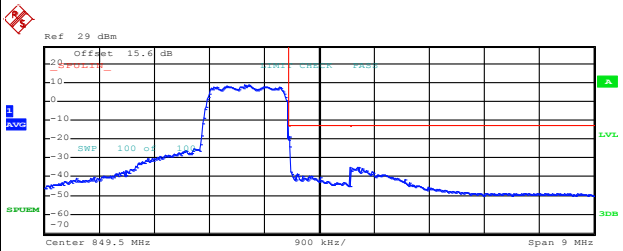

Start [Hz]	Stop [Hz]	RBW [Hz]	Freq [Hz]	PwrAbs [dBm]	Δ Limit [dB]
845.000 M	849.000 M	100.00 k	848.276000 M	8.77	-26.23
849.000 M	850.000 M	14.00 k	849.004000 M	-18.72	-5.72
850.000 M	854.000 M	100.00 k	850.004000 M	-34.75	-21.75

Date: 28.MAR.2018 10:56:08

CDMA BC1 (1xRTT)

Lowest Band Edge

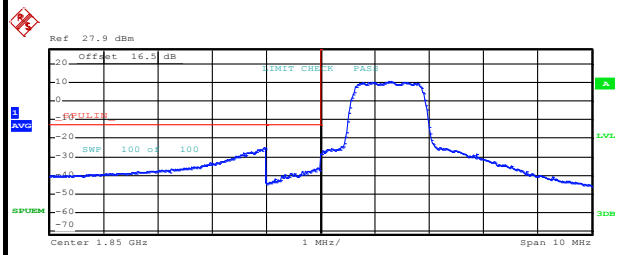

Start [Hz]	Stop [Hz]	RBW [Hz]	Freq [Hz]	PwrAbs [dBm]	Δ Limit [dB]
1.845 G	1.849 G	1.00 M	1.848952 G	-24.82	-11.82
1.849 G	1.850 G	14.00 k	1.849928 G	-36.31	-23.31
1.850 G	1.855 G	100.00 k	1.851305 G	10.50	-24.50

Date: 28.MAR.2018 13:42:49

Highest Band Edge

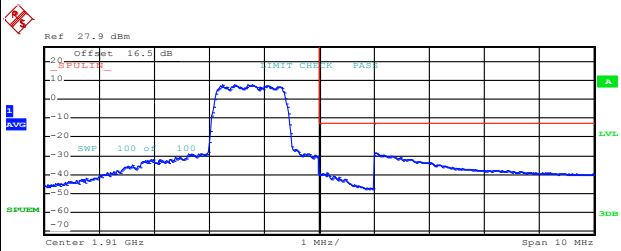

Start [Hz]	Stop [Hz]	RBW [Hz]	Freq [Hz]	PwrAbs [dBm]	Δ Limit [dB]
1.905 G	1.910 G	100.00 k	1.908705 G	7.94	-27.06
1.910 G	1.911 G	14.00 k	1.910144 G	-39.17	-26.17
1.911 G	1.915 G	1.00 M	1.911016 G	-28.48	-15.48

Date: 28.MAR.2018 13:45:36

CDMA BC0 (1xEV-DO Rev. 0)

Lowest Band Edge

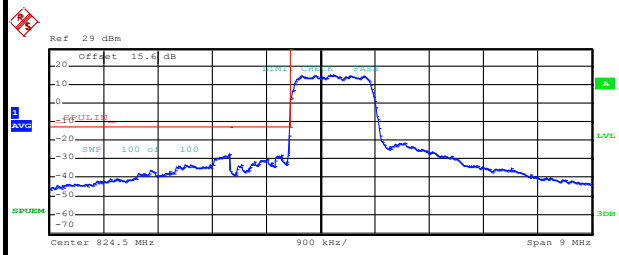

Start [Hz]	Stop [Hz]	RBW [Hz]	Freq [Hz]	PwrAbs [dBm]	Δ Limit [dB]
820.000 M	823.000 M	100.00 k	822.997000 M	-27.33	-14.33
823.000 M	824.000 M	14.00 k	823.996000 M	-18.55	-5.55
824.000 M	829.000 M	100.00 k	824.650000 M	15.13	-19.87

Date: 22.JUN.2018 22:28:14

Highest Band Edge

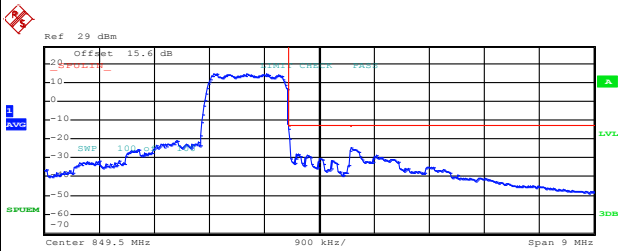

Start [Hz]	Stop [Hz]	RBW [Hz]	Freq [Hz]	PwrAbs [dBm]	Δ Limit [dB]
845.000 M	849.000 M	100.00 k	847.828000 M	14.56	-20.44
849.000 M	850.000 M	14.00 k	849.012000 M	-15.22	-2.22
850.000 M	854.000 M	100.00 k	850.012000 M	-24.68	-11.68

Date: 22.JUN.2018 22:44:45

CDMA BC1 (1xEV-DO Rev. 0)

Lowest Band Edge

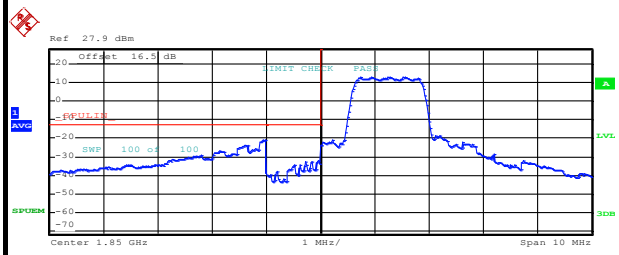

Start [Hz]	Stop [Hz]	RBW [Hz]	Freq [Hz]	PwrAbs [dBm]	ΔLimit [dB]
1.845 G	1.849 G	1.00 M	1.848968 G	-21.02	-8.02
1.849 G	1.850 G	14.00 k	1.849952 G	-32.24	-19.24
1.850 G	1.855 G	100.00 k	1.851565 G	13.09	-21.91

Date: 22.JUN.2018 22:58:45

Highest Band Edge

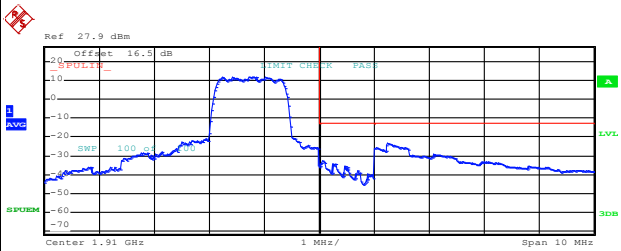

Start [Hz]	Stop [Hz]	RBW [Hz]	Freq [Hz]	PwrAbs [dBm]	ΔLimit [dB]
1.905 G	1.910 G	100.00 k	1.908820 G	12.08	-22.92
1.910 G	1.911 G	14.00 k	1.910064 G	-32.89	-19.89
1.911 G	1.915 G	1.00 M	1.911232 G	-23.55	-10.55

Date: 22.JUN.2018 23:14:02

Conducted Spurious Emission

CDMA BC0 (1xRTT)

Lowest Channel

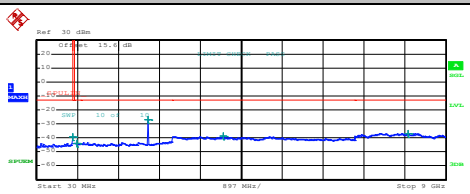

Start [Hz]	Stop [Hz]	RBW [Hz]	Freq [Hz]	PwrAbs [dBm]	ΔLimit [dB]
30.000 M	820.000 M	1.00 M	819.605000 M	-39.47	-26.47
855.000 M	1.000 G	1.00 M	913.036254 M	-43.69	-30.69
1.000 G	3.000 G	1.00 M	2.475000 G	-27.18	-14.18
3.000 G	7.000 G	1.00 M	4.124000 G	-38.49	-25.49
7.000 G	9.000 G	1.00 M	8.175500 G	-36.70	-23.70

Date: 28.MAR.2018 10:57:07

Lowest Channel

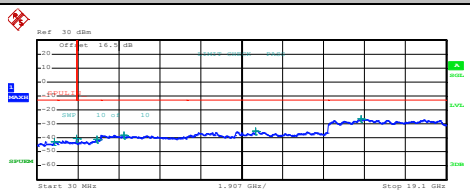

Start [Hz]	Stop [Hz]	RBW [Hz]	Freq [Hz]	PwrAbs [dBm]	ΔLimit [dB]
30.000 M	1.000 G	1.00 M	839.707500 M	-42.55	-29.55
1.000 G	1.845 G	1.00 M	1.844366 G	-40.55	-27.55
1.915 G	3.000 G	1.00 M	2.829926 G	-40.95	-27.95
3.000 G	7.000 G	1.00 M	4.077000 G	-38.06	-25.06
7.000 G	13.600 G	1.00 M	10.212550 G	-35.22	-22.22
13.600 G	19.100 G	1.00 M	15.150313 G	-26.65	-13.65

Date: 28.MAR.2018 13:33:48

Middle Channel

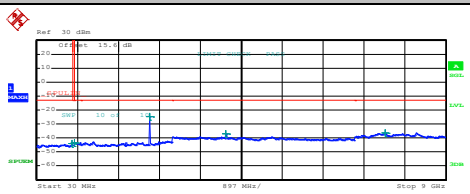

Start [Hz]	Stop [Hz]	RBW [Hz]	Freq [Hz]	PwrAbs [dBm]	ΔLimit [dB]
30.000 M	820.000 M	1.00 M	795.905000 M	-44.23	-31.23
855.000 M	1.000 G	1.00 M	862.793751 M	-43.56	-30.56
1.000 G	3.000 G	1.00 M	2.509500 G	-24.60	-11.60
3.000 G	7.000 G	1.00 M	4.182000 G	-37.01	-24.01
7.000 G	9.000 G	1.00 M	7.665500 G	-36.45	-23.45

Date: 28.MAR.2018 10:58:09

Middle Channel

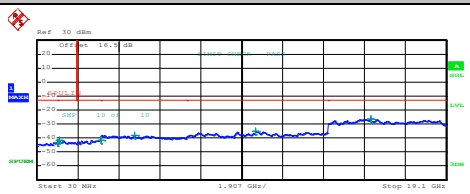

Start [Hz]	Stop [Hz]	RBW [Hz]	Freq [Hz]	PwrAbs [dBm]	ΔLimit [dB]
30.000 M	1.000 G	1.00 M	978.417500 M	-43.23	-30.23
1.000 G	1.845 G	1.00 M	1.059995 G	-41.81	-28.81
1.915 G	3.000 G	1.00 M	2.994032 G	-41.51	-28.51
3.000 G	7.000 G	1.00 M	4.573000 G	-38.27	-25.27
7.000 G	13.600 G	1.00 M	10.219150 G	-35.17	-22.17
13.600 G	19.100 G	1.00 M	15.580000 G	-26.71	-13.71

Date: 28.MAR.2018 13:34:39

Highest Channel

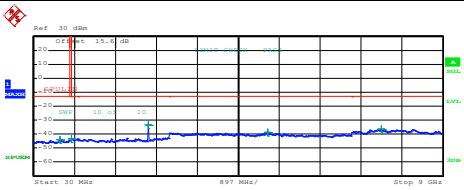

Start [Hz]	Stop [Hz]	RBW [Hz]	Freq [Hz]	PwrAbs [dBm]	ΔLimit [dB]
30.000 M	820.000 M	1.00 M	609.465000 M	-44.17	-31.17
855.000 M	1.000 G	1.00 M	862.830001 M	-43.13	-30.13
1.000 G	3.000 G	1.00 M	2.545500 G	-33.21	-20.21
3.000 G	7.000 G	1.00 M	5.166000 G	-38.87	-25.87
7.000 G	9.000 G	1.00 M	7.656000 G	-36.49	-23.49

Date: 28.MAR.2018 10:59:18

Highest Channel

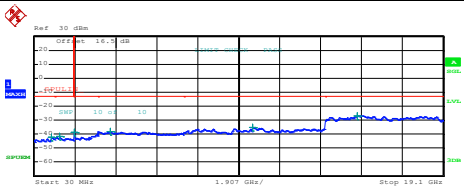

Start [Hz]	Stop [Hz]	RBW [Hz]	Freq [Hz]	PwrAbs [dBm]	ΔLimit [dB]
30.000 M	1.000 G	1.00 M	840.192500 M	-42.31	-29.31
1.000 G	1.845 G	1.00 M	1.209983 G	-41.38	-28.38
1.915 G	3.000 G	1.00 M	1.915271 G	-38.83	-25.83
3.000 G	7.000 G	1.00 M	3.571000 G	-38.09	-25.09
7.000 G	13.600 G	1.00 M	10.216675 G	-35.09	-22.09
13.600 G	19.100 G	1.00 M	15.086375 G	-26.73	-13.73

Date: 28.MAR.2018 13:35:31

CDMA BC0 (1xEV-DO Rev. 0)

Lowest Channel

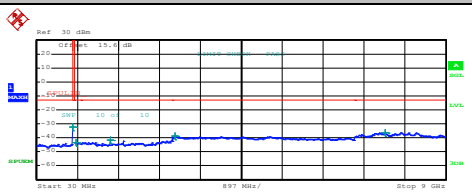

Start [Hz]	Stop [Hz]	RBW [Hz]	Freq [Hz]	PwrAbs [dBm]	ΔLimit [dB]
30.000 M	820.000 M	1.00 M	819.802500 M	-32.43	-19.43
855.000 M	1.000 G	1.00 M	895.165003 M	-43.32	-30.32
1.000 G	3.000 G	1.00 M	1.649000 G	-41.39	-28.39
3.000 G	7.000 G	1.00 M	3.069000 G	-38.99	-25.99
7.000 G	9.000 G	1.00 M	7.668000 G	-36.32	-23.32

Date: 22.JUN.2018 22:46:14

Lowest Channel

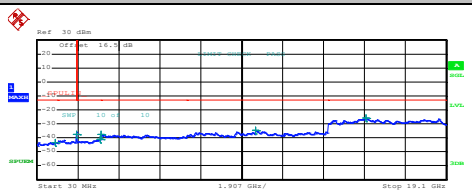

Start [Hz]	Stop [Hz]	RBW [Hz]	Freq [Hz]	PwrAbs [dBm]	ΔLimit [dB]
30.000 M	1.000 G	1.00 M	870.505000 M	-43.20	-30.20
1.000 G	1.845 G	1.00 M	1.844366 G	-37.38	-24.38
1.915 G	3.000 G	1.00 M	2.983454 G	-40.93	-27.93
3.000 G	7.000 G	1.00 M	3.007000 G	-37.65	-24.65
7.000 G	13.600 G	1.00 M	10.231525 G	-34.89	-21.89
13.600 G	19.100 G	1.00 M	15.362063 G	-25.80	-12.80

Date: 22.JUN.2018 23:15:13

Middle Channel

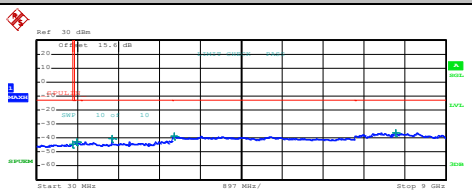

Start [Hz]	Stop [Hz]	RBW [Hz]	Freq [Hz]	PwrAbs [dBm]	ΔLimit [dB]
30.000 M	820.000 M	1.00 M	818.025000 M	-44.47	-31.47
855.000 M	1.000 G	1.00 M	908.432504 M	-43.10	-30.10
1.000 G	3.000 G	1.00 M	1.673500 G	-40.20	-27.20
3.000 G	7.000 G	1.00 M	3.042000 G	-38.88	-25.88
7.000 G	9.000 G	1.00 M	7.906000 G	-36.45	-23.45

Date: 22.JUN.2018 22:47:22

Middle Channel

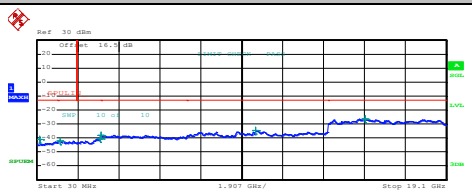

Start [Hz]	Stop [Hz]	RBW [Hz]	Freq [Hz]	PwrAbs [dBm]	ΔLimit [dB]
30.000 M	1.000 G	1.00 M	142.035000 M	-41.27	-28.27
1.000 G	1.845 G	1.00 M	1.100344 G	-42.18	-29.18
1.915 G	3.000 G	1.00 M	2.985081 G	-40.54	-27.54
3.000 G	7.000 G	1.00 M	3.002000 G	-37.94	-24.94
7.000 G	13.600 G	1.00 M	10.212550 G	-34.56	-21.56
13.600 G	19.100 G	1.00 M	15.308438 G	-26.43	-13.43

Date: 22.JUN.2018 23:16:15

Highest Channel

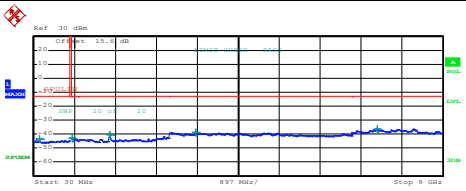

Start [Hz]	Stop [Hz]	RBW [Hz]	Freq [Hz]	PwrAbs [dBm]	ΔLimit [dB]
30.000 M	820.000 M	1.00 M	155.610000 M	-43.68	-30.68
855.000 M	1.000 G	1.00 M	875.988751 M	-42.69	-29.69
1.000 G	3.000 G	1.00 M	1.696000 G	-40.41	-27.41
3.000 G	7.000 G	1.00 M	3.591000 G	-38.84	-25.84
7.000 G	9.000 G	1.00 M	7.571000 G	-36.11	-23.11

Date: 22.JUN.2018 22:48:20

Highest Channel

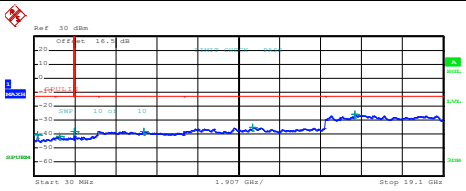

Start [Hz]	Stop [Hz]	RBW [Hz]	Freq [Hz]	PwrAbs [dBm]	ΔLimit [dB]
30.000 M	1.000 G	1.00 M	170.165000 M	-40.58	-27.58
1.000 G	1.845 G	1.00 M	1.229629 G	-41.39	-28.39
1.915 G	3.000 G	1.00 M	1.915271 G	-38.11	-25.11
3.000 G	7.000 G	1.00 M	5.151000 G	-37.91	-24.91
7.000 G	13.600 G	1.00 M	10.207600 G	-35.40	-22.40
13.600 G	19.100 G	1.00 M	14.990813 G	-26.10	-13.10

Date: 22.JUN.2018 23:17:13

Frequency Stability

Test Conditions	Middle Channel	CDMA BC0 (1xRTT)	Limit 2.5ppm
Temperature (°C)	Voltage (Volt)	Deviation (ppm)	Result
50	Normal Voltage	0.0012	PASS
40	Normal Voltage	0.0012	
30	Normal Voltage	0.0012	
20(Ref.)	Normal Voltage	0.0000	
10	Normal Voltage	0.0036	
0	Normal Voltage	0.0024	
-10	Normal Voltage	0.0108	
-20	Normal Voltage	0.0108	
-30	Normal Voltage	0.0096	
20	Maximum Voltage	0.0012	
20	Normal Voltage	0.0000	
20	Battery End Point	0.0024	

Test Conditions	Middle Channel	CDMA BC1 (1xRTT)	Limit Note 2.
Temperature (°C)	Voltage (Volt)	Deviation (ppm)	Result
50	Normal Voltage	0.0037	PASS
40	Normal Voltage	0.0027	
30	Normal Voltage	0.0027	
20(Ref.)	Normal Voltage	0.0000	
10	Normal Voltage	0.0037	
0	Normal Voltage	0.0053	
-10	Normal Voltage	0.0112	
-20	Normal Voltage	0.0069	
-30	Normal Voltage	0.0112	
20	Maximum Voltage	0.0170	
20	Normal Voltage	0.0000	
20	Battery End Point	0.0176	

Test Conditions	Middle Channel	CDMA BC0 (EVDO)	Limit 2.5ppm
Temperature (°C)	Voltage (Volt)	Deviation (ppm)	Result
50	Normal Voltage	0.0010	PASS
40	Normal Voltage	0.0008	
30	Normal Voltage	0.0009	
20(Ref.)	Normal Voltage	0.0000	
10	Normal Voltage	0.0032	
0	Normal Voltage	0.0028	
-10	Normal Voltage	0.0119	
-20	Normal Voltage	0.0122	
-30	Normal Voltage	0.0098	
20	Maximum Voltage	0.0011	
20	Normal Voltage	0.0000	
20	Battery End Point	0.0022	

Test Conditions	Middle Channel	CDMA BC1 (EVDO)	Limit Note 2.
Temperature (°C)	Voltage (Volt)	Deviation (ppm)	Result
50	Normal Voltage	0.0039	PASS
40	Normal Voltage	0.0026	
30	Normal Voltage	0.0028	
20(Ref.)	Normal Voltage	0.0000	
10	Normal Voltage	0.0041	
0	Normal Voltage	0.0055	
-10	Normal Voltage	0.0114	
-20	Normal Voltage	0.0073	
-30	Normal Voltage	0.0207	
20	Maximum Voltage	0.0172	
20	Normal Voltage	0.0000	
20	Battery End Point	0.0174	

Note:

1. Normal Voltage = 3.8V. ；Battery End Point (BEP) = 3.3 V.；Maximum Voltage =4.4 V

2. The frequency fundamental emissions stay within the authorized frequency block.

Appendix B. Test Results of ERP/EIRP and Radiated Test

ERP/EIRP

<For Main Antenna>

Channel	Mode	Conducted		ERP	
		Power (dBm)	Power (Watts)	ERP(dBm)	ERP(W)
Lowest	GSM850	32.38	1.7298	30.26	1.0617
Middle	GSM	32.30	1.6982	30.18	1.0423
Highest	(GT - LC = 0.03 dB)	32.44	1.7539	30.32	1.0765
Lowest	GSM850	25.79	0.3793	23.67	0.2328
Middle	EDGE class 8	25.85	0.3846	23.73	0.2360
Highest	(GT - LC = 0.03 dB)	25.72	0.3733	23.60	0.2291
Lowest	WCDMA Band V	23.90	0.2455	21.78	0.1507
Middle	RMC 12.2Kbps	24.00	0.2512	21.88	0.1542
Highest	(GT - LC = 0.03 dB)	23.98	0.2500	21.86	0.1535
Lowest	CDMA BC0	24.11	0.2576	21.99	0.1581
Middle	1xRTT	24.07	0.2553	21.95	0.1567
Highest	(GT - LC = 0.03 dB)	24.26	0.2667	22.14	0.1637
Lowest	CDMA BC0	24.11	0.2576	21.99	0.1581
Middle	1xEV-DO	24.09	0.2564	21.97	0.1574
Highest	(GT - LC = 0.03 dB)	24.19	0.2624	22.07	0.1611
Limit	ERP < 7W	Result		PASS	

Channel	Mode	Conducted		EIRP	
		Power (dBm)	Power (Watts)	EIRP(dBm)	EIRP(W)
Lowest	GSM1900	29.30	0.8511	29.30	0.8511
Middle	GPRS class 8	29.19	0.8299	29.19	0.8299
Highest	(GT - LC = 0 dB)	29.00	0.7943	29.00	0.7943
Lowest	GSM1900	26.33	0.4295	26.33	0.4295
Middle	EDGE class 8	26.04	0.4018	26.04	0.4018
Highest	(GT - LC = 0 dB)	25.70	0.3715	25.70	0.3715
Lowest	WCDMA Band II	23.29	0.2133	23.59	0.2286
Middle	RMC 12.2Kbps	23.54	0.2259	23.84	0.2421
Highest	(GT - LC = 0.3 dB)	23.02	0.2004	23.32	0.2148
Lowest	CDMA BC1	23.49	0.2234	23.79	0.2393
Middle	1xRTT	23.50	0.2239	23.80	0.2399
Highest	(GT - LC = 0.3 dB)	23.22	0.2099	23.52	0.2249
Lowest	CDMA BC1	23.48	0.2228	23.78	0.2388
Middle	1xEV-DO	23.50	0.2239	23.80	0.2399
Highest	(GT - LC = 0.3 dB)	23.24	0.2109	23.54	0.2259
Limit	EIRP < 2W	Result		PASS	

Channel	Mode	Conducted		EIRP	
		Power (dBm)	Power (Watts)	EIRP(dBm)	EIRP(W)
Lowest	WCDMA Band IV	23.47	0.2223	24.45	0.2786
Middle	RMC 12.2Kbps	23.50	0.2239	24.48	0.2805
Highest	(GT - LC = 0.98 dB)	23.49	0.2234	24.47	0.2799
Limit	EIRP < 1W	Result		PASS	

<For Aux. Antenna>

Channel	Mode	Conducted		ERP	
		Power (dBm)	Power (Watts)	ERP(dBm)	ERP(W)
Lowest	GSM850	32.38	1.7298	25.67	0.3690
Middle	GSM	32.30	1.6982	25.59	0.3622
Highest	(GT - LC = -4.56 dB)	32.44	1.7539	25.73	0.3741
Lowest	GSM850	25.79	0.3793	19.08	0.0809
Middle	EDGE class 8	25.85	0.3846	19.14	0.0820
Highest	(GT - LC = -4.56 dB)	25.72	0.3733	19.01	0.0796
Lowest	WCDMA Band V	23.90	0.2455	17.19	0.0524
Middle	RMC 12.2Kbps	24.00	0.2512	17.29	0.0536
Highest	(GT - LC = -4.56 dB)	23.98	0.2500	17.27	0.0533
Lowest	CDMA BC0	24.11	0.2576	17.40	0.0550
Middle	1xRTT	24.07	0.2553	17.36	0.0545
Highest	(GT - LC = -4.56 dB)	24.26	0.2667	17.55	0.0569
Lowest	CDMA BC0	24.11	0.2576	17.40	0.0550
Middle	1xEV-DO	24.09	0.2564	17.38	0.0547
Highest	(GT - LC = -4.56 dB)	24.19	0.2624	17.48	0.0560
Limit	ERP < 7W	Result		PASS	

Channel	Mode	Conducted		EIRP	
		Power (dBm)	Power (Watts)	EIRP(dBm)	EIRP(W)
Lowest	GSM1900	29.30	0.8511	29.23	0.8375
Middle	GPRS class 8	29.19	0.8299	29.12	0.8166
Highest	(GT - LC = -0.07 dB)	29.00	0.7943	28.93	0.7816
Lowest	GSM1900	26.33	0.4295	26.26	0.4227
Middle	EDGE class 8	26.04	0.4018	25.97	0.3954
Highest	(GT - LC = -0.07 dB)	25.70	0.3715	25.63	0.3656
Lowest	WCDMA Band II	23.29	0.2133	23.22	0.2099
Middle	RMC 12.2Kbps	23.54	0.2259	23.47	0.2223
Highest	(GT - LC = -0.07 dB)	23.02	0.2004	22.95	0.1972
Lowest	CDMA BC1	23.49	0.2234	23.42	0.2198
Middle	1xRTT	23.50	0.2239	23.43	0.2203
Highest	(GT - LC = -0.07 dB)	23.22	0.2099	23.15	0.2065
Lowest	CDMA BC1	23.48	0.2228	23.41	0.2193
Middle	1xEV-DO	23.50	0.2239	23.43	0.2203
Highest	(GT - LC = -0.07 dB)	23.24	0.2109	23.17	0.2075
Limit	EIRP < 2W	Result		PASS	

Channel	Mode	Conducted		EIRP	
		Power (dBm)	Power (Watts)	EIRP(dBm)	EIRP(W)
Lowest	WCDMA Band IV	23.47	0.2223	24.10	0.2570
Middle	RMC 12.2Kbps	23.50	0.2239	24.13	0.2588
Highest	(GT - LC = 0.63 dB)	23.49	0.2234	24.12	0.2582
Limit	EIRP < 1W	Result		PASS	

Radiated Spurious Emission

<Main Antenna>

<For Adapter Mode>

GPRS850

GPRS 850									
Channel	Frequency (MHz)	ERP (dBm)	Limit (dBm)	Over Limit (dB)	SPA Reading (dBm)	S.G. Power (dBm)	TX Cable loss (dB)	TX Antenna Gain (dBi)	Polarization (H/V)
Lowest	1648	-47.65	-13	-34.65	-60.17	-53.04	1.23	8.76	H
	2472	-26.85	-13	-13.85	-42.18	-33.74	1.44	10.48	H
	3296	-56.73	-13	-43.73	-73.8	-64.67	1.70	11.79	H
	4120	-49.29	-13	-36.29	-67.4	-57.15	2.09	12.10	H
	1648	-47.30	-13	-34.30	-57.63	-52.69	1.23	8.76	V
	2472	-31.79	-13	-18.79	-46.51	-38.68	1.44	10.48	V
	3296	-54.38	-13	-41.38	-71	-62.32	1.70	11.79	V
	4120	-54.05	-13	-41.05	-71.95	-61.91	2.09	12.10	V
Middle	1672	-46.60	-13	-33.60	-59.36	-52.07	1.24	8.85	H
	2512	-34.40	-13	-21.40	-49.55	-41.32	1.44	10.51	H
	3344	-58.54	-13	-45.54	-75.48	-66.58	1.74	11.93	H
	4184	-52.78	-13	-39.78	-70.85	-60.66	2.07	12.10	H
	1672	-50.18	-13	-37.18	-60.52	-55.65	1.24	8.85	V
	2512	-34.24	-13	-21.24	-48.94	-41.16	1.44	10.51	V
	3344	-55.38	-13	-42.38	-71.86	-63.42	1.74	11.93	V
	4184	-48.87	-13	-35.87	-66.82	-56.75	2.07	12.10	V
Highest	1696	-53.88	-13	-40.88	-67.08	-59.43	1.24	8.94	H
	2544	-35.56	-13	-22.56	-50.59	-42.50	1.44	10.54	H
	3392	-59.91	-13	-46.91	-76.64	-68.05	1.78	12.08	H
	4248	-50.82	-13	-37.82	-69.38	-58.72	2.05	12.10	H
	1696	-50.34	-13	-37.34	-60.88	-55.89	1.24	8.94	V
	2544	-36.33	-13	-23.33	-51.02	-43.27	1.44	10.54	V
	3392	-56.38	-13	-43.38	-72.65	-64.52	1.78	12.08	V
	4248	-49.26	-13	-36.26	-67.62	-57.16	2.05	12.10	V

Remark: Spurious emissions within 30-1000MHz were found more than 20dB below limit line.

EDGE850

EDGE 850									
Channel	Frequency (MHz)	ERP (dBm)	Limit (dBm)	Over Limit (dB)	SPA Reading (dBm)	S.G. Power (dBm)	TX Cable loss (dB)	TX Antenna Gain (dBi)	Polarization (H/V)
Lowest	1648	-54.02	-13	-41.02	-66.54	-59.41	1.23	8.76	H
	2472	-33.06	-13	-20.06	-48.39	-39.95	1.44	10.48	H
	4120	-55.17	-13	-42.17	-73.28	-63.03	2.09	12.10	H
	1648	-56.71	-13	-43.71	-66.94	-62.10	1.23	8.76	V
	2472	-36.56	-13	-23.56	-51.28	-43.45	1.44	10.48	V
	4120	-56.69	-13	-43.69	-74.59	-64.55	2.09	12.10	V
Middle	1672	-55.74	-13	-42.74	-68.5	-61.21	1.24	8.85	H
	2512	-35.49	-13	-22.49	-50.64	-42.41	1.44	10.51	H
	4184	-57.41	-13	-44.41	-75.48	-65.29	2.07	12.10	H
	1672	-58.17	-13	-45.17	-68.51	-63.64	1.24	8.85	V
	2512	-37.28	-13	-24.28	-51.98	-44.20	1.44	10.51	V
	4184	-54.17	-13	-41.17	-72.12	-62.05	2.07	12.10	V
Highest	1696	-58.84	-13	-45.84	-72.04	-64.39	1.24	8.94	H
	2544	-39.72	-13	-26.72	-54.75	-46.66	1.44	10.54	H
	4248	-57.98	-13	-44.98	-76.54	-65.88	2.05	12.10	H
	1696	-60.03	-13	-47.03	-70.57	-65.58	1.24	8.94	V
	2544	-43.40	-13	-30.40	-58.09	-50.34	1.44	10.54	V
	4248	-56.36	-13	-43.36	-74.72	-64.26	2.05	12.10	V

Remark: Spurious emissions within 30-1000MHz were found more than 20dB below limit line.

WCDMA850

WCDMA 850									
Channel	Frequency (MHz)	ERP (dBm)	Limit (dBm)	Over Limit (dB)	SPA Reading (dBm)	S.G. Power (dBm)	TX Cable loss (dB)	TX Antenna Gain (dBi)	Polarization (H/V)
Lowest	1653	-61.93	-13	-48.93	-74.34	-67.33	1.23	1653	H
	2480	-47.52	-13	-34.52	-62.85	-54.42	1.44	2480	H
	3304	-60.35	-13	-47.35	-77.42	-68.30	1.71	3304	H
	1648	-64.72	-13	-51.72	-74.98	-70.11	1.23	8.76	V
	2480	-50.36	-13	-37.36	-65.08	-57.26	1.44	10.48	V
	3304	-60.66	-13	-47.66	-77.28	-68.61	1.71	11.81	V
Middle	1672	-61.43	-13	-48.43	-74.19	-66.90	1.24	8.85	H
	2512	-43.92	-13	-30.92	-59.07	-50.84	1.44	10.51	H
	4184	-59.88	-13	-46.88	-76.82	-67.76	2.07	12.10	H
	1672	-63.68	-13	-50.68	-74.02	-69.15	1.24	8.85	V
	2512	-48.50	-13	-35.50	-63.2	-55.42	1.44	10.51	V
	4184	-60.71	-13	-47.71	-77.19	-68.59	2.07	12.10	V
Highest	1696	-62.03	-13	-49.03	-75.23	-67.58	1.24	8.94	H
	2544	-49.49	-13	-36.49	-64.52	-56.43	1.44	10.54	H
	3392	-60.26	-13	-47.26	-76.99	-68.40	1.78	12.08	H
	1696	-62.63	-13	-49.63	-73.17	-68.18	1.24	8.94	V
	2544	-52.31	-13	-39.31	-67	-59.25	1.44	10.54	V
	3392	-60.55	-13	-47.55	-76.82	-68.69	1.78	12.08	V

Remark: Spurious emissions within 30-1000MHz were found more than 20dB below limit line.

CDMA BC0

CDMA 850 BC0									
Channel	Frequency (MHz)	ERP (dBm)	Limit (dBm)	Over Limit (dB)	SPA Reading (dBm)	S.G. Power (dBm)	TX Cable loss (dB)	TX Antenna Gain (dBi)	Polarization (H/V)
Lowest	1648	-58.37	-13	-45.37	-70.89	-63.76	1.23	8.76	H
	2472	-60.49	-13	-47.49	-75.82	-67.38	1.44	10.48	H
	3299	-59.82	-13	-46.82	-76.89	-67.76	1.71	11.80	H
	1648	-64.08	-13	-51.08	-74.31	-69.47	1.23	8.76	V
	2472	-60.10	-13	-47.10	-74.82	-66.99	1.44	10.48	V
	3299	-60.13	-13	-47.13	-76.75	-68.07	1.71	11.80	V
Middle	1672	-61.10	-13	-48.10	-73.86	-66.57	1.24	8.85	H
	2512	-61.03	-13	-48.03	-76.18	-67.95	1.44	10.51	H
	3336	-59.77	-13	-46.77	-76.63	-67.79	1.74	11.91	H
	1672	-62.78	-13	-49.78	-73.12	-68.25	1.24	8.85	V
	2512	-60.93	-13	-47.93	-75.63	-67.85	1.44	10.51	V
	3336	-59.59	-13	-46.59	-75.99	-67.61	1.74	11.91	V
Highest	1696	-61.83	-13	-48.83	-75.03	-67.38	1.24	8.94	H
	2545	-60.55	-13	-47.55	-75.58	-67.49	1.44	10.54	H
	3393	-58.91	-13	-45.91	-75.64	-67.06	1.78	12.08	H
	1696	-63.36	-13	-50.36	-73.9	-68.91	1.24	8.94	V
	2545	-60.93	-13	-47.93	-75.62	-67.87	1.44	10.54	V
	3393	-60.48	-13	-47.48	-76.75	-68.63	1.78	12.08	V

Remark: Spurious emissions within 30-1000MHz were found more than 20dB below limit line.

GPRS1900

GPRS 1900									
Channel	Frequency (MHz)	EIRP (dBm)	Limit (dBm)	Over Limit (dB)	SPA Reading (dBm)	S.G. Power (dBm)	TX Cable loss (dB)	TX Antenna Gain (dBi)	Polarization (H/V)
Lowest	3700	-55.35	-13	-42.35	-73.21	-65.66	1.97	12.28	H
	5548	-42.71	-13	-29.71	-64	-52.83	2.14	12.27	H
	9251	-42.32	-13	-29.32	-72.98	-52.20	2.22	12.10	H
	3700	-51.91	-13	-38.91	-69.17	-62.22	1.97	12.28	V
	5548	-40.64	-13	-27.64	-62.17	-50.76	2.14	12.27	V
	9251	-43.69	-13	-30.69	-73.3	-53.57	2.22	12.10	V
Middle	3763	-53.24	-13	-40.24	-70.9	-63.48	2.01	12.24	H
	5639	-46.41	-13	-33.41	-67.58	-56.68	2.12	12.39	H
	9398	-40.87	-13	-27.87	-28.87	-50.63	2.16	11.92	H
	3763	-50.60	-13	-37.60	-67.76	-60.84	2.01	12.24	V
	5639	-43.10	-13	-30.10	-64.46	-53.37	2.12	12.39	V
	9398	-43.30	-13	-30.30	-72.94	-53.06	2.16	11.92	V
Highest	3819	-43.61	-13	-30.61	-61.23	-53.78	2.04	12.21	H
	5730	-48.99	-13	-35.99	-70.21	-59.41	2.10	12.52	H
	9552	-43.55	-13	-30.55	-74.11	-53.26	2.09	11.80	H
	3819	-49.60	-13	-36.60	-66.78	-59.77	2.04	12.21	V
	5730	-46.12	-13	-33.12	-67.47	-56.54	2.10	12.52	V
	9552	-45.38	-13	-32.38	-74.6	-55.09	2.09	11.80	V

Remark: Spurious emissions within 30-1000MHz were found more than 20dB below limit line.

EDGE1900

EDGE 1900									
Channel	Frequency (MHz)	EIRP (dBm)	Limit (dBm)	Over Limit (dB)	SPA Reading (dBm)	S.G. Power (dBm)	TX Cable loss (dB)	TX Antenna Gain (dBi)	Polarization (H/V)
Lowest	3700	-53.98	-13	-40.98	-71.84	-64.29	1.97	12.28	H
	5548	-53.01	-13	-40.01	-74.3	-63.13	2.14	12.27	H
	7400	-52.55	-13	-39.55	-77.31	-60.55	2.18	10.18	H
	3700	-59.13	-13	-46.13	-76.39	-69.44	1.97	12.28	V
	5548	-53.16	-13	-40.16	-74.69	-63.28	2.14	12.27	V
	7400	-53.29	-13	-40.29	-77.11	-61.29	2.18	10.18	V
Middle	3763	-57.72	-13	-44.72	-75.38	-67.96	2.01	12.24	H
	5639	-53.42	-13	-40.42	-74.59	-63.69	2.12	12.39	H
	7508	-51.29	-13	-38.29	-76.83	-59.20	2.11	10.03	H
	3763	-59.31	-13	-46.31	-76.47	-69.55	2.01	12.24	V
	5639	-51.62	-13	-38.62	-72.98	-61.89	2.12	12.39	V
	7508	-52.49	-13	-39.49	-77.19	-60.40	2.11	10.03	V
Highest	3819	-58.00	-13	-45.00	-75.62	-68.17	2.04	12.21	H
	5730	-50.62	-13	-37.62	-71.84	-61.04	2.10	12.52	H
	7640	-51.84	-13	-38.84	-77.07	-60.23	2.11	10.50	H
	3819	-59.70	-13	-46.70	-76.88	-69.87	2.04	12.21	V
	5730	-54.94	-13	-41.94	-76.29	-65.36	2.10	12.52	V
	7640	-51.98	-13	-38.98	-76.79	-60.37	2.11	10.50	V

Remark: Spurious emissions within 30-1000MHz were found more than 20dB below limit line.

WCDMA1900

WCDMA 1900									
Channel	Frequency (MHz)	EIRP (dBm)	Limit (dBm)	Over Limit (dB)	SPA Reading (dBm)	S.G. Power (dBm)	TX Cable loss (dB)	TX Antenna Gain (dBi)	Polarization (H/V)
Lowest	3700	-58.06	-13	-45.06	-75.92	-68.37	1.97	12.28	H
	5455	-57.04	-13	-44.04	-78.27	-67.06	2.17	12.19	H
	7400	-51.76	-13	-38.76	-76.52	-59.76	2.18	10.18	H
	3700	-59.50	-13	-46.50	-76.76	-69.81	1.97	12.28	V
	5455	-56.63	-13	-43.63	-78.14	-66.65	2.17	12.19	V
	7400	-53.32	-13	-40.32	-77.14	-61.32	2.18	10.18	V
Middle	3756	-57.76	-13	-44.76	-75.47	-68.00	2.00	12.25	H
	5640	-56.63	-13	-43.63	-77.8	-66.90	2.12	12.40	H
	7520	-51.42	-13	-38.42	-76.91	-59.38	2.11	10.07	H
	3756	-58.81	-13	-45.81	-76	-69.05	2.00	12.25	V
	5640	-56.68	-13	-43.68	-78.04	-66.95	2.12	12.40	V
	7520	-52.54	-13	-39.54	-77.27	-60.50	2.11	10.07	V
Highest	3812	-57.98	-13	-44.98	-75.53	-68.16	2.03	12.21	H
	5737	-56.35	-13	-43.35	-77.58	-66.78	2.10	12.53	H
	7634	-51.39	-13	-38.39	-76.62	-59.76	2.11	10.48	H
	3812	-59.38	-13	-46.38	-76.49	-69.56	2.03	12.21	V
	5737	-56.04	-13	-43.04	-77.39	-66.47	2.10	12.53	V
	7634	-52.14	-13	-39.14	-76.95	-60.51	2.11	10.48	V

Remark: Spurious emissions within 30-1000MHz were found more than 20dB below limit line.

CDMA BC1

CDMA 1900 BC1									
Channel	Frequency (MHz)	EIRP (dBm)	Limit (dBm)	Over Limit (dB)	SPA Reading (dBm)	S.G. Power (dBm)	TX Cable loss (dB)	TX Antenna Gain (dBi)	Polarization (H/V)
Lowest	3700	-50.58	-13	-37.58	-68.44	-60.89	1.97	3700	H
	5555	-41.64	-13	-28.64	-62.92	-51.77	2.14	5555	H
	7403	-52.31	-13	-39.31	-77.07	-60.31	2.17	7403	H
	3700	-48.05	-13	-35.05	-65.31	-58.36	1.97	12.28	V
	5555	-40.43	-13	-27.43	-61.95	-50.56	2.14	12.28	V
	7403	-51.96	-13	-38.96	-75.78	-59.96	2.17	10.17	V
Middle	3763	-50.88	-13	-37.88	-68.54	-61.12	2.01	12.24	H
	5639	-53.31	-13	-40.31	-74.48	-63.58	2.12	12.39	H
	7522	-51.31	-13	-38.31	-76.8	-59.27	2.11	10.08	H
	3763	-53.37	-13	-40.37	-70.53	-63.61	2.01	12.24	V
	5639	-55.07	-13	-42.07	-76.43	-65.34	2.12	12.39	V
	7522	-52.13	-13	-39.13	-76.86	-60.09	2.11	10.08	V
Highest	3819	-49.69	-13	-36.69	-67.31	-59.86	2.04	12.21	H
	5730	-52.37	-13	-39.37	-73.59	-62.79	2.10	12.52	H
	7634	-51.63	-13	-38.63	-76.86	-60.00	2.11	10.48	H
	3819	-48.97	-13	-35.97	-66.15	-59.14	2.04	12.21	V
	5730	-54.90	-13	-41.90	-76.25	-65.32	2.10	12.52	V
	7634	-51.91	-13	-38.91	-76.72	-60.28	2.11	10.48	V

Remark: Spurious emissions within 30-1000MHz were found more than 20dB below limit line.

WCDMA 1700

WCDMA 1700									
Channel	Frequency (MHz)	EIRP (dBm)	Limit (dBm)	Over Limit (dB)	SPA Reading (dBm)	S.G. Power (dBm)	TX Cable loss (dB)	TX Antenna Gain (dBi)	Polarization (H/V)
Lowest	3420	-55.86	-13	-42.86	-72.7	-66.22	1.80	12.16	H
	5142	-39.95	-13	-26.95	-60.57	-49.78	2.30	12.13	H
	8565	-47.24	-13	-34.24	-75.67	-57.65	2.17	12.57	H
	3420	-53.71	-13	-40.71	-70.08	-64.07	1.80	12.16	V
	5142	-39.34	-13	-26.34	-59.9	-49.17	2.30	12.13	V
	8565	-47.43	-13	-34.43	-75.24	-57.84	2.17	12.57	V
Middle	3465	-55.90	-13	-42.90	-73.09	-62.15	1.59	7.85	H
	5198	-39.25	-13	-26.25	-59.91	-46.5	2.45	9.70	H
	6930	-53.08	-13	-40.08	-76.88	-61.18	2.61	10.72	H
	3465	-52.78	-13	-39.78	-69.51	-59.03	1.59	7.85	V
	5198	-38.74	-13	-25.74	-59.29	-45.99	2.45	9.70	V
	6930	-54.07	-13	-41.07	-76.96	-62.17	2.61	10.72	V
Highest	3504	-52.37	-13	-39.37	-69.9	-62.90	1.87	12.40	H
	5261	-40.36	-13	-27.36	-61.11	-50.26	2.25	12.15	H
	7011	-52.13	-13	-39.13	-76.31	-60.60	2.41	10.88	H
	3504	-50.12	-13	-37.12	-67.19	-60.65	1.87	12.40	V
	5261	-38.88	-13	-25.88	-59.63	-48.78	2.25	12.15	V
	7011	-53.63	-13	-40.63	-76.72	-62.10	2.41	10.88	V

Remark: Spurious emissions within 30-1000MHz were found more than 20dB below limit line.

<Aux Antenna>

<For Adapter Mode>

GPRS850

GPRS 850									
Channel	Frequency (MHz)	ERP (dBm)	Limit (dBm)	Over Limit (dB)	SPA Reading (dBm)	S.G. Power (dBm)	TX Cable loss (dB)	TX Antenna Gain (dBi)	Polarization (H/V)
Lowest	1648	-44.37	-13	-31.37	-56.89	-49.76	1.23	8.76	H
	2472	-40.39	-13	-27.39	-55.72	-47.28	1.44	10.48	H
	3296	-44.52	-13	-31.52	-61.59	-52.46	1.70	11.79	H
	4120	-56.95	-13	-43.95	-75.06	-64.81	2.09	12.10	H
	1648	-57.50	-13	-44.50	-67.73	-62.89	1.23	8.76	V
	2472	-37.79	-13	-24.79	-52.51	-44.68	1.44	10.48	V
	3296	-55.82	-13	-42.82	-72.44	-63.76	1.70	11.79	V
	4120	-59.07	-13	-46.07	-76.97	-66.93	2.09	12.10	V
Middle	1672	-38.93	-13	-25.93	-51.69	-44.40	1.24	8.85	H
	2512	-35.97	-13	-22.97	-51.12	-42.89	1.44	10.51	H
	3344	-49.15	-13	-36.15	-66.09	-57.19	1.74	11.93	H
	1672	-44.00	-13	-31.00	-54.34	-49.47	1.24	8.85	V
	2512	-35.49	-13	-22.49	-50.19	-42.41	1.44	10.51	V
	3344	-53.39	-13	-40.39	-69.87	-61.43	1.74	11.93	V
Highest	1696	-34.50	-13	-21.50	-47.7	-40.05	1.24	8.94	H
	2544	-26.60	-13	-13.60	-41.63	-33.54	1.44	10.54	H
	3392	-48.78	-13	-35.78	-65.51	-56.92	1.78	12.08	H
	4248	-32.37	-13	-19.37	-50.93	-40.27	2.05	12.10	H
	5944	-47.89	-13	-34.89	-70.03	-56.51	2.05	12.82	H
	7640	-43.65	-13	-30.65	-68.88	-49.89	2.11	10.50	H
	1696	-31.65	-13	-18.65	-42.19	-37.20	1.24	8.94	V
	2544	-36.32	-13	-23.32	-51.01	-43.26	1.44	10.54	V
	3392	-57.72	-13	-44.72	-73.99	-65.86	1.78	12.08	V
	4248	-58.40	-13	-45.40	-76.76	-66.30	2.05	12.10	V
	5944	-54.81	-13	-41.81	-77.27	-63.43	2.05	12.82	V
	7640	-51.57	-13	-38.57	-76.38	-57.81	2.11	10.50	V

Remark: Spurious emissions within 30-1000MHz were found more than 20dB below limit line.

EDGE850

EDGE 850									
Channel	Frequency (MHz)	ERP (dBm)	Limit (dBm)	Over Limit (dB)	SPA Reading (dBm)	S.G. Power (dBm)	TX Cable loss (dB)	TX Antenna Gain (dBi)	Polarization (H/V)
Lowest	1648	-54.02	-13	-41.02	-66.54	-59.41	1.23	8.76	H
	2472	-33.06	-13	-20.06	-48.39	-39.95	1.44	10.48	H
	4120	-55.17	-13	-42.17	-73.28	-63.03	2.09	12.10	H
	1648	-56.71	-13	-43.71	-66.94	-62.10	1.23	8.76	V
	2472	-36.56	-13	-23.56	-51.28	-43.45	1.44	10.48	V
	4120	-56.69	-13	-43.69	-74.59	-64.55	2.09	12.10	V
Middle	1672	-42.67	-13	-29.67	-55.43	-48.14	1.24	8.85	H
	2512	-43.48	-13	-30.48	-58.63	-50.40	1.44	10.51	H
	4184	-58.97	-13	-45.97	-77.04	-66.85	2.07	12.10	H
	1672	-54.00	-13	-41.00	-64.34	-59.47	1.24	8.85	V
	2512	-45.02	-13	-32.02	-59.72	-51.94	1.44	10.51	V
	4184	-59.07	-13	-46.07	-77.02	-66.95	2.07	12.10	V
Highest	1696	-41.00	-13	-28.00	-54.2	-46.55	1.24	8.94	H
	2544	-45.28	-13	-32.28	-60.31	-52.22	1.44	10.54	H
	3392	-60.15	-13	-47.15	-76.88	-68.29	1.78	12.08	H
	1696	-49.59	-13	-36.59	-60.13	-55.14	1.24	8.94	V
	2544	-46.11	-13	-33.11	-60.8	-53.05	1.44	10.54	V
	3392	-60.70	-13	-47.70	-76.97	-68.84	1.78	12.08	V

Remark: Spurious emissions within 30-1000MHz were found more than 20dB below limit line.

WCDMA850

WCDMA 850									
Channel	Frequency (MHz)	ERP (dBm)	Limit (dBm)	Over Limit (dB)	SPA Reading (dBm)	S.G. Power (dBm)	TX Cable loss (dB)	TX Antenna Gain (dBi)	Polarization (H/V)
Lowest	1653	-62.73	-13	-49.73	-75.28	-68.13	1.23	8.78	H
	2480	-54.46	-13	-41.46	-69.79	-61.36	1.44	10.48	H
	3304	-60.00	-13	-47.00	-77.07	-67.95	1.71	11.81	H
	1653	-65.03	-13	-52.03	-75.3	-70.43	1.23	8.78	V
	2480	-53.11	-13	-40.11	-67.83	-60.01	1.44	10.48	V
	3304	-60.71	-13	-47.71	-77.33	-68.66	1.71	11.81	V
Middle	1672	-58.09	-13	-45.09	-70.85	-63.56	1.24	8.85	H
	2512	-57.26	-13	-44.26	-72.41	-64.18	1.44	10.51	H
	3344	-59.77	-13	-46.77	-76.71	-67.81	1.74	11.93	H
	1672	-62.37	-13	-49.37	-72.71	-67.84	1.24	8.85	V
	2512	-52.21	-13	-39.21	-66.91	-59.13	1.44	10.51	V
	3344	-60.19	-13	-47.19	-76.67	-68.23	1.74	11.93	V
Highest	1696	-55.26	-13	-42.26	-68.46	-60.81	1.24	8.94	H
	2536	-51.17	-13	-38.17	-66.26	-58.11	1.44	10.53	H
	3392	-60.18	-13	-47.18	-76.91	-68.32	1.78	12.08	H
	1696	-58.61	-13	-45.61	-69.15	-64.16	1.24	8.94	V
	2536	-51.71	-13	-38.71	-66.4	-58.65	1.44	10.53	V
	3392	-60.90	-13	-47.90	-77.17	-69.04	1.78	12.08	V

Remark: Spurious emissions within 30-1000MHz were found more than 20dB below limit line.

CDMA BC0

CDMA 850 BC0									
Channel	Frequency (MHz)	ERP (dBm)	Limit (dBm)	Over Limit (dB)	SPA Reading (dBm)	S.G. Power (dBm)	TX Cable loss (dB)	TX Antenna Gain (dBi)	Polarization (H/V)
Lowest	1648	-61.83	-13	-48.83	-74.35	-67.22	1.23	8.76	H
	2472	-60.73	-13	-47.73	-76.06	-67.62	1.44	10.48	H
	3299	-59.77	-13	-46.77	-76.84	-67.71	1.71	11.80	H
	1648	-64.77	-13	-51.77	-75	-70.16	1.23	8.76	V
	2472	-59.06	-13	-46.06	-73.78	-65.95	1.44	10.48	V
	3299	-60.40	-13	-47.40	-77.02	-68.34	1.71	11.80	V
Middle	1672	-61.86	-13	-48.86	-74.62	-67.33	1.24	8.85	H
	2512	-60.71	-13	-47.71	-75.86	-67.63	1.44	10.51	H
	3346	-59.68	-13	-46.68	-76.54	-67.72	1.74	11.94	H
	1672	-64.98	-13	-51.98	-75.32	-70.45	1.24	8.85	V
	2512	-61.58	-13	-48.58	-76.28	-68.50	1.44	10.51	V
	3346	-60.33	-13	-47.33	-76.81	-68.37	1.74	11.94	V
Highest	1697	-61.21	-13	-48.21	-74.41	-66.76	1.24	8.95	H
	2545	-61.25	-13	-48.25	-76.28	-68.19	1.44	10.54	H
	3393	-60.15	-13	-47.15	-76.88	-68.30	1.78	12.08	H
	1697	-64.79	-13	-51.79	-75.33	-70.34	1.24	8.95	V
	2545	-61.44	-13	-48.44	-76.13	-68.38	1.44	10.54	V
	3393	-60.46	-13	-47.46	-76.73	-68.61	1.78	12.08	V

Remark: Spurious emissions within 30-1000MHz were found more than 20dB below limit line.

GPRS1900

GPRS 1900									
Channel	Frequency (MHz)	EIRP (dBm)	Limit (dBm)	Over Limit (dB)	SPA Reading (dBm)	S.G. Power (dBm)	TX Cable loss (dB)	TX Antenna Gain (dBi)	Polarization (H/V)
Lowest	3700	-54.27	-13	-41.27	-72.13	-64.58	1.97	12.28	H
	5548	-41.95	-13	-28.95	-63.24	-52.07	2.14	12.27	H
	7403	-52.02	-13	-39.02	-76.78	-60.02	2.17	10.17	H
	3700	-53.90	-13	-40.90	-71.16	-64.21	1.97	12.28	V
	5548	-40.26	-13	-27.26	-61.79	-50.38	2.14	12.27	V
	7403	-52.65	-13	-39.65	-76.47	-60.65	2.17	10.17	V
Middle	3763	-50.47	-13	-37.47	-68.13	-60.71	2.01	12.24	H
	5639	-42.92	-13	-29.92	-64.09	-53.19	2.12	12.39	H
	7522	-50.93	-13	-37.93	-76.42	-58.89	2.11	10.08	H
	3763	-50.73	-13	-37.73	-67.89	-60.97	2.01	12.24	V
	5639	-43.82	-13	-30.82	-65.18	-54.09	2.12	12.39	V
	7522	-52.03	-13	-39.03	-76.76	-59.99	2.11	10.08	V
Highest	3819	-47.94	-13	-34.94	-65.56	-58.11	2.04	12.21	H
	5730	-48.51	-13	-35.51	-69.73	-58.93	2.10	12.52	H
	7634	-51.51	-13	-38.51	-76.74	-59.88	2.11	10.48	H
	3819	-50.32	-13	-37.32	-67.5	-60.49	2.04	12.21	V
	5730	-48.12	-13	-35.12	-69.47	-58.54	2.10	12.52	V
	7634	-51.73	-13	-38.73	-76.54	-60.10	2.11	10.48	V

Remark: Spurious emissions within 30-1000MHz were found more than 20dB below limit line.

EDGE1900

EDGE 1900									
Channel	Frequency (MHz)	EIRP (dBm)	Limit (dBm)	Over Limit (dB)	SPA Reading (dBm)	S.G. Power (dBm)	TX Cable loss (dB)	TX Antenna Gain (dBi)	Polarization (H/V)
Lowest	3700	-57.65	-13	-44.65	-75.51	-67.96	1.97	12.28	H
	5548	-46.43	-13	-33.43	-67.72	-56.55	2.14	12.27	H
	7401	-51.68	-13	-38.68	-76.44	-59.68	2.18	10.18	H
	3700	-58.76	-13	-45.76	-76.02	-69.07	1.97	12.28	V
	5548	-45.12	-13	-32.12	-66.65	-55.24	2.14	12.27	V
	7401	-52.63	-13	-39.63	-76.45	-60.63	2.18	10.18	V
Middle	3763	-56.59	-13	-43.59	-74.25	-66.83	2.01	12.24	H
	5640	-48.49	-13	-35.49	-69.66	-58.76	2.12	12.40	H
	7520	-50.83	-13	-37.83	-76.32	-58.79	2.11	10.07	H
	3763	-55.94	-13	-42.94	-73.1	-66.18	2.01	12.24	V
	5640	-45.52	-13	-32.52	-66.88	-55.79	2.12	12.40	V
	7520	-51.93	-13	-38.93	-76.66	-59.89	2.11	10.07	V
Highest	3819	-56.92	-13	-43.92	-74.54	-67.09	2.04	12.21	H
	5730	-46.29	-13	-33.29	-67.51	-56.71	2.10	12.52	H
	7639	-51.06	-13	-38.06	-76.29	-59.45	2.11	10.50	H
	3819	-57.01	-13	-44.01	-74.19	-67.18	2.04	12.21	V
	5730	-53.61	-13	-40.61	-74.96	-64.03	2.10	12.52	V
	7639	-51.73	-13	-38.73	-76.54	-60.12	2.11	10.50	V

Remark: Spurious emissions within 30-1000MHz were found more than 20dB below limit line.

WCDMA1900

WCDMA 1900									
Channel	Frequency (MHz)	EIRP (dBm)	Limit (dBm)	Over Limit (dB)	SPA Reading (dBm)	S.G. Power (dBm)	TX Cable loss (dB)	TX Antenna Gain (dBi)	Polarization (H/V)
Lowest	3707	-59.02	-13	-46.02	-76.82	-69.32	1.98	12.28	H
	5562	-55.97	-13	-42.97	-77.21	-66.12	2.14	12.29	H
	7400	-52.40	-13	-39.40	-77.16	-60.40	2.18	10.18	H
	3707	-59.10	-13	-46.10	-76.33	-69.40	1.98	12.28	V
	5562	-55.30	-13	-42.30	-76.77	-65.45	2.14	12.29	V
	7400	-53.47	-13	-40.47	-77.29	-61.47	2.18	10.18	V
Middle	3756	-58.31	-13	-45.31	-76.02	-68.55	2.00	12.25	H
	5639	-55.55	-13	-42.55	-76.72	-65.82	2.12	12.39	H
	7520	-52.06	-13	-39.06	-77.55	-60.02	2.11	10.07	H
	3756	-58.65	-13	-45.65	-75.84	-68.89	2.00	12.25	V
	5639	-55.15	-13	-42.15	-76.51	-65.42	2.12	12.39	V
	7520	-52.79	-13	-39.79	-77.52	-60.75	2.11	10.07	V
Highest	3819	-57.87	-13	-44.87	-75.49	-68.04	2.04	12.21	H
	5723	-56.36	-13	-43.36	-77.58	-66.77	2.10	12.51	H
	7634	-51.83	-13	-38.83	-77.06	-60.20	2.11	10.48	H
	3819	-58.84	-13	-45.84	-76.02	-69.01	2.04	12.21	V
	5723	-52.01	-13	-39.01	-73.36	-62.42	2.10	12.51	V
	7634	-52.24	-13	-39.24	-77.05	-60.61	2.11	10.48	V

Remark: Spurious emissions within 30-1000MHz were found more than 20dB below limit line.

CDMA BC1

CDMA 1900 BC1									
Channel	Frequency (MHz)	EIRP (dBm)	Limit (dBm)	Over Limit (dB)	SPA Reading (dBm)	S.G. Power (dBm)	TX Cable loss (dB)	TX Antenna Gain (dBi)	Polarization (H/V)
Lowest	3700	-52.05	-13	-39.05	-69.91	-62.36	1.97	12.28	H
	5555	-43.21	-13	-30.21	-64.49	-53.34	2.14	12.28	H
	7403	-51.94	-13	-38.94	-76.7	-59.94	2.17	10.17	H
	3700	-47.19	-13	-34.19	-64.45	-57.50	1.97	12.28	V
	5555	-39.36	-13	-26.36	-60.88	-49.49	2.14	12.28	V
	7403	-52.39	-13	-39.39	-76.21	-60.39	2.17	10.17	V
Middle	3763	-51.56	-13	-38.56	-69.22	-61.80	2.01	12.24	H
	5639	-45.51	-13	-32.51	-66.68	-55.78	2.12	12.39	H
	7522	-51.48	-13	-38.48	-76.97	-59.44	2.11	10.08	H
	3763	-53.75	-13	-40.75	-70.91	-63.99	2.01	12.24	V
	5639	-44.27	-13	-31.27	-65.63	-54.54	2.12	12.39	V
	7522	-51.72	-13	-38.72	-76.45	-59.68	2.11	10.08	V
Highest	3819	-50.98	-13	-37.98	-68.6	-61.15	2.04	12.21	H
	5730	-47.98	-13	-34.98	-69.2	-58.40	2.10	12.52	H
	7634	-51.75	-13	-38.75	-76.98	-60.12	2.11	10.48	H
	3819	-52.57	-13	-39.57	-69.75	-62.74	2.04	12.21	V
	5730	-47.47	-13	-34.47	-68.82	-57.89	2.10	12.52	V
	7634	-52.24	-13	-39.24	-77.05	-60.61	2.11	10.48	V

Remark: Spurious emissions within 30-1000MHz were found more than 20dB below limit line.

WCDMA 1700

WCDMA 1700									
Channel	Frequency (MHz)	EIRP (dBm)	Limit (dBm)	Over Limit (dB)	SPA Reading (dBm)	S.G. Power (dBm)	TX Cable loss (dB)	TX Antenna Gain (dBi)	Polarization (H/V)
Lowest	3427	-54.21	-13	-41.21	-71.05	-64.58	1.81	12.18	H
	5142	-35.69	-13	-22.69	-56.31	-45.52	2.30	12.13	H
	8565	-47.53	-13	-34.53	-75.96	-57.94	2.17	12.57	H
	3427	-57.41	-13	-44.41	-73.78	-67.78	1.81	12.18	V
	5142	-41.48	-13	-28.48	-62.04	-51.31	2.30	12.13	V
	8565	-47.74	-13	-34.74	-75.55	-58.15	2.17	12.57	V
Middle	3469	-51.15	-13	-38.15	-68.34	-61.61	1.84	12.31	H
	5198	-40.44	-13	-27.44	-61.1	-50.30	2.28	12.14	H
	6927	-53.10	-13	-40.10	-76.92	-61.68	2.40	10.97	H
	3469	-58.03	-13	-45.03	-74.76	-68.49	1.84	12.31	V
	5198	-41.38	-13	-28.38	-61.93	-51.24	2.28	12.14	V
	6927	-54.38	-13	-41.38	-77.29	-62.96	2.40	10.97	V
Highest	3504	-49.36	-13	-36.36	-66.89	-59.89	1.87	12.40	H
	5254	-40.75	-13	-27.75	-61.5	-50.64	2.26	12.15	H
	7011	-52.49	-13	-39.49	-76.67	-60.96	2.41	10.88	H
	3504	-54.65	-13	-41.65	-71.72	-65.18	1.87	12.40	V
	5254	-42.53	-13	-29.53	-63.28	-52.42	2.26	12.15	V
	7011	-53.81	-13	-40.81	-76.9	-62.28	2.41	10.88	V

Remark: Spurious emissions within 30-1000MHz were found more than 20dB below limit line.

<For WCP Charging Mode>

WCDMA 1700

WCDMA 1700									
Channel	Frequency (MHz)	EIRP (dBm)	Limit (dBm)	Over Limit (dB)	SPA Reading (dBm)	S.G. Power (dBm)	TX Cable loss (dB)	TX Antenna Gain (dBi)	Polarization (H/V)
Lowest	3427	-53.95	-13	-40.95	-70.79	-64.32	1.81	12.18	H
	5142	-39.30	-13	-26.30	-59.92	-49.13	2.30	12.13	H
	8565	-46.49	-13	-33.49	-74.92	-56.90	2.17	12.57	H
	3427	-55.80	-13	-42.80	-72.17	-66.17	1.81	12.18	V
	5142	-39.18	-13	-26.18	-59.74	-49.01	2.30	12.13	V
	8565	-47.25	-13	-34.25	-75.06	-57.66	2.17	12.57	V
Middle	3469	-54.41	-13	-41.41	-71.6	-64.87	1.84	12.31	H
	5198	-41.37	-13	-28.37	-62.03	-51.23	2.28	12.14	H
	6927	-53.14	-13	-40.14	-76.96	-61.72	2.40	10.97	H
	3469	-55.08	-13	-42.08	-71.81	-65.54	1.84	12.31	V
	5198	-38.97	-13	-25.97	-59.52	-48.83	2.28	12.14	V
	6927	-54.38	-13	-41.38	-77.29	-62.96	2.40	10.97	V
Highest	3504	-51.71	-13	-38.71	-69.24	-62.24	1.87	12.40	H
	5254	-55.90	-13	-42.90	-76.65	-65.79	2.26	12.15	H
	7011	-52.61	-13	-39.61	-76.79	-61.08	2.41	10.88	H
	3504	-54.91	-13	-41.91	-71.98	-65.44	1.87	12.40	V
	5254	-55.54	-13	-42.54	-76.29	-65.43	2.26	12.15	V
	7011	-53.60	-13	-40.60	-76.69	-62.07	2.41	10.88	V

Remark: Spurious emissions within 30-1000MHz were found more than 20dB below limit line.