Test Laboratory: Sporton International Inc. SAR/HAC Testing Lab Date: 2018/6/21

## #01_GSM850_GPRS (4 Tx slots)_Right Tilted_Ch251

Communication System: GSM850; Frequency: 848.8 MHz;Duty Cycle: 1:2.08
Medium: HSL_850_180621 Medium parameters used: f = 849 MHz; $\sigma$ = 0.891 S/m; $\varepsilon_r$ = 42.334; $\rho$ = 1000 kg/m$^3$
Ambient Temperature：23.7 ℃; Liquid Temperature：22.7 ℃

DASY5 Configuration:
- Probe: ES3DV3 - SN3169; ConvF(6.39, 6.39, 6.39); Calibrated: 2018/5/28
- Sensor-Surface: 3mm (Mechanical Surface Detection)
- Electronics: DAE4 Sn1424; Calibrated: 2018/1/18
- Phantom: SAM_Left; Type: QD000P40CD; Serial: TP:1431
- Measurement SW: DASY52, Version 52.10 (1);SEMCAD X Version 14.6.11 (7439)

**Area Scan (71x51x1):** Interpolated grid: dx=1.500 mm, dy=1.500 mm
Maximum value of SAR (interpolated) = 1.42 W/kg

**Zoom Scan (5x5x7)/Cube 0:** Measurement grid: dx=8mm, dy=8mm, dz=5mm
Reference Value = 29.05 V/m; Power Drift = -0.06 dB
Peak SAR (extrapolated) = 2.21 W/kg
**SAR(1 g) = 1.05 W/kg; SAR(10 g) = 0.538 W/kg**
Maximum value of SAR (measured) = 1.40 W/kg

0 dB = 1.40 W/kg = 1.46 dBW/kg

# #02_GSM1900_GPRS (3 Tx slots)_Right Tilted_Ch661

Communication System: PCS; Frequency: 1880 MHz;Duty Cycle: 1:2.77
Medium: HSL_1900_180618 Medium parameters used: f = 1880 MHz; $\sigma$ = 1.393 S/m; $\varepsilon_r$ = 39.884; $\rho$ = 1000 kg/m$^3$
Ambient Temperature：23.9 ℃; Liquid Temperature：22.9 ℃

DASY5 Configuration:
- Probe: EX3DV4 - SN3925; ConvF(8.45, 8.45, 8.45); Calibrated: 2018/5/31
- Sensor-Surface: 1.4mm (Mechanical Surface Detection)
- Electronics: DAE3 Sn495; Calibrated: 2018/5/24
- Phantom: SAM_Right; Type: QD000P40CD; Serial: 1884
- Measurement SW: DASY52, Version 52.10 (1);SEMCAD X Version 14.6.11 (7437)

Area Scan (71x61x1): Interpolated grid: dx=1.500 mm, dy=1.500 mm
Maximum value of SAR (interpolated) = 1.90 W/kg

Zoom Scan (5x5x7)/Cube 0: Measurement grid: dx=8mm, dy=8mm, dz=5mm
Reference Value = 26.19 V/m; Power Drift = -0.02 dB
Peak SAR (extrapolated) = 2.03 W/kg
SAR(1 g) = 0.942 W/kg; SAR(10 g) = 0.444 W/kg
Maximum value of SAR (measured) = 1.64 W/kg

0 dB = 1.64 W/kg = 2.15 dBW/kg

# #03_WCDMA II_RMC 12.2Kbps_Right Tilted_Ch9400

Communication System: WCDMA ; Frequency: 1880 MHz;Duty Cycle: 1:1
Medium: HSL_1900_180617 Medium parameters used: f = 1880 MHz; $\sigma$ = 1.385 S/m; $\varepsilon_r$ = 40.667; $\rho$ = 1000 kg/m$^3$
Ambient Temperature：23.5 ℃; Liquid Temperature：22.5 ℃

DASY5 Configuration:
- Probe: EX3DV4 - SN3925; ConvF(8.45, 8.45, 8.45); Calibrated: 2018/5/31
- Sensor-Surface: 1.4mm (Mechanical Surface Detection)
- Electronics: DAE3 Sn495; Calibrated: 2018/5/24
- Phantom: SAM_Right; Type: QD000P40CD; Serial: 1884
- Measurement SW: DASY52, Version 52.10 (1);SEMCAD X Version 14.6.11 (7437)

Area Scan (71x51x1): Interpolated grid: dx=1.500 mm, dy=1.500 mm
Maximum value of SAR (interpolated) = 1.66 W/kg

Zoom Scan (5x5x7)/Cube 0: Measurement grid: dx=8mm, dy=8mm, dz=5mm
Reference Value = 36.98 V/m; Power Drift = 0.04 dB
Peak SAR (extrapolated) = 2.45 W/kg
SAR(1 g) = 1.14 W/kg; SAR(10 g) = 0.521 W/kg
Maximum value of SAR (measured) = 1.95 W/kg




0 dB = 1.95 W/kg = 2.90 dBW/kg

# #04_WCDMA IV_RMC 12.2Kbps_Right Tilted_Ch1513

Communication System: WCDMA; Frequency: 1752.6 MHz;Duty Cycle: 1:1
Medium: HSL_1750_180617 Medium parameters used: f = 1753 MHz; $\sigma$ = 1.408 S/m; $\varepsilon_r$ = 40.756; $\rho$ = 1000 kg/m$^3$
Ambient Temperature：23.5 ℃; Liquid Temperature：22.5 ℃

DASY5 Configuration:
- Probe: EX3DV4 - SN3925; ConvF(8.79, 8.79, 8.79); Calibrated: 2018/5/31
- Sensor-Surface: 1.4mm (Mechanical Surface Detection)
- Electronics: DAE3 Sn495; Calibrated: 2018/5/24
- Phantom: SAM_Right; Type: QD000P40CD; Serial: 1884
- Measurement SW: DASY52, Version 52.10 (1);SEMCAD X Version 14.6.11 (7437)

Area Scan (71x51x1): Interpolated grid: dx=1.500 mm, dy=1.500 mm
Maximum value of SAR (interpolated) = 1.33 W/kg

Zoom Scan (5x5x7)/Cube 0: Measurement grid: dx=8mm, dy=8mm, dz=5mm
Reference Value = 19.70 V/m; Power Drift = -0.05 dB
Peak SAR (extrapolated) = 2.00 W/kg
SAR(1 g) = 0.967 W/kg; SAR(10 g) = 0.454 W/kg
Maximum value of SAR (measured) = 1.61 W/kg




0 dB = 1.61 W/kg = 2.07 dBW/kg

## #05_WCDMA V_RMC 12.2Kbps_Right Tilted_Ch4233

Communication System: WCDMA; Frequency: 846.6 MHz;Duty Cycle: 1:1
Medium: HSL_850_180615 Medium parameters used: f = 847 MHz; $\sigma$ = 0.891 S/m; $\varepsilon_r$ = 42.495; $\rho$ = 1000 kg/m$^3$
Ambient Temperature：23.6 ℃; Liquid Temperature：22.6 ℃

DASY5 Configuration:
- Probe: EX3DV4 - SN7306; ConvF(9.79, 9.79, 9.79); Calibrated: 2017/7/24
- Sensor-Surface: 1.4mm (Mechanical Surface Detection)
- Electronics: DAE3 Sn577; Calibrated: 2017/9/25
- Phantom: SAM-Right; Type: SAM; Serial: TP-1503
- Measurement SW: DASY52, Version 52.10 (1);SEMCAD X Version 14.6.11 (7439)

**Area Scan (71x61x1):** Interpolated grid: dx=1.500 mm, dy=1.500 mm
Maximum value of SAR (interpolated) = 1.31 W/kg

**Zoom Scan (5x5x7)/Cube 0:** Measurement grid: dx=8mm, dy=8mm, dz=5mm
Reference Value = 41.08 V/m; Power Drift = -0.01 dB
Peak SAR (extrapolated) = 1.87 W/kg
**SAR(1 g) = 0.868 W/kg; SAR(10 g) = 0.470 W/kg**
Maximum value of SAR (measured) = 1.46 W/kg




0 dB = 1.46 W/kg = 1.64 dBW/kg

Test Laboratory: Sporton International Inc. SAR/HAC Testing Lab Date: 2018/6/21

## #06_CDMA BC0_1xRTT RC3 SO55_Right Tilted_Ch777

Communication System: CDMA; Frequency: 848.31 MHz;Duty Cycle: 1:1
Medium: HSL_850_180621 Medium parameters used : f = 848.31 MHz; $\sigma$ = 0.89 S/m; $\varepsilon_r$ = 42.342; $\rho$ = 1000 kg/m$^3$
Ambient Temperature：23.7 ℃; Liquid Temperature：22.7 ℃

DASY5 Configuration:
- Probe: ES3DV3 - SN3169; ConvF(6.39, 6.39, 6.39); Calibrated: 2018/5/28
- Sensor-Surface: 3mm (Mechanical Surface Detection)
- Electronics: DAE4 Sn1424; Calibrated: 2018/1/18
- Phantom: SAM_Left; Type: QD000P40CD; Serial: TP:1431
- Measurement SW: DASY52, Version 52.10 (1);SEMCAD X Version 14.6.11 (7439)

**Area Scan (71x71x1):** Interpolated grid: dx=1.500 mm, dy=1.500 mm
Maximum value of SAR (interpolated) = 1.57 W/kg

**Zoom Scan (5x5x7)/Cube 0:** Measurement grid: dx=8mm, dy=8mm, dz=5mm
Reference Value = 31.20 V/m; Power Drift = 0.05 dB
Peak SAR (extrapolated) = 2.51 W/kg
**SAR(1 g) = 1.13 W/kg; SAR(10 g) = 0.602 W/kg**
Maximum value of SAR (measured) = 1.60 W/kg




0 dB = 1.60 W/kg = 2.04 dBW/kg

# #07_CDMA BC1_1xRTT RC3 SO55_Right Tilted_Ch600

Communication System: CDMA; Frequency: 1880 MHz;Duty Cycle: 1:1
Medium: HSL_1900_180621 Medium parameters used: f = 1880 MHz; $\sigma$ = 1.39 S/m; $\varepsilon_r$ = 39.784; $\rho$ = 1000 kg/m$^3$
Ambient Temperature：23.7 ℃; Liquid Temperature：22.7 ℃

DASY5 Configuration:
- Probe: EX3DV4 - SN3925; ConvF(8.45, 8.45, 8.45); Calibrated: 2018/5/31
- Sensor-Surface: 1.4mm (Mechanical Surface Detection)
- Electronics: DAE3 Sn495; Calibrated: 2018/5/24
- Phantom: SAM-Left; Type: QD 000 P40 C; Serial: TP-1446
- Measurement SW: DASY52, Version 52.10 (1);SEMCAD X Version 14.6.11 (7437)

Area Scan (61x121x1): Interpolated grid: dx=1.500 mm, dy=1.500 mm
Maximum value of SAR (interpolated) = 1.69 W/kg

Zoom Scan (5x5x7)/Cube 0: Measurement grid: dx=8mm, dy=8mm, dz=5mm
Reference Value = 18.60 V/m; Power Drift = 0.10 dB
Peak SAR (extrapolated) = 2.44 W/kg
SAR(1 g) = 1.17 W/kg; SAR(10 g) = 0.554 W/kg
Maximum value of SAR (measured) = 1.78 W/kg




0 dB = 1.78 W/kg = 2.50 dBW/kg

Test Laboratory: Sporton International Inc. SAR/HAC Testing Lab Date: 2018/6/21

## #08_CDMA BC10_1xRTT RC3 SO55_Right Tilted_Ch580

Communication System: CDMA; Frequency: 820.5 MHz;Duty Cycle: 1:1
Medium: HSL_850_180621 Medium parameters used: f = 820.5 MHz; $\sigma$ = 0.864 S/m; $\varepsilon_r$ = 42.719; $\rho$ = 1000 kg/m$^3$
Ambient Temperature：23.7 ℃; Liquid Temperature：22.7 ℃

DASY5 Configuration:
- Probe: ES3DV3 - SN3169; ConvF(6.39, 6.39, 6.39); Calibrated: 2018/5/28
- Sensor-Surface: 3mm (Mechanical Surface Detection)
- Electronics: DAE4 Sn1424; Calibrated: 2018/1/18
- Phantom: SAM_Left; Type: QD000P40CD; Serial: TP:1431
- Measurement SW: DASY52, Version 52.10 (1);SEMCAD X Version 14.6.11 (7439)

**Area Scan (71x71x1):** Interpolated grid: dx=1.500 mm, dy=1.500 mm
Maximum value of SAR (interpolated) = 1.41 W/kg

**Zoom Scan (6x6x7)/Cube 0:** Measurement grid: dx=8mm, dy=8mm, dz=5mm
Reference Value = 31.74 V/m; Power Drift = -0.11 dB
Peak SAR (extrapolated) = 2.34 W/kg
**SAR(1 g) = 1.12 W/kg; SAR(10 g) = 0.575 W/kg**
Maximum value of SAR (measured) = 1.51 W/kg




0 dB = 1.51 W/kg = 1.79 dBW/kg

# #09_LTE Band 7_20M_QPSK_1_0_Right Cheek_Ch20850

Communication System: LTE; Frequency: 2510 MHz;Duty Cycle: 1:1
Medium: HSL_2600_180625 Medium parameters used: f = 2510 MHz; $\sigma$ = 1.869 S/m; $\varepsilon_r$ = 38.238; $\rho$ = 1000 kg/m$^3$
Ambient Temperature：23.4 ℃; Liquid Temperature：22.4 ℃

DASY5 Configuration:
- Probe: EX3DV4 - SN3925; ConvF(7.46, 7.46, 7.46); Calibrated: 2018/5/31
- Sensor-Surface: 1.4mm (Mechanical Surface Detection)
- Electronics: DAE3 Sn495; Calibrated: 2018/5/24
- Phantom: SAM-Left; Type: QD 000 P40 C; Serial: TP-1446
- Measurement SW: DASY52, Version 52.10 (1);SEMCAD X Version 14.6.11 (7437)

Area Scan (101x71x1): Interpolated grid: dx=1.200 mm, dy=1.200 mm
Maximum value of SAR (interpolated) = 2.18 W/kg

Zoom Scan (7x7x7)/Cube 0: Measurement grid: dx=5mm, dy=5mm, dz=5mm
Reference Value = 20.16 V/m; Power Drift = -0.02 dB
Peak SAR (extrapolated) = 2.26 W/kg
SAR(1 g) = 0.972 W/kg; SAR(10 g) = 0.427 W/kg
Maximum value of SAR (measured) = 1.65 W/kg




0 dB = 1.65 W/kg = 2.17 dBW/kg

Test Laboratory: Sporton International Inc. SAR/HAC Testing Lab Date: 2018/6/15

## #10_LTE Band 12_10M_QPSK_1_0_Right Cheek_Ch23095

Communication System: LTE; Frequency: 707.5 MHz;Duty Cycle: 1:1
Medium: HSL_750_180615 Medium parameters used : f = 707.5 MHz; $\sigma$ = 0.849 S/m; $\varepsilon_r$ = 41.364; $\rho$ = 1000 kg/m$^3$
Ambient Temperature：23.6 ℃; Liquid Temperature：22.6 ℃

DASY5 Configuration:
- Probe: EX3DV4 - SN7306; ConvF(9.96, 9.96, 9.96); Calibrated: 2017/7/24
- Sensor-Surface: 1.4mm (Mechanical Surface Detection)
- Electronics: DAE3 Sn577; Calibrated: 2017/9/25
- Phantom: SAM-Right; Type: SAM; Serial: TP-1503
- Measurement SW: DASY52, Version 52.10 (1);SEMCAD X Version 14.6.11 (7439)

**Area Scan (71x61x1):** Interpolated grid: dx=1.500 mm, dy=1.500 mm
Maximum value of SAR (interpolated) = 0.991 W/kg

**Zoom Scan (5x5x7)/Cube 0:** Measurement grid: dx=8mm, dy=8mm, dz=5mm
Reference Value = 26.27 V/m; Power Drift = -0.06 dB
Peak SAR (extrapolated) = 1.24 W/kg
**SAR(1 g) = 0.599 W/kg; SAR(10 g) = 0.355 W/kg**
Maximum value of SAR (measured) = 0.992 W/kg




0 dB = 0.992 W/kg = -0.03 dBW/kg

## #11_LTE Band 13_10M_QPSK_1_0_Right Cheek_Ch23230

Communication System: LTE; Frequency: 782 MHz;Duty Cycle: 1:1
Medium: HSL_750_180615 Medium parameters used: f = 782 MHz; $\sigma$ = 0.917 S/m; $\varepsilon_r$ = 40.406; $\rho$ = 1000 kg/m$^3$
Ambient Temperature：23.6 ℃; Liquid Temperature：22.6 ℃

DASY5 Configuration:
- Probe: EX3DV4 - SN7306; ConvF(9.96, 9.96, 9.96) ; Calibrated: 2017/7/24
- Sensor-Surface: 1.4mm (Mechanical Surface Detection)
- Electronics: DAE3 Sn577; Calibrated: 2017/9/25
- Phantom: SAM-Right; Type: SAM; Serial: TP-1503
- Measurement SW: DASY52, Version 52.10 (1);SEMCAD X Version 14.6.11 (7439)

**Area Scan (71x61x1):** Interpolated grid: dx=1.500 mm, dy=1.500 mm
Maximum value of SAR (interpolated) = 1.27 W/kg

**Zoom Scan (5x5x7)/Cube 0:** Measurement grid: dx=8mm, dy=8mm, dz=5mm
Reference Value = 27.91 V/m; Power Drift = -0.02 dB
Peak SAR (extrapolated) = 1.49 W/kg
**SAR(1 g) = 0.765 W/kg; SAR(10 g) = 0.439 W/kg**
Maximum value of SAR (measured) = 1.21 W/kg




0 dB = 1.21 W/kg = 0.83 dBW/kg

# #12_LTE Band 25_20M_QPSK_1_0_Right Tilted_Ch26140

Communication System: LTE; Frequency: 1860 MHz;Duty Cycle: 1:1
Medium: HSL_1900_180617 Medium parameters used: f = 1860 MHz; $\sigma$ = 1.366 S/m; $\varepsilon_r$ = 40.752; $\rho$ = 1000 kg/m$^3$
Ambient Temperature：23.5 ℃; Liquid Temperature：22.5 ℃

DASY5 Configuration:
- Probe: EX3DV4 - SN3925; ConvF(8.45, 8.45, 8.45); Calibrated: 2018/5/31
- Sensor-Surface: 1.4mm (Mechanical Surface Detection)
- Electronics: DAE3 Sn495; Calibrated: 2018/5/24
- Phantom: SAM_Right; Type: QD000P40CD; Serial: 1884
- Measurement SW: DASY52, Version 52.10 (1);SEMCAD X Version 14.6.11 (7437)

Area Scan (71x51x1): Interpolated grid: dx=1.500 mm, dy=1.500 mm
Maximum value of SAR (interpolated) = 1.73 W/kg

Zoom Scan (5x5x7)/Cube 0: Measurement grid: dx=8mm, dy=8mm, dz=5mm
Reference Value = 37.39 V/m; Power Drift = 0.03 dB
Peak SAR (extrapolated) = 2.32 W/kg
SAR(1 g) = 1.11 W/kg; SAR(10 g) = 0.507 W/kg
Maximum value of SAR (measured) = 1.87 W/kg




0 dB = 1.87 W/kg = 2.72 dBW/kg

Test Laboratory: Sporton International Inc. SAR/HAC Testing Lab Date: 2018/6/15

## #13_LTE Band 26_15M_QPSK_1_0_Right Cheek_Ch26865

Communication System: LTE; Frequency: 831.5 MHz;Duty Cycle: 1:1
Medium: HSL_850_180615 Medium parameters used : f = 831.5 MHz; $\sigma$ = 0.877 S/m; $\varepsilon_r$ = 42.691; $\rho$ = 1000 kg/m$^3$
Ambient Temperature：23.6 ℃; Liquid Temperature：22.6 ℃

DASY5 Configuration:
- Probe: EX3DV4 - SN7306; ConvF(9.79, 9.79, 9.79); Calibrated: 2017/7/24
- Sensor-Surface: 1.4mm (Mechanical Surface Detection)
- Electronics: DAE3 Sn577; Calibrated: 2017/9/25
- Phantom: SAM-Right; Type: SAM; Serial: TP-1503
- Measurement SW: DASY52, Version 52.10 (1);SEMCAD X Version 14.6.11 (7439)

**Area Scan (71x51x1):** Interpolated grid: dx=1.500 mm, dy=1.500 mm
Maximum value of SAR (interpolated) = 1.25 W/kg

**Zoom Scan (5x5x7)/Cube 0:** Measurement grid: dx=8mm, dy=8mm, dz=5mm
Reference Value = 33.39 V/m; Power Drift = -0.07 dB
Peak SAR (extrapolated) = 1.54 W/kg
**SAR(1 g) = 0.806 W/kg; SAR(10 g) = 0.444 W/kg**
Maximum value of SAR (measured) = 1.21 W/kg




0 dB = 1.21 W/kg = 0.83 dBW/kg

# #14_LTE Band 30_10M_QPSK_25_0_Right Cheek_Ch27710

Communication System: LTE; Frequency: 2310 MHz;Duty Cycle: 1:1
Medium: HSL_2300_180624 Medium parameters used: f = 2310 MHz; $\sigma$ = 1.653 S/m; $\varepsilon_r$ = 39.801; $\rho$ = 1000 kg/m$^3$
Ambient Temperature：23.7 ℃; Liquid Temperature：22.7 ℃

DASY5 Configuration:
- Probe: EX3DV4 - SN3925; ConvF(8.04, 8.04, 8.04); Calibrated: 2018/5/31
- Sensor-Surface: 1.4mm (Mechanical Surface Detection)
- Electronics: DAE3 Sn495; Calibrated: 2018/5/24
- Phantom: SAM-Left; Type: QD 000 P40 C; Serial: TP-1446
- Measurement SW: DASY52, Version 52.10 (1);SEMCAD X Version 14.6.11 (7437)

Area Scan (101x71x1): Interpolated grid: dx=1.200 mm, dy=1.200 mm
Maximum value of SAR (interpolated) = 1.92 W/kg

Zoom Scan (7x7x7)/Cube 0: Measurement grid: dx=5mm, dy=5mm, dz=5mm
Reference Value = 25.13 V/m; Power Drift = -0.02 dB
Peak SAR (extrapolated) = 2.49 W/kg
SAR(1 g) = 1.12 W/kg; SAR(10 g) = 0.526 W/kg
Maximum value of SAR (measured) = 1.98 W/kg




0 dB = 1.98 W/kg = 2.97 dBW/kg

# #15_LTE Band 66_20M_QPSK_1_0_Right Tilted_Ch132572

Communication System: LTE; Frequency: 1770 MHz;Duty Cycle: 1:1
Medium: HSL_1750_180617 Medium parameters used: f = 1770 MHz; $\sigma$ = 1.425 S/m; $\varepsilon_r$ = 40.683; $\rho$ = 1000 kg/m$^3$
Ambient Temperature：23.5 ℃; Liquid Temperature：22.5 ℃

DASY5 Configuration:
- Probe: EX3DV4 - SN3925; ConvF(8.79, 8.79, 8.79); Calibrated: 2018/5/31
- Sensor-Surface: 1.4mm (Mechanical Surface Detection)
- Electronics: DAE3 Sn495; Calibrated: 2018/5/24
- Phantom: SAM_Right; Type: QD000P40CD; Serial: 1884
- Measurement SW: DASY52, Version 52.10 (1);SEMCAD X Version 14.6.11 (7437)

Area Scan (71x61x1): Interpolated grid: dx=1.500 mm, dy=1.500 mm
Maximum value of SAR (interpolated) = 1.56 W/kg

Zoom Scan (5x5x7)/Cube 0: Measurement grid: dx=8mm, dy=8mm, dz=5mm
Reference Value = 26.72 V/m; Power Drift = -0.00 dB
Peak SAR (extrapolated) = 2.19 W/kg
SAR(1 g) = 1.04 W/kg; SAR(10 g) = 0.493 W/kg
Maximum value of SAR (measured) = 1.52 W/kg




0 dB = 1.52 W/kg = 1.82 dBW/kg

## #16_LTE Band 71_20M_QPSK_1_0_Right Cheek_Ch133322

Communication System: LTE; Frequency: 683 MHz;Duty Cycle: 1:1
Medium: HSL_750_180625 Medium parameters used : f = 683 MHz; $\sigma$ = 0.864 S/m; $\varepsilon_r$ = 43.886; $\rho$ = 1000 kg/m$^3$
Ambient Temperature：23.5 ℃; Liquid Temperature：22.5 ℃

DASY5 Configuration:
- Probe: ES3DV3 - SN3169; ConvF(6.56, 6.56, 6.56); Calibrated: 2018/5/28
- Sensor-Surface: 3mm (Mechanical Surface Detection)
- Electronics: DAE3 Sn577; Calibrated: 2017/9/25
- Phantom: SAM_Left; Type: QD000P40CD; Serial: TP:1431
- Measurement SW: DASY52, Version 52.10 (1);SEMCAD X Version 14.6.11 (7439)

**Area Scan (71x51x1):** Interpolated grid: dx=1.500 mm, dy=1.500 mm
Maximum value of SAR (interpolated) = 0.848 W/kg

**Zoom Scan (5x5x7)/Cube 0:** Measurement grid: dx=8mm, dy=8mm, dz=5mm
Reference Value = 24.40 V/m; Power Drift = -0.07 dB
Peak SAR (extrapolated) = 1.27 W/kg
**SAR(1 g) = 0.651 W/kg; SAR(10 g) = 0.387 W/kg**
Maximum value of SAR (measured) = 0.829 W/kg




0 dB = 0.829 W/kg = -0.81 dBW/kg

Test Laboratory: Sporton International Inc. SAR/HAC Testing Lab Date: 2018/6/27

## #17_LTE Band 41_20M_QPSK_1_0_Right Cheek_Ch41490

Communication System: LTE; Frequency: 2680 MHz;Duty Cycle: 1:1.59
Medium: HSL_2600_180627 Medium parameters used: f = 2680 MHz; $\sigma$ = 2.059 S/m; $\varepsilon_r$ = 38.254; $\rho$ = 1000 kg/m$^3$
Ambient Temperature：23.4 ℃; Liquid Temperature：22.4 ℃

DASY5 Configuration:
- Probe: ES3DV3 - SN3169; ConvF(4.5, 4.5, 4.5); Calibrated: 2018/5/28
- Sensor-Surface: 3mm (Mechanical Surface Detection)
- Electronics: DAE3 Sn577; Calibrated: 2017/9/25
- Phantom: SAM-Right; Type: SAM; Serial: TP-1503
- Measurement SW: DASY52, Version 52.10 (1);SEMCAD X Version 14.6.11 (7439)

**Area Scan (71x71x1):** Interpolated grid: dx=1.200 mm, dy=1.200 mm
Maximum value of SAR (interpolated) = 1.50 W/kg

**Zoom Scan (7x7x7)/Cube 0:** Measurement grid: dx=5mm, dy=5mm, dz=5mm
Reference Value = 24.15 V/m; Power Drift = -0.07 dB
Peak SAR (extrapolated) = 2.48 W/kg
**SAR(1 g) = 0.966 W/kg; SAR(10 g) = 0.422 W/kg**
Maximum value of SAR (measured) = 1.33 W/kg

0 dB = 1.33 W/kg = 1.24 dBW/kg

# #18_WLAN2.4GHz_802.11b 1Mbps_Left Cheek_Ch11;Ant 4+5

Communication System: 802.11b; Frequency: 2462 MHz;Duty Cycle: 1:1
Medium: HSL_2450_180624 Medium parameters used: f = 2462 MHz; $\sigma$ = 1.819 S/m; $\varepsilon_r$ = 39.173; $\rho$ = 1000 kg/m$^3$
Ambient Temperature：23.7 ℃; Liquid Temperature：22.7 ℃

DASY5 Configuration:
- Probe: EX3DV4 - SN3925; ConvF(7.72, 7.72, 7.72); Calibrated: 2018/5/31
- Sensor-Surface: 1.4mm (Mechanical Surface Detection)
- Electronics: DAE3 Sn495; Calibrated: 2018/5/24
- Phantom: SAM-Left; Type: QD 000 P40 C; Serial: TP-1446
- Measurement SW: DASY52, Version 52.10 (1);SEMCAD X Version 14.6.11 (7437)

Area Scan (91x81x1): Interpolated grid: dx=1.200 mm, dy=1.200 mm
Maximum value of SAR (interpolated) = 2.02 W/kg

Zoom Scan (7x7x7)/Cube 0: Measurement grid: dx=5mm, dy=5mm, dz=5mm
Reference Value = 29.89 V/m; Power Drift = 0.06 dB
Peak SAR (extrapolated) = 2.47 W/kg
SAR(1 g) = 1.23 W/kg; SAR(10 g) = 0.551 W/kg
Maximum value of SAR (measured) = 1.98 W/kg

Zoom Scan (7x7x7)/Cube 1: Measurement grid: dx=5mm, dy=5mm, dz=5mm
Reference Value = 29.89 V/m; Power Drift = 0.06 dB
Peak SAR (extrapolated) = 1.25 W/kg
SAR(1 g) = 0.582 W/kg; SAR(10 g) = 0.273 W/kg
Maximum value of SAR (measured) = 0.995 W/kg

0 dB = 0.995 W/kg = -0.02 dBW/kg

## #19_WLAN5GHz_802.11n-HT40 MCS0_Left Cheek_Ch46;Ant 4+5

Communication System: 802.11n; Frequency: 5230 MHz;Duty Cycle: 1:1.051
Medium: HSL_5G_180627 Medium parameters used: f = 5230 MHz; $\sigma$ = 4.683 S/m; $\varepsilon_r$ = 36.056; $\rho$ = 1000 kg/m$^3$
Ambient Temperature：23.7 ℃; Liquid Temperature：22.7 ℃

DASY5 Configuration:
- Probe: EX3DV4 - SN3931; ConvF(5.34, 5.34, 5.34); Calibrated: 2017/9/29
- Sensor-Surface: 1.4mm (Mechanical Surface Detection)
- Electronics: DAE4 Sn1399; Calibrated: 2017/11/16
- Phantom: SAM_Right; Type: QD000P40CD; Serial: 1884
- Measurement SW: DASY52, Version 52.10 (1);SEMCAD X Version 14.6.11 (7437)

**Area Scan (101x91x1):** Interpolated grid: dx=1.000 mm, dy=1.000 mm
Maximum value of SAR (interpolated) = 2.50 W/kg

**Zoom Scan (7x7x7)/Cube 0:** Measurement grid: dx=4mm, dy=4mm, dz=1.4mm
Reference Value = 21.81 V/m; Power Drift = 0.06 dB
Peak SAR (extrapolated) = 4.05 W/kg
**SAR(1 g) = 1.02 W/kg; SAR(10 g) = 0.364 W/kg**
Maximum value of SAR (measured) = 2.46 W/kg

**Zoom Scan (7x7x7)/Cube 1:** Measurement grid: dx=4mm, dy=4mm, dz=1.4mm
Reference Value = 21.81 V/m; Power Drift = 0.06 dB
Peak SAR (extrapolated) = 4.07 W/kg
**SAR(1 g) = 1.15 W/kg; SAR(10 g) = 0.409 W/kg**
Maximum value of SAR (measured) = 2.59 W/kg




0 dB = 2.59 W/kg = 4.13 dBW/kg

# #20_WLAN5GHz_802.11n-HT40 MCS0_Left Cheek_Ch54;Ant 5

Communication System: 802.11n; Frequency: 5270 MHz;Duty Cycle: 1:1.042
Medium: HSL_5G_180624 Medium parameters used: f = 5270 MHz; $\sigma$ = 4.707 S/m; $\varepsilon_r$ = 36.066; $\rho$ = 1000 kg/m$^3$
Ambient Temperature：23.7 ℃; Liquid Temperature：22.7 ℃

DASY5 Configuration:
- Probe: EX3DV4 - SN3925; ConvF(5.08, 5.08, 5.08); Calibrated: 2018/5/31
- Sensor-Surface: 1.4mm (Mechanical Surface Detection)
- Electronics: DAE3 Sn495; Calibrated: 2018/5/24
- Phantom: SAM_Right; Type: QD000P40CD; Serial: 1884
- Measurement SW: DASY52, Version 52.10 (1);SEMCAD X Version 14.6.11 (7437)

Area Scan (81x81x1): Interpolated grid: dx=1.000 mm, dy=1.000 mm
Maximum value of SAR (interpolated) = 3.35 W/kg

Zoom Scan (7x7x7)/Cube 0: Measurement grid: dx=4mm, dy=4mm, dz=1.4mm
Reference Value = 17.86 V/m; Power Drift = -0.05 dB
Peak SAR (extrapolated) = 4.73 W/kg
SAR(1 g) = 1.19 W/kg; SAR(10 g) = 0.379 W/kg
Maximum value of SAR (measured) = 2.83 W/kg

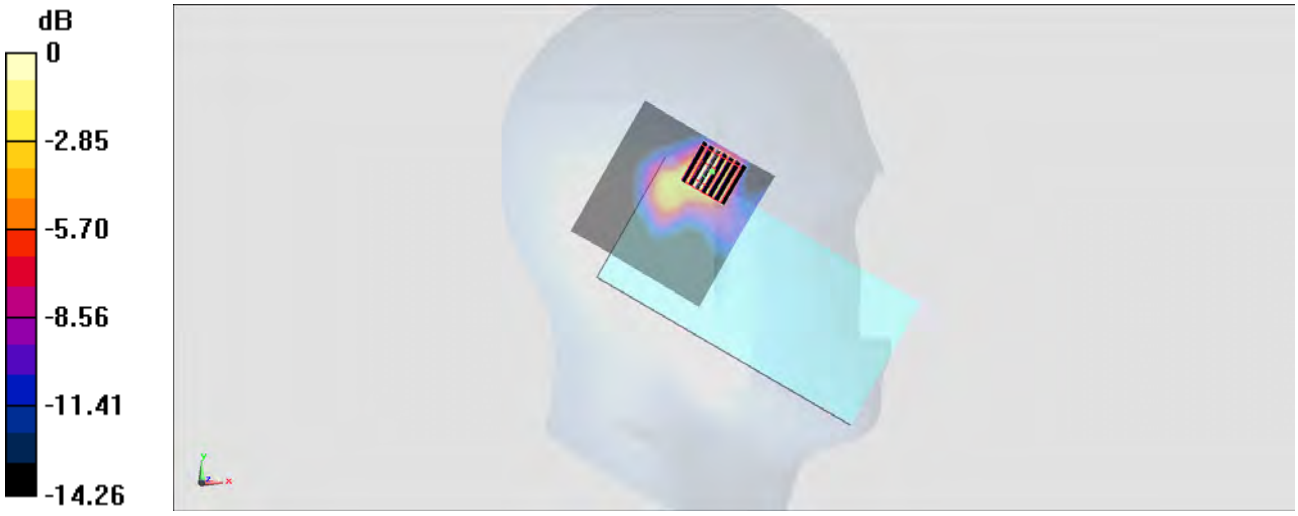


0 dB = 2.83 W/kg = 4.52 dBW/kg

# #21_WLAN5GHz_802.11ac-VHT80 MCS0_Left Cheek_Ch138;Ant 5

Communication System: 802.11ac; Frequency: 5690 MHz;Duty Cycle: 1:1.091
Medium: HSL_5G_180624 Medium parameters used: f = 5690 MHz; $\sigma$ = 5.12 S/m; $\varepsilon_r$ = 35.485; $\rho$ = 1000 kg/m$^3$
Ambient Temperature：23.7 ℃; Liquid Temperature：22.7 ℃

DASY5 Configuration:
- Probe: EX3DV4 - SN3925; ConvF(4.89, 4.89, 4.89); Calibrated: 2018/5/31
- Sensor-Surface: 1.4mm (Mechanical Surface Detection)
- Electronics: DAE3 Sn495; Calibrated: 2018/5/24
- Phantom: SAM_Right; Type: QD000P40CD; Serial: 1884
- Measurement SW: DASY52, Version 52.10 (1);SEMCAD X Version 14.6.11 (7437)

Area Scan (81x81x1): Interpolated grid: dx=1.000 mm, dy=1.000 mm
Maximum value of SAR (interpolated) = 3.06 W/kg

Zoom Scan (7x7x7)/Cube 0: Measurement grid: dx=4mm, dy=4mm, dz=1.4mm
Reference Value = 16.11 V/m; Power Drift = -0.03 dB
Peak SAR (extrapolated) = 4.52 W/kg
SAR(1 g) = 1.07 W/kg; SAR(10 g) = 0.342 W/kg
Maximum value of SAR (measured) = 2.66 W/kg




0 dB = 2.66 W/kg = 4.25 dBW/kg

# #22_WLAN5GHz_802.11ac-VHT80 MCS0_Left Cheek_Ch155;Ant 5

Communication System: 802.11ac; Frequency: 5775 MHz;Duty Cycle: 1:1.091
Medium: HSL_5G_180624 Medium parameters used: f = 5775 MHz; $\sigma$ = 5.209 S/m; $\varepsilon_r$ = 35.387; $\rho$ = 1000 kg/m$^3$
Ambient Temperature：23.7 ℃; Liquid Temperature：22.7 ℃

DASY5 Configuration:
- Probe: EX3DV4 - SN3925; ConvF(4.89, 4.89, 4.89); Calibrated: 2018/5/31
- Sensor-Surface: 1.4mm (Mechanical Surface Detection)
- Electronics: DAE3 Sn495; Calibrated: 2018/5/24
- Phantom: SAM_Right; Type: QD000P40CD; Serial: 1884
- Measurement SW: DASY52, Version 52.10 (1);SEMCAD X Version 14.6.11 (7437)

Area Scan (81x81x1): Interpolated grid: dx=1.000 mm, dy=1.000 mm
Maximum value of SAR (interpolated) = 3.13 W/kg

Zoom Scan (7x7x7)/Cube 0: Measurement grid: dx=4mm, dy=4mm, dz=1.4mm
Reference Value = 16.30 V/m; Power Drift = -0.08 dB
Peak SAR (extrapolated) = 4.67 W/kg
SAR(1 g) = 1.08 W/kg; SAR(10 g) = 0.349 W/kg
Maximum value of SAR (measured) = 2.70 W/kg




0 dB = 2.70 W/kg = 4.31 dBW/kg

# #23_Bluetooth_1Mbps_Left Cheek_Ch78;Ant 5

Communication System: Bluetooth; Frequency: 2480 MHz;Duty Cycle: 1:1.305
Medium: HSL_2450_180628 Medium parameters used: f = 2480 MHz; $\sigma$ = 1.827 S/m; $\varepsilon_r$ = 38.543; $\rho$ = 1000 kg/m$^3$
Ambient Temperature：23.4 ℃; Liquid Temperature：22.4 ℃

DASY5 Configuration:
- Probe: EX3DV4 - SN3976; ConvF(7.75, 7.75, 7.75); Calibrated: 2018/1/23
- Sensor-Surface: 1.4mm (Mechanical Surface Detection)
- Electronics: DAE4 Sn778; Calibrated: 2018/5/25
- Phantom: SAM_Left; Type: QD000P40CD; Serial: TP:1477
- Measurement SW: DASY52, Version 52.10 (1);SEMCAD X Version 14.6.11 (7439)

Area Scan (91x71x1): Interpolated grid: dx=1.200 mm, dy=1.200 mm
Maximum value of SAR (interpolated) = 0.258 W/kg

Zoom Scan (7x7x7)/Cube 0: Measurement grid: dx=5mm, dy=5mm, dz=5mm
Reference Value = 10.20 V/m; Power Drift = 0.06 dB
Peak SAR (extrapolated) = 0.399 W/kg
SAR(1 g) = 0.172 W/kg; SAR(10 g) = 0.071 W/kg
Maximum value of SAR (measured) = 0.300 W/kg




0 dB = 0.300 W/kg = -5.23 dBW/kg

Test Laboratory: Sporton International Inc. SAR/HAC Testing Lab Date: 2018/6/20

## #24_GSM850_GPRS (4 Tx slots)_Back_10mm_Ch251

Communication System: GSM850; Frequency: 848.8 MHz;Duty Cycle: 1:2.08
Medium: MSL_850_180620 Medium parameters used: f = 849 MHz; $\sigma$ = 0.967 S/m; $\varepsilon_r$ = 56.718; $\rho$ = 1000 kg/m$^3$
Ambient Temperature：23.6 ℃; Liquid Temperature：22.6 ℃

DASY5 Configuration:
- Probe: ES3DV3 - SN3169; ConvF(6.19, 6.19, 6.19); Calibrated: 2018/5/28
- Sensor-Surface: 3mm (Mechanical Surface Detection)
- Electronics: DAE4 Sn1424; Calibrated: 2018/1/18
- Phantom: SAM-Right; Type: SAM; Serial: TP-1503
- Measurement SW: DASY52, Version 52.10 (1);SEMCAD X Version 14.6.11 (7439)

**Area Scan (71x81x1):** Interpolated grid: dx=1.500 mm, dy=1.500 mm
Maximum value of SAR (interpolated) = 0.627 W/kg

**Zoom Scan (5x5x7)/Cube 0:** Measurement grid: dx=8mm, dy=8mm, dz=5mm
Reference Value = 24.26 V/m; Power Drift = -0.07 dB
Peak SAR (extrapolated) = 0.764 W/kg
**SAR(1 g) = 0.551 W/kg; SAR(10 g) = 0.387 W/kg**
Maximum value of SAR (measured) = 0.623 W/kg

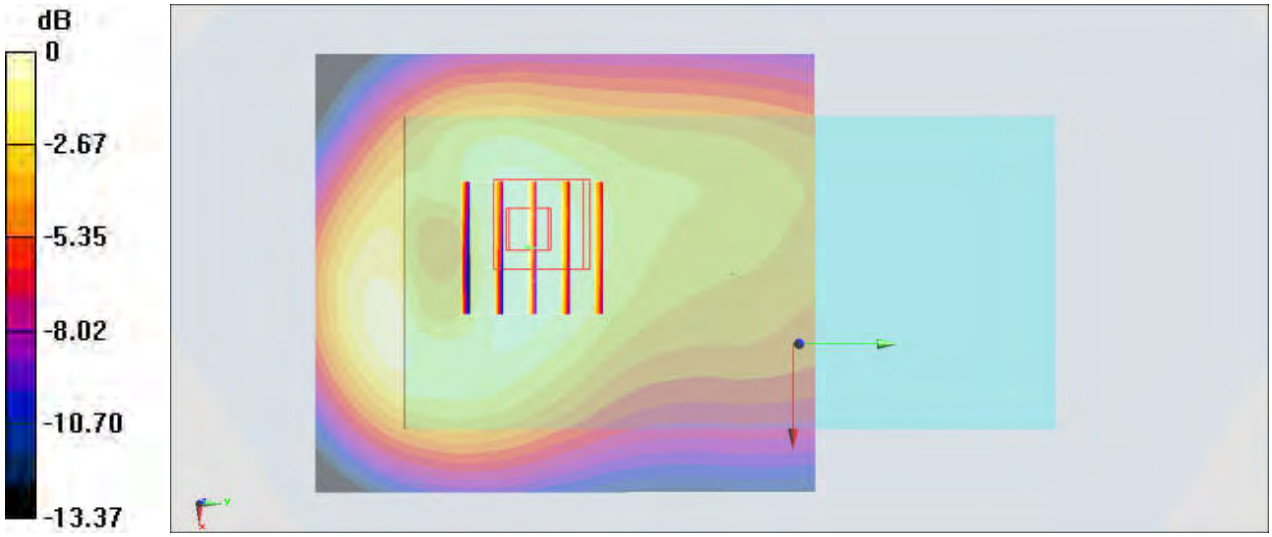


0 dB = 0.623 W/kg = -2.06 dBW/kg

Test Laboratory: Sporton International Inc. SAR/HAC Testing Lab Date: 2018/6/19

## #25_GSM1900_GPRS (3 Tx slots)_Top Side_10mm_Ch661

Communication System: PCS; Frequency: 1880 MHz;Duty Cycle: 1:2.77
Medium: MSL_1900_180619 Medium parameters used: f = 1880 MHz; $\sigma$ = 1.543 S/m; $\varepsilon_r$ = 51.722; $\rho$ = 1000 kg/m$^3$
Ambient Temperature：23.7 ℃; Liquid Temperature：22.7 ℃

DASY5 Configuration:
- Probe: EX3DV4 - SN7306; ConvF(7.98, 7.98, 7.98); Calibrated: 2017/7/24
- Sensor-Surface: 1.4mm (Mechanical Surface Detection)
- Electronics: DAE3 Sn577; Calibrated: 2017/9/25
- Phantom: SAM_Left; Type: QD000P40CD; Serial: TP:1431
- Measurement SW: DASY52, Version 52.10 (1);SEMCAD X Version 14.6.11 (7439)

**Area Scan (41x71x1):** Interpolated grid: dx=1.500 mm, dy=1.500 mm
Maximum value of SAR (interpolated) = 1.50 W/kg

**Zoom Scan (5x5x7)/Cube 0:** Measurement grid: dx=8mm, dy=8mm, dz=5mm
Reference Value = 28.20 V/m; Power Drift = -0.00 dB
Peak SAR (extrapolated) = 1.82 W/kg
**SAR(1 g) = 0.980 W/kg; SAR(10 g) = 0.493 W/kg**
Maximum value of SAR (measured) = 1.53 W/kg

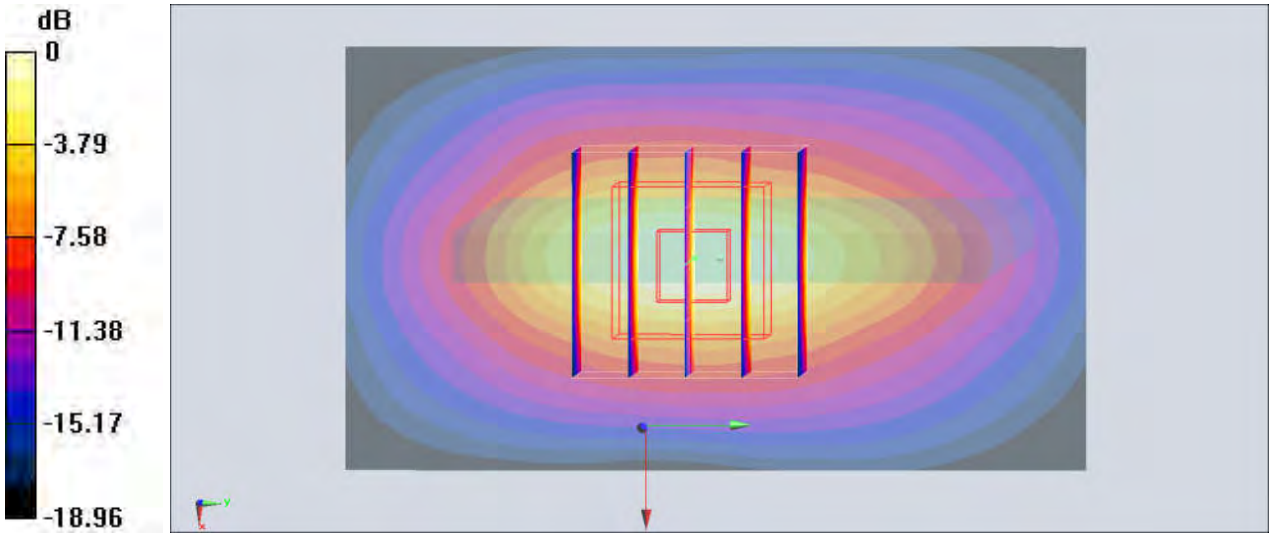


0 dB = 1.53 W/kg = 1.85 dBW/kg

# #26_WCDMA II_RMC 12.2Kbps_Bottom Side_10mm_Ch9400

Communication System: WCDMA; Frequency: 1880 MHz;Duty Cycle: 1:1
Medium: MSL_1900_180620 Medium parameters used: f = 1880 MHz; $\sigma$ = 1.564 S/m; $\varepsilon_r$ = 52.423; $\rho$ = 1000 kg/m$^3$
Ambient Temperature：23.4 ℃; Liquid Temperature：22.4 ℃

DASY5 Configuration:
- Probe: EX3DV4 - SN3925; ConvF(8.07, 8.07, 8.07); Calibrated: 2018/5/31
- Sensor-Surface: 1.4mm (Mechanical Surface Detection)
- Electronics: DAE3 Sn495; Calibrated: 2018/5/24
- Phantom: SAM_Right; Type: QD000P40CD; Serial: 1884
- Measurement SW: DASY52, Version 52.10 (1);SEMCAD X Version 14.6.11 (7437)

Area Scan (41x71x1): Interpolated grid: dx=1.500 mm, dy=1.500 mm
Maximum value of SAR (interpolated) = 1.50 W/kg

Zoom Scan (5x5x7)/Cube 0: Measurement grid: dx=8mm, dy=8mm, dz=5mm
Reference Value = 30.41 V/m; Power Drift = -0.01 dB
Peak SAR (extrapolated) = 1.61 W/kg
SAR(1 g) = 0.933 W/kg; SAR(10 g) = 0.500 W/kg
Maximum value of SAR (measured) = 1.38 W/kg

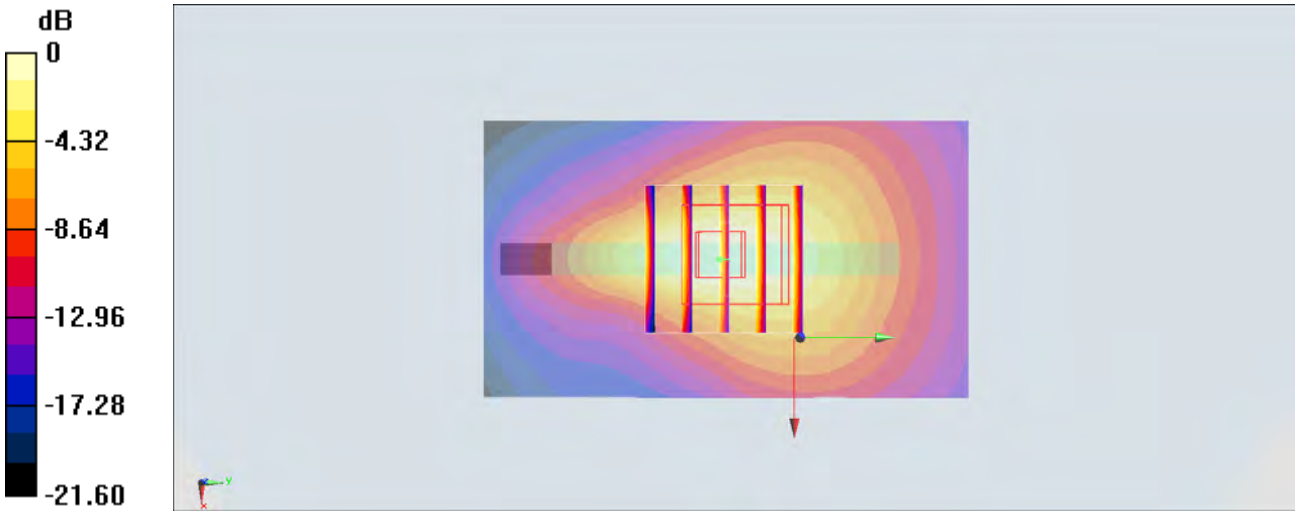


0 dB = 1.38 W/kg = 1.40 dBW/kg

# #27_WCDMA IV_RMC 12.2Kbps_Bottom Side_10mm_Ch1413

Communication System: WCDMA; Frequency: 1732.6 MHz;Duty Cycle: 1:1
Medium: MSL_1750_180618 Medium parameters used: f = 1733 MHz; $\sigma$ = 1.447 S/m; $\varepsilon_r$ = 55.308; $\rho$ = 1000 kg/m$^3$
Ambient Temperature：23.3 ℃; Liquid Temperature：22.3 ℃

DASY5 Configuration:
- Probe: EX3DV4 - SN3925; ConvF(8.47, 8.47, 8.47); Calibrated: 2018/5/31
- Sensor-Surface: 1.4mm (Mechanical Surface Detection)
- Electronics: DAE3 Sn495; Calibrated: 2018/5/24
- Phantom: SAM_Right; Type: QD000P40CD; Serial: 1884
- Measurement SW: DASY52, Version 52.10 (1);SEMCAD X Version 14.6.11 (7437)

Area Scan (41x71x1): Interpolated grid: dx=1.500 mm, dy=1.500 mm
Maximum value of SAR (interpolated) = 1.49 W/kg

Zoom Scan (5x5x7)/Cube 0: Measurement grid: dx=8mm, dy=8mm, dz=5mm
Reference Value = 31.34 V/m; Power Drift = -0.03 dB
Peak SAR (extrapolated) = 1.63 W/kg
SAR(1 g) = 0.961 W/kg; SAR(10 g) = 0.528 W/kg
Maximum value of SAR (measured) = 1.40 W/kg

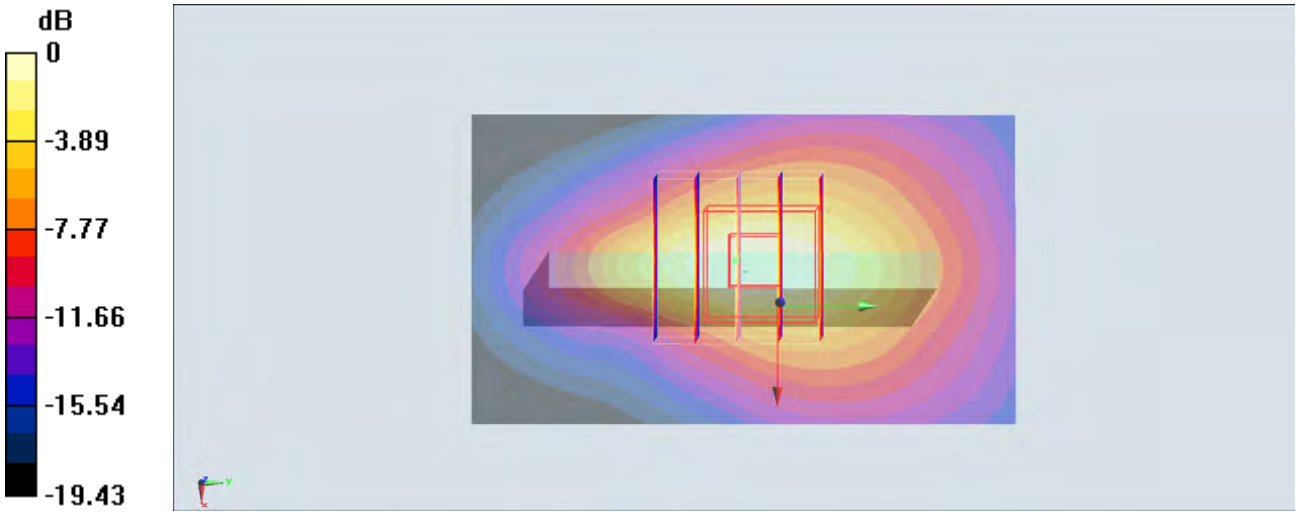


0 dB = 1.40 W/kg = 1.46 dBW/kg

Test Laboratory: Sporton International Inc. SAR/HAC Testing Lab Date: 2018/6/20

## #28_WCDMA V_RMC 12.2Kbps_Front_10mm_Ch4182

Communication System: WCDMA; Frequency: 836.4 MHz;Duty Cycle: 1:1
Medium: MSL_850_180620 Medium parameters used: f = 836.4 MHz; $\sigma$ = 0.955 S/m; $\varepsilon_r$ = 56.824; $\rho$ = 1000 kg/m$^3$
Ambient Temperature：23.6 ℃; Liquid Temperature：22.6 ℃

DASY5 Configuration:
- Probe: ES3DV3 - SN3169; ConvF(6.19, 6.19, 6.19); Calibrated: 2018/5/28
- Sensor-Surface: 3mm (Mechanical Surface Detection)
- Electronics: DAE4 Sn1424; Calibrated: 2018/1/18
- Phantom: SAM-Right; Type: SAM; Serial: TP-1503
- Measurement SW: DASY52, Version 52.10 (1);SEMCAD X Version 14.6.11 (7439)

**Area Scan (71x81x1):** Interpolated grid: dx=1.500 mm, dy=1.500 mm
Maximum value of SAR (interpolated) = 0.401 W/kg

**Zoom Scan (5x5x7)/Cube 0:** Measurement grid: dx=8mm, dy=8mm, dz=5mm
Reference Value = 19.18 V/m; Power Drift = -0.03 dB
Peak SAR (extrapolated) = 0.475 W/kg
**SAR(1 g) = 0.343 W/kg; SAR(10 g) = 0.245 W/kg**
Maximum value of SAR (measured) = 0.384 W/kg

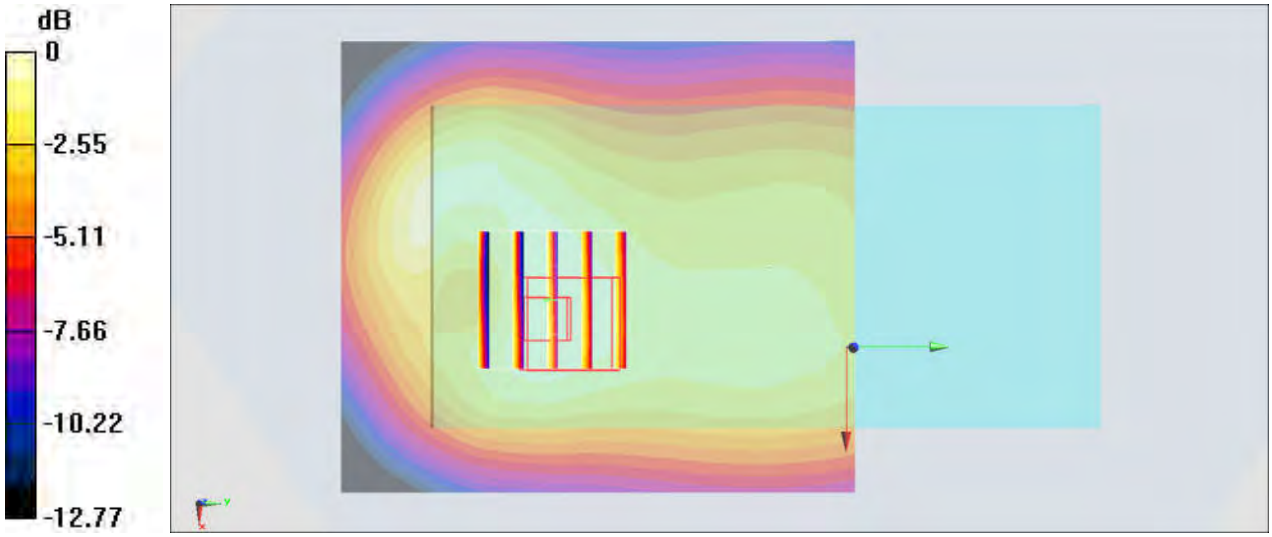


0 dB = 0.384 W/kg = -4.16 dBW/kg

## #29_CDMA BC0_RTAP 153.6Kbps_Back_10mm_Ch777

Communication System: CDMA; Frequency: 848.31 MHz;Duty Cycle: 1:1
Medium: MSL_850_180622 Medium parameters used : f = 848.31 MHz; $\sigma$ = 0.979 S/m; $\varepsilon_r$ = 57.235; $\rho$ = 1000 kg/m$^3$
Ambient Temperature：23.1 ℃; Liquid Temperature：22.1 ℃

DASY5 Configuration:
- Probe: ES3DV3 - SN3169; ConvF(6.19, 6.19, 6.19); Calibrated: 2018/5/28
- Sensor-Surface: 3mm (Mechanical Surface Detection)
- Electronics: DAE4 Sn1424; Calibrated: 2018/1/18
- Phantom: SAM-Right; Type: SAM; Serial: TP-1503
- Measurement SW: DASY52, Version 52.10 (1);SEMCAD X Version 14.6.11 (7439)

**Area Scan (61x81x1):** Interpolated grid: dx=1.500 mm, dy=1.500 mm
Maximum value of SAR (interpolated) = 0.583 W/kg

**Zoom Scan (5x5x7)/Cube 0:** Measurement grid: dx=8mm, dy=8mm, dz=5mm
Reference Value = 22.67 V/m; Power Drift = -0.09 dB
Peak SAR (extrapolated) = 0.772 W/kg
**SAR(1 g) = 0.484 W/kg; SAR(10 g) = 0.295 W/kg**
Maximum value of SAR (measured) = 0.561 W/kg

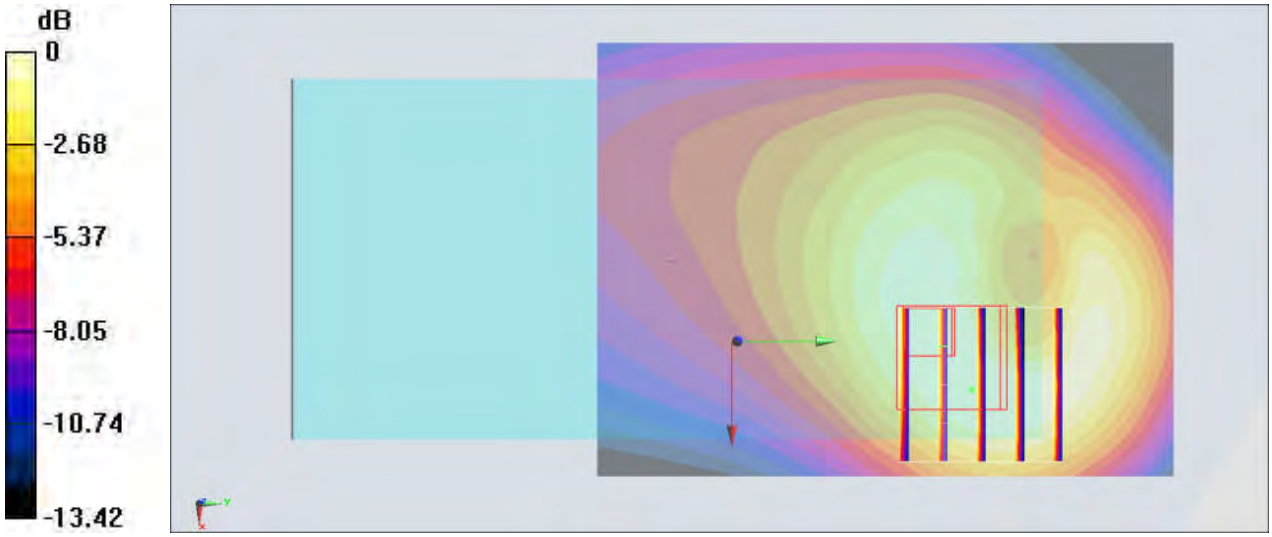


0 dB = 0.561 W/kg = -2.51 dBW/kg

# #30_CDMA BC1_RTAP 153.6Kbps_Bottom Side_10mm_Ch25

Communication System: CDMA ; Frequency: 1851.25 MHz;Duty Cycle: 1:1
Medium: MSL_1900_180626 Medium parameters used : f = 1851.25 MHz; $\sigma$ = 1.508 S/m; $\varepsilon_r$ = 53.699; $\rho$ = 1000 kg/m$^3$
Ambient Temperature：23.4 ℃; Liquid Temperature：22.4 ℃

DASY5 Configuration:
- Probe: EX3DV4 - SN3976; ConvF(8.09, 8.09, 8.09); Calibrated: 2018/1/23
- Sensor-Surface: 1.4mm (Mechanical Surface Detection)
- Electronics: DAE4 Sn778; Calibrated: 2018/5/25
- Phantom: SAM_Left; Type: QD000P40CD; Serial: TP:1477
- Measurement SW: DASY52, Version 52.10 (1);SEMCAD X Version 14.6.11 (7439)

Area Scan (41x71x1): Interpolated grid: dx=1.500 mm, dy=1.500 mm
Maximum value of SAR (interpolated) = 1.58 W/kg

Zoom Scan (5x5x7)/Cube 0: Measurement grid: dx=8mm, dy=8mm, dz=5mm
Reference Value = 32.39 V/m; Power Drift = 0.05 dB
Peak SAR (extrapolated) = 1.90 W/kg
SAR(1 g) = 1.05 W/kg; SAR(10 g) = 0.567 W/kg
Maximum value of SAR (measured) = 1.61 W/kg

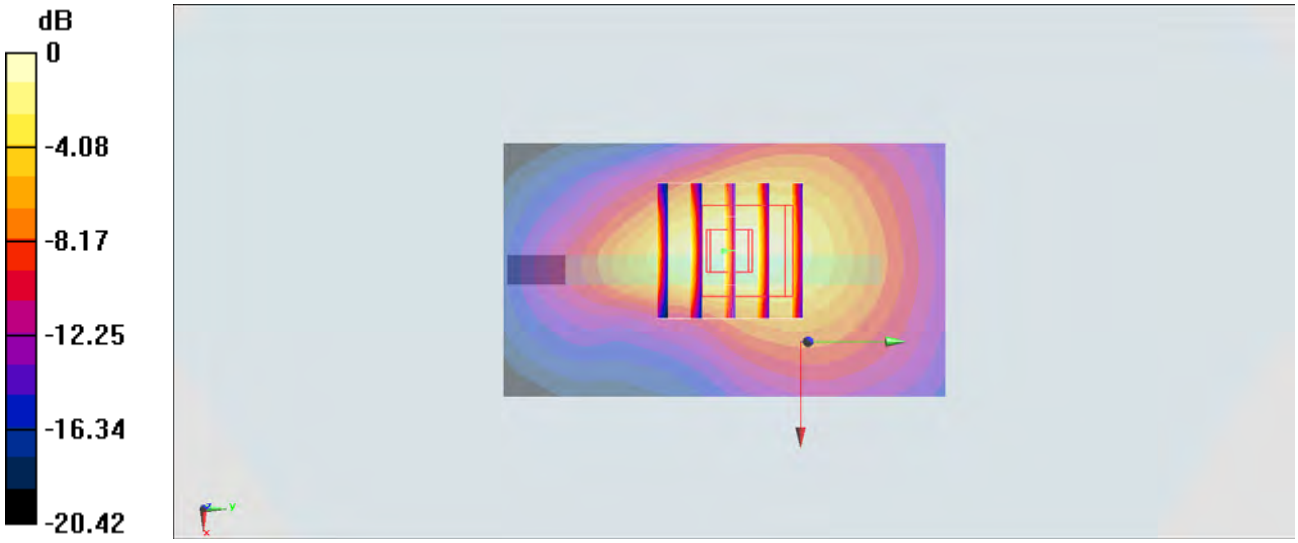


0 dB = 1.61 W/kg = 2.07 dBW/kg

Test Laboratory: Sporton International Inc. SAR/HAC Testing Lab Date: 2018/6/22

## #31_CDMA BC10_RTAP 153.6Kbps_Front_10mm_Ch580

Communication System: CDMA; Frequency: 820.5 MHz;Duty Cycle: 1:1
Medium: MSL_850_180622 Medium parameters used : f = 820.5 MHz; $\sigma$ = 0.953 S/m; $\varepsilon_r$ = 57.52; $\rho$ = 1000 kg/m$^3$
Ambient Temperature：23.1 ℃; Liquid Temperature：22.1 ℃

DASY5 Configuration:
- Probe: ES3DV3 - SN3169; ConvF(6.19, 6.19, 6.19); Calibrated: 2018/5/28
- Sensor-Surface: 3mm (Mechanical Surface Detection)
- Electronics: DAE4 Sn1424; Calibrated: 2018/1/18
- Phantom: SAM-Right; Type: SAM; Serial: TP-1503
- Measurement SW: DASY52, Version 52.10 (1);SEMCAD X Version 14.6.11 (7439)

**Area Scan (61x81x1):** Interpolated grid: dx=1.500 mm, dy=1.500 mm
Maximum value of SAR (interpolated) = 0.485 W/kg

**Zoom Scan (5x5x7)/Cube 0:** Measurement grid: dx=8mm, dy=8mm, dz=5mm
Reference Value = 21.65 V/m; Power Drift = 0.08 dB
Peak SAR (extrapolated) = 0.645 W/kg
**SAR(1 g) = 0.424 W/kg; SAR(10 g) = 0.263 W/kg**
Maximum value of SAR (measured) = 0.485 W/kg

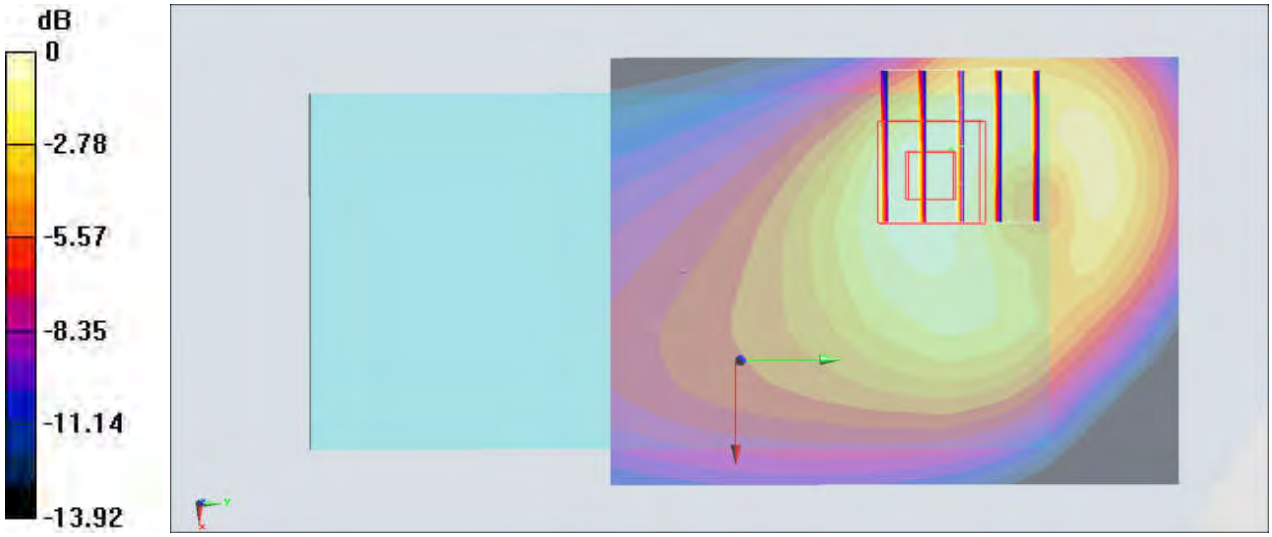


0 dB = 0.485 W/kg = -3.14 dBW/kg

# #32_LTE Band 7_20M_QPSK_1_0_Back_10mm_Ch20850

Communication System: LTE; Frequency: 2510 MHz;Duty Cycle: 1:1
Medium: MSL_2600_180619 Medium parameters used: f = 2510 MHz; $\sigma$ = 2.06 S/m; $\varepsilon_r$ = 50.999; $\rho$ = 1000 kg/m$^3$
Ambient Temperature：23.5 ℃; Liquid Temperature：22.5 ℃

DASY5 Configuration:
- Probe: EX3DV4 - SN3925; ConvF(7.59, 7.59, 7.59); Calibrated: 2018/5/31
- Sensor-Surface: 1.4mm (Mechanical Surface Detection)
- Electronics: DAE3 Sn495; Calibrated: 2018/5/24
- Phantom: SAM_Right; Type: QD000P40CD; Serial: 1884
- Measurement SW: DASY52, Version 52.10 (1);SEMCAD X Version 14.6.11 (7437)

Area Scan (81x81x1): Interpolated grid: dx=1.200 mm, dy=1.200 mm
Maximum value of SAR (interpolated) = 1.17 W/kg

Zoom Scan (7x7x7)/Cube 0: Measurement grid: dx=5mm, dy=5mm, dz=5mm
Reference Value = 23.37 V/m; Power Drift = 0.06 dB
Peak SAR (extrapolated) = 1.65 W/kg
SAR(1 g) = 0.777 W/kg; SAR(10 g) = 0.366 W/kg
Maximum value of SAR (measured) = 1.30 W/kg




0 dB = 1.30 W/kg = 1.14 dBW/kg

Test Laboratory: Sporton International Inc. SAR/HAC Testing Lab Date: 2018/6/20

## #33_LTE Band 12_10M_QPSK_1_0_Back_10mm_Ch23095

Communication System: LTE; Frequency: 707.5 MHz;Duty Cycle: 1:1
Medium: MSL_750_180620 Medium parameters used : f = 707.5 MHz; $\sigma$ = 0.927 S/m; $\varepsilon_r$ = 54.546; $\rho$ = 1000 kg/m$^3$
Ambient Temperature：23.4 ℃; Liquid Temperature：22.4 ℃

DASY5 Configuration:
- Probe: ES3DV3 - SN3169; ConvF(6.3, 6.3, 6.3); Calibrated: 2018/5/28
- Sensor-Surface: 3mm (Mechanical Surface Detection)
- Electronics: DAE4 Sn1424; Calibrated: 2018/1/18
- Phantom: SAM-Right; Type: SAM; Serial: TP-1503
- Measurement SW: DASY52, Version 52.10 (1);SEMCAD X Version 14.6.11 (7439)

**Area Scan (71x81x1):** Interpolated grid: dx=1.500 mm, dy=1.500 mm
Maximum value of SAR (interpolated) = 0.318 W/kg

**Zoom Scan (5x5x7)/Cube 0:** Measurement grid: dx=8mm, dy=8mm, dz=5mm
Reference Value = 18.74 V/m; Power Drift = -0.01 dB
Peak SAR (extrapolated) = 0.385 W/kg
**SAR(1 g) = 0.293 W/kg; SAR(10 g) = 0.234 W/kg**
Maximum value of SAR (measured) = 0.318 W/kg

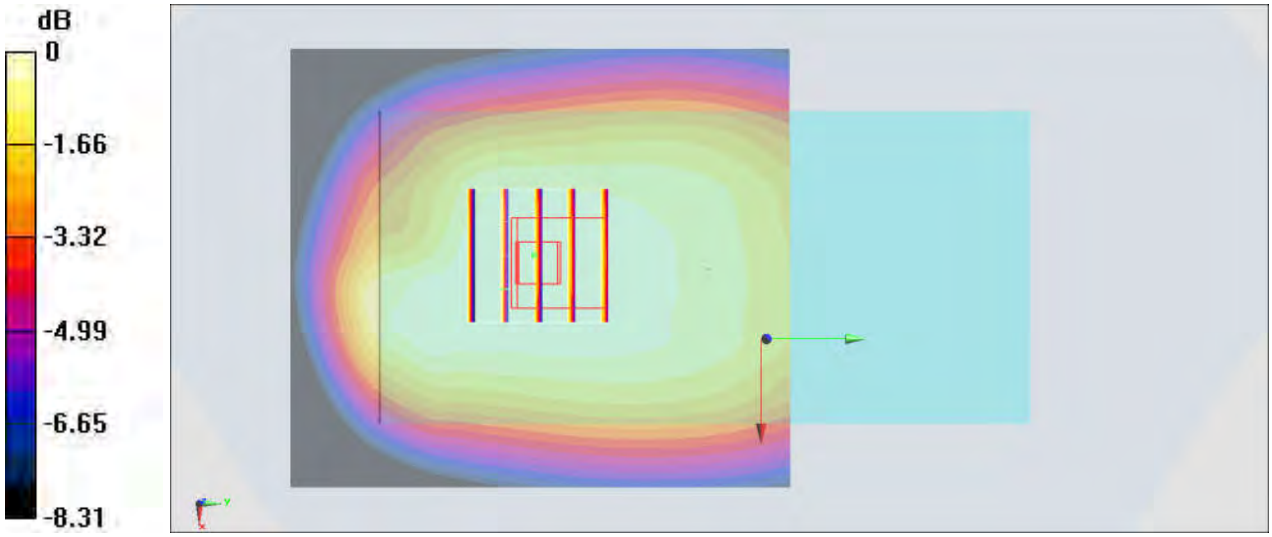


0 dB = 0.318 W/kg = -4.98 dBW/kg

## #34_LTE Band 13_10M_QPSK_1_0_Right Side_10mm_Ch23230

Communication System: LTE ; Frequency: 782 MHz;Duty Cycle: 1:1
Medium: MSL_750_180620 Medium parameters used: f = 782 MHz; $\sigma$ = 0.996 S/m; $\varepsilon_r$ = 53.838; $\rho$ = 1000 kg/m$^3$
Ambient Temperature：23.4 ℃; Liquid Temperature：22.4 ℃

DASY5 Configuration:
- Probe: ES3DV3 - SN3169; ConvF(6.3, 6.3, 6.3); Calibrated: 2018/5/28
- Sensor-Surface: 3mm (Mechanical Surface Detection)
- Electronics: DAE4 Sn1424; Calibrated: 2018/1/18
- Phantom: SAM-Right; Type: SAM; Serial: TP-1503
- Measurement SW: DASY52, Version 52.10 (1);SEMCAD X Version 14.6.11 (7439)

**Area Scan (41x121x1):** Interpolated grid: dx=1.500 mm, dy=1.500 mm
Maximum value of SAR (interpolated) = 0.435 W/kg

**Zoom Scan (5x5x7)/Cube 0:** Measurement grid: dx=8mm, dy=8mm, dz=5mm
Reference Value = 17.38 V/m; Power Drift = -0.14 dB
Peak SAR (extrapolated) = 0.533 W/kg
**SAR(1 g) = 0.381 W/kg; SAR(10 g) = 0.266 W/kg**
Maximum value of SAR (measured) = 0.436 W/kg

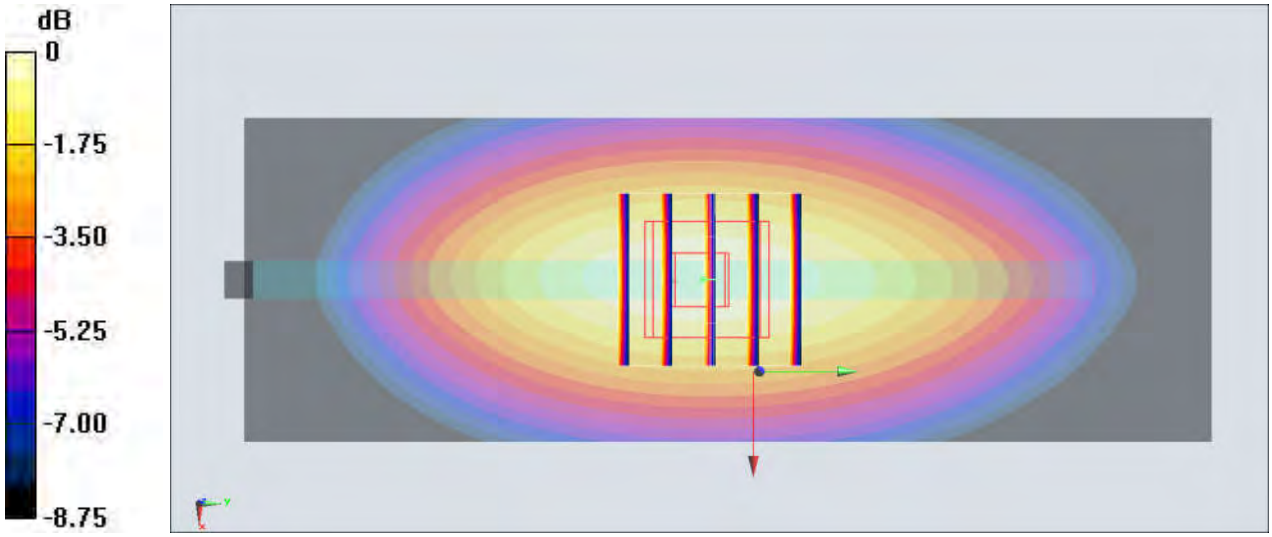


0 dB = 0.436 W/kg = -3.61 dBW/kg

# #35_LTE Band 25_20M_QPSK_1_0_Top Side_10mm_Ch26340

Communication System: LTE; Frequency: 1880 MHz;Duty Cycle: 1:1
Medium: MSL_1900_180620 Medium parameters used: f = 1880 MHz; $\sigma$ = 1.564 S/m; $\varepsilon_r$ = 52.423; $\rho$ = 1000 kg/m$^3$
Ambient Temperature：23.4 ℃; Liquid Temperature：22.4 ℃

DASY5 Configuration:
- Probe: EX3DV4 - SN3925; ConvF(8.07, 8.07, 8.07); Calibrated: 2018/5/31
- Sensor-Surface: 1.4mm (Mechanical Surface Detection)
- Electronics: DAE3 Sn495; Calibrated: 2018/5/24
- Phantom: SAM_Right; Type: QD000P40CD; Serial: 1884
- Measurement SW: DASY52, Version 52.10 (1);SEMCAD X Version 14.6.11 (7437)

Area Scan (41x71x1): Interpolated grid: dx=1.500 mm, dy=1.500 mm
Maximum value of SAR (interpolated) = 1.45 W/kg

Zoom Scan (5x5x7)/Cube 0: Measurement grid: dx=8mm, dy=8mm, dz=5mm
Reference Value = 30.88 V/m; Power Drift = 0.03 dB
Peak SAR (extrapolated) = 1.72 W/kg
SAR(1 g) = 0.968 W/kg; SAR(10 g) = 0.493 W/kg
Maximum value of SAR (measured) = 1.48 W/kg

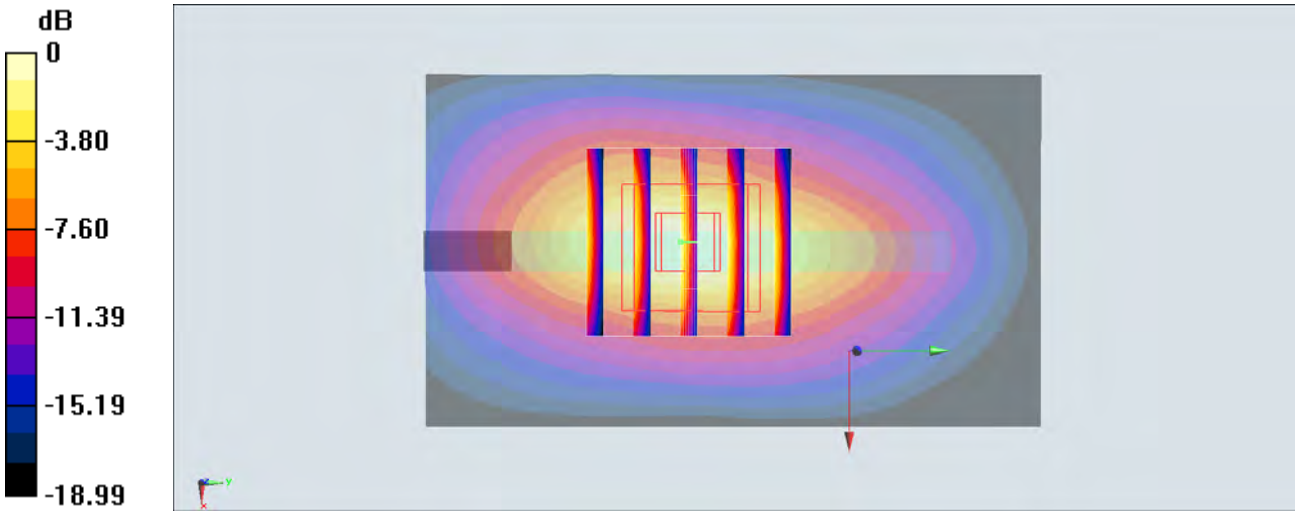


0 dB = 1.48 W/kg = 1.70 dBW/kg

Test Laboratory: Sporton International Inc. SAR/HAC Testing Lab Date: 2018/6/16

## #36_LTE Band 26_15M_QPSK_1_0_Back_10mm_Ch26865

Communication System: LTE; Frequency: 831.5 MHz;Duty Cycle: 1:1
Medium: MSL_850_180616 Medium parameters used: f = 831.5 MHz; $\sigma$ = 0.961 S/m; $\varepsilon_r$ = 55.765; $\rho$ = 1000 kg/m$^3$
Ambient Temperature：23.7 ℃; Liquid Temperature：22.7 ℃

DASY5 Configuration:
- Probe: EX3DV4 - SN7306; ConvF(9.85, 9.85, 9.85); Calibrated: 2017/7/24
- Sensor-Surface: 1.4mm (Mechanical Surface Detection)
- Electronics: DAE3 Sn577; Calibrated: 2017/9/25
- Phantom: SAM_Left; Type: QD000P40CD; Serial: TP:1431
- Measurement SW: DASY52, Version 52.10 (1);SEMCAD X Version 14.6.11 (7439)

**Area Scan (71x71x1):** Interpolated grid: dx=1.500 mm, dy=1.500 mm
Maximum value of SAR (interpolated) = 0.333 W/kg

**Zoom Scan (5x5x7)/Cube 0:** Measurement grid: dx=8mm, dy=8mm, dz=5mm
Reference Value = 19.05 V/m; Power Drift = 0.01 dB
Peak SAR (extrapolated) = 0.561 W/kg
**SAR(1 g) = 0.361 W/kg; SAR(10 g) = 0.236 W/kg**
Maximum value of SAR (measured) = 0.469 W/kg




0 dB = 0.469 W/kg = -3.29 dBW/kg

Test Laboratory: Sporton International Inc. SAR/HAC Testing Lab Date: 2018/6/26

## #37_LTE Band 30_10M_QPSK_1_0_Left Side_10mm_Ch27710

Communication System: LTE; Frequency: 2310 MHz;Duty Cycle: 1:1
Medium: MSL_2300_180626 Medium parameters used: f = 2310 MHz; $\sigma$ = 1.82 S/m; $\varepsilon_r$ = 53.606; $\rho$ = 1000 kg/m$^3$
Ambient Temperature：23.3 ℃; Liquid Temperature：22.3 ℃

DASY5 Configuration:
- Probe: ES3DV3 - SN3169; ConvF(4.5, 4.5, 4.5); Calibrated: 2018/5/28
- Sensor-Surface: 3mm (Mechanical Surface Detection)
- Electronics: DAE3 Sn577; Calibrated: 2017/9/25
- Phantom: SAM_Left; Type: QD000P40CD; Serial: TP:1431
- Measurement SW: DASY52, Version 52.10 (1);SEMCAD X Version 14.6.11 (7439)

**Area Scan (51x71x1):** Interpolated grid: dx=1.200 mm, dy=1.200 mm
Maximum value of SAR (interpolated) = 0.577 W/kg

**Zoom Scan (7x7x7)/Cube 0:** Measurement grid: dx=5mm, dy=5mm, dz=5mm
Reference Value = 17.01 V/m; Power Drift = 0.16 dB
Peak SAR (extrapolated) = 0.889 W/kg
**SAR(1 g) = 0.468 W/kg; SAR(10 g) = 0.229 W/kg**
Maximum value of SAR (measured) = 0.610 W/kg

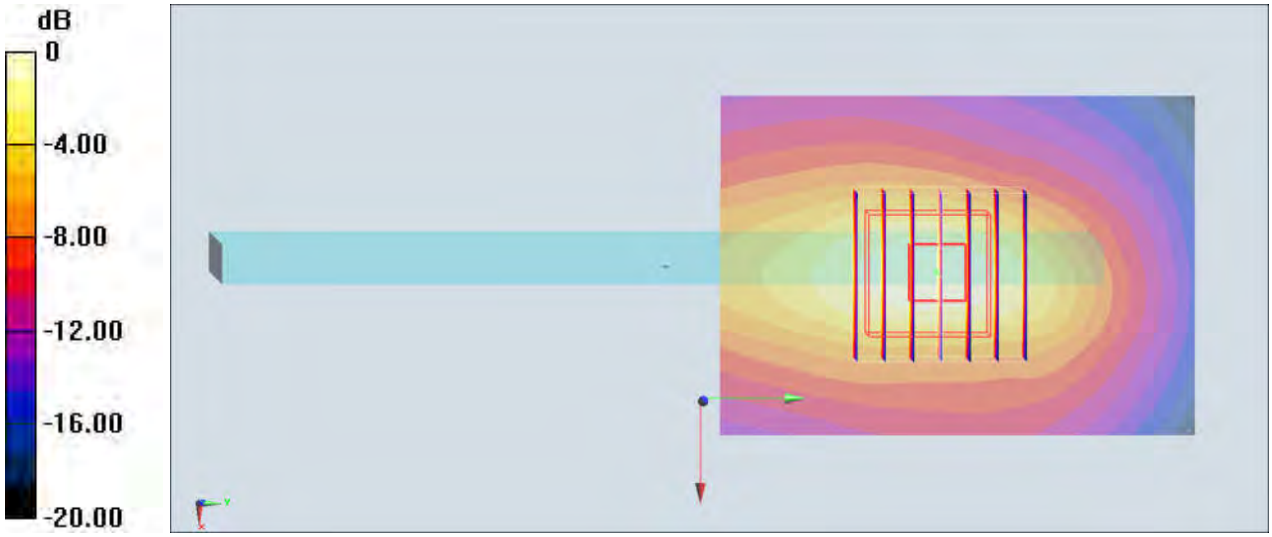


0 dB = 0.577 W/kg = -2.39 dBW/kg

# #38_LTE Band 66_20M_QPSK_1_0_Bottom Side_10mm_Ch132572

Communication System: LTE; Frequency: 1770 MHz;Duty Cycle: 1:1
Medium: MSL_1750_180618 Medium parameters used: f = 1770 MHz; $\sigma$ = 1.489 S/m; $\varepsilon_r$ = 55.172; $\rho$ = 1000 kg/m$^3$
Ambient Temperature：23.3 ℃; Liquid Temperature：22.3 ℃

DASY5 Configuration:
- Probe: EX3DV4 - SN3925; ConvF(8.47, 8.47, 8.47); Calibrated: 2018/5/31
- Sensor-Surface: 1.4mm (Mechanical Surface Detection)
- Electronics: DAE3 Sn495; Calibrated: 2018/5/24
- Phantom: SAM_Right; Type: QD000P40CD; Serial: 1884
- Measurement SW: DASY52, Version 52.10 (1);SEMCAD X Version 14.6.11 (7437)

Area Scan (41x71x1): Interpolated grid: dx=1.500 mm, dy=1.500 mm
Maximum value of SAR (interpolated) = 1.50 W/kg

Zoom Scan (5x5x7)/Cube 0: Measurement grid: dx=8mm, dy=8mm, dz=5mm
Reference Value = 31.51 V/m; Power Drift = -0.12 dB
Peak SAR (extrapolated) = 1.63 W/kg
SAR(1 g) = 1.07 W/kg; SAR(10 g) = 0.542 W/kg
Maximum value of SAR (measured) = 1.41 W/kg

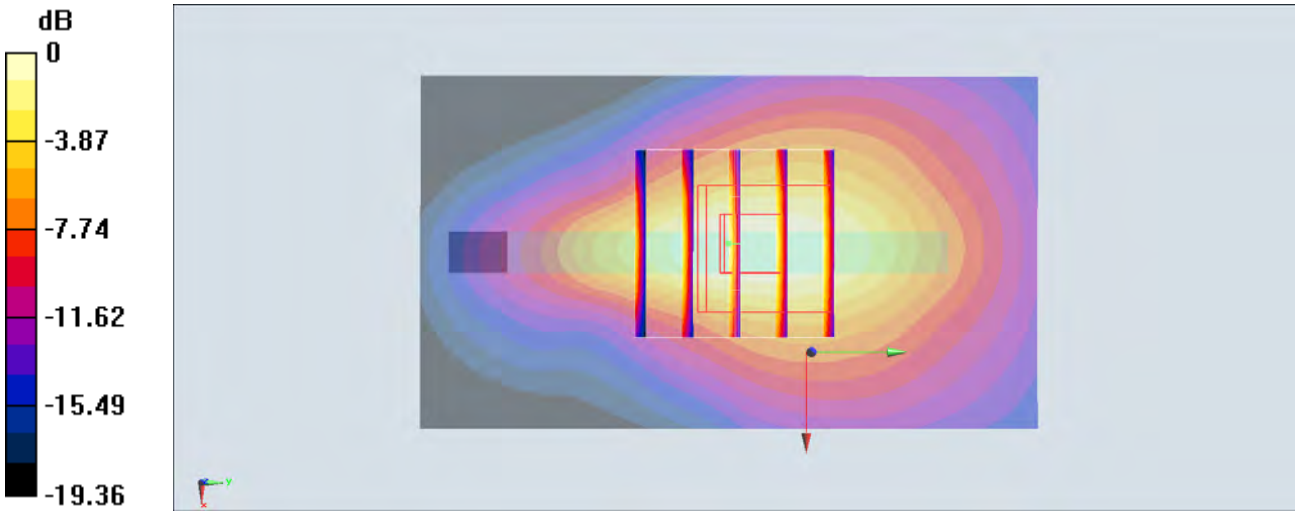


0 dB = 1.41 W/kg = 1.49 dBW/kg

## #39_LTE Band 71_20M_QPSK_1_0_Left Side_10mm_Ch133322

Communication System: LTE; Frequency: 683 MHz;Duty Cycle: 1:1
Medium: MSL_750_180625 Medium parameters used : f = 683 MHz; $\sigma$ = 0.929 S/m; $\varepsilon_r$ = 54.889; $\rho$ = 1000 kg/m$^3$
Ambient Temperature：23.5 ℃; Liquid Temperature：22.5 ℃

DASY5 Configuration:
- Probe: ES3DV3 - SN3169; ConvF(6.3, 6.3, 6.3); Calibrated: 2018/5/28
- Sensor-Surface: 3mm (Mechanical Surface Detection)
- Electronics: DAE3 Sn577; Calibrated: 2017/9/25
- Phantom: SAM-Right; Type: SAM; Serial: TP-1503
- Measurement SW: DASY52, Version 52.10 (1);SEMCAD X Version 14.6.11 (7439)

**Area Scan (41x121x1):** Interpolated grid: dx=1.500 mm, dy=1.500 mm
Maximum value of SAR (interpolated) = 0.356 W/kg

**Zoom Scan (5x5x7)/Cube 0:** Measurement grid: dx=8mm, dy=8mm, dz=5mm
Reference Value = 20.22 V/m; Power Drift = 0.01 dB
Peak SAR (extrapolated) = 0.429 W/kg
**SAR(1 g) = 0.315 W/kg; SAR(10 g) = 0.227 W/kg**
Maximum value of SAR (measured) = 0.356 W/kg

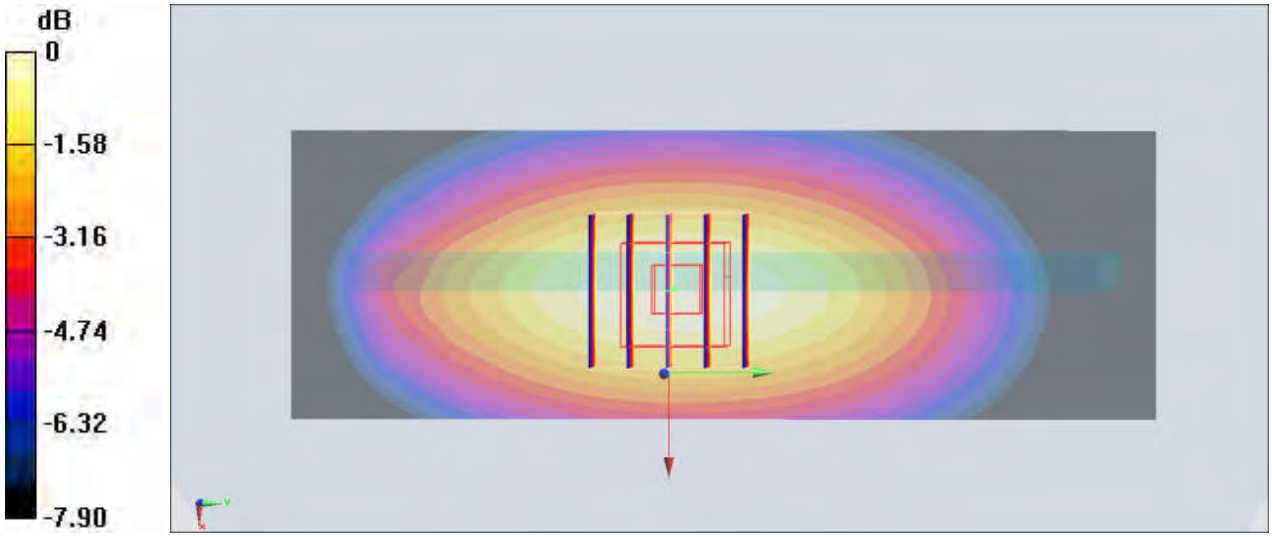


0 dB = 0.356 W/kg = -4.49 dBW/kg

# #40_LTE Band 41_20M_QPSK_1_0_Back_10mm_Ch40620

Communication System: LTE; Frequency: 2593 MHz;Duty Cycle: 1:1.59
Medium: MSL_2600_180619 Medium parameters used: f = 2593 MHz; $\sigma$ = 2.18 S/m; $\varepsilon_r$ = 50.648; $\rho$ = 1000 kg/m$^3$
Ambient Temperature：23.5 ℃; Liquid Temperature：22.5 ℃

DASY5 Configuration:
- Probe: EX3DV4 - SN3925; ConvF(7.59, 7.59, 7.59); Calibrated: 2018/5/31
- Sensor-Surface: 1.4mm (Mechanical Surface Detection)
- Electronics: DAE3 Sn495; Calibrated: 2018/5/24
- Phantom: SAM_Right; Type: QD000P40CD; Serial: 1884
- Measurement SW: DASY52, Version 52.10 (1);SEMCAD X Version 14.6.11 (7437)

Area Scan (81x81x1): Interpolated grid: dx=1.200 mm, dy=1.200 mm
Maximum value of SAR (interpolated) = 0.877 W/kg

Zoom Scan (7x7x7)/Cube 0: Measurement grid: dx=5mm, dy=5mm, dz=5mm
Reference Value = 20.33 V/m; Power Drift = 0.01 dB
Peak SAR (extrapolated) = 1.19 W/kg
SAR(1 g) = 0.538 W/kg; SAR(10 g) = 0.255 W/kg
Maximum value of SAR (measured) = 0.914 W/kg

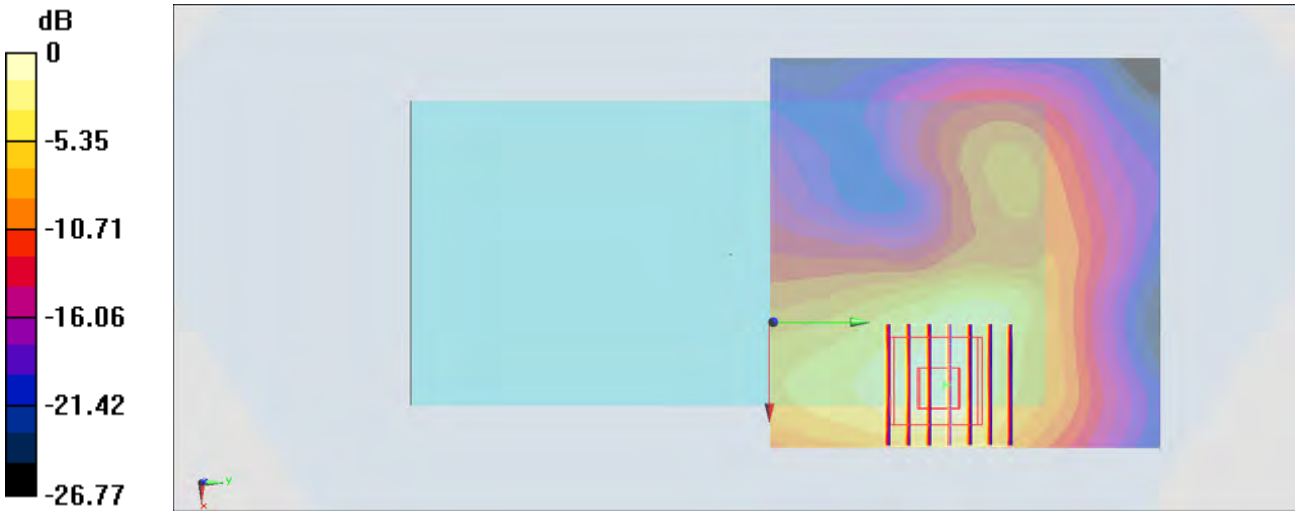


0 dB = 0.914 W/kg = -0.39 dBW/kg

# #41_WLAN2.4GHz_802.11b 1Mbps_Back_10mm_Ch11;Ant 5

Communication System: 802.11b; Frequency: 2462 MHz;Duty Cycle: 1:1
Medium: MSL_2450_180623 Medium parameters used: f = 2462 MHz; $\sigma$ = 1.895 S/m; $\varepsilon_r$ = 52.661; $\rho$ = 1000 kg/m$^3$
Ambient Temperature：23.3 ℃; Liquid Temperature：22.3 ℃

DASY5 Configuration:
- Probe: EX3DV4 - SN3925; ConvF(7.63, 7.63, 7.63); Calibrated: 2018/5/31
- Sensor-Surface: 1.4mm (Mechanical Surface Detection)
- Electronics: DAE3 Sn495; Calibrated: 2018/5/24
- Phantom: SAM_Right; Type: QD000P40CD; Serial: 1884
- Measurement SW: DASY52, Version 52.10 (1);SEMCAD X Version 14.6.11 (7437)

Area Scan (91x81x1): Interpolated grid: dx=1.200 mm, dy=1.200 mm
Maximum value of SAR (interpolated) = 0.470 W/kg

Zoom Scan (7x7x7)/Cube 0: Measurement grid: dx=5mm, dy=5mm, dz=5mm
Reference Value = 15.37 V/m; Power Drift = -0.11 dB
Peak SAR (extrapolated) = 0.644 W/kg
SAR(1 g) = 0.344 W/kg; SAR(10 g) = 0.166 W/kg
Maximum value of SAR (measured) = 0.534 W/kg

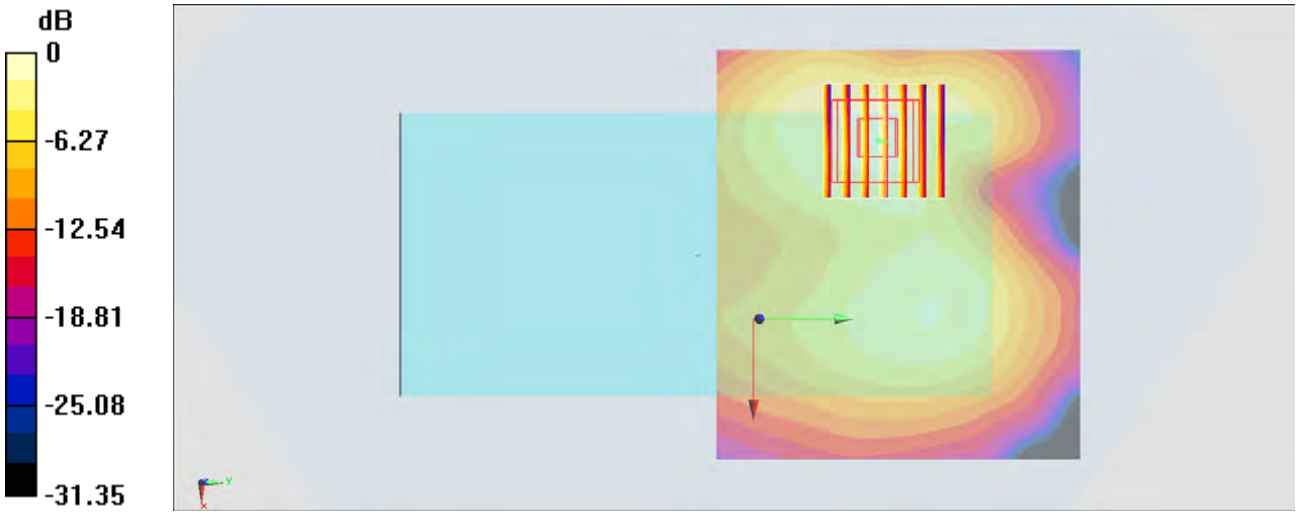


0 dB = 0.534 W/kg = -2.72 dBW/kg

# #42_WLAN5GHz_802.11n-HT40 MCS0_Right Side_10mm_Ch46;Ant 5

Communication System: 802.11n; Frequency: 5230 MHz;Duty Cycle: 1:1.042
Medium: MSL_5G_180623 Medium parameters used: f = 5230 MHz; $\sigma$ = 5.158 S/m; $\varepsilon_r$ = 46.743; $\rho$ = 1000 kg/m$^3$
Ambient Temperature：23.7 ℃; Liquid Temperature：22.7 ℃

DASY5 Configuration:
- Probe: EX3DV4 - SN3925; ConvF(4.44, 4.44, 4.44); Calibrated: 2018/5/31
- Sensor-Surface: 1.4mm (Mechanical Surface Detection)
- Electronics: DAE3 Sn495; Calibrated: 2018/5/24
- Phantom: SAM_Right; Type: QD000P40CD; Serial: 1884
- Measurement SW: DASY52, Version 52.10 (1);SEMCAD X Version 14.6.11 (7437)

Area Scan (61x91x1): Interpolated grid: dx=1.000 mm, dy=1.000 mm
Maximum value of SAR (interpolated) = 0.765 W/kg

Zoom Scan (7x7x7)/Cube 0: Measurement grid: dx=4mm, dy=4mm, dz=1.4mm
Reference Value = 11.45 V/m; Power Drift = 0.14 dB
Peak SAR (extrapolated) = 1.24 W/kg
SAR(1 g) = 0.337 W/kg; SAR(10 g) = 0.120 W/kg
Maximum value of SAR (measured) = 0.788 W/kg

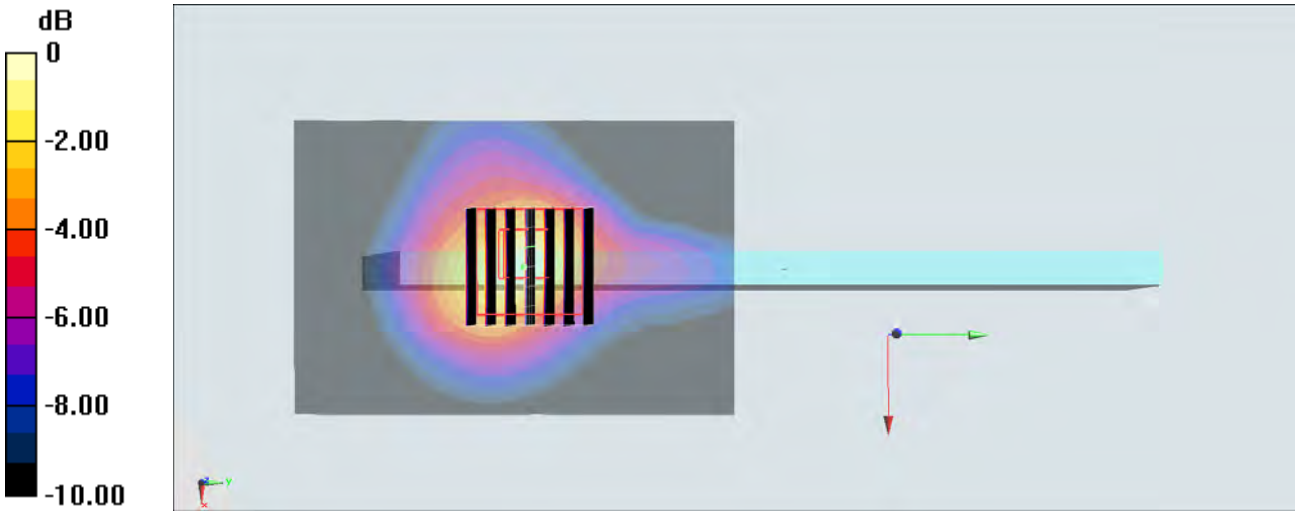


0 dB = 0.788 W/kg = -1.03 dBW/kg

# #**43**_WLAN5GHz_802.11ac-VHT80 MCS0_Right Side_10mm_Ch155;Ant 5

Communication System: 802.11ac; Frequency: 5775 MHz;Duty Cycle: 1:1.087
Medium: MSL_5G_180623 Medium parameters used: f = 5775 MHz; $\sigma$ = 5.855 S/m; $\varepsilon_r$ = 45.903; $\rho$ = 1000 kg/m$^3$
Ambient Temperature：23.7 ℃; Liquid Temperature：22.7 ℃

DASY5 Configuration:
- Probe: EX3DV4 - SN3925; ConvF(4.17, 4.17, 4.17); Calibrated: 2018/5/31
- Sensor-Surface: 1.4mm (Mechanical Surface Detection)
- Electronics: DAE3 Sn495; Calibrated: 2018/5/24
- Phantom: SAM_Right; Type: QD000P40CD; Serial: 1884
- Measurement SW: DASY52, Version 52.10 (1);SEMCAD X Version 14.6.11 (7437)

Area Scan (61x91x1): Interpolated grid: dx=1.000 mm, dy=1.000 mm
Maximum value of SAR (interpolated) = 0.438 W/kg

Zoom Scan (7x7x7)/Cube 0: Measurement grid: dx=4mm, dy=4mm, dz=1.4mm
Reference Value = 6.490 V/m; Power Drift = 0.02 dB
Peak SAR (extrapolated) = 0.731 W/kg
SAR(1 g) = 0.176 W/kg; SAR(10 g) = 0.061 W/kg
Maximum value of SAR (measured) = 0.437 W/kg

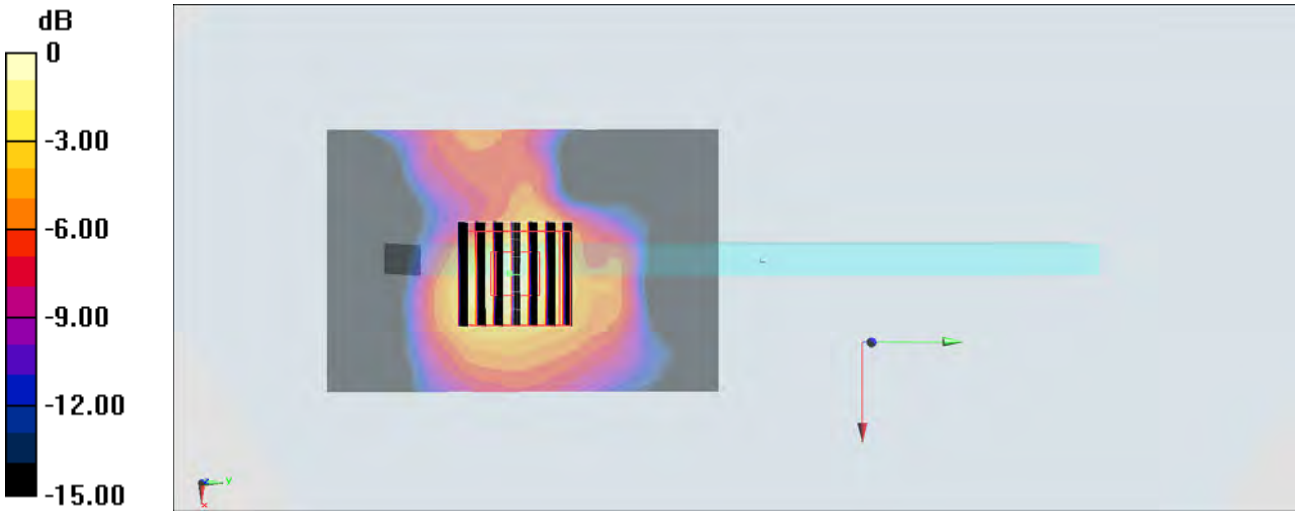


0 dB = 0.437 W/kg = -3.60 dBW/kg

## #44_Bluetooth_1Mbps_Back_10mm_Ch78;Ant 5

Communication System: Bluetooth ; Frequency: 2480 MHz;Duty Cycle: 1:1.305
Medium: MSL2450_180628 Medium parameters used: f = 2480 MHz; $\sigma$ = 2.024 S/m; $\varepsilon_r$ = 51.091; $\rho$ = 1000 kg/m$^3$
Ambient Temperature：23.4 ℃; Liquid Temperature：22.4 ℃

DASY5 Configuration:
- Probe: EX3DV4 - SN3976; ConvF(7.8, 7.8, 7.8); Calibrated: 2018/1/23
- Sensor-Surface: 1.4mm (Mechanical Surface Detection)
- Electronics: DAE4 Sn778; Calibrated: 2018/5/25
- Phantom: SAM_Right; Type: SAM; Serial: TP:1479
- Measurement SW: DASY52, Version 52.10 (1);SEMCAD X Version 14.6.11 (7439)

**Area Scan (91x91x1):** Interpolated grid: dx=1.200 mm, dy=1.200 mm
Maximum value of SAR (interpolated) = 0.120 W/kg

**Zoom Scan (7x7x7)/Cube 0:** Measurement grid: dx=5mm, dy=5mm, dz=5mm
Reference Value = 6.115 V/m; Power Drift = 0.15 dB
Peak SAR (extrapolated) = 0.163 W/kg
**SAR(1 g) = 0.084 W/kg; SAR(10 g) = 0.040 W/kg**
Maximum value of SAR (measured) = 0.132 W/kg

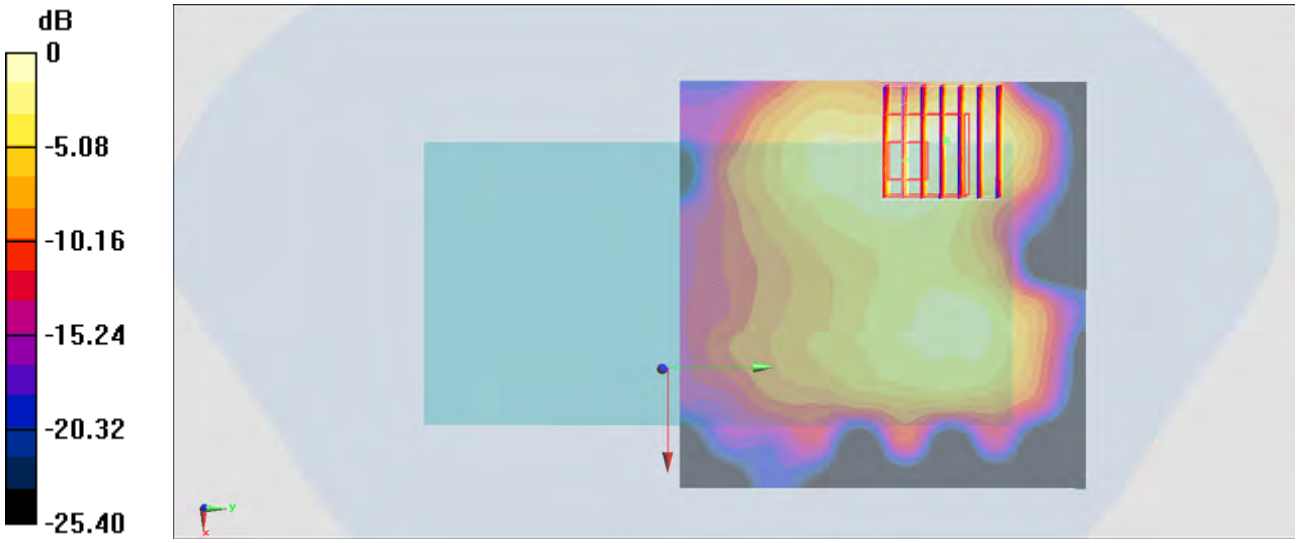


0 dB = 0.132 W/kg = -8.79 dBW/kg

Test Laboratory: Sporton International Inc. SAR/HAC Testing Lab Date: 2018/6/20

## #45_GSM850_GPRS (4 Tx slots)_Back_10mm_Ch251

Communication System: GSM850; Frequency: 848.8 MHz;Duty Cycle: 1:2.08
Medium: MSL_850_180620 Medium parameters used: f = 849 MHz; $\sigma$ = 0.967 S/m; $\varepsilon_r$ = 56.718; $\rho$ = 1000 kg/m$^3$
Ambient Temperature：23.6 ℃; Liquid Temperature：22.6 ℃

DASY5 Configuration:
- Probe: ES3DV3 - SN3169; ConvF(6.19, 6.19, 6.19); Calibrated: 2018/5/28
- Sensor-Surface: 3mm (Mechanical Surface Detection)
- Electronics: DAE4 Sn1424; Calibrated: 2018/1/18
- Phantom: SAM-Right; Type: SAM; Serial: TP-1503
- Measurement SW: DASY52, Version 52.10 (1);SEMCAD X Version 14.6.11 (7439)

**Area Scan (71x81x1):** Interpolated grid: dx=1.500 mm, dy=1.500 mm
Maximum value of SAR (interpolated) = 0.627 W/kg

**Zoom Scan (5x5x7)/Cube 0:** Measurement grid: dx=8mm, dy=8mm, dz=5mm
Reference Value = 24.26 V/m; Power Drift = -0.07 dB
Peak SAR (extrapolated) = 0.764 W/kg
**SAR(1 g) = 0.551 W/kg; SAR(10 g) = 0.387 W/kg**
Maximum value of SAR (measured) = 0.623 W/kg

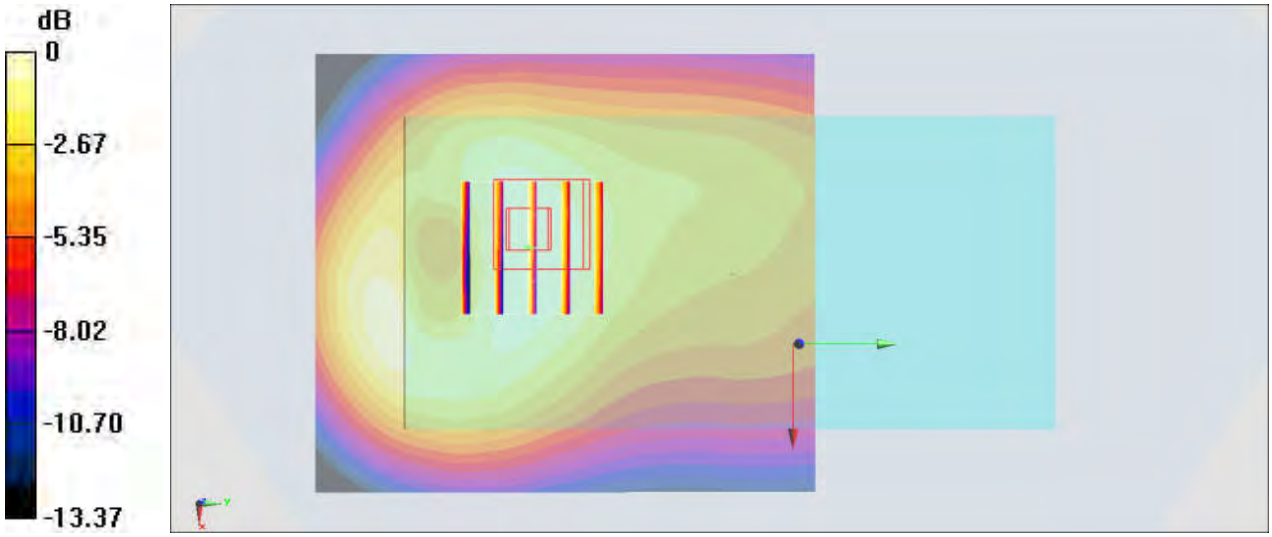


0 dB = 0.623 W/kg = -2.06 dBW/kg

## #46_GSM1900_GPRS (3 Tx slots)_Back_10mm_Ch810

Communication System: PCS; Frequency: 1909.8 MHz;Duty Cycle: 1:2.77
Medium: MSL_1900_180619 Medium parameters used: f = 1910 MHz; $\sigma$ = 1.573 S/m; $\varepsilon_r$ = 51.615; $\rho$ = 1000 kg/m$^3$
Ambient Temperature：23.7 ℃; Liquid Temperature：22.7 ℃

DASY5 Configuration:
- Probe: EX3DV4 - SN7306; ConvF(7.98, 7.98, 7.98); Calibrated: 2017/7/24
- Sensor-Surface: 1.4mm (Mechanical Surface Detection)
- Electronics: DAE3 Sn577; Calibrated: 2017/9/25
- Phantom: SAM_Left; Type: QD000P40CD; Serial: TP:1431
- Measurement SW: DASY52, Version 52.10 (1);SEMCAD X Version 14.6.11 (7439)

**Area Scan (71x51x1):** Interpolated grid: dx=1.500 mm, dy=1.500 mm
Maximum value of SAR (interpolated) = 0.857 W/kg

**Zoom Scan (5x5x7)/Cube 0:** Measurement grid: dx=8mm, dy=8mm, dz=5mm
Reference Value = 21.34 V/m; Power Drift = 0.04 dB
Peak SAR (extrapolated) = 1.06 W/kg
**SAR(1 g) = 0.609 W/kg; SAR(10 g) = 0.343 W/kg**
Maximum value of SAR (measured) = 0.901 W/kg

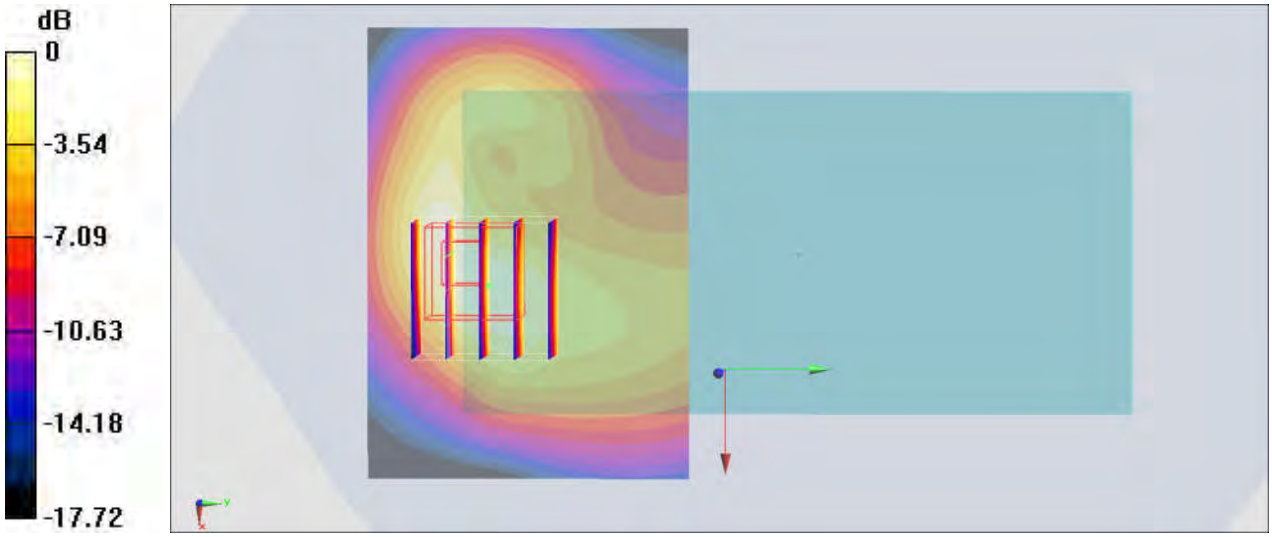


0 dB = 0.901 W/kg = -0.45 dBW/kg

# #47_WCDMA II_RMC 12.2Kbps_Back_10mm_Ch9400

Communication System: WCDMA; Frequency: 1880 MHz;Duty Cycle: 1:1
Medium: MSL_1900_180620 Medium parameters used: f = 1880 MHz; $\sigma$ = 1.564 S/m; $\varepsilon_r$ = 52.423; $\rho$ = 1000 kg/m$^3$
Ambient Temperature：23.4 ℃; Liquid Temperature：22.4 ℃

DASY5 Configuration:
- Probe: EX3DV4 - SN3925; ConvF(8.07, 8.07, 8.07); Calibrated: 2018/5/31
- Sensor-Surface: 1.4mm (Mechanical Surface Detection)
- Electronics: DAE3 Sn495; Calibrated: 2018/5/24
- Phantom: SAM_Right; Type: QD000P40CD; Serial: 1884
- Measurement SW: DASY52, Version 52.10 (1);SEMCAD X Version 14.6.11 (7437)

Area Scan (71x71x1): Interpolated grid: dx=1.500 mm, dy=1.500 mm
Maximum value of SAR (interpolated) = 1.16 W/kg

Zoom Scan (5x5x7)/Cube 0: Measurement grid: dx=8mm, dy=8mm, dz=5mm
Reference Value = 26.14 V/m; Power Drift = 0.02 dB
Peak SAR (extrapolated) = 1.51 W/kg
SAR(1 g) = 0.893 W/kg; SAR(10 g) = 0.497 W/kg
Maximum value of SAR (measured) = 1.27 W/kg

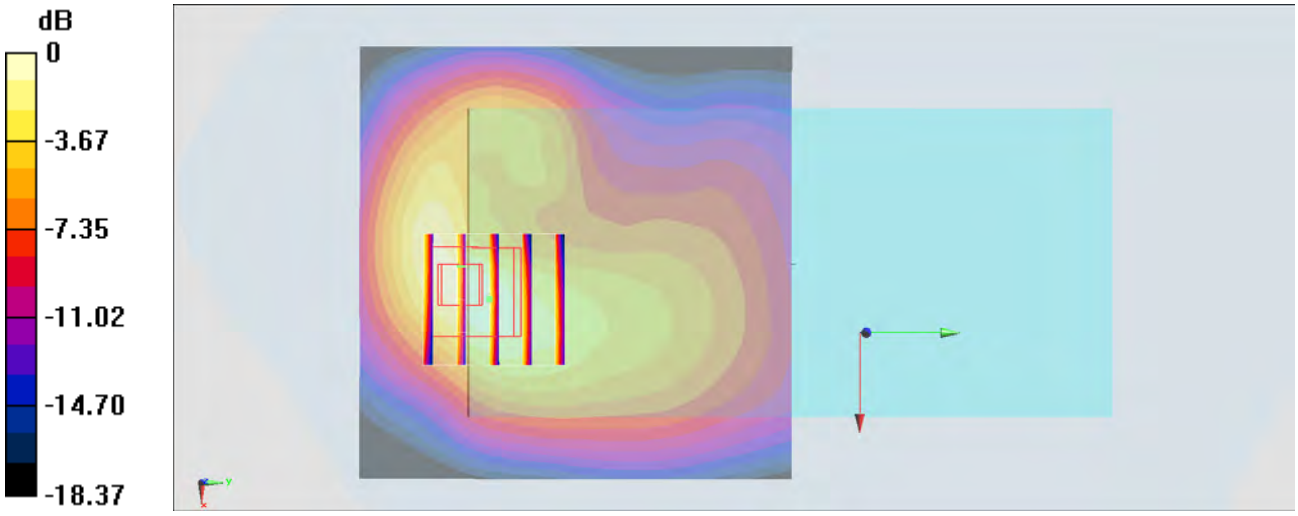


0 dB = 1.27 W/kg = 1.04 dBW/kg

# #48_WCDMA IV_RMC 12.2Kbps_Back_10mm_Ch1413

Communication System: WCDMA; Frequency: 1732.6 MHz;Duty Cycle: 1:1
Medium: MSL_1750_180618 Medium parameters used: f = 1733 MHz; $\sigma$ = 1.447 S/m; $\varepsilon_r$ = 55.308; $\rho$ = 1000 kg/m$^3$
Ambient Temperature：23.3 ℃; Liquid Temperature：22.3 ℃

DASY5 Configuration:
- Probe: EX3DV4 - SN3925; ConvF(8.47, 8.47, 8.47); Calibrated: 2018/5/31
- Sensor-Surface: 1.4mm (Mechanical Surface Detection)
- Electronics: DAE3 Sn495; Calibrated: 2018/5/24
- Phantom: SAM_Right; Type: QD000P40CD; Serial: 1884
- Measurement SW: DASY52, Version 52.10 (1);SEMCAD X Version 14.6.11 (7437)

Area Scan (71x71x1): Interpolated grid: dx=1.500 mm, dy=1.500 mm
Maximum value of SAR (interpolated) = 1.17 W/kg

Zoom Scan (5x5x7)/Cube 0: Measurement grid: dx=8mm, dy=8mm, dz=5mm
Reference Value = 25.19 V/m; Power Drift = 0.01 dB
Peak SAR (extrapolated) = 1.53 W/kg
SAR(1 g) = 0.940 W/kg; SAR(10 g) = 0.538 W/kg
Maximum value of SAR (measured) = 1.35 W/kg

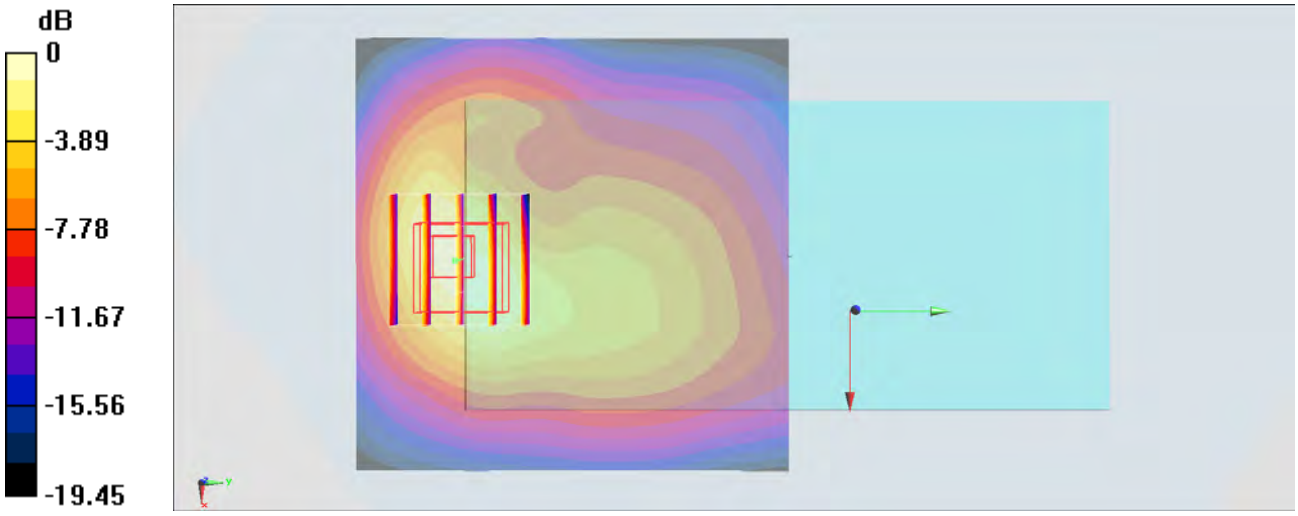


0 dB = 1.35 W/kg = 1.30 dBW/kg

Test Laboratory: Sporton International Inc. SAR/HAC Testing Lab Date: 2018/6/20

## #49_WCDMA V_RMC 12.2Kbps_Front_10mm_Ch4182

Communication System: WCDMA; Frequency: 836.4 MHz;Duty Cycle: 1:1
Medium: MSL_850_180620 Medium parameters used: f = 836.4 MHz; $\sigma$ = 0.955 S/m; $\varepsilon_r$ = 56.824; $\rho$ = 1000 kg/m$^3$
Ambient Temperature：23.6 ℃; Liquid Temperature：22.6 ℃

DASY5 Configuration:
- Probe: ES3DV3 - SN3169; ConvF(6.19, 6.19, 6.19); Calibrated: 2018/5/28
- Sensor-Surface: 3mm (Mechanical Surface Detection)
- Electronics: DAE4 Sn1424; Calibrated: 2018/1/18
- Phantom: SAM-Right; Type: SAM; Serial: TP-1503
- Measurement SW: DASY52, Version 52.10 (1);SEMCAD X Version 14.6.11 (7439)

**Area Scan (71x81x1):** Interpolated grid: dx=1.500 mm, dy=1.500 mm
Maximum value of SAR (interpolated) = 0.401 W/kg

**Zoom Scan (5x5x7)/Cube 0:** Measurement grid: dx=8mm, dy=8mm, dz=5mm
Reference Value = 19.18 V/m; Power Drift = -0.03 dB
Peak SAR (extrapolated) = 0.475 W/kg
**SAR(1 g) = 0.343 W/kg; SAR(10 g) = 0.245 W/kg**
Maximum value of SAR (measured) = 0.384 W/kg

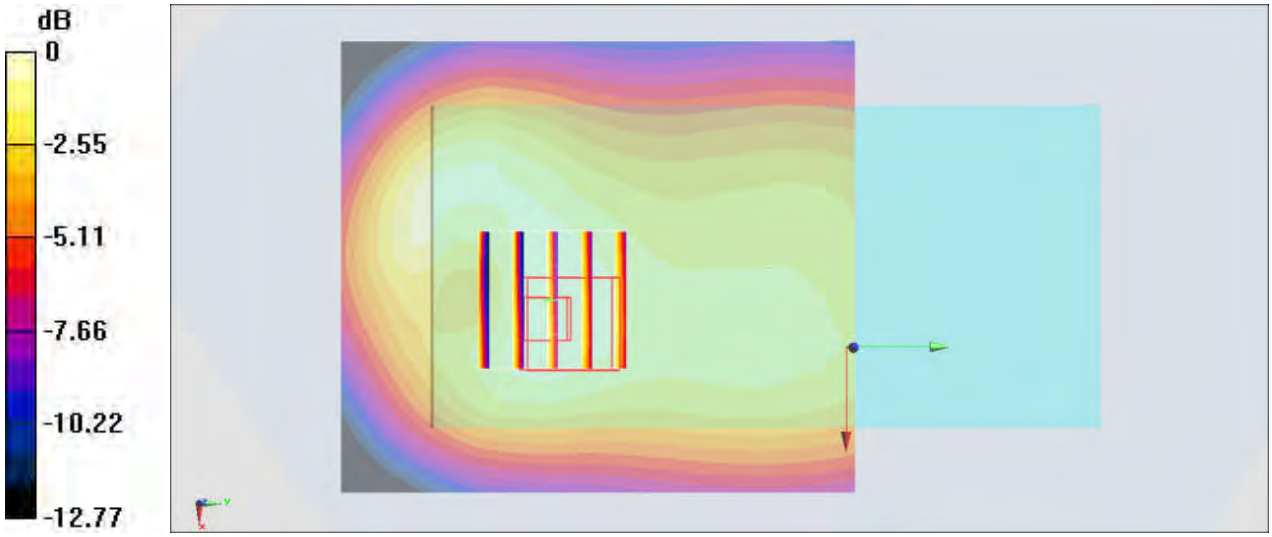


0 dB = 0.384 W/kg = -4.16 dBW/kg

Test Laboratory: Sporton International Inc. SAR/HAC Testing Lab Date: 2018/6/22

## #50_CDMA BC0_1xRTT RC3 SO32_Back_10mm_Ch777

Communication System: CDMA; Frequency: 848.31 MHz;Duty Cycle: 1:1
Medium: MSL_850_180622 Medium parameters used: f = 848.31 MHz; $\sigma$ = 0.979 S/m; $\varepsilon_r$ = 57.235; $\rho$ = 1000 kg/m$^3$
Ambient Temperature：23.1 ℃; Liquid Temperature：22.1 ℃

DASY5 Configuration:
- Probe: ES3DV3 - SN3169; ConvF(6.19, 6.19, 6.19); Calibrated: 2018/5/28
- Sensor-Surface: 3mm (Mechanical Surface Detection)
- Electronics: DAE4 Sn1424; Calibrated: 2018/1/18
- Phantom: SAM-Right; Type: SAM; Serial: TP-1503
- Measurement SW: DASY52, Version 52.10 (1);SEMCAD X Version 14.6.11 (7439)

**Area Scan (61x81x1):** Interpolated grid: dx=1.500 mm, dy=1.500 mm
Maximum value of SAR (interpolated) = 0.509 W/kg

**Zoom Scan (5x5x7)/Cube 0:** Measurement grid: dx=8mm, dy=8mm, dz=5mm
Reference Value = 23.69 V/m; Power Drift = -0.02 dB
Peak SAR (extrapolated) = 0.631 W/kg
**SAR(1 g) = 0.469 W/kg; SAR(10 g) = 0.332 W/kg**
Maximum value of SAR (measured) = 0.518 W/kg

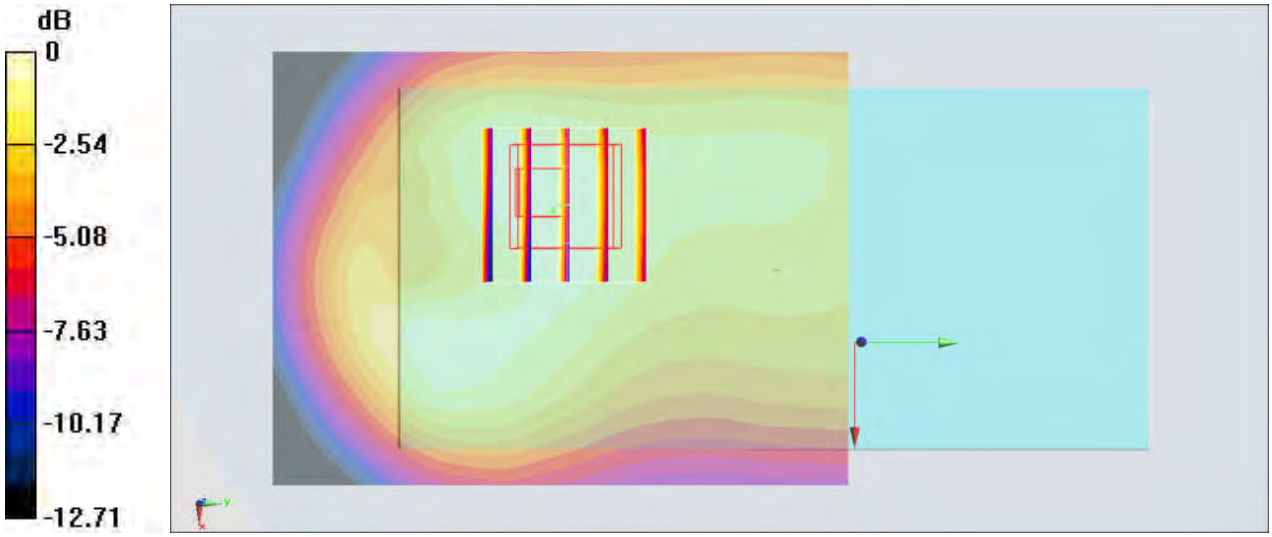


0 dB = 0.518 W/kg = -2.86 dBW/kg

# #51_CDMA BC1_1xRTT RC3 SO32_Back_10mm_Ch25

Communication System: CDMA ; Frequency: 1851.25 MHz;Duty Cycle: 1:1
Medium: MSL_1900_180626 Medium parameters used : f = 1851.25 MHz; $\sigma$ = 1.508 S/m; $\varepsilon_r$ = 53.699; $\rho$ = 1000 kg/m$^3$
Ambient Temperature：23.4 ℃; Liquid Temperature：22.4 ℃

DASY5 Configuration:
- Probe: EX3DV4 - SN3976; ConvF(8.09, 8.09, 8.09); Calibrated: 2018/1/23
- Sensor-Surface: 1.4mm (Mechanical Surface Detection)
- Electronics: DAE4 Sn778; Calibrated: 2018/5/25
- Phantom: SAM_Left; Type: QD000P40CD; Serial: TP:1477
- Measurement SW: DASY52, Version 52.10 (1);SEMCAD X Version 14.6.11 (7439)

Area Scan (71x61x1): Interpolated grid: dx=1.500 mm, dy=1.500 mm
Maximum value of SAR (interpolated) = 1.86 W/kg

Zoom Scan (5x5x7)/Cube 0: Measurement grid: dx=8mm, dy=8mm, dz=5mm
Reference Value = 23.17 V/m; Power Drift = -0.15 dB
Peak SAR (extrapolated) = 2.12 W/kg
SAR(1 g) = 1.16 W/kg; SAR(10 g) = 0.596 W/kg
Maximum value of SAR (measured) = 1.68 W/kg

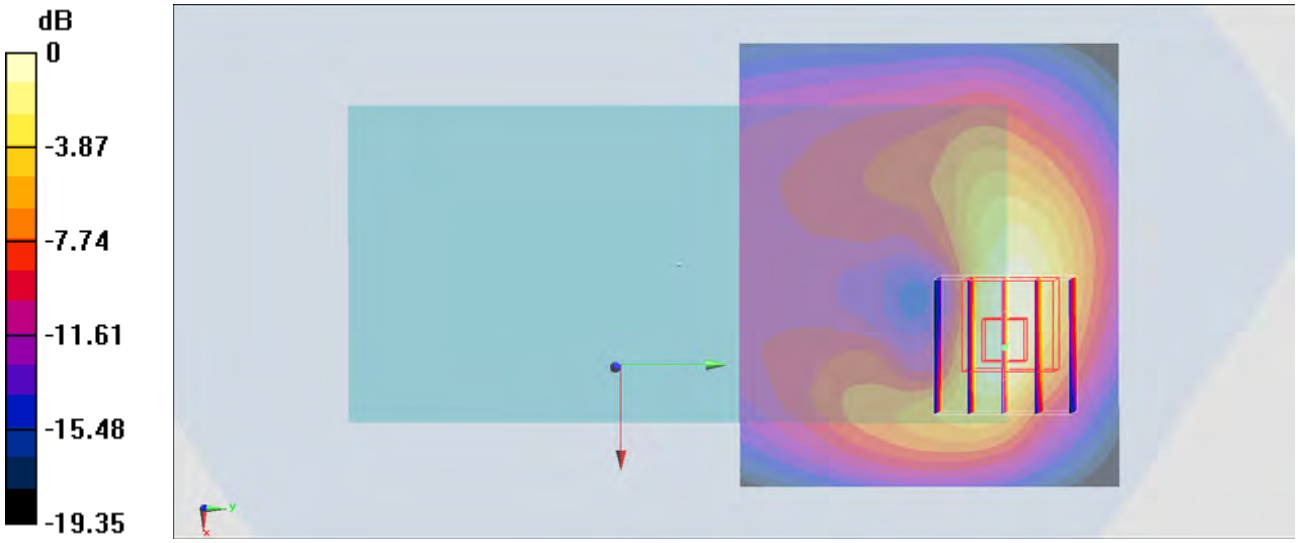


0 dB = 1.68 W/kg = 2.25 dBW/kg

Test Laboratory: Sporton International Inc. SAR/HAC Testing Lab Date: 2018/6/22

## #52_CDMA BC10_1xRTT RC3 SO32_Front_10mm_Ch580

Communication System: CDMA; Frequency: 820.5 MHz;Duty Cycle: 1:1
Medium: MSL_850_180622 Medium parameters used: f = 820.5 MHz; $\sigma$ = 0.953 S/m; $\varepsilon_r$ = 57.52; $\rho$ = 1000 kg/m$^3$
Ambient Temperature：23.1 ℃; Liquid Temperature：22.1 ℃

DASY5 Configuration:
- Probe: ES3DV3 - SN3169; ConvF(6.19, 6.19, 6.19); Calibrated: 2018/5/28
- Sensor-Surface: 3mm (Mechanical Surface Detection)
- Electronics: DAE4 Sn1424; Calibrated: 2018/1/18
- Phantom: SAM-Right; Type: SAM; Serial: TP-1503
- Measurement SW: DASY52, Version 52.10 (1);SEMCAD X Version 14.6.11 (7439)

**Area Scan (61x81x1):** Interpolated grid: dx=1.500 mm, dy=1.500 mm
Maximum value of SAR (interpolated) = 0.264 W/kg

**Zoom Scan (5x5x7)/Cube 0:** Measurement grid: dx=8mm, dy=8mm, dz=5mm
Reference Value = 21.50 V/m; Power Drift = 0.03 dB
Peak SAR (extrapolated) = 0.598 W/kg
**SAR(1 g) = 0.397 W/kg; SAR(10 g) = 0.263 W/kg**
Maximum value of SAR (measured) = 0.448 W/kg

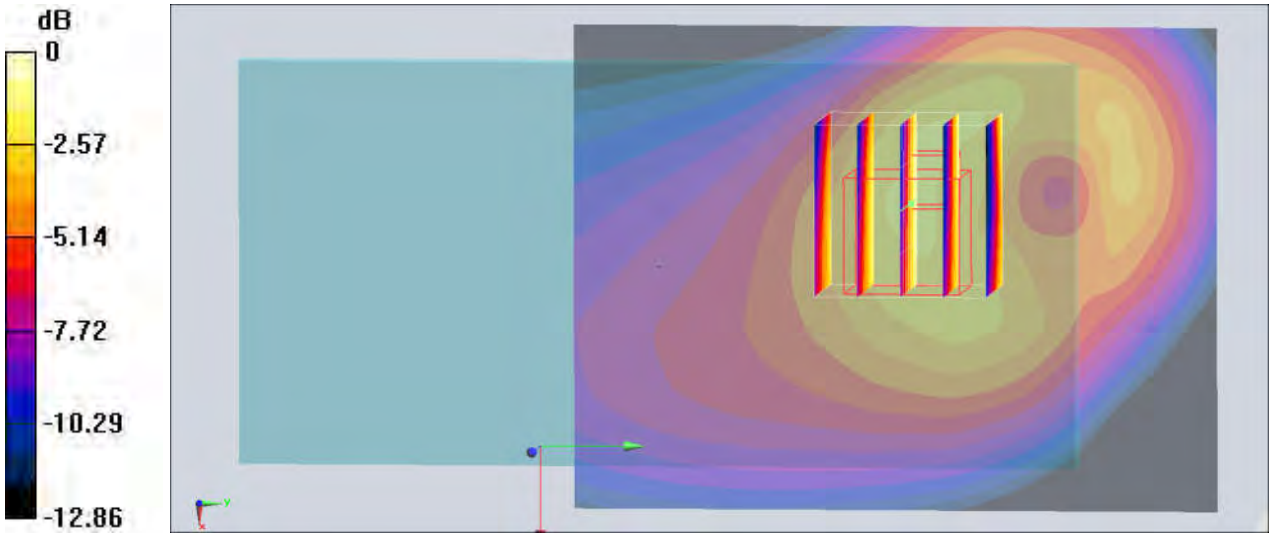


0 dB = 0.448 W/kg = -3.49 dBW/kg

# #53_LTE Band 7_20M_QPSK_1_0_Back_10mm_Ch20850

Communication System: LTE; Frequency: 2510 MHz;Duty Cycle: 1:1
Medium: MSL_2600_180619 Medium parameters used: f = 2510 MHz; $\sigma$ = 2.06 S/m; $\varepsilon_r$ = 50.999; $\rho$ = 1000 kg/m$^3$
Ambient Temperature：23.5 ℃; Liquid Temperature：22.5 ℃

DASY5 Configuration:
- Probe: EX3DV4 - SN3925; ConvF(7.59, 7.59, 7.59); Calibrated: 2018/5/31
- Sensor-Surface: 1.4mm (Mechanical Surface Detection)
- Electronics: DAE3 Sn495; Calibrated: 2018/5/24
- Phantom: SAM_Right; Type: QD000P40CD; Serial: 1884
- Measurement SW: DASY52, Version 52.10 (1);SEMCAD X Version 14.6.11 (7437)

Area Scan (81x81x1): Interpolated grid: dx=1.200 mm, dy=1.200 mm
Maximum value of SAR (interpolated) = 1.17 W/kg

Zoom Scan (7x7x7)/Cube 0: Measurement grid: dx=5mm, dy=5mm, dz=5mm
Reference Value = 23.37 V/m; Power Drift = 0.06 dB
Peak SAR (extrapolated) = 1.65 W/kg
SAR(1 g) = 0.777 W/kg; SAR(10 g) = 0.366 W/kg
Maximum value of SAR (measured) = 1.30 W/kg




0 dB = 1.30 W/kg = 1.14 dBW/kg

Test Laboratory: Sporton International Inc. SAR/HAC Testing Lab Date: 2018/6/20

## #54_LTE Band 12_10M_QPSK_1_0_Back_10mm_Ch23095

Communication System: LTE; Frequency: 707.5 MHz;Duty Cycle: 1:1
Medium: MSL_750_180620 Medium parameters used : f = 707.5 MHz; $\sigma$ = 0.927 S/m; $\varepsilon_r$ = 54.546; $\rho$ = 1000 kg/m$^3$
Ambient Temperature：23.4 ℃; Liquid Temperature：22.4 ℃

DASY5 Configuration:
- Probe: ES3DV3 - SN3169; ConvF(6.3, 6.3, 6.3); Calibrated: 2018/5/28
- Sensor-Surface: 3mm (Mechanical Surface Detection)
- Electronics: DAE4 Sn1424; Calibrated: 2018/1/18
- Phantom: SAM-Right; Type: SAM; Serial: TP-1503
- Measurement SW: DASY52, Version 52.10 (1);SEMCAD X Version 14.6.11 (7439)

**Area Scan (71x81x1):** Interpolated grid: dx=1.500 mm, dy=1.500 mm
Maximum value of SAR (interpolated) = 0.318 W/kg

**Zoom Scan (5x5x7)/Cube 0:** Measurement grid: dx=8mm, dy=8mm, dz=5mm
Reference Value = 18.74 V/m; Power Drift = -0.01 dB
Peak SAR (extrapolated) = 0.385 W/kg
**SAR(1 g) = 0.293 W/kg; SAR(10 g) = 0.234 W/kg**
Maximum value of SAR (measured) = 0.318 W/kg

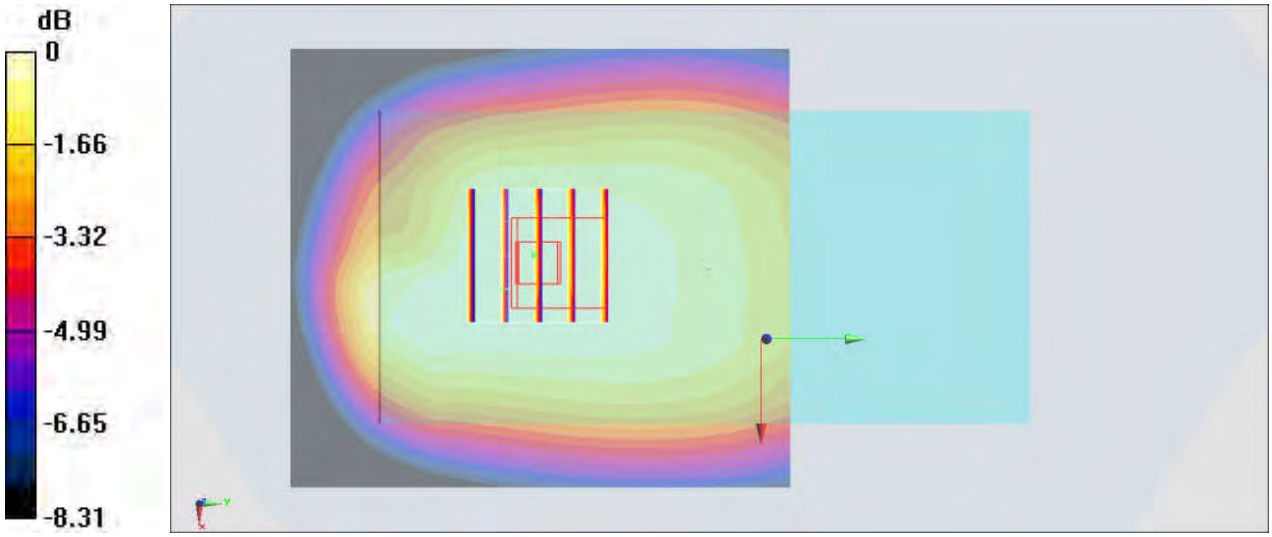


0 dB = 0.318 W/kg = -4.98 dBW/kg

Test Laboratory: Sporton International Inc. SAR/HAC Testing Lab Date: 2018/6/19

## #55_LTE Band 13_10M_QPSK_1_0_Back_10mm_Ch23230

Communication System: LTE ; Frequency: 782 MHz;Duty Cycle: 1:1
Medium: MSL_750_180619 Medium parameters used: f = 782 MHz; $\sigma$ = 1.003 S/m; $\varepsilon_r$ = 53.946; $\rho$ = 1000 kg/m$^3$
Ambient Temperature：23.2 ℃; Liquid Temperature：22.2 ℃

DASY5 Configuration:
- Probe: EX3DV4 - SN7306; ConvF(10.09, 10.09, 10.09); Calibrated: 2017/7/24
- Sensor-Surface: 1.4mm (Mechanical Surface Detection)
- Electronics: DAE3 Sn577; Calibrated: 2017/9/25
- Phantom: SAM-Right; Type: SAM; Serial: TP-1503
- Measurement SW: DASY52, Version 52.10 (1);SEMCAD X Version 14.6.11 (7439)

**Area Scan (71x71x1):** Interpolated grid: dx=1.500 mm, dy=1.500 mm
Maximum value of SAR (interpolated) = 0.510 W/kg

**Zoom Scan (5x5x7)/Cube 0:** Measurement grid: dx=8mm, dy=8mm, dz=5mm
Reference Value = 17.81 V/m; Power Drift = -0.18 dB
Peak SAR (extrapolated) = 0.606 W/kg
**SAR(1 g) = 0.354 W/kg; SAR(10 g) = 0.209 W/kg**
Maximum value of SAR (measured) = 0.501 W/kg

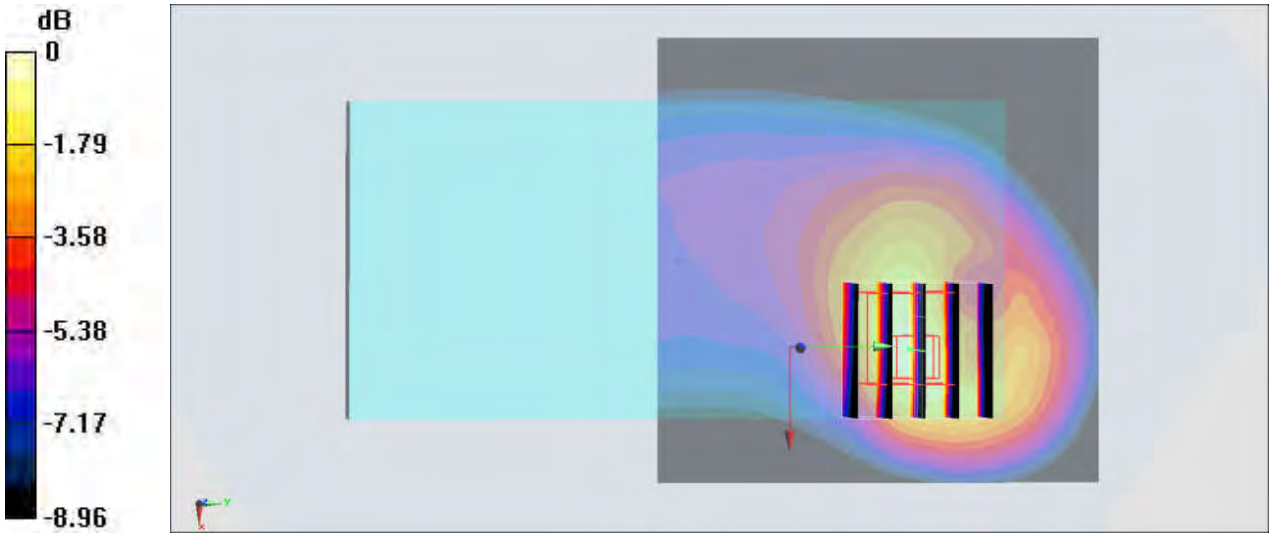


0 dB = 0.501 W/kg = -3.00 dBW/kg

# #56_LTE Band 25_20M_QPSK_1_0_Back_10mm_Ch26140

Communication System: LTE; Frequency: 1860 MHz;Duty Cycle: 1:1
Medium: MSL_1900_180620 Medium parameters used: f = 1860 MHz; $\sigma$ = 1.546 S/m; $\varepsilon_r$ = 52.501; $\rho$ = 1000 kg/m$^3$
Ambient Temperature：23.4 ℃; Liquid Temperature：22.4 ℃

DASY5 Configuration:
- Probe: EX3DV4 - SN3925; ConvF(8.07, 8.07, 8.07); Calibrated: 2018/5/31
- Sensor-Surface: 1.4mm (Mechanical Surface Detection)
- Electronics: DAE3 Sn495; Calibrated: 2018/5/24
- Phantom: SAM_Right; Type: QD000P40CD; Serial: 1884
- Measurement SW: DASY52, Version 52.10 (1);SEMCAD X Version 14.6.11 (7437)

Area Scan (71x51x1): Interpolated grid: dx=1.500 mm, dy=1.500 mm
Maximum value of SAR (interpolated) = 1.48 W/kg

Zoom Scan (5x5x7)/Cube 0: Measurement grid: dx=8mm, dy=8mm, dz=5mm
Reference Value = 21.93 V/m; Power Drift = 0.01 dB
Peak SAR (extrapolated) = 1.69 W/kg
SAR(1 g) = 0.950 W/kg; SAR(10 g) = 0.496 W/kg
Maximum value of SAR (measured) = 1.40 W/kg

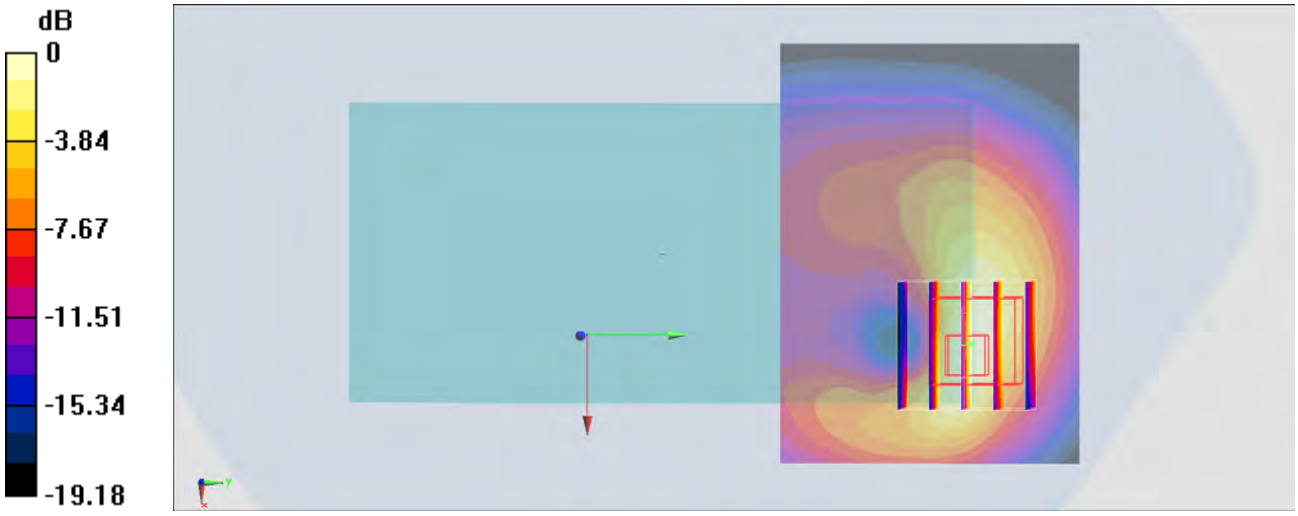


0 dB = 1.40 W/kg = 1.46 dBW/kg

Test Laboratory: Sporton International Inc. SAR/HAC Testing Lab Date: 2018/6/16

## #57_LTE Band 26_15M_QPSK_1_0_Back_10mm_Ch26865

Communication System: LTE; Frequency: 831.5 MHz;Duty Cycle: 1:1
Medium: MSL_850_180616 Medium parameters used: f = 831.5 MHz; $\sigma$ = 0.961 S/m; $\varepsilon_r$ = 55.765; $\rho$ = 1000 kg/m$^3$
Ambient Temperature：23.7 ℃; Liquid Temperature：22.7 ℃

DASY5 Configuration:
- Probe: EX3DV4 - SN7306; ConvF(9.85, 9.85, 9.85); Calibrated: 2017/7/24
- Sensor-Surface: 1.4mm (Mechanical Surface Detection)
- Electronics: DAE3 Sn577; Calibrated: 2017/9/25
- Phantom: SAM_Left; Type: QD000P40CD; Serial: TP:1431
- Measurement SW: DASY52, Version 52.10 (1);SEMCAD X Version 14.6.11 (7439)

**Area Scan (71x71x1):** Interpolated grid: dx=1.500 mm, dy=1.500 mm
Maximum value of SAR (interpolated) = 0.333 W/kg

**Zoom Scan (5x5x7)/Cube 0:** Measurement grid: dx=8mm, dy=8mm, dz=5mm
Reference Value = 19.05 V/m; Power Drift = 0.01 dB
Peak SAR (extrapolated) = 0.561 W/kg
**SAR(1 g) = 0.361 W/kg; SAR(10 g) = 0.236 W/kg**
Maximum value of SAR (measured) = 0.469 W/kg




0 dB = 0.469 W/kg = -3.29 dBW/kg

Test Laboratory: Sporton International Inc. SAR/HAC Testing Lab Date: 2018/6/26

## #58_LTE Band 30_10M_QPSK_1_0_Back_10mm_Ch27710

Communication System: LTE; Frequency: 2310 MHz;Duty Cycle: 1:1
Medium: MSL_2300_180626 Medium parameters used: f = 2310 MHz; $\sigma$ = 1.82 S/m; $\varepsilon_r$ = 53.606; $\rho$ = 1000 kg/m$^3$
Ambient Temperature：23.3 ℃; Liquid Temperature：22.3 ℃

DASY5 Configuration:
- Probe: ES3DV3 - SN3169; ConvF(4.5, 4.5, 4.5); Calibrated: 2018/5/28
- Sensor-Surface: 3mm (Mechanical Surface Detection)
- Electronics: DAE3 Sn577; Calibrated: 2017/9/25
- Phantom: SAM_Left; Type: QD000P40CD; Serial: TP:1431
- Measurement SW: DASY52, Version 52.10 (1);SEMCAD X Version 14.6.11 (7439)

**Area Scan (91x81x1):** Interpolated grid: dx=1.200 mm, dy=1.200 mm
Maximum value of SAR (interpolated) = 0.596 W/kg

**Zoom Scan (7x7x7)/Cube 0:** Measurement grid: dx=5mm, dy=5mm, dz=5mm
Reference Value = 15.90 V/m; Power Drift = 0.03 dB
Peak SAR (extrapolated) = 0.868 W/kg
**SAR(1 g) = 0.465 W/kg; SAR(10 g) = 0.239 W/kg**
Maximum value of SAR (measured) = 0.585 W/kg




0 dB = 0.596 W/kg = -2.25 dBW/kg

# #59_LTE Band 66_20M_QPSK_1_0_Back_10mm_Ch132572

Communication System: LTE; Frequency: 1770 MHz;Duty Cycle: 1:1
Medium: MSL_1750_180618 Medium parameters used: f = 1770 MHz; $\sigma$ = 1.489 S/m; $\varepsilon_r$ = 55.172; $\rho$ = 1000 kg/m$^3$
Ambient Temperature：23.3 ℃; Liquid Temperature：22.3 ℃

DASY5 Configuration:
- Probe: EX3DV4 - SN3925; ConvF(8.47, 8.47, 8.47); Calibrated: 2018/5/31
- Sensor-Surface: 1.4mm (Mechanical Surface Detection)
- Electronics: DAE3 Sn495; Calibrated: 2018/5/24
- Phantom: SAM_Right; Type: QD000P40CD; Serial: 1884
- Measurement SW: DASY52, Version 52.10 (1);SEMCAD X Version 14.6.11 (7437)

Area Scan (71x71x1): Interpolated grid: dx=1.500 mm, dy=1.500 mm
Maximum value of SAR (interpolated) = 1.25 W/kg

Zoom Scan (5x5x7)/Cube 0: Measurement grid: dx=8mm, dy=8mm, dz=5mm
Reference Value = 25.80 V/m; Power Drift = -0.13 dB
Peak SAR (extrapolated) = 1.51 W/kg
SAR(1 g) = 0.946 W/kg; SAR(10 g) = 0.544 W/kg
Maximum value of SAR (measured) = 1.34 W/kg

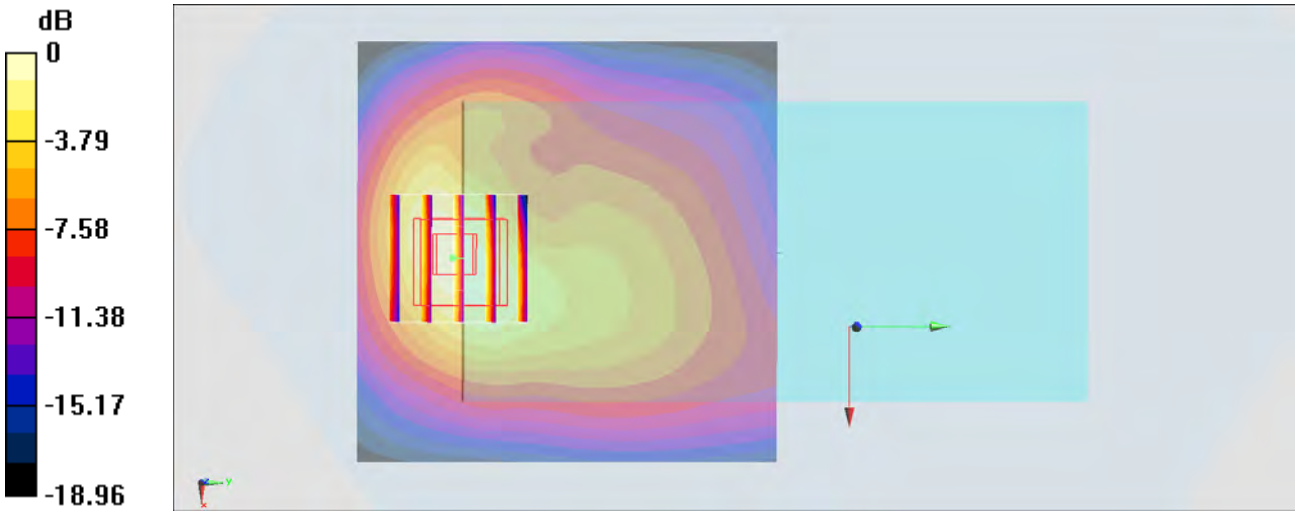


0 dB = 1.34 W/kg = 1.27 dBW/kg

Test Laboratory: Sporton International Inc. SAR/HAC Testing Lab Date: 2018/6/25

## #60_LTE Band 71_20M_QPSK_1_0_Back_10mm_Ch133322

Communication System: LTE; Frequency: 683 MHz;Duty Cycle: 1:1
Medium: MSL_750_180625 Medium parameters used : f = 683 MHz; $\sigma$ = 0.929 S/m; $\varepsilon_r$ = 54.889; $\rho$ = 1000 kg/m$^3$
Ambient Temperature：23.5 ℃; Liquid Temperature：22.5 ℃

DASY5 Configuration:
- Probe: ES3DV3 - SN3169; ConvF(6.3, 6.3, 6.3); Calibrated: 2018/5/28
- Sensor-Surface: 3mm (Mechanical Surface Detection)
- Electronics: DAE3 Sn577; Calibrated: 2017/9/25
- Phantom: SAM-Right; Type: SAM; Serial: TP-1503
- Measurement SW: DASY52, Version 52.10 (1);SEMCAD X Version 14.6.11 (7439)

**Area Scan (71x61x1):** Interpolated grid: dx=1.500 mm, dy=1.500 mm
Maximum value of SAR (interpolated) = 0.343 W/kg

**Zoom Scan (5x5x7)/Cube 0:** Measurement grid: dx=8mm, dy=8mm, dz=5mm
Reference Value = 19.27 V/m; Power Drift = 0.01 dB
Peak SAR (extrapolated) = 0.478 W/kg
**SAR(1 g) = 0.301 W/kg; SAR(10 g) = 0.197 W/kg**
Maximum value of SAR (measured) = 0.358 W/kg

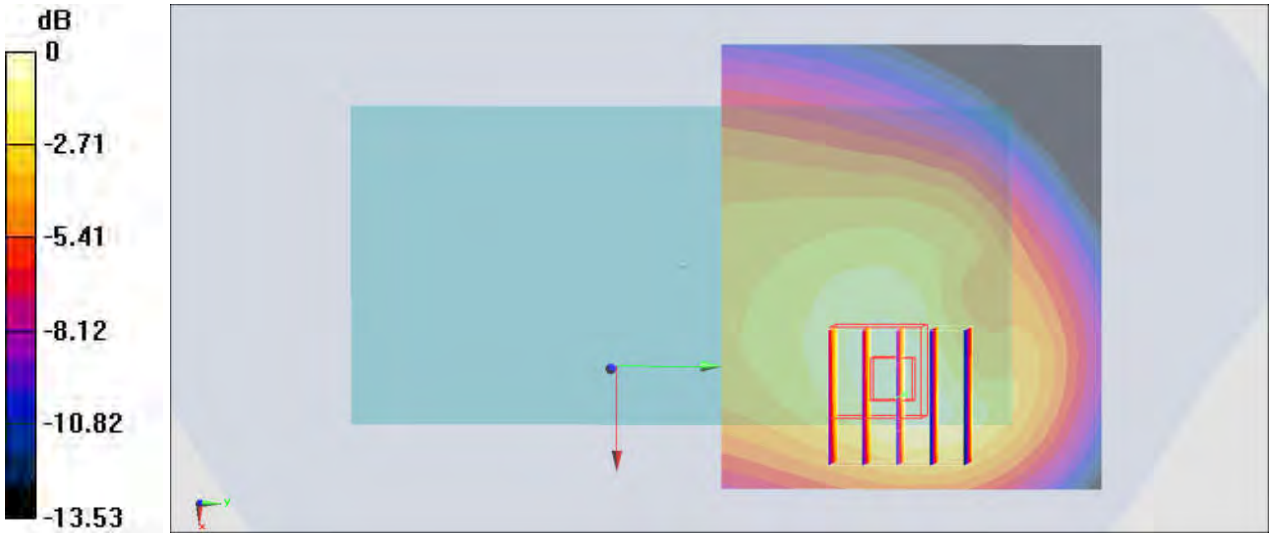


0 dB = 0.358 W/kg = -4.46 dBW/kg

# #61_LTE Band 41_20M_QPSK_1_0_Back_10mm_Ch40620

Communication System: LTE; Frequency: 2593 MHz;Duty Cycle: 1:1.59
Medium: MSL_2600_180619 Medium parameters used: f = 2593 MHz; $\sigma$ = 2.18 S/m; $\varepsilon_r$ = 50.648; $\rho$ = 1000 kg/m$^3$
Ambient Temperature：23.5 ℃; Liquid Temperature：22.5 ℃

DASY5 Configuration:
- Probe: EX3DV4 - SN3925; ConvF(7.59, 7.59, 7.59); Calibrated: 2018/5/31
- Sensor-Surface: 1.4mm (Mechanical Surface Detection)
- Electronics: DAE3 Sn495; Calibrated: 2018/5/24
- Phantom: SAM_Right; Type: QD000P40CD; Serial: 1884
- Measurement SW: DASY52, Version 52.10 (1);SEMCAD X Version 14.6.11 (7437)

Area Scan (81x81x1): Interpolated grid: dx=1.200 mm, dy=1.200 mm
Maximum value of SAR (interpolated) = 0.877 W/kg

Zoom Scan (7x7x7)/Cube 0: Measurement grid: dx=5mm, dy=5mm, dz=5mm
Reference Value = 20.33 V/m; Power Drift = 0.01 dB
Peak SAR (extrapolated) = 1.19 W/kg
SAR(1 g) = 0.538 W/kg; SAR(10 g) = 0.255 W/kg
Maximum value of SAR (measured) = 0.914 W/kg

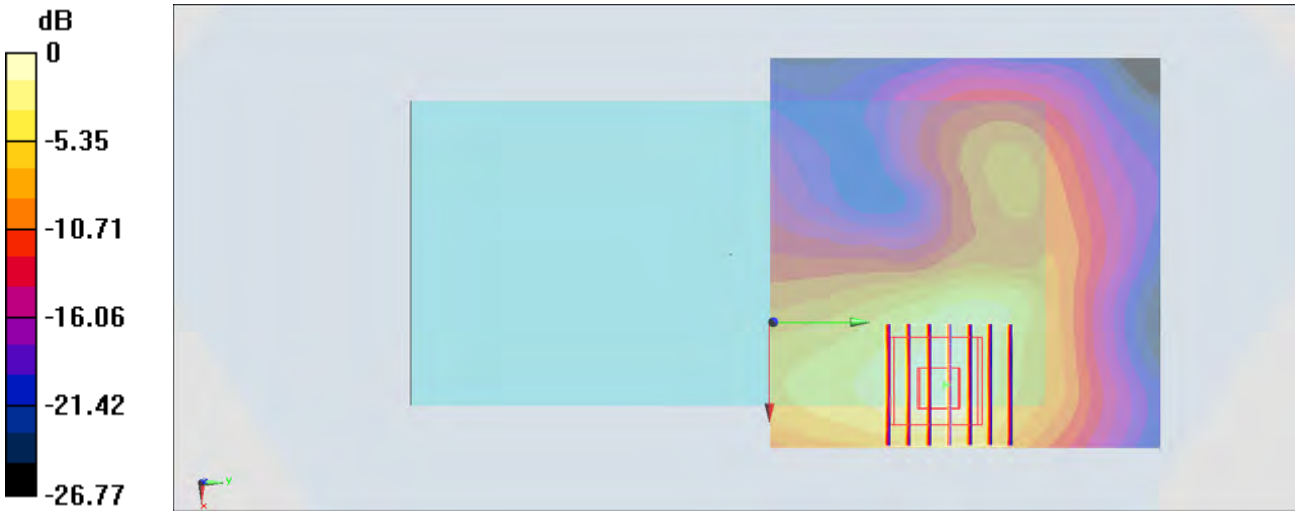


0 dB = 0.914 W/kg = -0.39 dBW/kg

# #62_WLAN2.4GHz_802.11b 1Mbps_Back_10mm_Ch11;Ant 5

Communication System: 802.11b; Frequency: 2462 MHz;Duty Cycle: 1:1
Medium: MSL_2450_180623 Medium parameters used: f = 2462 MHz; $\sigma$ = 1.895 S/m; $\varepsilon_r$ = 52.661; $\rho$ = 1000 kg/m$^3$
Ambient Temperature：23.3 ℃; Liquid Temperature：22.3 ℃

DASY5 Configuration:
- Probe: EX3DV4 - SN3925; ConvF(7.63, 7.63, 7.63); Calibrated: 2018/5/31
- Sensor-Surface: 1.4mm (Mechanical Surface Detection)
- Electronics: DAE3 Sn495; Calibrated: 2018/5/24
- Phantom: SAM_Right; Type: QD000P40CD; Serial: 1884
- Measurement SW: DASY52, Version 52.10 (1);SEMCAD X Version 14.6.11 (7437)

Area Scan (91x81x1): Interpolated grid: dx=1.200 mm, dy=1.200 mm
Maximum value of SAR (interpolated) = 0.470 W/kg

Zoom Scan (7x7x7)/Cube 0: Measurement grid: dx=5mm, dy=5mm, dz=5mm
Reference Value = 15.37 V/m; Power Drift = -0.11 dB
Peak SAR (extrapolated) = 0.644 W/kg
SAR(1 g) = 0.344 W/kg; SAR(10 g) = 0.166 W/kg
Maximum value of SAR (measured) = 0.534 W/kg

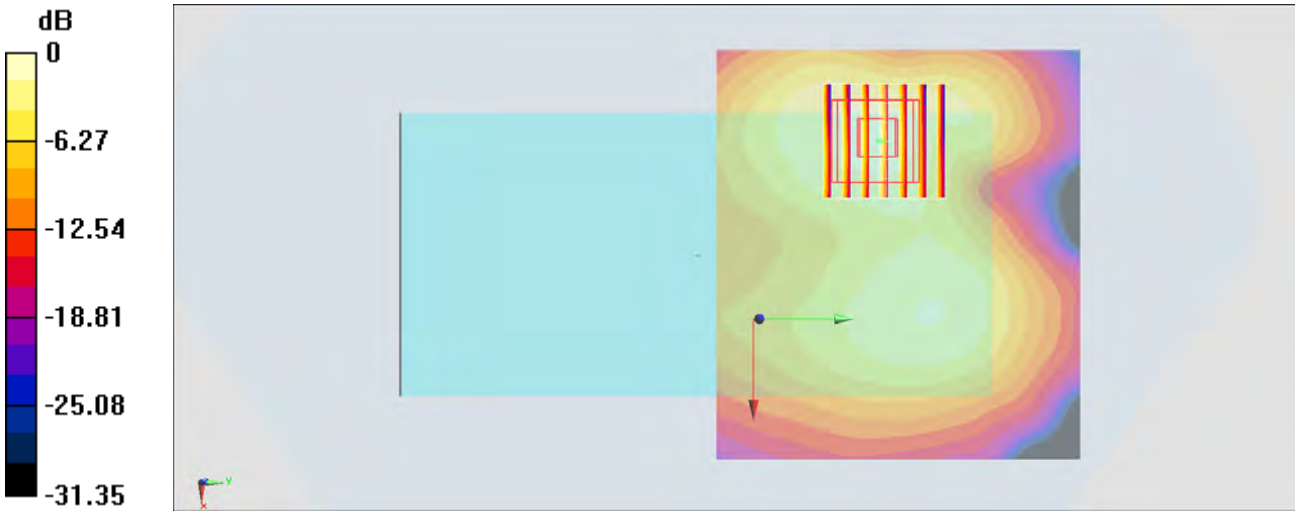


0 dB = 0.534 W/kg = -2.72 dBW/kg

# #**63**_WLAN5GHz_802.11n-HT40 MCS0_Back_10mm_Ch54;Ant 5

Communication System: 802.11n; Frequency: 5270 MHz;Duty Cycle: 1:1.042
Medium: MSL_5G_180623 Medium parameters used: f = 5270 MHz; $\sigma$ = 5.206 S/m; $\varepsilon_r$ = 46.704; $\rho$ = 1000 kg/m$^3$
Ambient Temperature：23.7 ℃; Liquid Temperature：22.7 ℃

DASY5 Configuration:
- Probe: EX3DV4 - SN3925; ConvF(4.44, 4.44, 4.44); Calibrated: 2018/5/31
- Sensor-Surface: 1.4mm (Mechanical Surface Detection)
- Electronics: DAE3 Sn495; Calibrated: 2018/5/24
- Phantom: SAM_Right; Type: QD000P40CD; Serial: 1884
- Measurement SW: DASY52, Version 52.10 (1);SEMCAD X Version 14.6.11 (7437)

Area Scan (71x81x1): Interpolated grid: dx=1.000 mm, dy=1.000 mm
Maximum value of SAR (interpolated) = 1.01 W/kg

Zoom Scan (8x8x7)/Cube 0: Measurement grid: dx=4mm, dy=4mm, dz=1.4mm
Reference Value = 9.286 V/m; Power Drift = -0.08 dB
Peak SAR (extrapolated) = 1.30 W/kg
SAR(1 g) = 0.394 W/kg; SAR(10 g) = 0.134 W/kg
Maximum value of SAR (measured) = 0.895 W/kg

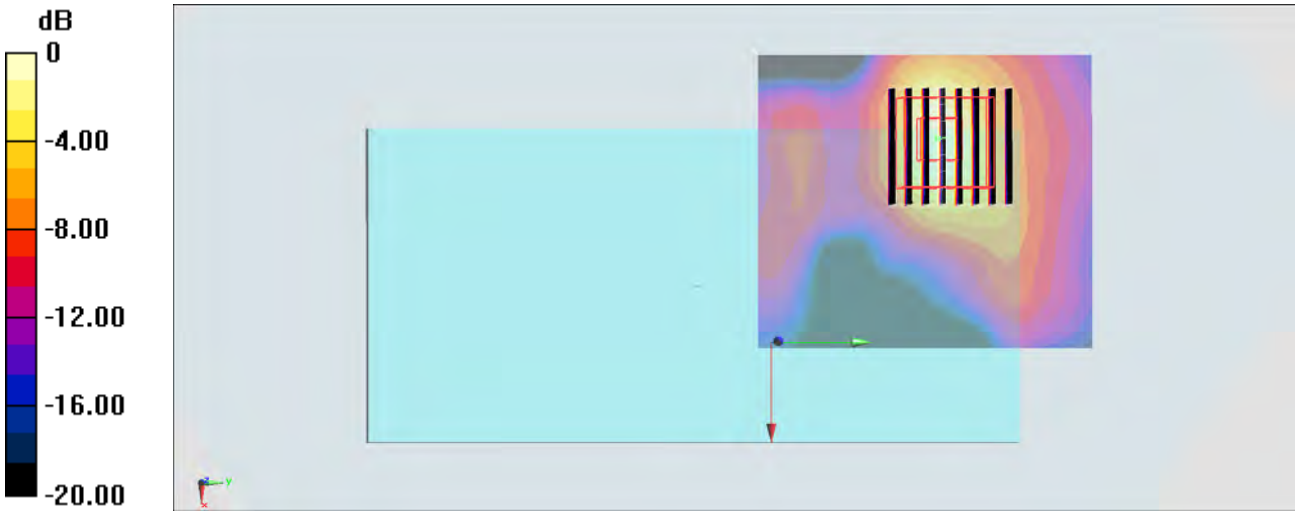


0 dB = 0.895 W/kg = -0.48 dBW/kg

# #**64**_WLAN5GHz_802.11ac-VHT80 MCS0_Back_10mm_Ch138;Ant 5

Communication System: 802.11ac; Frequency: 5690 MHz;Duty Cycle: 1:1.087
Medium: MSL_5G_180623 Medium parameters used: f = 5690 MHz; $\sigma$ = 5.744 S/m; $\varepsilon_r$ = 46.045; $\rho$ = 1000 kg/m$^3$
Ambient Temperature：23.7 ℃; Liquid Temperature：22.7 ℃

DASY5 Configuration:
- Probe: EX3DV4 - SN3925; ConvF(4.17, 4.17, 4.17); Calibrated: 2018/5/31
- Sensor-Surface: 1.4mm (Mechanical Surface Detection)
- Electronics: DAE3 Sn495; Calibrated: 2018/5/24
- Phantom: SAM_Right; Type: QD000P40CD; Serial: 1884
- Measurement SW: DASY52, Version 52.10 (1);SEMCAD X Version 14.6.11 (7437)

Area Scan (71x81x1): Interpolated grid: dx=1.000 mm, dy=1.000 mm
Maximum value of SAR (interpolated) = 0.589 W/kg

Zoom Scan (7x7x7)/Cube 0: Measurement grid: dx=4mm, dy=4mm, dz=1.4mm
Reference Value = 5.826 V/m; Power Drift = -0.04 dB
Peak SAR (extrapolated) = 0.761 W/kg
SAR(1 g) = 0.184 W/kg; SAR(10 g) = 0.048 W/kg
Maximum value of SAR (measured) = 0.482 W/kg

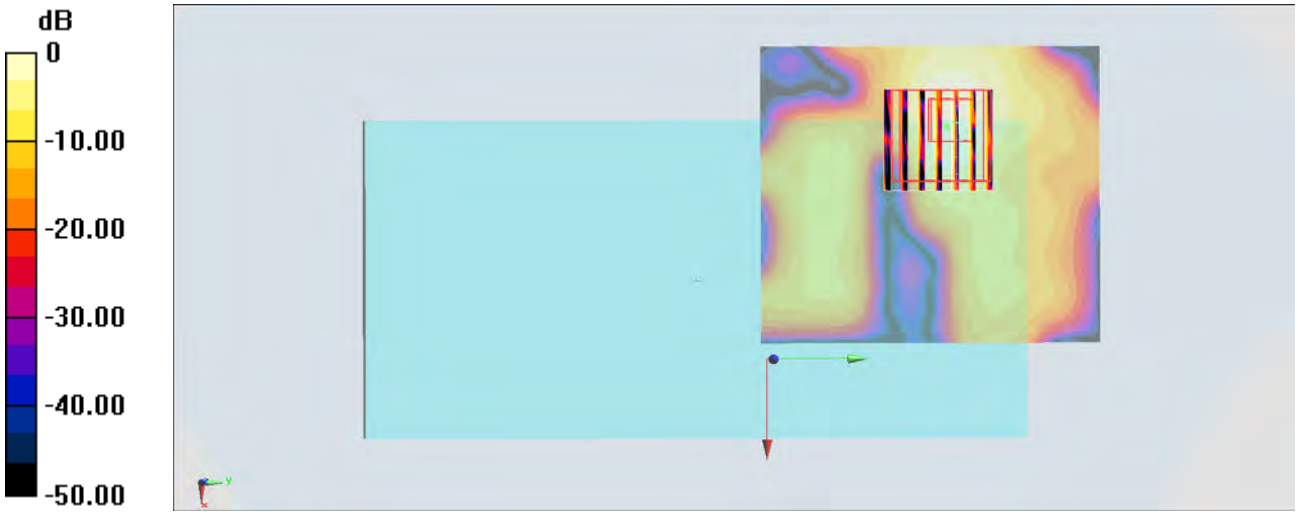


0 dB = 0.482 W/kg = -3.17 dBW/kg

# #65_WLAN5GHz_802.11ac-VHT80 MCS0_Back_10mm_Ch155;Ant 5

Communication System: 802.11ac; Frequency: 5775 MHz;Duty Cycle: 1:1.087
Medium: MSL_5G_180623 Medium parameters used: f = 5775 MHz; $\sigma$ = 5.855 S/m; $\varepsilon_r$ = 45.903; $\rho$ = 1000 kg/m$^3$
Ambient Temperature：23.7 ℃; Liquid Temperature：22.7 ℃

DASY5 Configuration:
- Probe: EX3DV4 - SN3925; ConvF(4.17, 4.17, 4.17); Calibrated: 2018/5/31
- Sensor-Surface: 1.4mm (Mechanical Surface Detection)
- Electronics: DAE3 Sn495; Calibrated: 2018/5/24
- Phantom: SAM_Right; Type: QD000P40CD; Serial: 1884
- Measurement SW: DASY52, Version 52.10 (1);SEMCAD X Version 14.6.11 (7437)

Area Scan (71x81x1): Interpolated grid: dx=1.000 mm, dy=1.000 mm
Maximum value of SAR (interpolated) = 0.440 W/kg

Zoom Scan (7x7x7)/Cube 0: Measurement grid: dx=4mm, dy=4mm, dz=1.4mm
Reference Value = 6.775 V/m; Power Drift = 0.19 dB
Peak SAR (extrapolated) = 1.92 W/kg
SAR(1 g) = 0.167 W/kg; SAR(10 g) = 0.047 W/kg
Maximum value of SAR (measured) = 0.425 W/kg

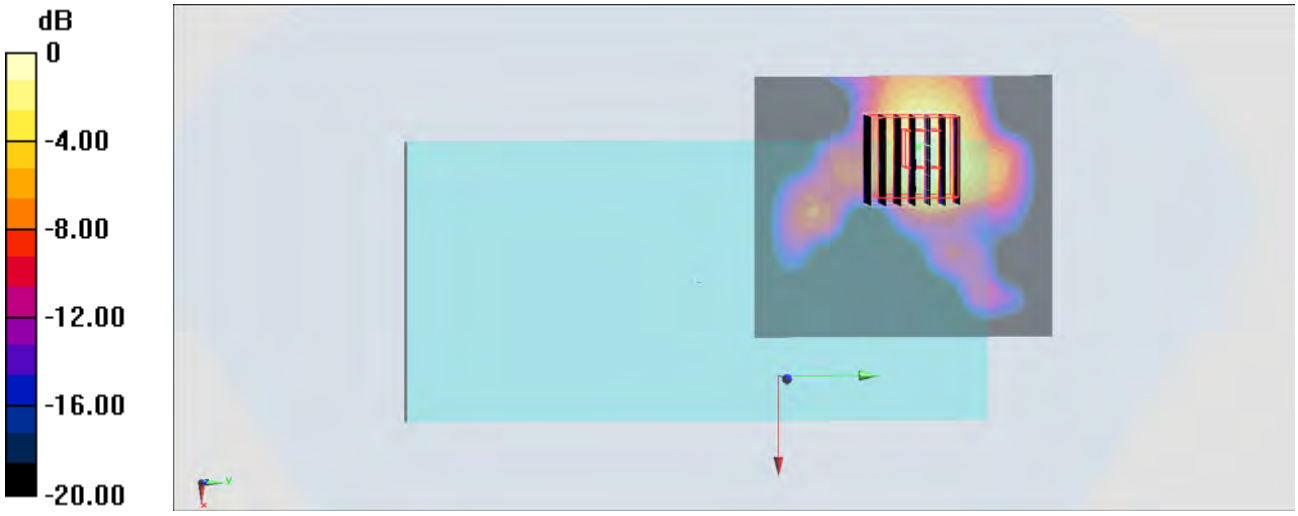


0 dB = 0.425 W/kg = -3.72 dBW/kg

## #66_Bluetooth_1Mbps_Back_10mm_Ch78;Ant 5

Communication System: Bluetooth ; Frequency: 2480 MHz;Duty Cycle: 1:1.305
Medium: MSL2450_180628 Medium parameters used: f = 2480 MHz; $\sigma$ = 2.024 S/m; $\varepsilon_r$ = 51.091; $\rho$ = 1000 kg/m$^3$
Ambient Temperature：23.4 ℃; Liquid Temperature：22.4 ℃

DASY5 Configuration:
- Probe: EX3DV4 - SN3976; ConvF(7.8, 7.8, 7.8); Calibrated: 2018/1/23
- Sensor-Surface: 1.4mm (Mechanical Surface Detection)
- Electronics: DAE4 Sn778; Calibrated: 2018/5/25
- Phantom: SAM_Right; Type: SAM; Serial: TP:1479
- Measurement SW: DASY52, Version 52.10 (1);SEMCAD X Version 14.6.11 (7439)

**Area Scan (91x91x1):** Interpolated grid: dx=1.200 mm, dy=1.200 mm
Maximum value of SAR (interpolated) = 0.120 W/kg

**Zoom Scan (7x7x7)/Cube 0:** Measurement grid: dx=5mm, dy=5mm, dz=5mm
Reference Value = 6.115 V/m; Power Drift = 0.15 dB
Peak SAR (extrapolated) = 0.163 W/kg
**SAR(1 g) = 0.084 W/kg; SAR(10 g) = 0.040 W/kg**
Maximum value of SAR (measured) = 0.132 W/kg

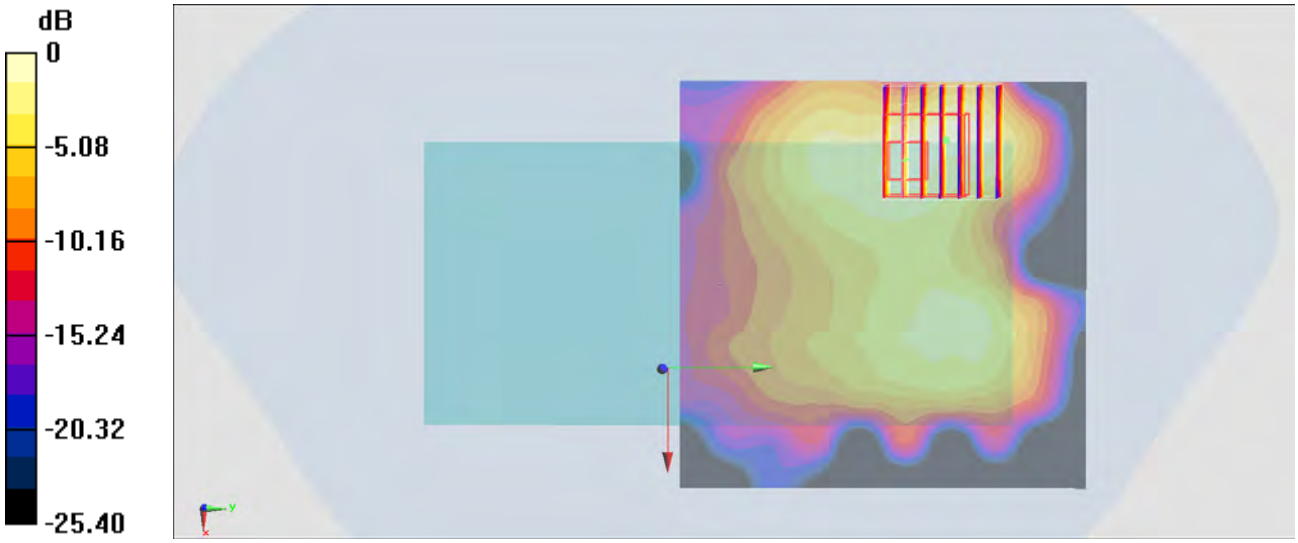


0 dB = 0.132 W/kg = -8.79 dBW/kg

# #67_WCDMA II_RMC 12.2Kbps_Top Side_0mm_Ch9400

Communication System: WCDMA; Frequency: 1880 MHz;Duty Cycle: 1:1
Medium: MSL_1900_180620 Medium parameters used: f = 1880 MHz; $\sigma$ = 1.564 S/m; $\varepsilon_r$ = 52.423; $\rho$ = 1000 kg/m$^3$
Ambient Temperature：23.4 ℃; Liquid Temperature：22.4 ℃

DASY5 Configuration:
- Probe: EX3DV4 - SN3925; ConvF(8.07, 8.07, 8.07); Calibrated: 2018/5/31
- Sensor-Surface: 1.4mm (Mechanical Surface Detection)
- Electronics: DAE3 Sn495; Calibrated: 2018/5/24
- Phantom: SAM_Right; Type: QD000P40CD; Serial: 1884
- Measurement SW: DASY52, Version 52.10 (1);SEMCAD X Version 14.6.11 (7437)

Area Scan (41x71x1): Interpolated grid: dx=1.500 mm, dy=1.500 mm
Maximum value of SAR (interpolated) = 11.5 W/kg

Zoom Scan (5x5x7)/Cube 0: Measurement grid: dx=8mm, dy=8mm, dz=5mm
Reference Value = 84.65 V/m; Power Drift = -0.02 dB
Peak SAR (extrapolated) = 13.5 W/kg
SAR(1 g) = 5.42 W/kg; SAR(10 g) = 2.11 W/kg
Maximum value of SAR (measured) = 11.2 W/kg

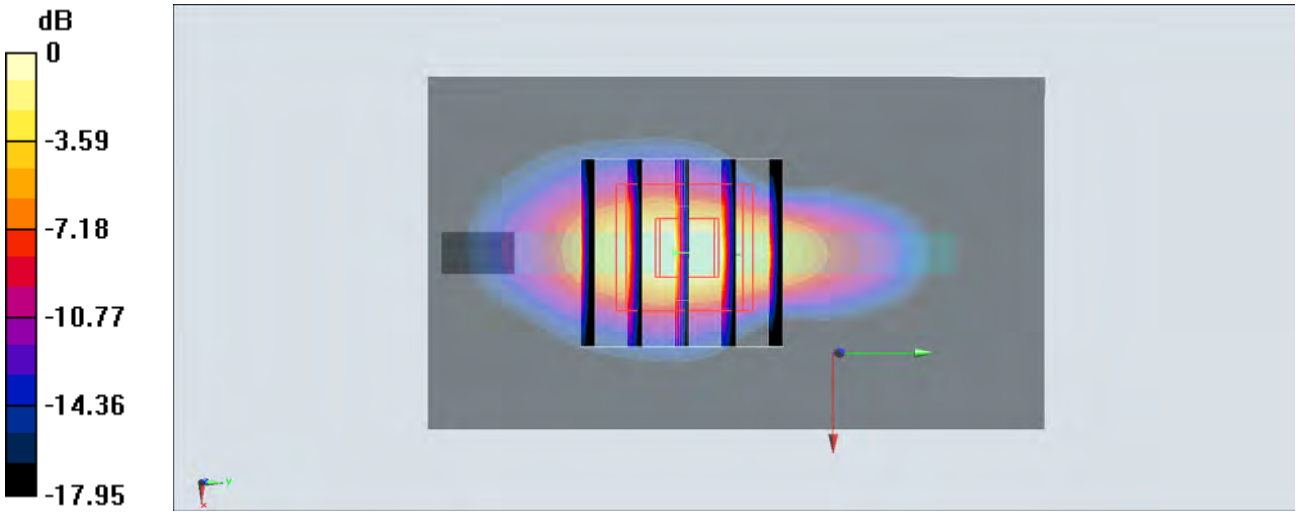


0 dB = 11.2 W/kg = 10.49 dBW/kg

# #68_WCDMA IV_RMC 12.2Kbps_Bottom Side_0mm_Ch1312

Communication System: WCDMA; Frequency: 1712.4 MHz;Duty Cycle: 1:1
Medium: MSL_1750_180618 Medium parameters used: f = 1712.4 MHz; $\sigma$ = 1.427 S/m; $\varepsilon_r$ = 55.375; $\rho$ = 1000 kg/m$^3$
Ambient Temperature：23.3 ℃; Liquid Temperature：22.3 ℃

DASY5 Configuration:
- Probe: EX3DV4 - SN3925; ConvF(8.47, 8.47, 8.47); Calibrated: 2018/5/31
- Sensor-Surface: 1.4mm (Mechanical Surface Detection)
- Electronics: DAE3 Sn495; Calibrated: 2018/5/24
- Phantom: SAM_Right; Type: QD000P40CD; Serial: 1884
- Measurement SW: DASY52, Version 52.10 (1);SEMCAD X Version 14.6.11 (7437)

Area Scan (41x71x1): Interpolated grid: dx=1.500 mm, dy=1.500 mm
Maximum value of SAR (interpolated) = 2.96 W/kg

Zoom Scan (5x5x7)/Cube 0: Measurement grid: dx=8mm, dy=8mm, dz=5mm
Reference Value = 43.96 V/m; Power Drift = -0.06 dB
Peak SAR (extrapolated) = 3.61 W/kg
SAR(1 g) = 1.68 W/kg; SAR(10 g) = 0.775 W/kg
Maximum value of SAR (measured) = 3.09 W/kg

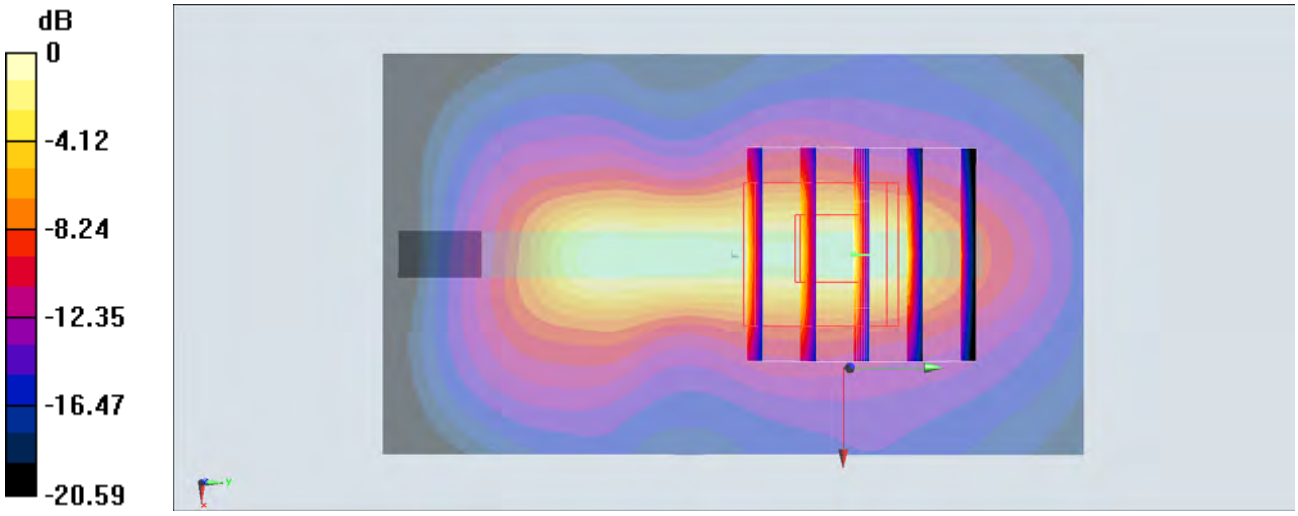


0 dB = 3.09 W/kg = 4.90 dBW/kg

# #69_CDMA BC1_RTAP 153.6Kbps_Top Side_0mm_Ch25

Communication System: CDMA; Frequency: 1851.25 MHz;Duty Cycle: 1:1
Medium: MSL_1900_180627 Medium parameters used : f = 1851.25 MHz; $\sigma$ = 1.5 S/m; $\varepsilon_r$ = 53.405; $\rho$ = 1000 kg/m$^3$
Ambient Temperature：23.4 ℃; Liquid Temperature：22.4 ℃

DASY5 Configuration:
- Probe: EX3DV4 - SN3976; ConvF(8.09, 8.09, 8.09); Calibrated: 2018/1/23
- Sensor-Surface: 1.4mm (Mechanical Surface Detection)
- Electronics: DAE4 Sn778; Calibrated: 2018/5/25
- Phantom: SAM_Left; Type: QD000P40CD; Serial: TP:1477
- Measurement SW: DASY52, Version 52.10 (1);SEMCAD X Version 14.6.11 (7439)

Area Scan (41x71x1): Interpolated grid: dx=1.500 mm, dy=1.500 mm
Maximum value of SAR (interpolated) = 10.8 W/kg

Zoom Scan (5x5x7)/Cube 0: Measurement grid: dx=8mm, dy=8mm, dz=5mm
Reference Value = 74.60 V/m; Power Drift = 0.18 dB
Peak SAR (extrapolated) = 19.8 W/kg
SAR(1 g) = 8.14 W/kg; SAR(10 g) = 3.19 W/kg
Maximum value of SAR (measured) = 15.8 W/kg

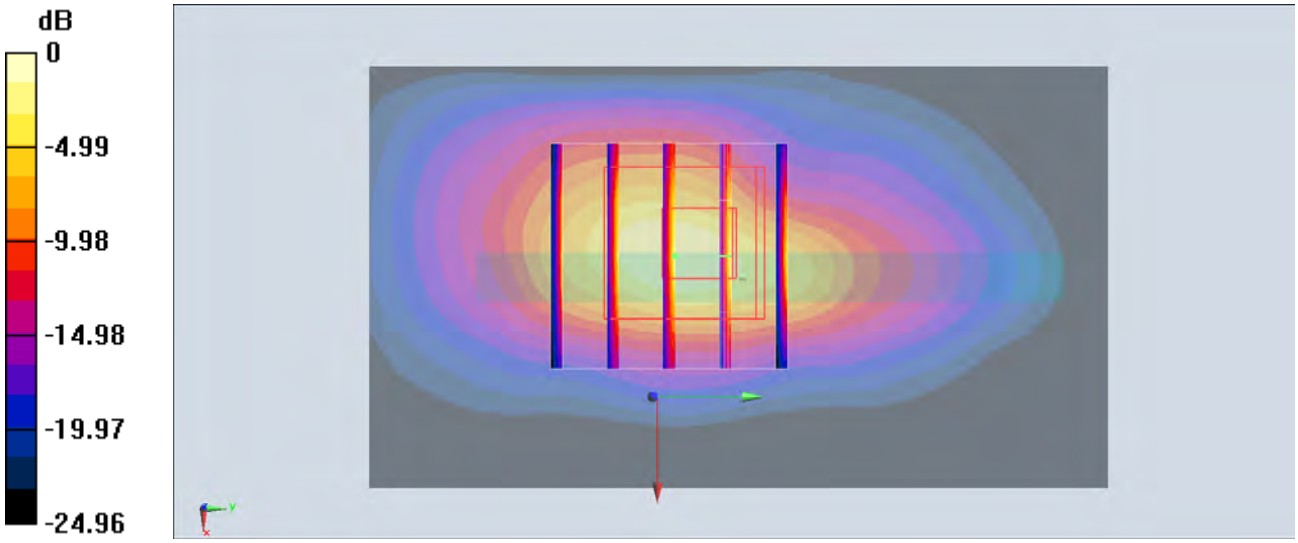


0 dB = 15.8 W/kg = 11.99 dBW/kg

# #70_LTE Band 25_20M_QPSK_1_0_Top Side_0mm_Ch26340

Communication System: LTE; Frequency: 1880 MHz;Duty Cycle: 1:1
Medium: MSL_1900_180626 Medium parameters used: f = 1880 MHz; $\sigma$ = 1.538 S/m; $\varepsilon_r$ = 53.572; $\rho$ = 1000 kg/m$^3$
Ambient Temperature：23.4 ℃; Liquid Temperature：22.4 ℃

DASY5 Configuration:
- Probe: EX3DV4 - SN3976; ConvF(8.09, 8.09, 8.09); Calibrated: 2018/1/23
- Sensor-Surface: 1.4mm (Mechanical Surface Detection)
- Electronics: DAE4 Sn778; Calibrated: 2018/5/25
- Phantom: SAM_Left; Type: QD000P40CD; Serial: TP:1477
- Measurement SW: DASY52, Version 52.10 (1);SEMCAD X Version 14.6.11 (7439)

Area Scan (41x71x1): Interpolated grid: dx=1.500 mm, dy=1.500 mm
Maximum value of SAR (interpolated) = 8.22 W/kg

Zoom Scan (5x5x7)/Cube 0: Measurement grid: dx=8mm, dy=8mm, dz=5mm
Reference Value = 68.22 V/m; Power Drift = 0.14 dB
Peak SAR (extrapolated) = 13.2 W/kg
SAR(1 g) = 5.38 W/kg; SAR(10 g) = 2.11 W/kg
Maximum value of SAR (measured) = 10.8 W/kg

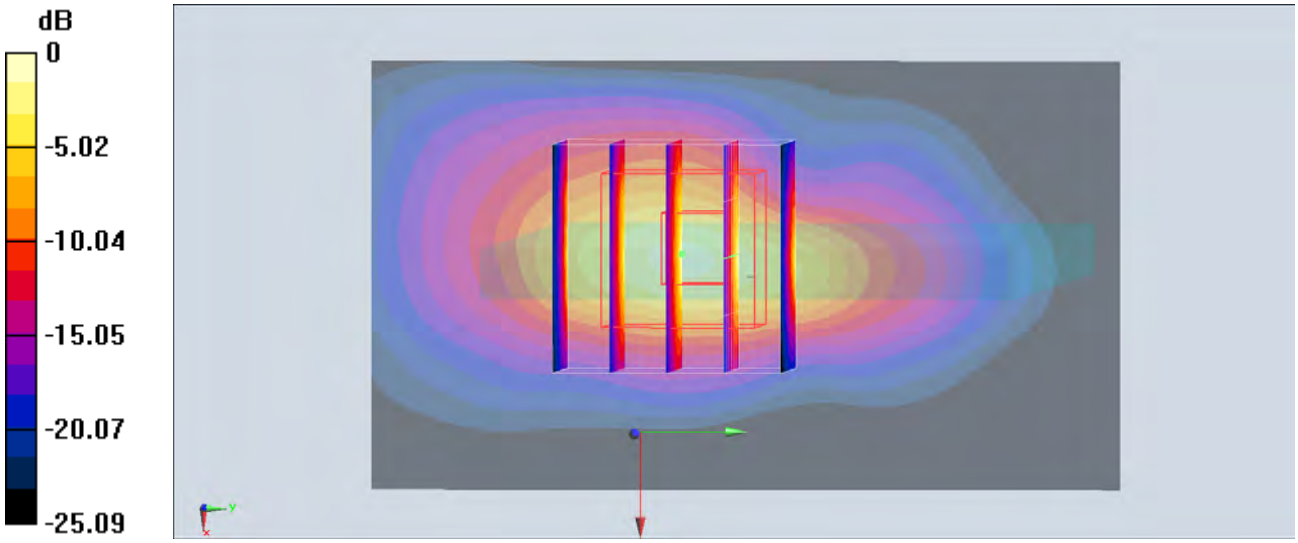


0 dB = 10.8 W/kg = 10.33 dBW/kg

# #71_LTE Band 66_20M_QPSK_1_0_Bottom Side_0mm_Ch132072

Communication System: LTE; Frequency: 1720 MHz;Duty Cycle: 1:1
Medium: MSL_1750_180618 Medium parameters used: f = 1720 MHz; $\sigma$ = 1.434 S/m; $\varepsilon_r$ = 55.354; $\rho$ = 1000 kg/m$^3$
Ambient Temperature：23.3 ℃; Liquid Temperature：22.3 ℃

DASY5 Configuration:
- Probe: EX3DV4 - SN3925; ConvF(8.47, 8.47, 8.47); Calibrated: 2018/5/31
- Sensor-Surface: 1.4mm (Mechanical Surface Detection)
- Electronics: DAE3 Sn495; Calibrated: 2018/5/24
- Phantom: SAM_Right; Type: QD000P40CD; Serial: 1884
- Measurement SW: DASY52, Version 52.10 (1);SEMCAD X Version 14.6.11 (7437)

Area Scan (41x71x1): Interpolated grid: dx=1.500 mm, dy=1.500 mm
Maximum value of SAR (interpolated) = 3.29 W/kg

Zoom Scan (5x5x7)/Cube 0: Measurement grid: dx=8mm, dy=8mm, dz=5mm
Reference Value = 48.26 V/m; Power Drift = -0.02 dB
Peak SAR (extrapolated) = 3.59 W/kg
SAR(1 g) = 1.58 W/kg; SAR(10 g) = 0.741 W/kg
Maximum value of SAR (measured) = 3.29 W/kg

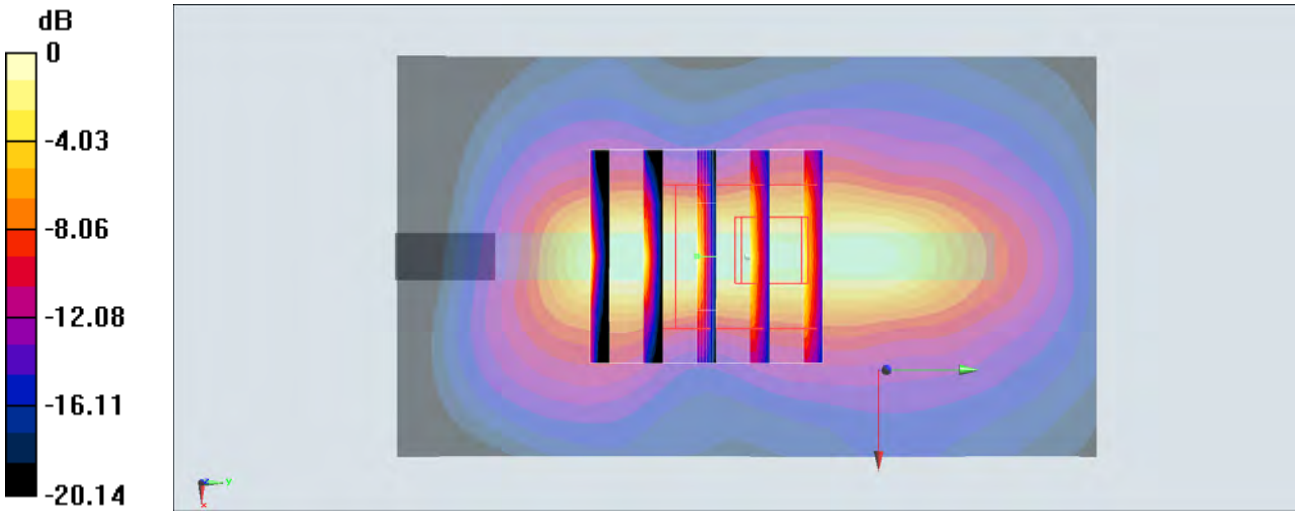


0 dB = 3.29 W/kg = 5.17 dBW/kg

# #72_WLAN5GHz_802.11n-HT40 MCS0_Back_0mm_Ch54;Ant 5

Communication System: 802.11n; Frequency: 5270 MHz;Duty Cycle: 1:1.042
Medium: MSL_5G_180623 Medium parameters used: f = 5270 MHz; $\sigma$ = 5.206 S/m; $\varepsilon_r$ = 46.704; $\rho$ = 1000 kg/m$^3$
Ambient Temperature：23.7 ℃; Liquid Temperature：22.7 ℃

DASY5 Configuration:
- Probe: EX3DV4 - SN3925; ConvF(4.44, 4.44, 4.44); Calibrated: 2018/5/31
- Sensor-Surface: 1.4mm (Mechanical Surface Detection)
- Electronics: DAE3 Sn495; Calibrated: 2018/5/24
- Phantom: SAM_Right; Type: QD000P40CD; Serial: 1884
- Measurement SW: DASY52, Version 52.10 (1);SEMCAD X Version 14.6.11 (7437)

Area Scan (1 11x101x1): Interpolated grid: dx=1.000 mm, dy=1.000 mm
Maximum value of SAR (interpolated) = 17.5 W/kg

Zoom Scan (7x7x7)/Cube 0: Measurement grid: dx=4mm, dy=4mm, dz=1.4mm
Reference Value = 30.64 V/m; Power Drift = -0.06 dB
Peak SAR (extrapolated) = 25.9 W/kg
SAR(1 g) = 6.05 W/kg; SAR(10 g) = 1.58 W/kg
Maximum value of SAR (measured) = 14.9 W/kg

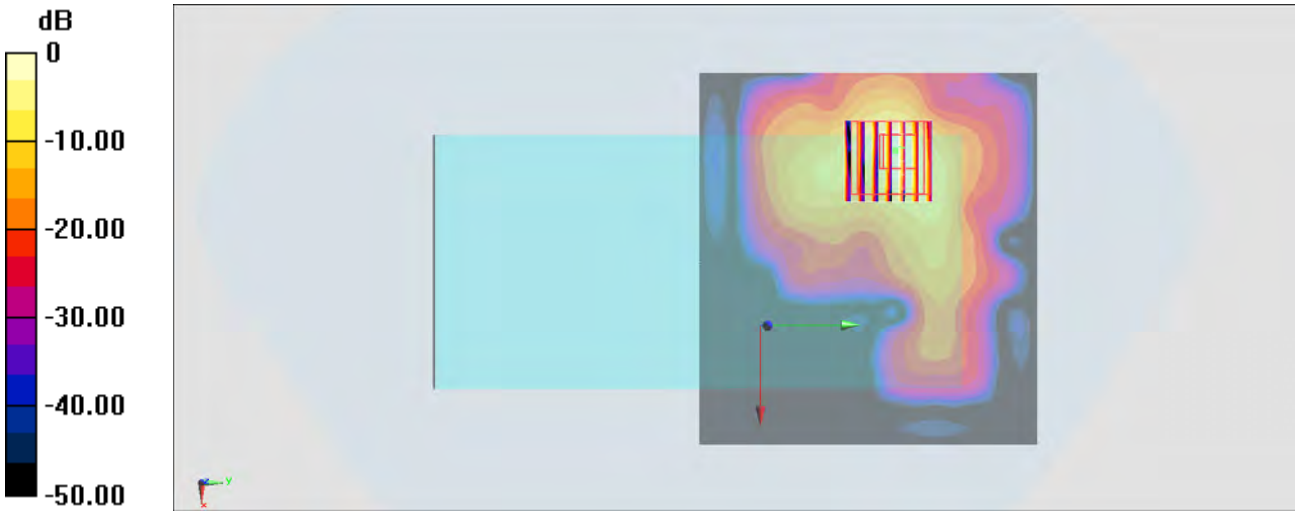


0 dB = 14.9 W/kg = 11.73 dBW/kg

# #73_WLAN5GHz_802.11ac-VHT80 MCS0_Back_0mm_Ch138;Ant 5

Communication System: 802.11ac; Frequency: 5690 MHz;Duty Cycle: 1:1.087
Medium: MSL_5G_180623 Medium parameters used: f = 5690 MHz; $\sigma$ = 5.744 S/m; $\varepsilon_r$ = 46.045; $\rho$ = 1000 kg/m$^3$
Ambient Temperature：23.7 ℃; Liquid Temperature：22.7 ℃

DASY5 Configuration:
- Probe: EX3DV4 - SN3925; ConvF(4.17, 4.17, 4.17); Calibrated: 2018/5/31
- Sensor-Surface: 1.4mm (Mechanical Surface Detection)
- Electronics: DAE3 Sn495; Calibrated: 2018/5/24
- Phantom: SAM_Right; Type: QD000P40CD; Serial: 1884
- Measurement SW: DASY52, Version 52.10 (1);SEMCAD X Version 14.6.11 (7437)

Area Scan (111x101x1): Interpolated grid: dx=1.000 mm, dy=1.000 mm
Maximum value of SAR (interpolated) = 11.6 W/kg

Zoom Scan (7x7x7)/Cube 0: Measurement grid: dx=4mm, dy=4mm, dz=1.4mm
Reference Value = 27.33 V/m; Power Drift = -0.07 dB
Peak SAR (extrapolated) = 16.0 W/kg
SAR(1 g) = 3.58 W/kg; SAR(10 g) = 0.994 W/kg
Maximum value of SAR (measured) = 9.43 W/kg

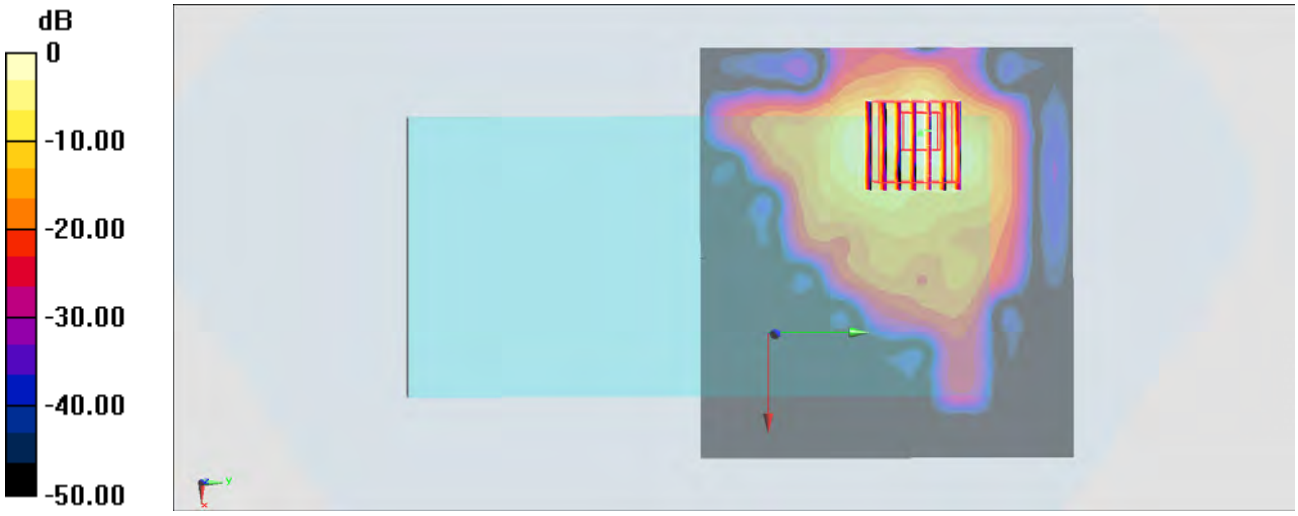


0 dB = 9.43 W/kg = 9.75 dBW/kg