#01_HAC_E_GSM850_Voice_Ch128;LAT

Communication System: GSM-FDD (TDMA, GMSK); Frequency: 824.2 MHz;Duty Cycle: 1:8.3
Medium: Air Medium parameters used: $\sigma = 0$ S/m, $\varepsilon_r = 1$; $\rho = 0$ kg/m^3
Ambient Temperature：23.4 ℃

DASY5 Configuration:
- Probe: ER3DV6 - SN2358; ConvF(1, 1, 1); Calibrated: 2018/1/19;
- Sensor-Surface: (Fix Surface)
- Electronics: DAE4 Sn853; Calibrated: 2017/7/19
- Phantom: HAC Test Arch with AMCC; Type: SD HAC P01 BA;
- Measurement SW: DASY52, Version 52.10 (0);SEMCAD X Version 14.6.10 (7417)

E Scan - ER3D: 15 mm from Probe Center to the Device/Hearing Aid Compatibility Test (101x101x1): Interpolated grid: dx=0.5000 mm, dy=0.5000 mm
Device Reference Point: 0, 0, -6.3 mm
Reference Value = 41.73 V/m; Power Drift = -0.10 dB
Applied MIF = 3.63 dB
RF audio interference level = 35.78 dBV/m
Emission category: M4

MIF scaled E-field

Grid 1 **M4** **32.4 dBV/m**	Grid 2 **M4** **34.09 dBV/m**	Grid 3 **M4** **34.09 dBV/m**
Grid 4 **M4** **33.61 dBV/m**	Grid 5 **M4** **35 dBV/m**	Grid 6 **M4** **35 dBV/m**
Grid 7 **M4** **34.89 dBV/m**	Grid 8 **M4** **35.78 dBV/m**	Grid 9 **M4** **35.75 dBV/m**

Cursor:
Total = 35.78 dBV/m
E Category: M4
Location: -5.5, 25, 8.7 mm

0 dB = 61.50 V/m = 35.78 dBV/m

#02_HAC_E_GSM850_Voice_Ch189;LAT

Communication System: GSM-FDD (TDMA, GMSK); Frequency: 836.4 MHz;Duty Cycle: 1:8.3
Medium: Air Medium parameters used: $\sigma = 0$ S/m, $\varepsilon_r = 1$; $\rho = 0$ kg/m^3
Ambient Temperature：23.4 ℃

DASY5 Configuration:
- Probe: ER3DV6 - SN2358; ConvF(1, 1, 1); Calibrated: 2018/1/19;
- Sensor-Surface: (Fix Surface)
- Electronics: DAE4 Sn853; Calibrated: 2017/7/19
- Phantom: HAC Test Arch with AMCC; Type: SD HAC P01 BA;
- Measurement SW: DASY52, Version 52.10 (0);SEMCAD X Version 14.6.10 (7417)

E Scan - ER3D: 15 mm from Probe Center to the Device/Hearing Aid Compatibility Test (101x101x1): Interpolated grid: dx=0.5000 mm, dy=0.5000 mm
Device Reference Point: 0, 0, -6.3 mm
Reference Value = 39.65 V/m; Power Drift = -0.08 dB
Applied MIF = 3.63 dB
RF audio interference level = 35.75 dBV/m
Emission category: M4

MIF scaled E-field

Grid 1 **M4** **31.99 dBV/m**	Grid 2 **M4** **33.5 dBV/m**	Grid 3 **M4** **33.48 dBV/m**
Grid 4 **M4** **33.44 dBV/m**	Grid 5 **M4** **34.73 dBV/m**	Grid 6 **M4** **34.73 dBV/m**
Grid 7 **M4** **34.85 dBV/m**	Grid 8 **M4** **35.75 dBV/m**	Grid 9 **M4** **35.71 dBV/m**

Cursor:
Total = 35.75 dBV/m
E Category: M4
Location: -5, 25, 8.7 mm

0 dB = 61.34 V/m = 35.75 dBV/m

#03_HAC_E_GSM850_Voice_Ch251;LAT

Communication System: GSM-FDD (TDMA, GMSK); Frequency: 848.8 MHz;Duty Cycle: 1:8.3
Medium: Air Medium parameters used: $\sigma = 0$ S/m, $\varepsilon_r = 1$; $\rho = 0$ kg/m^3
Ambient Temperature：23.4 ℃

DASY5 Configuration:
- Probe: ER3DV6 - SN2358; ConvF(1, 1, 1); Calibrated: 2018/1/19;
- Sensor-Surface: (Fix Surface)
- Electronics: DAE4 Sn853; Calibrated: 2017/7/19
- Phantom: HAC Test Arch with AMCC; Type: SD HAC P01 BA;
- Measurement SW: DASY52, Version 52.10 (0);SEMCAD X Version 14.6.10 (7417)

E Scan - ER3D: 15 mm from Probe Center to the Device/Hearing Aid Compatibility Test (101x101x1): Interpolated grid: dx=0.5000 mm, dy=0.5000 mm
Device Reference Point: 0, 0, -6.3 mm
Reference Value = 38.13 V/m; Power Drift = -0.01 dB
Applied MIF = 3.63 dB
RF audio interference level = 35.78 dBV/m
Emission category: M4

MIF scaled E-field

Grid 1 **M4** **31.35 dBV/m**	Grid 2 **M4** **33.3 dBV/m**	Grid 3 **M4** **33.3 dBV/m**
Grid 4 **M4** **33 dBV/m**	Grid 5 **M4** **34.65 dBV/m**	Grid 6 **M4** **34.65 dBV/m**
Grid 7 **M4** **34.64 dBV/m**	Grid 8 **M4** **35.78 dBV/m**	Grid 9 **M4** **35.75 dBV/m**

Cursor:
Total = 35.78 dBV/m
E Category: M4
Location: -6, 25, 8.7 mm

0 dB = 61.53 V/m = 35.78 dBV/m

#04_HAC_E_GSM850_Voice_Ch128;UAT

Communication System: GSM-FDD (TDMA, GMSK); Frequency: 824.2 MHz;Duty Cycle: 1:8.3
Medium: Air Medium parameters used: $\sigma = 0$ S/m, $\varepsilon_r = 1$; $\rho = 0$ kg/m^3
Ambient Temperature：23.4 ℃

DASY5 Configuration:
- Probe: ER3DV6 - SN2358; ConvF(1, 1, 1); Calibrated: 2018/1/19;
- Sensor-Surface: (Fix Surface)
- Electronics: DAE4 Sn853; Calibrated: 2017/7/19
- Phantom: HAC Test Arch with AMCC; Type: SD HAC P01 BA;
- Measurement SW: DASY52, Version 52.10 (0);SEMCAD X Version 14.6.10 (7417)

E Scan - ER3D: 15 mm from Probe Center to the Device/Hearing Aid Compatibility Test (101x101x1): Interpolated grid: dx=0.5000 mm, dy=0.5000 mm
Device Reference Point: 0, 0, -6.3 mm
Reference Value = 117.8 V/m; Power Drift = -0.17 dB
Applied MIF = 3.63 dB
RF audio interference level = 42.42 dBV/m
Emission category: M3

MIF scaled E-field

Grid 1 **M4** **35.73 dBV/m**	Grid 2 **M3** **40.71 dBV/m**	Grid 3 **M3** **40.7 dBV/m**
Grid 4 **M4** **38.14 dBV/m**	Grid 5 **M3** **42.42 dBV/m**	Grid 6 **M3** **42.29 dBV/m**
Grid 7 **M4** **38.2 dBV/m**	Grid 8 **M3** **42.41 dBV/m**	Grid 9 **M3** **42.29 dBV/m**

Cursor:
Total = 42.42 dBV/m
E Category: M3
Location: -6.5, 7, 8.7 mm

0 dB = 132.2 V/m = 42.42 dBV/m

#05_HAC_E_GSM850_Voice_Ch189;UAT

Communication System: GSM-FDD (TDMA, GMSK); Frequency: 836.4 MHz;Duty Cycle: 1:8.3
Medium: Air Medium parameters used: $\sigma = 0$ S/m, $\varepsilon_r = 1$; $\rho = 0$ kg/m^3
Ambient Temperature：23.4 ℃

DASY5 Configuration:
- Probe: ER3DV6 - SN2358; ConvF(1, 1, 1); Calibrated: 2018/1/19;
- Sensor-Surface: (Fix Surface)
- Electronics: DAE4 Sn853; Calibrated: 2017/7/19
- Phantom: HAC Test Arch with AMCC; Type: SD HAC P01 BA;
- Measurement SW: DASY52, Version 52.10 (0);SEMCAD X Version 14.6.10 (7417)

E Scan - ER3D: 15 mm from Probe Center to the Device/Hearing Aid Compatibility Test (101x101x1): Interpolated grid: dx=0.5000 mm, dy=0.5000 mm
Device Reference Point: 0, 0, -6.3 mm
Reference Value = 81.60 V/m; Power Drift = 0.01 dB
Applied MIF = 3.63 dB
RF audio interference level = 39.44 dBV/m
Emission category: M4

MIF scaled E-field

Grid 1 **M4** **32.62 dBV/m**	Grid 2 **M4** **37.67 dBV/m**	Grid 3 **M4** **37.67 dBV/m**
Grid 4 **M4** **35.07 dBV/m**	Grid 5 **M4** **39.44 dBV/m**	Grid 6 **M4** **39.3 dBV/m**
Grid 7 **M4** **35.13 dBV/m**	Grid 8 **M4** **39.43 dBV/m**	Grid 9 **M4** **39.29 dBV/m**

Cursor:
Total = 39.44 dBV/m
E Category: M4
Location: -6.5, 7.5, 8.7 mm

0 dB = 93.71 V/m = 39.44 dBV/m

#06_HAC_E_GSM850_Voice_Ch251;UAT

Communication System: GSM-FDD (TDMA, GMSK); Frequency: 848.8 MHz;Duty Cycle: 1:8.3
Medium: Air Medium parameters used: $\sigma = 0$ S/m, $\varepsilon_r = 1$; $\rho = 0$ kg/m^3
Ambient Temperature：23.4 ℃

DASY5 Configuration:
- Probe: ER3DV6 - SN2358; ConvF(1, 1, 1); Calibrated: 2018/1/19;
- Sensor-Surface: (Fix Surface)
- Electronics: DAE4 Sn853; Calibrated: 2017/7/19
- Phantom: HAC Test Arch with AMCC; Type: SD HAC P01 BA;
- Measurement SW: DASY52, Version 52.10 (0);SEMCAD X Version 14.6.10 (7417)

E Scan - ER3D: 15 mm from Probe Center to the Device/Hearing Aid Compatibility Test (101x101x1): Interpolated grid: dx=0.5000 mm, dy=0.5000 mm
Device Reference Point: 0, 0, -6.3 mm
Reference Value = 85.84 V/m; Power Drift = -0.01 dB
Applied MIF = 3.63 dB
RF audio interference level = 39.93 dBV/m
Emission category: M4

MIF scaled E-field

Grid 1 **M4** **32.8 dBV/m**	Grid 2 **M4** **38.09 dBV/m**	Grid 3 **M4** **38.09 dBV/m**
Grid 4 **M4** **35.46 dBV/m**	Grid 5 **M4** **39.93 dBV/m**	Grid 6 **M4** **39.82 dBV/m**
Grid 7 **M4** **35.52 dBV/m**	Grid 8 **M4** **39.93 dBV/m**	Grid 9 **M4** **39.82 dBV/m**

Cursor:
Total = 39.93 dBV/m
E Category: M4
Location: -6.5, 8, 8.7 mm

0 dB = 99.24 V/m = 39.93 dBV/m

#07_HAC_E_GSM1900_Voice_Ch512;LAT

Communication System: GSM-FDD (TDMA, GMSK); Frequency: 1850.2 MHz;Duty Cycle: 1:8.3
Medium: Air Medium parameters used: $\sigma = 0$ S/m, $\varepsilon_r = 1$; $\rho = 0$ kg/m^3
Ambient Temperature：23.4 ℃

DASY5 Configuration:
- Probe: ER3DV6 - SN2358; ConvF(1, 1, 1); Calibrated: 2018/1/19;
- Sensor-Surface: (Fix Surface)
- Electronics: DAE4 Sn853; Calibrated: 2017/7/19
- Phantom: HAC Test Arch with AMCC; Type: SD HAC P01 BA;
- Measurement SW: DASY52, Version 52.10 (0);SEMCAD X Version 14.6.10 (7417)

E Scan - ER3D: 15 mm from Probe Center to the Device/Hearing Aid Compatibility Test (101x101x1): Interpolated grid: dx=0.5000 mm, dy=0.5000 mm
Device Reference Point: 0, 0, -6.3 mm
Reference Value = 11.49 V/m; Power Drift = -0.01 dB
Applied MIF = 3.63 dB
RF audio interference level = 27.63 dBV/m
Emission category: M4

MIF scaled E-field

Grid 1 **M4** **24.9 dBV/m**	Grid 2 **M4** **27.51 dBV/m**	Grid 3 **M4** **27.63 dBV/m**
Grid 4 **M4** **22.63 dBV/m**	Grid 5 **M4** **26.12 dBV/m**	Grid 6 **M4** **26.37 dBV/m**
Grid 7 **M4** **24.32 dBV/m**	Grid 8 **M4** **23.61 dBV/m**	Grid 9 **M4** **23.77 dBV/m**

Cursor:
Total = 27.63 dBV/m
E Category: M4
Location: -12.5, -25, 8.7 mm

0 dB = 24.07 V/m = 27.63 dBV/m

#08_HAC_E_GSM1900_Voice_Ch661;LAT

Communication System: GSM-FDD (TDMA, GMSK); Frequency: 1880 MHz;Duty Cycle: 1:8.3
Medium: Air Medium parameters used: $\sigma = 0$ S/m, $\varepsilon_r = 1$; $\rho = 0$ kg/m^3
Ambient Temperature：23.4 ℃

DASY5 Configuration:
- Probe: ER3DV6 - SN2358; ConvF(1, 1, 1); Calibrated: 2018/1/19;
- Sensor-Surface: (Fix Surface)
- Electronics: DAE4 Sn853; Calibrated: 2017/7/19
- Phantom: HAC Test Arch with AMCC; Type: SD HAC P01 BA;
- Measurement SW: DASY52, Version 52.10 (0);SEMCAD X Version 14.6.10 (7417)

E Scan - ER3D: 15 mm from Probe Center to the Device/Hearing Aid Compatibility Test (101x101x1): Interpolated grid: dx=0.5000 mm, dy=0.5000 mm
Device Reference Point: 0, 0, -6.3 mm
Reference Value = 12.01 V/m; Power Drift = -0.01 dB
Applied MIF = 3.63 dB
RF audio interference level = 27.83 dBV/m
Emission category: M4

MIF scaled E-field

Grid 1 **M4** **25.09 dBV/m**	Grid 2 **M4** **27.77 dBV/m**	Grid 3 **M4** **27.83 dBV/m**
Grid 4 **M4** **22.94 dBV/m**	Grid 5 **M4** **26.7 dBV/m**	Grid 6 **M4** **26.9 dBV/m**
Grid 7 **M4** **24.14 dBV/m**	Grid 8 **M4** **24.51 dBV/m**	Grid 9 **M4** **24.8 dBV/m**

Cursor:
Total = 27.83 dBV/m
E Category: M4
Location: -12.5, -25, 8.7 mm

0 dB = 24.63 V/m = 27.83 dBV/m

#09_HAC_E_GSM1900_Voice_Ch810;LAT

Communication System: GSM-FDD (TDMA, GMSK); Frequency: 1909.8 MHz;Duty Cycle: 1:8.3
Medium: Air Medium parameters used: $\sigma = 0$ S/m, $\varepsilon_r = 1$; $\rho = 0$ kg/m^3
Ambient Temperature：23.4 ℃

DASY5 Configuration:
- Probe: ER3DV6 - SN2358; ConvF(1, 1, 1); Calibrated: 2018/1/19;
- Sensor-Surface: (Fix Surface)
- Electronics: DAE4 Sn853; Calibrated: 2017/7/19
- Phantom: HAC Test Arch with AMCC; Type: SD HAC P01 BA;
- Measurement SW: DASY52, Version 52.10 (0);SEMCAD X Version 14.6.10 (7417)

E Scan - ER3D: 15 mm from Probe Center to the Device/Hearing Aid Compatibility Test (101x101x1): Interpolated grid: dx=0.5000 mm, dy=0.5000 mm
Device Reference Point: 0, 0, -6.3 mm
Reference Value = 12.36 V/m; Power Drift = -0.14 dB
Applied MIF = 3.63 dB
RF audio interference level = 28.85 dBV/m
Emission category: M4

MIF scaled E-field

Grid 1 **M4** **25.46 dBV/m**	Grid 2 **M4** **28.81 dBV/m**	Grid 3 **M4** **28.85 dBV/m**
Grid 4 **M4** **22.98 dBV/m**	Grid 5 **M4** **27.38 dBV/m**	Grid 6 **M4** **27.65 dBV/m**
Grid 7 **M4** **24.61 dBV/m**	Grid 8 **M4** **24.81 dBV/m**	Grid 9 **M4** **25.24 dBV/m**

Cursor:
Total = 28.85 dBV/m
E Category: M4
Location: -11, -25, 8.7 mm

0 dB = 27.69 V/m = 28.85 dBV/m

#10_HAC_E_GSM1900_Voice_Ch512;UAT

Communication System: GSM-FDD (TDMA, GMSK); Frequency: 1850.2 MHz;Duty Cycle: 1:8.3
Medium: Air Medium parameters used: $\sigma = 0$ S/m, $\varepsilon_r = 1$; $\rho = 0$ kg/m^3
Ambient Temperature：23.4 ℃

DASY5 Configuration:
- Probe: ER3DV6 - SN2358; ConvF(1, 1, 1); Calibrated: 2018/1/19;
- Sensor-Surface: (Fix Surface)
- Electronics: DAE4 Sn853; Calibrated: 2017/7/19
- Phantom: HAC Test Arch with AMCC; Type: SD HAC P01 BA;
- Measurement SW: DASY52, Version 52.10 (0);SEMCAD X Version 14.6.10 (7417)

E Scan - ER3D: 15 mm from Probe Center to the Device/Hearing Aid Compatibility Test (101x101x1): Interpolated grid: dx=0.5000 mm, dy=0.5000 mm
Device Reference Point: 0, 0, -6.3 mm
Reference Value = 26.02 V/m; Power Drift = 0.00 dB
Applied MIF = 3.63 dB
RF audio interference level = 33.79 dBV/m
Emission category: M3

MIF scaled E-field

Grid 1 **M3** **31.36 dBV/m**	Grid 2 **M3** **33.79 dBV/m**	Grid 3 **M3** **33.61 dBV/m**
Grid 4 **M4** **28.68 dBV/m**	Grid 5 **M3** **33.3 dBV/m**	Grid 6 **M3** **33.38 dBV/m**
Grid 7 **M4** **29.25 dBV/m**	Grid 8 **M3** **33.44 dBV/m**	Grid 9 **M3** **33.51 dBV/m**

Cursor:
Total = 33.79 dBV/m
E Category: M3
Location: -5.5, -25, 8.7 mm

0 dB = 48.93 V/m = 33.79 dBV/m

#11_HAC_E_GSM1900_Voice_Ch661;UAT

Communication System: GSM-FDD (TDMA, GMSK); Frequency: 1880 MHz;Duty Cycle: 1:8.3
Medium: Air Medium parameters used: $\sigma = 0$ S/m, $\varepsilon_r = 1$; $\rho = 0$ kg/m^3
Ambient Temperature：23.4 ℃

DASY5 Configuration:
- Probe: ER3DV6 - SN2358; ConvF(1, 1, 1); Calibrated: 2018/1/19;
- Sensor-Surface: (Fix Surface)
- Electronics: DAE4 Sn853; Calibrated: 2017/7/19
- Phantom: HAC Test Arch with AMCC; Type: SD HAC P01 BA;
- Measurement SW: DASY52, Version 52.10 (0);SEMCAD X Version 14.6.10 (7417)

E Scan - ER3D: 15 mm from Probe Center to the Device/Hearing Aid Compatibility Test (101x101x1): Interpolated grid: dx=0.5000 mm, dy=0.5000 mm
Device Reference Point: 0, 0, -6.3 mm
Reference Value = 25.77 V/m; Power Drift = -0.08 dB
Applied MIF = 3.63 dB
RF audio interference level = 33.26 dBV/m
Emission category: M3

MIF scaled E-field

Grid 1 **M3** **31.1 dBV/m**	Grid 2 **M3** **33.26 dBV/m**	Grid 3 **M3** **33.07 dBV/m**
Grid 4 **M4** **28.45 dBV/m**	Grid 5 **M3** **33.01 dBV/m**	Grid 6 **M3** **33.11 dBV/m**
Grid 7 **M4** **28.23 dBV/m**	Grid 8 **M3** **33.1 dBV/m**	Grid 9 **M3** **33.2 dBV/m**

Cursor:
Total = 33.26 dBV/m
E Category: M3
Location: -5.5, -25, 8.7 mm

0 dB = 46.03 V/m = 33.26 dBV/m

#12_HAC_E_GSM1900_Voice_Ch810;UAT

Communication System: GSM-FDD (TDMA, GMSK); Frequency: 1909.8 MHz;Duty Cycle: 1:8.3
Medium: Air Medium parameters used: $\sigma = 0$ S/m, $\varepsilon_r = 1$; $\rho = 0$ kg/m^3
Ambient Temperature：23.4 ℃

DASY5 Configuration:
- Probe: ER3DV6 - SN2358; ConvF(1, 1, 1); Calibrated: 2018/1/19;
- Sensor-Surface: (Fix Surface)
- Electronics: DAE4 Sn853; Calibrated: 2017/7/19
- Phantom: HAC Test Arch with AMCC; Type: SD HAC P01 BA;
- Measurement SW: DASY52, Version 52.10 (0);SEMCAD X Version 14.6.10 (7417)

E Scan - ER3D: 15 mm from Probe Center to the Device/Hearing Aid Compatibility Test (101x101x1): Interpolated grid: dx=0.5000 mm, dy=0.5000 mm
Device Reference Point: 0, 0, -6.3 mm
Reference Value = 24.21 V/m; Power Drift = -0.07 dB
Applied MIF = 3.63 dB
RF audio interference level = 32.41 dBV/m
Emission category: M3

MIF scaled E-field

Grid 1 **M3** **30.13 dBV/m**	Grid 2 **M3** **32.41 dBV/m**	Grid 3 **M3** **32.19 dBV/m**
Grid 4 **M4** **27.63 dBV/m**	Grid 5 **M3** **32.15 dBV/m**	Grid 6 **M3** **32.22 dBV/m**
Grid 7 **M4** **27.61 dBV/m**	Grid 8 **M3** **32.19 dBV/m**	Grid 9 **M3** **32.26 dBV/m**

Cursor:
Total = 32.41 dBV/m
E Category: M3
Location: -5.5, -25, 8.7 mm

0 dB = 41.71 V/m = 32.40 dBV/m

#13_HAC_E_CDMA BC0_ 1xRTT, RC1 SO3, 18th Rate_Ch1013;LAT

Communication System: CDMA2000, RC1, SO3, 1/8th Rate 25 fr.; Frequency: 824.7 MHz;Duty Cycle: 1:8.3
Medium: Air Medium parameters used: $\sigma = 0$ S/m, $\varepsilon_r = 1$; $\rho = 0$ kg/m^3
Ambient Temperature：23.4 ℃

DASY5 Configuration:
- Probe: ER3DV6 - SN2358; ConvF(1, 1, 1); Calibrated: 2018/1/19;
- Sensor-Surface: (Fix Surface)
- Electronics: DAE4 Sn853; Calibrated: 2017/7/19
- Phantom: HAC Test Arch with AMCC; Type: SD HAC P01 BA;
- Measurement SW: DASY52, Version 52.10 (0);SEMCAD X Version 14.6.10 (7417)

E Scan - ER3D: 15 mm from Probe Center to the Device/Hearing Aid Compatibility Test (101x101x1): Interpolated grid: dx=0.5000 mm, dy=0.5000 mm
Device Reference Point: 0, 0, -6.3 mm
Reference Value = 16.18 V/m; Power Drift = -0.01 dB
Applied MIF = 3.26 dB
RF audio interference level = 26.70 dBV/m
Emission category: M4

MIF scaled E-field

Grid 1 **M4** **24.65 dBV/m**	Grid 2 **M4** **26.32 dBV/m**	Grid 3 **M4** **26.37 dBV/m**
Grid 4 **M4** **25.11 dBV/m**	Grid 5 **M4** **26.64 dBV/m**	Grid 6 **M4** **26.67 dBV/m**
Grid 7 **M4** **25.75 dBV/m**	Grid 8 **M4** **26.7 dBV/m**	Grid 9 **M4** **26.64 dBV/m**

Cursor:
Total = 26.70 dBV/m
E Category: M4
Location: -5.5, 25, 8.7 mm

0 dB = 21.62 V/m = 26.70 dBV/m

#14_HAC_E_CDMA BC0_ 1xRTT, RC1 SO3, 18th Rate_Ch384;LAT

Communication System: CDMA2000, RC1, SO3, 1/8th Rate 25 fr.; Frequency: 836.52 MHz;Duty Cycle: 1:8.3
Medium: Air Medium parameters used: $\sigma = 0$ S/m, $\varepsilon_r = 1$; $\rho = 0$ kg/m^3
Ambient Temperature：23.4 ℃

DASY5 Configuration:
- Probe: ER3DV6 - SN2358; ConvF(1, 1, 1); Calibrated: 2018/1/19;
- Sensor-Surface: (Fix Surface)
- Electronics: DAE4 Sn853; Calibrated: 2017/7/19
- Phantom: HAC Test Arch with AMCC; Type: SD HAC P01 BA;
- Measurement SW: DASY52, Version 52.10 (0);SEMCAD X Version 14.6.10 (7417)

E Scan - ER3D: 15 mm from Probe Center to the Device/Hearing Aid Compatibility Test (101x101x1): Interpolated grid: dx=0.5000 mm, dy=0.5000 mm
Device Reference Point: 0, 0, -6.3 mm
Reference Value = 15.48 V/m; Power Drift = -0.06 dB
Applied MIF = 3.26 dB
RF audio interference level = 26.63 dBV/m
Emission category: M4

MIF scaled E-field

Grid 1 **M4** **24 dBV/m**	Grid 2 **M4** **25.74 dBV/m**	Grid 3 **M4** **25.81 dBV/m**
Grid 4 **M4** **24.96 dBV/m**	Grid 5 **M4** **26.26 dBV/m**	Grid 6 **M4** **26.29 dBV/m**
Grid 7 **M4** **25.79 dBV/m**	Grid 8 **M4** **26.63 dBV/m**	Grid 9 **M4** **26.55 dBV/m**

Cursor:
Total = 26.63 dBV/m
E Category: M4
Location: -4.5, 25, 8.7 mm

0 dB = 21.45 V/m = 26.63 dBV/m

#15_HAC_E_CDMA BC0_ 1xRTT, RC1 SO3, 18th Rate_Ch777;LAT

Communication System: CDMA2000, RC1, SO3, 1/8th Rate 25 fr.; Frequency: 848.31 MHz;Duty Cycle: 1:8.3
Medium: Air Medium parameters used: $\sigma = 0$ S/m, $\varepsilon_r = 1$; $\rho = 0$ kg/m^3
Ambient Temperature：23.4 ℃

DASY5 Configuration:
- Probe: ER3DV6 - SN2358; ConvF(1, 1, 1); Calibrated: 2018/1/19;
- Sensor-Surface: (Fix Surface)
- Electronics: DAE4 Sn853; Calibrated: 2017/7/19
- Phantom: HAC Test Arch with AMCC; Type: SD HAC P01 BA;
- Measurement SW: DASY52, Version 52.10 (0);SEMCAD X Version 14.6.10 (7417)

E Scan - ER3D: 15 mm from Probe Center to the Device/Hearing Aid Compatibility Test (101x101x1): Interpolated grid: dx=0.5000 mm, dy=0.5000 mm
Device Reference Point: 0, 0, -6.3 mm
Reference Value = 14.95 V/m; Power Drift = 0.08 dB
Applied MIF = 3.26 dB
RF audio interference level = 26.74 dBV/m
Emission category: M4

MIF scaled E-field

Grid 1 **M4** **23.44 dBV/m**	Grid 2 **M4** **25.64 dBV/m**	Grid 3 **M4** **25.84 dBV/m**
Grid 4 **M4** **24.57 dBV/m**	Grid 5 **M4** **26.23 dBV/m**	Grid 6 **M4** **26.27 dBV/m**
Grid 7 **M4** **25.59 dBV/m**	Grid 8 **M4** **26.74 dBV/m**	Grid 9 **M4** **26.59 dBV/m**

Cursor:
Total = 26.74 dBV/m
E Category: M4
Location: -5, 25, 8.7 mm

0 dB = 21.74 V/m = 26.74 dBV/m

#16_HAC_E_CDMA BC0_ 1xRTT, RC1 SO3, 18th Rate_Ch1013;UAT

Communication System: CDMA2000, RC1, SO3, 1/8th Rate 25 fr.; Frequency: 824.7 MHz;Duty Cycle: 1:8.3
Medium: Air Medium parameters used: $\sigma = 0$ S/m, $\varepsilon_r = 1$; $\rho = 0$ kg/m^3
Ambient Temperature：23.4 ℃

DASY5 Configuration:
- Probe: ER3DV6 - SN2358; ConvF(1, 1, 1); Calibrated: 2018/1/19;
- Sensor-Surface: (Fix Surface)
- Electronics: DAE4 Sn853; Calibrated: 2017/7/19
- Phantom: HAC Test Arch with AMCC; Type: SD HAC P01 BA;
- Measurement SW: DASY52, Version 52.10 (0);SEMCAD X Version 14.6.10 (7417)

E Scan - ER3D: 15 mm from Probe Center to the Device/Hearing Aid Compatibility Test (101x101x1): Interpolated grid: dx=0.5000 mm, dy=0.5000 mm
Device Reference Point: 0, 0, -6.3 mm
Reference Value = 45.64 V/m; Power Drift = -0.01 dB
Applied MIF = 3.26 dB
RF audio interference level = 34.15 dBV/m
Emission category: M4

MIF scaled E-field

Grid 1 **M4** **28.16 dBV/m**	Grid 2 **M4** **32.71 dBV/m**	Grid 3 **M4** **32.71 dBV/m**
Grid 4 **M4** **30.25 dBV/m**	Grid 5 **M4** **34.15 dBV/m**	Grid 6 **M4** **34.06 dBV/m**
Grid 7 **M4** **30.28 dBV/m**	Grid 8 **M4** **34.11 dBV/m**	Grid 9 **M4** **34.04 dBV/m**

Cursor:
Total = 34.15 dBV/m
E Category: M4
Location: -6.5, 6, 8.7 mm

0 dB = 51.01 V/m = 34.15 dBV/m

#17_HAC_E_CDMA BC0_ 1xRTT, RC1 SO3, 18th Rate_Ch384;UAT

Communication System: CDMA2000, RC1, SO3, 1/8th Rate 25 fr.; Frequency: 836.52 MHz;Duty Cycle: 1:8.3
Medium: Air Medium parameters used: $\sigma = 0$ S/m, $\varepsilon_r = 1$; $\rho = 0$ kg/m^3
Ambient Temperature：23.4 ℃

DASY5 Configuration:
- Probe: ER3DV6 - SN2358; ConvF(1, 1, 1); Calibrated: 2018/1/19;
- Sensor-Surface: (Fix Surface)
- Electronics: DAE4 Sn853; Calibrated: 2017/7/19
- Phantom: HAC Test Arch with AMCC; Type: SD HAC P01 BA;
- Measurement SW: DASY52, Version 52.10 (0);SEMCAD X Version 14.6.10 (7417)

E Scan - ER3D: 15 mm from Probe Center to the Device/Hearing Aid Compatibility Test (101x101x1): Interpolated grid: dx=0.5000 mm, dy=0.5000 mm
Device Reference Point: 0, 0, -6.3 mm
Reference Value = 42.15 V/m; Power Drift = -0.09 dB
Applied MIF = 3.26 dB
RF audio interference level = 33.39 dBV/m
Emission category: M4

MIF scaled E-field

Grid 1 **M4** **27.27 dBV/m**	Grid 2 **M4** **31.74 dBV/m**	Grid 3 **M4** **31.74 dBV/m**
Grid 4 **M4** **29.42 dBV/m**	Grid 5 **M4** **33.39 dBV/m**	Grid 6 **M4** **33.34 dBV/m**
Grid 7 **M4** **29.47 dBV/m**	Grid 8 **M4** **33.38 dBV/m**	Grid 9 **M4** **33.33 dBV/m**

Cursor:
Total = 33.39 dBV/m
E Category: M4
Location: -7, 7.5, 8.7 mm

0 dB = 46.71 V/m = 33.39 dBV/m

#18_HAC_E_CDMA BC0_ 1xRTT, RC1 SO3, 18th Rate_Ch777;UAT

Communication System: CDMA2000, RC1, SO3, 1/8th Rate 25 fr.; Frequency: 848.31 MHz;Duty Cycle: 1:8.3
Medium: Air Medium parameters used: $\sigma = 0$ S/m, $\varepsilon_r = 1$; $\rho = 0$ kg/m^3
Ambient Temperature：23.4 ℃

DASY5 Configuration:
- Probe: ER3DV6 - SN2358; ConvF(1, 1, 1); Calibrated: 2018/1/19;
- Sensor-Surface: (Fix Surface)
- Electronics: DAE4 Sn853; Calibrated: 2017/7/19
- Phantom: HAC Test Arch with AMCC; Type: SD HAC P01 BA;
- Measurement SW: DASY52, Version 52.10 (0);SEMCAD X Version 14.6.10 (7417)

E Scan - ER3D: 15 mm from Probe Center to the Device/Hearing Aid Compatibility Test (101x101x1): Interpolated grid: dx=0.5000 mm, dy=0.5000 mm
Device Reference Point: 0, 0, -6.3 mm
Reference Value = 46.14 V/m; Power Drift = -0.09 dB
Applied MIF = 3.26 dB
RF audio interference level = 34.31 dBV/m
Emission category: M4

MIF scaled E-field

Grid 1 **M4** **27.76 dBV/m**	Grid 2 **M4** **32.76 dBV/m**	Grid 3 **M4** **32.76 dBV/m**
Grid 4 **M4** **30.11 dBV/m**	Grid 5 **M4** **34.31 dBV/m**	Grid 6 **M4** **34.25 dBV/m**
Grid 7 **M4** **30.16 dBV/m**	Grid 8 **M4** **34.31 dBV/m**	Grid 9 **M4** **34.22 dBV/m**

Cursor:
Total = 34.31 dBV/m
E Category: M4
Location: -7, 8, 8.7 mm

0 dB = 51.96 V/m = 34.31 dBV/m

#19_HAC_E_CDMA BC1_ 1xRTT, RC1 SO3, 18th Rate_Ch25;LAT

Communication System: CDMA2000, RC1, SO3, 1/8th Rate 25 fr.; Frequency: 1851.25 MHz;Duty Cycle: 1:8.3
Medium: Air Medium parameters used: $\sigma = 0$ S/m, $\varepsilon_r = 1$; $\rho = 0$ kg/m^3
Ambient Temperature：23.4 ℃

DASY5 Configuration:
- Probe: ER3DV6 - SN2358; ConvF(1, 1, 1); Calibrated: 2018/1/19;
- Sensor-Surface: (Fix Surface)
- Electronics: DAE4 Sn853; Calibrated: 2017/7/19
- Phantom: HAC Test Arch with AMCC; Type: SD HAC P01 BA;
- Measurement SW: DASY52, Version 52.10 (0);SEMCAD X Version 14.6.10 (7417)

E Scan - ER3D: 15 mm from Probe Center to the Device/Hearing Aid Compatibility Test (101x101x1): Interpolated grid: dx=0.5000 mm, dy=0.5000 mm
Device Reference Point: 0, 0, -6.3 mm
Reference Value = 6.876 V/m; Power Drift = -0.09 dB
Applied MIF = 3.26 dB
RF audio interference level = 23.50 dBV/m
Emission category: M4

MIF scaled E-field

Grid 1 **M4** **20.09 dBV/m**	Grid 2 **M4** **23.01 dBV/m**	Grid 3 **M4** **23.5 dBV/m**
Grid 4 **M4** **19.15 dBV/m**	Grid 5 **M4** **21.44 dBV/m**	Grid 6 **M4** **22.06 dBV/m**
Grid 7 **M4** **20.72 dBV/m**	Grid 8 **M4** **19.54 dBV/m**	Grid 9 **M4** **19.21 dBV/m**

Cursor:
Total = 23.50 dBV/m
E Category: M4
Location: -14.5, -25, 8.7 mm

0 dB = 14.96 V/m = 23.50 dBV/m

#20_HAC_E_CDMA BC1_ 1xRTT, RC1 SO3, 18th Rate_Ch600;LAT

Communication System: CDMA2000, RC1, SO3, 1/8th Rate 25 fr.; Frequency: 1880 MHz;Duty Cycle: 1:8.3
Medium: Air Medium parameters used: $\sigma = 0$ S/m, $\varepsilon_r = 1$; $\rho = 0$ kg/m^3
Ambient Temperature：23.4 ℃

DASY5 Configuration:
- Probe: ER3DV6 - SN2358; ConvF(1, 1, 1); Calibrated: 2018/1/19;
- Sensor-Surface: (Fix Surface)
- Electronics: DAE4 Sn853; Calibrated: 2017/7/19
- Phantom: HAC Test Arch with AMCC; Type: SD HAC P01 BA;
- Measurement SW: DASY52, Version 52.10 (0);SEMCAD X Version 14.6.10 (7417)

E Scan - ER3D: 15 mm from Probe Center to the Device/Hearing Aid Compatibility Test (101x101x1): Interpolated grid: dx=0.5000 mm, dy=0.5000 mm
Device Reference Point: 0, 0, -6.3 mm
Reference Value = 6.771 V/m; Power Drift = -0.07 dB
Applied MIF = 3.26 dB
RF audio interference level = 23.50 dBV/m
Emission category: M4

MIF scaled E-field

Grid 1 **M4** **20.75 dBV/m**	Grid 2 **M4** **22.63 dBV/m**	Grid 3 **M4** **23.5 dBV/m**
Grid 4 **M4** **19.24 dBV/m**	Grid 5 **M4** **21.39 dBV/m**	Grid 6 **M4** **21.99 dBV/m**
Grid 7 **M4** **20.37 dBV/m**	Grid 8 **M4** **19.66 dBV/m**	Grid 9 **M4** **19.86 dBV/m**

Cursor:
Total = 23.50 dBV/m
E Category: M4
Location: -18.5, -25, 8.7 mm

0 dB = 14.97 V/m = 23.50 dBV/m

#21_HAC_E_CDMA BC1_ 1xRTT, RC1 SO3, 18th Rate_Ch1175;LAT

Communication System: CDMA2000, RC1, SO3, 1/8th Rate 25 fr.; Frequency: 1908.75 MHz;Duty Cycle: 1:8.3
Medium: Air Medium parameters used: $\sigma = 0$ S/m, $\varepsilon_r = 1$; $\rho = 0$ kg/m^3
Ambient Temperature：23.4 ℃

DASY5 Configuration:
- Probe: ER3DV6 - SN2358; ConvF(1, 1, 1); Calibrated: 2018/1/19;
- Sensor-Surface: (Fix Surface)
- Electronics: DAE4 Sn853; Calibrated: 2017/7/19
- Phantom: HAC Test Arch with AMCC; Type: SD HAC P01 BA;
- Measurement SW: DASY52, Version 52.10 (0);SEMCAD X Version 14.6.10 (7417)

E Scan - ER3D: 15 mm from Probe Center to the Device/Hearing Aid Compatibility Test (101x101x1): Interpolated grid: dx=0.5000 mm, dy=0.5000 mm
Device Reference Point: 0, 0, -6.3 mm
Reference Value = 7.183 V/m; Power Drift = -0.01 dB
Applied MIF = 3.26 dB
RF audio interference level = 23.80 dBV/m
Emission category: M4

MIF scaled E-field

Grid 1 **M4** **20.79 dBV/m**	Grid 2 **M4** **23.3 dBV/m**	Grid 3 **M4** **23.8 dBV/m**
Grid 4 **M4** **19.27 dBV/m**	Grid 5 **M4** **21.99 dBV/m**	Grid 6 **M4** **22.57 dBV/m**
Grid 7 **M4** **20.62 dBV/m**	Grid 8 **M4** **20.32 dBV/m**	Grid 9 **M4** **20.77 dBV/m**

Cursor:
Total = 23.80 dBV/m
E Category: M4
Location: -15, -25, 8.7 mm

0 dB = 15.49 V/m = 23.80 dBV/m

#22_HAC_E_CDMA BC1_ 1xRTT, RC1 SO3, 18th Rate_Ch25;UAT

Communication System: CDMA2000, RC1, SO3, 1/8th Rate 25 fr.; Frequency: 1851.25 MHz;Duty Cycle: 1:8.3
Medium: Air Medium parameters used: $\sigma = 0$ S/m, $\varepsilon_r = 1$; $\rho = 0$ kg/m^3
Ambient Temperature：23.4 ℃

DASY5 Configuration:
- Probe: ER3DV6 - SN2358; ConvF(1, 1, 1); Calibrated: 2018/1/19;
- Sensor-Surface: (Fix Surface)
- Electronics: DAE4 Sn853; Calibrated: 2017/7/19
- Phantom: HAC Test Arch with AMCC; Type: SD HAC P01 BA;
- Measurement SW: DASY52, Version 52.10 (0);SEMCAD X Version 14.6.10 (7417)

E Scan - ER3D: 15 mm from Probe Center to the Device/Hearing Aid Compatibility Test (101x101x1): Interpolated grid: dx=0.5000 mm, dy=0.5000 mm
Device Reference Point: 0, 0, -6.3 mm
Reference Value = 17.68 V/m; Power Drift = 0.09 dB
Applied MIF = 3.26 dB
RF audio interference level = 29.98 dBV/m
Emission category: M4

MIF scaled E-field

Grid 1 **M4** **27.4 dBV/m**	Grid 2 **M4** **29.98 dBV/m**	Grid 3 **M4** **29.89 dBV/m**
Grid 4 **M4** **24.95 dBV/m**	Grid 5 **M4** **29.61 dBV/m**	Grid 6 **M4** **29.65 dBV/m**
Grid 7 **M4** **26.03 dBV/m**	Grid 8 **M4** **29.8 dBV/m**	Grid 9 **M4** **29.85 dBV/m**

Cursor:
Total = 29.98 dBV/m
E Category: M4
Location: -6.5, -25, 8.7 mm

0 dB = 31.54 V/m = 29.98 dBV/m

#23_HAC_E_CDMA BC1_ 1xRTT, RC1 SO3, 18th Rate_Ch600;UAT

Communication System: CDMA2000, RC1, SO3, 1/8th Rate 25 fr.; Frequency: 1880 MHz;Duty Cycle: 1:8.3
Medium: Air Medium parameters used: $\sigma = 0$ S/m, $\varepsilon_r = 1$; $\rho = 0$ kg/m^3
Ambient Temperature：23.4 ℃

DASY5 Configuration:
- Probe: ER3DV6 - SN2358; ConvF(1, 1, 1); Calibrated: 2018/1/19;
- Sensor-Surface: (Fix Surface)
- Electronics: DAE4 Sn853; Calibrated: 2017/7/19
- Phantom: HAC Test Arch with AMCC; Type: SD HAC P01 BA;
- Measurement SW: DASY52, Version 52.10 (0);SEMCAD X Version 14.6.10 (7417)

E Scan - ER3D: 15 mm from Probe Center to the Device/Hearing Aid Compatibility Test (101x101x1): Interpolated grid: dx=0.5000 mm, dy=0.5000 mm
Device Reference Point: 0, 0, -6.3 mm
Reference Value = 19.61 V/m; Power Drift = -0.07 dB
Applied MIF = 3.26 dB
RF audio interference level = 30.40 dBV/m
Emission category: M3

MIF scaled E-field

Grid 1 **M4** **28 dBV/m**	Grid 2 **M3** **30.31 dBV/m**	Grid 3 **M3** **30.18 dBV/m**
Grid 4 **M4** **25.46 dBV/m**	Grid 5 **M3** **30.27 dBV/m**	Grid 6 **M3** **30.33 dBV/m**
Grid 7 **M4** **25.82 dBV/m**	Grid 8 **M3** **30.35 dBV/m**	Grid 9 **M3** **30.4 dBV/m**

Cursor:
Total = 30.40 dBV/m
E Category: M3
Location: -10.5, 11.5, 8.7 mm

0 dB = 33.12 V/m = 30.40 dBV/m

#24_HAC_E_CDMA BC1_ 1xRTT, RC1 SO3, 18th Rate_Ch1175;UAT

Communication System: CDMA2000, RC1, SO3, 1/8th Rate 25 fr.; Frequency: 1908.75 MHz;Duty Cycle: 1:8.3
Medium: Air Medium parameters used: $\sigma = 0$ S/m, $\varepsilon_r = 1$; $\rho = 0$ kg/m^3
Ambient Temperature：23.4 ℃

DASY5 Configuration:
- Probe: ER3DV6 - SN2358; ConvF(1, 1, 1); Calibrated: 2018/1/19;
- Sensor-Surface: (Fix Surface)
- Electronics: DAE4 Sn853; Calibrated: 2017/7/19
- Phantom: HAC Test Arch with AMCC; Type: SD HAC P01 BA;
- Measurement SW: DASY52, Version 52.10 (0);SEMCAD X Version 14.6.10 (7417)

E Scan - ER3D: 15 mm from Probe Center to the Device/Hearing Aid Compatibility Test (101x101x1): Interpolated grid: dx=0.5000 mm, dy=0.5000 mm
Device Reference Point: 0, 0, -6.3 mm
Reference Value = 19.97 V/m; Power Drift = 0.16 dB
Applied MIF = 3.26 dB
RF audio interference level = 30.41 dBV/m
Emission category: M3

MIF scaled E-field

Grid 1 **M4** **27.95 dBV/m**	Grid 2 **M3** **30.41 dBV/m**	Grid 3 **M3** **30.18 dBV/m**
Grid 4 **M4** **25.53 dBV/m**	Grid 5 **M3** **30.26 dBV/m**	Grid 6 **M3** **30.31 dBV/m**
Grid 7 **M4** **25.99 dBV/m**	Grid 8 **M3** **30.34 dBV/m**	Grid 9 **M3** **30.39 dBV/m**

Cursor:
Total = 30.41 dBV/m
E Category: M3
Location: -6, -25, 8.7 mm

0 dB = 33.15 V/m = 30.41 dBV/m

#25_HAC_E_CDMA BC10_ 1xRTT, RC1 SO3, 18th Rate_Ch476;LAT

Communication System: CDMA2000, RC1, SO3, 1/8th Rate 25 fr.; Frequency: 817.9 MHz;Duty Cycle: 1:8.3
Medium: Air Medium parameters used: $\sigma = 0$ S/m, $\varepsilon_r = 1$; $\rho = 0$ kg/m^3
Ambient Temperature：23.4 ℃

DASY5 Configuration:
- Probe: ER3DV6 - SN2358; ConvF(1, 1, 1); Calibrated: 2018/1/19;
- Sensor-Surface: (Fix Surface)
- Electronics: DAE4 Sn853; Calibrated: 2017/7/19
- Phantom: HAC Test Arch with AMCC; Type: SD HAC P01 BA;
- Measurement SW: DASY52, Version 52.10 (0);SEMCAD X Version 14.6.10 (7417)

E Scan - ER3D: 15 mm from Probe Center to the Device/Hearing Aid Compatibility Test (101x101x1): Interpolated grid: dx=0.5000 mm, dy=0.5000 mm
Device Reference Point: 0, 0, -6.3 mm
Reference Value = 17.54 V/m; Power Drift = -0.02 dB
Applied MIF = 3.26 dB
RF audio interference level = 27.50 dBV/m
Emission category: M4

MIF scaled E-field

Grid 1 **M4** **25.17 dBV/m**	Grid 2 **M4** **26.92 dBV/m**	Grid 3 **M4** **26.95 dBV/m**
Grid 4 **M4** **25.74 dBV/m**	Grid 5 **M4** **27.25 dBV/m**	Grid 6 **M4** **27.25 dBV/m**
Grid 7 **M4** **26.44 dBV/m**	Grid 8 **M4** **27.5 dBV/m**	Grid 9 **M4** **27.49 dBV/m**

Cursor:
Total = 27.50 dBV/m
E Category: M4
Location: -7, 23, 8.7 mm

0 dB = 23.72 V/m = 27.50 dBV/m

#26_HAC_E_CDMA BC10_ 1xRTT, RC1 SO3, 18th Rate_Ch580;LAT

Communication System: CDMA2000, RC1, SO3, 1/8th Rate 25 fr.; Frequency: 820.5 MHz;Duty Cycle: 1:8.3
Medium: Air Medium parameters used: $\sigma = 0$ S/m, $\varepsilon_r = 1$; $\rho = 0$ kg/m^3
Ambient Temperature：23.4 ℃

DASY5 Configuration:
- Probe: ER3DV6 - SN2358; ConvF(1, 1, 1); Calibrated: 2018/1/19;
- Sensor-Surface: (Fix Surface)
- Electronics: DAE4 Sn853; Calibrated: 2017/7/19
- Phantom: HAC Test Arch with AMCC; Type: SD HAC P01 BA;
- Measurement SW: DASY52, Version 52.10 (0);SEMCAD X Version 14.6.10 (7417)

E Scan - ER3D: 15 mm from Probe Center to the Device/Hearing Aid Compatibility Test (101x101x1): Interpolated grid: dx=0.5000 mm, dy=0.5000 mm
Device Reference Point: 0, 0, -6.3 mm
Reference Value = 15.95 V/m; Power Drift = -0.00 dB
Applied MIF = 3.26 dB
RF audio interference level = 27.87 dBV/m
Emission category: M4

MIF scaled E-field

Grid 1 **M4** **24.97 dBV/m**	Grid 2 **M4** **27.87 dBV/m**	Grid 3 **M4** **26.15 dBV/m**
Grid 4 **M4** **25.08 dBV/m**	Grid 5 **M4** **27.46 dBV/m**	Grid 6 **M4** **26.53 dBV/m**
Grid 7 **M4** **25.79 dBV/m**	Grid 8 **M4** **26.77 dBV/m**	Grid 9 **M4** **26.74 dBV/m**

Cursor:
Total = 27.87 dBV/m
E Category: M4
Location: 4.5, -9.5, 8.7 mm

0 dB = 24.76 V/m = 27.87 dBV/m

#27_HAC_E_CDMA BC10_ 1xRTT, RC1 SO3, 18th Rate_Ch684;LAT

Communication System: CDMA2000, RC1, SO3, 1/8th Rate 25 fr.; Frequency: 823.1 MHz;Duty Cycle: 1:8.3
Medium: Air Medium parameters used: $\sigma = 0$ S/m, $\varepsilon_r = 1$; $\rho = 0$ kg/m^3
Ambient Temperature：23.4 ℃

DASY5 Configuration:
- Probe: ER3DV6 - SN2358; ConvF(1, 1, 1); Calibrated: 2018/1/19;
- Sensor-Surface: (Fix Surface)
- Electronics: DAE4 Sn853; Calibrated: 2017/7/19
- Phantom: HAC Test Arch with AMCC; Type: SD HAC P01 BA;
- Measurement SW: DASY52, Version 52.10 (0);SEMCAD X Version 14.6.10 (7417)

E Scan - ER3D: 15 mm from Probe Center to the Device/Hearing Aid Compatibility Test (101x101x1): Interpolated grid: dx=0.5000 mm, dy=0.5000 mm
Device Reference Point: 0, 0, -6.3 mm
Reference Value = 16.17 V/m; Power Drift = -0.03 dB
Applied MIF = 3.26 dB
RF audio interference level = 26.74 dBV/m
Emission category: M4

MIF scaled E-field

Grid 1 **M4** **24.62 dBV/m**	Grid 2 **M4** **26.28 dBV/m**	Grid 3 **M4** **26.35 dBV/m**
Grid 4 **M4** **25.19 dBV/m**	Grid 5 **M4** **26.6 dBV/m**	Grid 6 **M4** **26.6 dBV/m**
Grid 7 **M4** **25.76 dBV/m**	Grid 8 **M4** **26.74 dBV/m**	Grid 9 **M4** **26.69 dBV/m**

Cursor:
Total = 26.74 dBV/m
E Category: M4
Location: -5.5, 21, 8.7 mm

0 dB = 21.74 V/m = 26.74 dBV/m

#28_HAC_E_CDMA BC10_ 1xRTT, RC1 SO3, 18th Rate_Ch476;UAT

Communication System: CDMA2000, RC1, SO3, 1/8th Rate 25 fr.; Frequency: 817.9 MHz;Duty Cycle: 1:8.3
Medium: Air Medium parameters used: $\sigma = 0$ S/m, $\varepsilon_r = 1$; $\rho = 0$ kg/m^3
Ambient Temperature：23.4 ℃

DASY5 Configuration:
- Probe: ER3DV6 - SN2358; ConvF(1, 1, 1); Calibrated: 2018/1/19;
- Sensor-Surface: (Fix Surface)
- Electronics: DAE4 Sn853; Calibrated: 2017/7/19
- Phantom: HAC Test Arch with AMCC; Type: SD HAC P01 BA;
- Measurement SW: DASY52, Version 52.10 (0);SEMCAD X Version 14.6.10 (7417)

E Scan - ER3D: 15 mm from Probe Center to the Device/Hearing Aid Compatibility Test (101x101x1): Interpolated grid: dx=0.5000 mm, dy=0.5000 mm
Device Reference Point: 0, 0, -6.3 mm
Reference Value = 46.18 V/m; Power Drift = -0.16 dB
Applied MIF = 3.26 dB
RF audio interference level = 34.14 dBV/m
Emission category: M4

MIF scaled E-field

Grid 1 **M4** **28.11 dBV/m**	Grid 2 **M4** **32.71 dBV/m**	Grid 3 **M4** **32.72 dBV/m**
Grid 4 **M4** **30.13 dBV/m**	Grid 5 **M4** **34.14 dBV/m**	Grid 6 **M4** **33.99 dBV/m**
Grid 7 **M4** **30.15 dBV/m**	Grid 8 **M4** **34.11 dBV/m**	Grid 9 **M4** **33.97 dBV/m**

Cursor:
Total = 34.14 dBV/m
E Category: M4
Location: -6.5, 6, 8.7 mm

0 dB = 50.91 V/m = 34.14 dBV/m

#29_HAC_E_CDMA BC10_ 1xRTT, RC1 SO3, 18th Rate_Ch580;UAT

Communication System: CDMA2000, RC1, SO3, 1/8th Rate 25 fr.; Frequency: 820.5 MHz;Duty Cycle: 1:8.3
Medium: Air Medium parameters used: $\sigma = 0$ S/m, $\varepsilon_r = 1$; $\rho = 0$ kg/m^3
Ambient Temperature：23.4 ℃

DASY5 Configuration:
- Probe: ER3DV6 - SN2358; ConvF(1, 1, 1); Calibrated: 2018/1/19;
- Sensor-Surface: (Fix Surface)
- Electronics: DAE4 Sn853; Calibrated: 2017/7/19
- Phantom: HAC Test Arch with AMCC; Type: SD HAC P01 BA;
- Measurement SW: DASY52, Version 52.10 (0);SEMCAD X Version 14.6.10 (7417)

E Scan - ER3D: 15 mm from Probe Center to the Device/Hearing Aid Compatibility Test (101x101x1): Interpolated grid: dx=0.5000 mm, dy=0.5000 mm
Device Reference Point: 0, 0, -6.3 mm
Reference Value = 44.77 V/m; Power Drift = -0.06 dB
Applied MIF = 3.26 dB
RF audio interference level = 33.99 dBV/m
Emission category: M4

MIF scaled E-field

Grid 1 **M4** **28.12 dBV/m**	Grid 2 **M4** **32.49 dBV/m**	Grid 3 **M4** **32.49 dBV/m**
Grid 4 **M4** **30.2 dBV/m**	Grid 5 **M4** **33.99 dBV/m**	Grid 6 **M4** **33.89 dBV/m**
Grid 7 **M4** **30.22 dBV/m**	Grid 8 **M4** **33.99 dBV/m**	Grid 9 **M4** **33.85 dBV/m**

Cursor:
Total = 33.99 dBV/m
E Category: M4
Location: -6.5, 7.5, 8.7 mm

0 dB = 50.08 V/m = 33.99 dBV/m

#30_HAC_E_CDMA BC10_ 1xRTT, RC1 SO3, 18th Rate_Ch684;UAT

Communication System: CDMA2000, RC1, SO3, 1/8th Rate 25 fr.; Frequency: 823.1 MHz;Duty Cycle: 1:8.3
Medium: Air Medium parameters used: $\sigma = 0$ S/m, $\varepsilon_r = 1$; $\rho = 0$ kg/m^3
Ambient Temperature：23.4 ℃

DASY5 Configuration:
- Probe: ER3DV6 - SN2358; ConvF(1, 1, 1); Calibrated: 2018/1/19;
- Sensor-Surface: (Fix Surface)
- Electronics: DAE4 Sn853; Calibrated: 2017/7/19
- Phantom: HAC Test Arch with AMCC; Type: SD HAC P01 BA;
- Measurement SW: DASY52, Version 52.10 (0);SEMCAD X Version 14.6.10 (7417)

E Scan - ER3D: 15 mm from Probe Center to the Device/Hearing Aid Compatibility Test (101x101x1): Interpolated grid: dx=0.5000 mm, dy=0.5000 mm
Device Reference Point: 0, 0, -6.3 mm
Reference Value = 46.11 V/m; Power Drift = -0.04 dB
Applied MIF = 3.26 dB
RF audio interference level = 34.25 dBV/m
Emission category: M4

MIF scaled E-field

Grid 1 **M4** **28.31 dBV/m**	Grid 2 **M4** **32.66 dBV/m**	Grid 3 **M4** **32.66 dBV/m**
Grid 4 **M4** **30.43 dBV/m**	Grid 5 **M4** **34.25 dBV/m**	Grid 6 **M4** **34.17 dBV/m**
Grid 7 **M4** **30.47 dBV/m**	Grid 8 **M4** **34.24 dBV/m**	Grid 9 **M4** **34.14 dBV/m**

Cursor:
Total = 34.25 dBV/m
E Category: M4
Location: -7, 7.5, 8.7 mm

0 dB = 51.56 V/m = 34.25 dBV/m

#31_HAC_E_LTE Band 41_20M_QPSK_1_0_Ch39750;LAT

Communication System: LTE-TDD (SC-FDMA, 1 RB, 20 MHz, QPSK); Frequency: 2506 MHz;Duty Cycle: 1:1.59
Medium: Air Medium parameters used: $\sigma = 0$ S/m, $\varepsilon_r = 1$; $\rho = 0$ kg/m^3
Ambient Temperature：23.4 ℃

DASY5 Configuration:
- Probe: ER3DV6 - SN2358; ConvF(1, 1, 1); Calibrated: 2018/1/19;
- Sensor-Surface: (Fix Surface)
- Electronics: DAE4 Sn853; Calibrated: 2017/7/19
- Phantom: HAC Test Arch with AMCC; Type: SD HAC P01 BA;
- Measurement SW: DASY52, Version 52.10 (0);SEMCAD X Version 14.6.10 (7417)

E Scan - ER3D: 15 mm from Probe Center to the Device/Hearing Aid Compatibility Test (101x101x1): Interpolated grid: dx=0.5000 mm, dy=0.5000 mm
Device Reference Point: 0, 0, -6.3 mm
Reference Value = 10.76 V/m; Power Drift = -0.02 dB
Applied MIF = -1.62 dB
RF audio interference level = 24.48 dBV/m
Emission category: M4

MIF scaled E-field

Grid 1 **M4** **18.28 dBV/m**	Grid 2 **M4** **21.59 dBV/m**	Grid 3 **M4** **21.67 dBV/m**
Grid 4 **M4** **20.53 dBV/m**	Grid 5 **M4** **21.55 dBV/m**	Grid 6 **M4** **21.99 dBV/m**
Grid 7 **M4** **23.75 dBV/m**	Grid 8 **M4** **24.05 dBV/m**	Grid 9 **M4** **24.48 dBV/m**

Cursor:
Total = 24.48 dBV/m
E Category: M4
Location: -14, 25, 8.7 mm

0 dB = 16.75 V/m = 24.48 dBV/m

#32_HAC_E_LTE Band 41_20M_QPSK_1_0_Ch40185;LAT

Communication System: LTE-TDD (SC-FDMA, 1 RB, 20 MHz, QPSK); Frequency: 2549.5 MHz;Duty Cycle: 1:1.59
Medium: Air Medium parameters used: $\sigma = 0$ S/m, $\varepsilon_r = 1$; $\rho = 0$ kg/m^3
Ambient Temperature：23.4 ℃

DASY5 Configuration:
- Probe: ER3DV6 - SN2358; ConvF(1, 1, 1); Calibrated: 2018/1/19;
- Sensor-Surface: (Fix Surface)
- Electronics: DAE4 Sn853; Calibrated: 2017/7/19
- Phantom: HAC Test Arch with AMCC; Type: SD HAC P01 BA;
- Measurement SW: DASY52, Version 52.10 (0);SEMCAD X Version 14.6.10 (7417)

E Scan - ER3D: 15 mm from Probe Center to the Device/Hearing Aid Compatibility Test (101x101x1): Interpolated grid: dx=0.5000 mm, dy=0.5000 mm
Device Reference Point: 0, 0, -6.3 mm
Reference Value = 9.174 V/m; Power Drift = 0.17 dB
Applied MIF = -1.62 dB
RF audio interference level = 24.07 dBV/m
Emission category: M4

MIF scaled E-field

Grid 1 **M4** **16.97 dBV/m**	Grid 2 **M4** **19.04 dBV/m**	Grid 3 **M4** **18.92 dBV/m**
Grid 4 **M4** **19.59 dBV/m**	Grid 5 **M4** **21.59 dBV/m**	Grid 6 **M4** **22.16 dBV/m**
Grid 7 **M4** **22.9 dBV/m**	Grid 8 **M4** **23.75 dBV/m**	Grid 9 **M4** **24.07 dBV/m**

Cursor:
Total = 24.07 dBV/m
E Category: M4
Location: -13, 25, 8.7 mm

0 dB = 15.97 V/m = 24.07 dBV/m

#33_HAC_E_LTE Band 41_20M_QPSK_1_0_Ch40620;LAT

Communication System: LTE-TDD (SC-FDMA, 1 RB, 20 MHz, QPSK); Frequency: 2593 MHz;Duty Cycle: 1:1.59
Medium: Air Medium parameters used: $\sigma = 0$ S/m, $\varepsilon_r = 1$; $\rho = 0$ kg/m^3
Ambient Temperature：23.4 ℃

DASY5 Configuration:
- Probe: ER3DV6 - SN2358; ConvF(1, 1, 1); Calibrated: 2018/1/19;
- Sensor-Surface: (Fix Surface)
- Electronics: DAE4 Sn853; Calibrated: 2017/7/19
- Phantom: HAC Test Arch with AMCC; Type: SD HAC P01 BA;
- Measurement SW: DASY52, Version 52.10 (0);SEMCAD X Version 14.6.10 (7417)

E Scan - ER3D: 15 mm from Probe Center to the Device/Hearing Aid Compatibility Test (101x101x1): Interpolated grid: dx=0.5000 mm, dy=0.5000 mm
Device Reference Point: 0, 0, -6.3 mm
Reference Value = 9.627 V/m; Power Drift = -0.08 dB
Applied MIF = -1.62 dB
RF audio interference level = 23.47 dBV/m
Emission category: M4

MIF scaled E-field

Grid 1 **M4** **17.44 dBV/m**	Grid 2 **M4** **18.8 dBV/m**	Grid 3 **M4** **18.69 dBV/m**
Grid 4 **M4** **20.28 dBV/m**	Grid 5 **M4** **20.95 dBV/m**	Grid 6 **M4** **21.43 dBV/m**
Grid 7 **M4** **22.83 dBV/m**	Grid 8 **M4** **22.95 dBV/m**	Grid 9 **M4** **23.47 dBV/m**

Cursor:
Total = 23.47 dBV/m
E Category: M4
Location: -14.5, 25, 8.7 mm

0 dB = 14.90 V/m = 23.46 dBV/m

#34_HAC_E_LTE Band 41_20M_QPSK_1_0_Ch41055;LAT

Communication System: LTE-TDD (SC-FDMA, 1 RB, 20 MHz, QPSK); Frequency: 2636.5 MHz;Duty Cycle: 1:1.59
Medium: Air Medium parameters used: $\sigma = 0$ S/m, $\varepsilon_r = 1$; $\rho = 0$ kg/m^3
Ambient Temperature：23.4 ℃

DASY5 Configuration:
- Probe: ER3DV6 - SN2358; ConvF(1, 1, 1); Calibrated: 2018/1/19;
- Sensor-Surface: (Fix Surface)
- Electronics: DAE4 Sn853; Calibrated: 2017/7/19
- Phantom: HAC Test Arch with AMCC; Type: SD HAC P01 BA;
- Measurement SW: DASY52, Version 52.10 (0);SEMCAD X Version 14.6.10 (7417)

E Scan - ER3D: 15 mm from Probe Center to the Device/Hearing Aid Compatibility Test (101x101x1): Interpolated grid: dx=0.5000 mm, dy=0.5000 mm
Device Reference Point: 0, 0, -6.3 mm
Reference Value = 9.006 V/m; Power Drift = -0.02 dB
Applied MIF = -1.62 dB
RF audio interference level = 23.07 dBV/m
Emission category: M4

MIF scaled E-field

Grid 1 **M4** **18.4 dBV/m**	Grid 2 **M4** **17.68 dBV/m**	Grid 3 **M4** **17.45 dBV/m**
Grid 4 **M4** **20.9 dBV/m**	Grid 5 **M4** **20.29 dBV/m**	Grid 6 **M4** **20.82 dBV/m**
Grid 7 **M4** **23.07 dBV/m**	Grid 8 **M4** **22.16 dBV/m**	Grid 9 **M4** **22.77 dBV/m**

Cursor:
Total = 23.07 dBV/m
E Category: M4
Location: 25, 25, 8.7 mm



0 dB = 14.24 V/m = 23.07 dBV/m

#35_HAC_E_LTE Band 41_20M_QPSK_1_0_Ch41490;LAT

Communication System: LTE-TDD (SC-FDMA, 1 RB, 20 MHz, QPSK); Frequency: 2680 MHz;Duty Cycle: 1:1.59
Medium: Air Medium parameters used: $\sigma = 0$ S/m, $\varepsilon_r = 1$; $\rho = 0$ kg/m^3
Ambient Temperature：23.4 ℃

DASY5 Configuration:
- Probe: ER3DV6 - SN2358; ConvF(1, 1, 1); Calibrated: 2018/1/19;
- Sensor-Surface: (Fix Surface)
- Electronics: DAE4 Sn853; Calibrated: 2017/7/19
- Phantom: HAC Test Arch with AMCC; Type: SD HAC P01 BA;
- Measurement SW: DASY52, Version 52.10 (0);SEMCAD X Version 14.6.10 (7417)

E Scan - ER3D: 15 mm from Probe Center to the Device/Hearing Aid Compatibility Test (101x101x1): Interpolated grid: dx=0.5000 mm, dy=0.5000 mm
Device Reference Point: 0, 0, -6.3 mm
Reference Value = 8.176 V/m; Power Drift = -0.01 dB
Applied MIF = -1.62 dB
RF audio interference level = 21.75 dBV/m
Emission category: M4

MIF scaled E-field

Grid 1 **M4** **17.56 dBV/m**	Grid 2 **M4** **15.69 dBV/m**	Grid 3 **M4** **16.69 dBV/m**
Grid 4 **M4** **19.74 dBV/m**	Grid 5 **M4** **19.39 dBV/m**	Grid 6 **M4** **20.03 dBV/m**
Grid 7 **M4** **21.75 dBV/m**	Grid 8 **M4** **20.81 dBV/m**	Grid 9 **M4** **21.39 dBV/m**

Cursor:
Total = 21.75 dBV/m
E Category: M4
Location: 25, 25, 8.7 mm

0 dB = 12.23 V/m = 21.75 dBV/m

#36_HAC_E_LTE Band 41_20M_16QAM_1_0_Ch39750;UAT

Communication System: LTE-TDD (SC-FDMA, 1 RB, 20 MHz, 16-QAM); Frequency: 2506 MHz;Duty Cycle: 1:1.59
Medium: Air Medium parameters used: $\sigma = 0$ S/m, $\varepsilon_r = 1$; $\rho = 0$ kg/m^3
Ambient Temperature：23.4 ℃

DASY5 Configuration:
- Probe: ER3DV6 - SN2358; ConvF(1, 1, 1); Calibrated: 2018/1/19;
- Sensor-Surface: (Fix Surface)
- Electronics: DAE4 Sn853; Calibrated: 2017/7/19
- Phantom: HAC Test Arch with AMCC; Type: SD HAC P01 BA;
- Measurement SW: DASY52, Version 52.10 (0);SEMCAD X Version 14.6.10 (7417)

E Scan - ER3D: 15 mm from Probe Center to the Device/Hearing Aid Compatibility Test (101x101x1): Interpolated grid: dx=0.5000 mm, dy=0.5000 mm
Device Reference Point: 0, 0, -6.3 mm
Reference Value = 32.68 V/m; Power Drift = -0.03 dB
Applied MIF = -1.44 dB
RF audio interference level = 29.98 dBV/m
Emission category: M4

MIF scaled E-field

Grid 1 **M4** **26.67 dBV/m**	Grid 2 **M4** **29.98 dBV/m**	Grid 3 **M4** **29.98 dBV/m**
Grid 4 **M4** **25.68 dBV/m**	Grid 5 **M4** **29.04 dBV/m**	Grid 6 **M4** **29.03 dBV/m**
Grid 7 **M4** **21.86 dBV/m**	Grid 8 **M4** **25.58 dBV/m**	Grid 9 **M4** **25.58 dBV/m**

Cursor:
Total = 29.98 dBV/m
E Category: M4
Location: -8, -19.5, 8.7 mm



0 dB = 31.56 V/m = 29.98 dBV/m

#37_HAC_E_LTE Band 41_20M_16QAM_1_0_Ch40185;UAT

Communication System: LTE-TDD (SC-FDMA, 1 RB, 20 MHz, 16-QAM); Frequency: 2549.5 MHz;Duty Cycle: 1:1.59
Medium: Air Medium parameters used: $\sigma = 0$ S/m, $\varepsilon_r = 1$; $\rho = 0$ kg/m^3
Ambient Temperature：23.4 ℃

DASY5 Configuration:
- Probe: ER3DV6 - SN2358; ConvF(1, 1, 1); Calibrated: 2018/1/19;
- Sensor-Surface: (Fix Surface)
- Electronics: DAE4 Sn853; Calibrated: 2017/7/19
- Phantom: HAC Test Arch with AMCC; Type: SD HAC P01 BA;
- Measurement SW: DASY52, Version 52.10 (0);SEMCAD X Version 14.6.10 (7417)

E Scan - ER3D: 15 mm from Probe Center to the Device/Hearing Aid Compatibility Test (101x101x1): Interpolated grid: dx=0.5000 mm, dy=0.5000 mm
Device Reference Point: 0, 0, -6.3 mm
Reference Value = 32.06 V/m; Power Drift = -0.03 dB
Applied MIF = -1.44 dB
RF audio interference level = 30.58 dBV/m
Emission category: M3

MIF scaled E-field

Grid 1 **M4** **26.59 dBV/m**	Grid 2 **M3** **30.58 dBV/m**	Grid 3 **M3** **30.58 dBV/m**
Grid 4 **M4** **25.64 dBV/m**	Grid 5 **M4** **29.41 dBV/m**	Grid 6 **M4** **29.41 dBV/m**
Grid 7 **M4** **21.32 dBV/m**	Grid 8 **M4** **25.64 dBV/m**	Grid 9 **M4** **25.64 dBV/m**

Cursor:
Total = 30.58 dBV/m
E Category: M3
Location: -8.5, -20, 8.7 mm



0 dB = 33.80 V/m = 30.58 dBV/m

#38_HAC_E_LTE Band 41_20M_16QAM_1_0_Ch40620;UAT

Communication System: LTE-TDD (SC-FDMA, 1 RB, 20 MHz, 16-QAM); Frequency: 2593 MHz;Duty Cycle: 1:1.59
Medium: Air Medium parameters used: $\sigma = 0$ S/m, $\varepsilon_r = 1$; $\rho = 0$ kg/m^3
Ambient Temperature：23.4 ℃

DASY5 Configuration:
- Probe: ER3DV6 - SN2358; ConvF(1, 1, 1); Calibrated: 2018/1/19;
- Sensor-Surface: (Fix Surface)
- Electronics: DAE4 Sn853; Calibrated: 2017/7/19
- Phantom: HAC Test Arch with AMCC; Type: SD HAC P01 BA;
- Measurement SW: DASY52, Version 52.10 (0);SEMCAD X Version 14.6.10 (7417)

E Scan - ER3D: 15 mm from Probe Center to the Device/Hearing Aid Compatibility Test (101x101x1): Interpolated grid: dx=0.5000 mm, dy=0.5000 mm
Device Reference Point: 0, 0, -6.3 mm
Reference Value = 32.83 V/m; Power Drift = -0.06 dB
Applied MIF = -1.44 dB
RF audio interference level = 30.37 dBV/m
Emission category: M3

MIF scaled E-field

Grid 1 **M4** **26.18 dBV/m**	Grid 2 **M3** **30.37 dBV/m**	Grid 3 **M3** **30.37 dBV/m**
Grid 4 **M4** **25.56 dBV/m**	Grid 5 **M4** **29.46 dBV/m**	Grid 6 **M4** **29.45 dBV/m**
Grid 7 **M4** **21.15 dBV/m**	Grid 8 **M4** **25.73 dBV/m**	Grid 9 **M4** **25.75 dBV/m**

Cursor:
Total = 30.37 dBV/m
E Category: M3
Location: -8.5, -19, 8.7 mm



0 dB = 32.99 V/m = 30.37 dBV/m

#39_HAC_E_LTE Band 41_20M_16QAM_1_0_Ch41055;UAT

Communication System: LTE-TDD (SC-FDMA, 1 RB, 20 MHz, 16-QAM); Frequency: 2636.5 MHz;Duty Cycle: 1:1.59
Medium: Air Medium parameters used: $\sigma = 0$ S/m, $\varepsilon_r = 1$; $\rho = 0$ kg/m^3
Ambient Temperature：23.4 ℃

DASY5 Configuration:
- Probe: ER3DV6 - SN2358; ConvF(1, 1, 1); Calibrated: 2018/1/19;
- Sensor-Surface: (Fix Surface)
- Electronics: DAE4 Sn853; Calibrated: 2017/7/19
- Phantom: HAC Test Arch with AMCC; Type: SD HAC P01 BA;
- Measurement SW: DASY52, Version 52.10 (0);SEMCAD X Version 14.6.10 (7417)

E Scan - ER3D: 15 mm from Probe Center to the Device/Hearing Aid Compatibility Test (101x101x1): Interpolated grid: dx=0.5000 mm, dy=0.5000 mm
Device Reference Point: 0, 0, -6.3 mm
Reference Value = 36.39 V/m; Power Drift = -0.03 dB
Applied MIF = -1.44 dB
RF audio interference level = 30.82 dBV/m
Emission category: M3

MIF scaled E-field

Grid 1 **M4** **26.47 dBV/m**	Grid 2 **M3** **30.82 dBV/m**	Grid 3 **M3** **30.82 dBV/m**
Grid 4 **M4** **26.23 dBV/m**	Grid 5 **M3** **30.18 dBV/m**	Grid 6 **M3** **30.18 dBV/m**
Grid 7 **M4** **22 dBV/m**	Grid 8 **M4** **26.65 dBV/m**	Grid 9 **M4** **26.66 dBV/m**

Cursor:
Total = 30.82 dBV/m
E Category: M3
Location: -8.5, -17, 8.7 mm



0 dB = 34.75 V/m = 30.82 dBV/m

#40_HAC_E_LTE Band 41_20M_16QAM_1_0_Ch41490;UAT

Communication System: LTE-TDD (SC-FDMA, 1 RB, 20 MHz, 16-QAM); Frequency: 2680 MHz;Duty Cycle: 1:1.59
Medium: Air Medium parameters used: $\sigma = 0$ S/m, $\varepsilon_r = 1$; $\rho = 0$ kg/m^3
Ambient Temperature：23.4 ℃

DASY5 Configuration:
- Probe: ER3DV6 - SN2358; ConvF(1, 1, 1); Calibrated: 2018/1/19;
- Sensor-Surface: (Fix Surface)
- Electronics: DAE4 Sn853; Calibrated: 2017/7/19
- Phantom: HAC Test Arch with AMCC; Type: SD HAC P01 BA;
- Measurement SW: DASY52, Version 52.10 (0);SEMCAD X Version 14.6.10 (7417)

E Scan - ER3D: 15 mm from Probe Center to the Device/Hearing Aid Compatibility Test (101x101x1): Interpolated grid: dx=0.5000 mm, dy=0.5000 mm
Device Reference Point: 0, 0, -6.3 mm
Reference Value = 34.60 V/m; Power Drift = 0.00 dB
Applied MIF = -1.44 dB
RF audio interference level = 30.08 dBV/m
Emission category: M3

MIF scaled E-field

Grid 1 **M4** **25.86 dBV/m**	Grid 2 **M3** **30.08 dBV/m**	Grid 3 **M3** **30.08 dBV/m**
Grid 4 **M4** **25.72 dBV/m**	Grid 5 **M4** **29.59 dBV/m**	Grid 6 **M4** **29.58 dBV/m**
Grid 7 **M4** **21.51 dBV/m**	Grid 8 **M4** **26.04 dBV/m**	Grid 9 **M4** **26.05 dBV/m**

Cursor:
Total = 30.08 dBV/m
E Category: M3
Location: -8, -16, 8.7 mm



0 dB = 31.92 V/m = 30.08 dBV/m

#41_HAC_E_LTE Band 41_20M_QPSK_1_0_Ch39750;LAT

Communication System: LTE-TDD (SC-FDMA, 1 RB, 20 MHz, QPSK); Frequency: 2506 MHz;Duty Cycle: 1:1.59
Medium: Air Medium parameters used: $\sigma = 0$ S/m, $\varepsilon_r = 1$; $\rho = 0$ kg/m^3
Ambient Temperature：23.4 ℃

DASY5 Configuration:
- Probe: ER3DV6 - SN2358; ConvF(1, 1, 1); Calibrated: 2018/1/19;
- Sensor-Surface: (Fix Surface)
- Electronics: DAE4 Sn853; Calibrated: 2017/7/19
- Phantom: HAC Test Arch with AMCC; Type: SD HAC P01 BA;
- Measurement SW: DASY52, Version 52.10 (0);SEMCAD X Version 14.6.10 (7417)

E Scan - ER3D: 15 mm from Probe Center to the Device/Hearing Aid Compatibility Test (101x101x1): Interpolated grid: dx=0.5000 mm, dy=0.5000 mm
Device Reference Point: 0, 0, -6.3 mm
Reference Value = 8.827 V/m; Power Drift = -0.12 dB
Applied MIF = -1.62 dB
RF audio interference level = 22.86 dBV/m
Emission category: M4

MIF scaled E-field

Grid 1 **M4** **17.13 dBV/m**	Grid 2 **M4** **20.07 dBV/m**	Grid 3 **M4** **20.27 dBV/m**
Grid 4 **M4** **19.18 dBV/m**	Grid 5 **M4** **19.87 dBV/m**	Grid 6 **M4** **20.33 dBV/m**
Grid 7 **M4** **22.25 dBV/m**	Grid 8 **M4** **22.38 dBV/m**	Grid 9 **M4** **22.86 dBV/m**

Cursor:
Total = 22.86 dBV/m
E Category: M4
Location: -14.5, 25, 8.7 mm

0 dB = 13.91 V/m = 22.87 dBV/m

#42_HAC_E_LTE Band 41_20M_QPSK_1_0_Ch40185;LAT

Communication System: LTE-TDD (SC-FDMA, 1 RB, 20 MHz, QPSK); Frequency: 2549.5 MHz;Duty Cycle: 1:1.59
Medium: Air Medium parameters used: $\sigma = 0$ S/m, $\varepsilon_r = 1$; $\rho = 0$ kg/m^3
Ambient Temperature：23.4 ℃

DASY5 Configuration:
- Probe: ER3DV6 - SN2358; ConvF(1, 1, 1); Calibrated: 2018/1/19;
- Sensor-Surface: (Fix Surface)
- Electronics: DAE4 Sn853; Calibrated: 2017/7/19
- Phantom: HAC Test Arch with AMCC; Type: SD HAC P01 BA;
- Measurement SW: DASY52, Version 52.10 (0);SEMCAD X Version 14.6.10 (7417)

E Scan - ER3D: 15 mm from Probe Center to the Device/Hearing Aid Compatibility Test (101x101x1): Interpolated grid: dx=0.5000 mm, dy=0.5000 mm
Device Reference Point: 0, 0, -6.3 mm
Reference Value = 7.906 V/m; Power Drift = -0.05 dB
Applied MIF = -1.62 dB
RF audio interference level = 22.34 dBV/m
Emission category: M4

MIF scaled E-field

Grid 1 **M4** **16.6 dBV/m**	Grid 2 **M4** **17.71 dBV/m**	Grid 3 **M4** **17.8 dBV/m**
Grid 4 **M4** **18.33 dBV/m**	Grid 5 **M4** **20.07 dBV/m**	Grid 6 **M4** **20.56 dBV/m**
Grid 7 **M4** **21.52 dBV/m**	Grid 8 **M4** **22 dBV/m**	Grid 9 **M4** **22.34 dBV/m**

Cursor:
Total = 22.34 dBV/m
E Category: M4
Location: -13.5, 25, 8.7 mm



0 dB = 13.09 V/m = 22.34 dBV/m

#43_HAC_E_LTE Band 41_20M_QPSK_1_0_Ch40620;LAT

Communication System: LTE-TDD (SC-FDMA, 1 RB, 20 MHz, QPSK); Frequency: 2593 MHz;Duty Cycle: 1:1.59
Medium: Air Medium parameters used: $\sigma = 0$ S/m, $\varepsilon_r = 1$; $\rho = 0$ kg/m^3
Ambient Temperature：23.4 ℃

DASY5 Configuration:
- Probe: ER3DV6 - SN2358; ConvF(1, 1, 1); Calibrated: 2018/1/19;
- Sensor-Surface: (Fix Surface)
- Electronics: DAE4 Sn853; Calibrated: 2017/7/19
- Phantom: HAC Test Arch with AMCC; Type: SD HAC P01 BA;
- Measurement SW: DASY52, Version 52.10 (0);SEMCAD X Version 14.6.10 (7417)

E Scan - ER3D: 15 mm from Probe Center to the Device/Hearing Aid Compatibility Test (101x101x1): Interpolated grid: dx=0.5000 mm, dy=0.5000 mm
Device Reference Point: 0, 0, -6.3 mm
Reference Value = 8.011 V/m; Power Drift = -0.00 dB
Applied MIF = -1.62 dB
RF audio interference level = 21.66 dBV/m
Emission category: M4

MIF scaled E-field

Grid 1 **M4** **15.95 dBV/m**	Grid 2 **M4** **17.82 dBV/m**	Grid 3 **M4** **17.78 dBV/m**
Grid 4 **M4** **18.64 dBV/m**	Grid 5 **M4** **19.17 dBV/m**	Grid 6 **M4** **19.6 dBV/m**
Grid 7 **M4** **21.28 dBV/m**	Grid 8 **M4** **21.05 dBV/m**	Grid 9 **M4** **21.66 dBV/m**

Cursor:
Total = 21.66 dBV/m
E Category: M4
Location: -15, 25, 8.7 mm

0 dB = 12.11 V/m = 21.66 dBV/m

#44_HAC_E_LTE Band 41_20M_QPSK_1_0_Ch41055;LAT

Communication System: LTE-TDD (SC-FDMA, 1 RB, 20 MHz, QPSK); Frequency: 2636.5 MHz;Duty Cycle: 1:1.59
Medium: Air Medium parameters used: $\sigma = 0$ S/m, $\varepsilon_r = 1$; $\rho = 0$ kg/m^3
Ambient Temperature：23.4 ℃

DASY5 Configuration:
- Probe: ER3DV6 - SN2358; ConvF(1, 1, 1); Calibrated: 2018/1/19;
- Sensor-Surface: (Fix Surface)
- Electronics: DAE4 Sn853; Calibrated: 2017/7/19
- Phantom: HAC Test Arch with AMCC; Type: SD HAC P01 BA;
- Measurement SW: DASY52, Version 52.10 (0);SEMCAD X Version 14.6.10 (7417)

E Scan - ER3D: 15 mm from Probe Center to the Device/Hearing Aid Compatibility Test (101x101x1): Interpolated grid: dx=0.5000 mm, dy=0.5000 mm
Device Reference Point: 0, 0, -6.3 mm
Reference Value = 7.801 V/m; Power Drift = 0.02 dB
Applied MIF = -1.62 dB
RF audio interference level = 21.71 dBV/m
Emission category: M4

MIF scaled E-field

Grid 1 **M4** **16.83 dBV/m**	Grid 2 **M4** **16.64 dBV/m**	Grid 3 **M4** **16.62 dBV/m**
Grid 4 **M4** **19.53 dBV/m**	Grid 5 **M4** **18.78 dBV/m**	Grid 6 **M4** **19.26 dBV/m**
Grid 7 **M4** **21.71 dBV/m**	Grid 8 **M4** **20.5 dBV/m**	Grid 9 **M4** **21.09 dBV/m**

Cursor:
Total = 21.71 dBV/m
E Category: M4
Location: 25, 25, 8.7 mm

0 dB = 12.17 V/m = 21.71 dBV/m

#45_HAC_E_LTE Band 41_20M_QPSK_1_0_Ch41490;LAT

Communication System: LTE-TDD (SC-FDMA, 1 RB, 20 MHz, QPSK); Frequency: 2680 MHz;Duty Cycle: 1:1.59
Medium: Air Medium parameters used: $\sigma = 0$ S/m, $\varepsilon_r = 1$; $\rho = 0$ kg/m^3
Ambient Temperature：23.4 ℃

DASY5 Configuration:
- Probe: ER3DV6 - SN2358; ConvF(1, 1, 1); Calibrated: 2018/1/19;
- Sensor-Surface: (Fix Surface)
- Electronics: DAE4 Sn853; Calibrated: 2017/7/19
- Phantom: HAC Test Arch with AMCC; Type: SD HAC P01 BA;
- Measurement SW: DASY52, Version 52.10 (0);SEMCAD X Version 14.6.10 (7417)

E Scan - ER3D: 15 mm from Probe Center to the Device/Hearing Aid Compatibility Test (101x101x1): Interpolated grid: dx=0.5000 mm, dy=0.5000 mm
Device Reference Point: 0, 0, -6.3 mm
Reference Value = 7.283 V/m; Power Drift = -0.04 dB
Applied MIF = -1.62 dB
RF audio interference level = 19.96 dBV/m
Emission category: M4

MIF scaled E-field

Grid 1 **M4** **15.82 dBV/m**	Grid 2 **M4** **14.67 dBV/m**	Grid 3 **M4** **15.62 dBV/m**
Grid 4 **M4** **17.88 dBV/m**	Grid 5 **M4** **17.61 dBV/m**	Grid 6 **M4** **18.14 dBV/m**
Grid 7 **M4** **19.96 dBV/m**	Grid 8 **M4** **18.77 dBV/m**	Grid 9 **M4** **19.4 dBV/m**

Cursor:
Total = 19.96 dBV/m
E Category: M4
Location: 25, 25, 8.7 mm

0 dB = 9.955 V/m = 19.96 dBV/m

#46_HAC_E_LTE Band 41_20M_16QAM_1_0_Ch39750;UAT

Communication System: LTE-TDD (SC-FDMA, 1 RB, 20 MHz, 16-QAM); Frequency: 2506 MHz;Duty Cycle: 1:1.59
Medium: Air Medium parameters used: $\sigma = 0$ S/m, $\varepsilon_r = 1$; $\rho = 0$ kg/m^3
Ambient Temperature：23.4 ℃

DASY5 Configuration:
- Probe: ER3DV6 - SN2358; ConvF(1, 1, 1); Calibrated: 2018/1/19;
- Sensor-Surface: (Fix Surface)
- Electronics: DAE4 Sn853; Calibrated: 2017/7/19
- Phantom: HAC Test Arch with AMCC; Type: SD HAC P01 BA;
- Measurement SW: DASY52, Version 52.10 (0);SEMCAD X Version 14.6.10 (7417)

E Scan - ER3D: 15 mm from Probe Center to the Device/Hearing Aid Compatibility Test (101x101x1): Interpolated grid: dx=0.5000 mm, dy=0.5000 mm
Device Reference Point: 0, 0, -6.3 mm
Reference Value = 28.76 V/m; Power Drift = -0.01 dB
Applied MIF = -1.44 dB
RF audio interference level = 28.74 dBV/m
Emission category: M4

MIF scaled E-field

Grid 1 **M4** **25.26 dBV/m**	Grid 2 **M4** **28.74 dBV/m**	Grid 3 **M4** **28.74 dBV/m**
Grid 4 **M4** **24.25 dBV/m**	Grid 5 **M4** **27.85 dBV/m**	Grid 6 **M4** **27.85 dBV/m**
Grid 7 **M4** **21.06 dBV/m**	Grid 8 **M4** **24.9 dBV/m**	Grid 9 **M4** **24.9 dBV/m**

Cursor:
Total = 28.74 dBV/m
E Category: M4
Location: -8.5, -20.5, 8.7 mm

0 dB = 27.35 V/m = 28.74 dBV/m

#47_HAC_E_LTE Band 41_20M_16QAM_1_0_Ch40185;UAT

Communication System: LTE-TDD (SC-FDMA, 1 RB, 20 MHz, 16-QAM); Frequency: 2549.5 MHz;Duty Cycle: 1:1.59
Medium: Air Medium parameters used: $\sigma = 0$ S/m, $\varepsilon_r = 1$; $\rho = 0$ kg/m^3
Ambient Temperature：23.4 ℃

DASY5 Configuration:
- Probe: ER3DV6 - SN2358; ConvF(1, 1, 1); Calibrated: 2018/1/19;
- Sensor-Surface: (Fix Surface)
- Electronics: DAE4 Sn853; Calibrated: 2017/7/19
- Phantom: HAC Test Arch with AMCC; Type: SD HAC P01 BA;
- Measurement SW: DASY52, Version 52.10 (0);SEMCAD X Version 14.6.10 (7417)

E Scan - ER3D: 15 mm from Probe Center to the Device/Hearing Aid Compatibility Test (101x101x1): Interpolated grid: dx=0.5000 mm, dy=0.5000 mm
Device Reference Point: 0, 0, -6.3 mm
Reference Value = 27.87 V/m; Power Drift = -0.07 dB
Applied MIF = -1.44 dB
RF audio interference level = 29.38 dBV/m
Emission category: M4

MIF scaled E-field

Grid 1 **M4** **25.31 dBV/m**	Grid 2 **M4** **29.37 dBV/m**	Grid 3 **M4** **29.38 dBV/m**
Grid 4 **M4** **24.19 dBV/m**	Grid 5 **M4** **28.16 dBV/m**	Grid 6 **M4** **28.16 dBV/m**
Grid 7 **M4** **20.51 dBV/m**	Grid 8 **M4** **24.77 dBV/m**	Grid 9 **M4** **24.78 dBV/m**

Cursor:
Total = 29.38 dBV/m
E Category: M4
Location: -9, -21, 8.7 mm



0 dB = 29.43 V/m = 29.38 dBV/m

#48_HAC_E_LTE Band 41_20M_16QAM_1_0_Ch40620;UAT

Communication System: LTE-TDD (SC-FDMA, 1 RB, 20 MHz, 16-QAM); Frequency: 2593 MHz;Duty Cycle: 1:1.59
Medium: Air Medium parameters used: $\sigma = 0$ S/m, $\varepsilon_r = 1$; $\rho = 0$ kg/m^3
Ambient Temperature：23.4 ℃

DASY5 Configuration:
- Probe: ER3DV6 - SN2358; ConvF(1, 1, 1); Calibrated: 2018/1/19;
- Sensor-Surface: (Fix Surface)
- Electronics: DAE4 Sn853; Calibrated: 2017/7/19
- Phantom: HAC Test Arch with AMCC; Type: SD HAC P01 BA;
- Measurement SW: DASY52, Version 52.10 (0);SEMCAD X Version 14.6.10 (7417)

E Scan - ER3D: 15 mm from Probe Center to the Device/Hearing Aid Compatibility Test (101x101x1): Interpolated grid: dx=0.5000 mm, dy=0.5000 mm
Device Reference Point: 0, 0, -6.3 mm
Reference Value = 30.35 V/m; Power Drift = -0.03 dB
Applied MIF = -1.44 dB
RF audio interference level = 29.48 dBV/m
Emission category: M4

MIF scaled E-field

Grid 1 **M4** **25.17 dBV/m**	Grid 2 **M4** **29.47 dBV/m**	Grid 3 **M4** **29.48 dBV/m**
Grid 4 **M4** **24.77 dBV/m**	Grid 5 **M4** **28.7 dBV/m**	Grid 6 **M4** **28.7 dBV/m**
Grid 7 **M4** **20.95 dBV/m**	Grid 8 **M4** **25.39 dBV/m**	Grid 9 **M4** **25.41 dBV/m**

Cursor:
Total = 29.48 dBV/m
E Category: M4
Location: -9, -18.5, 8.7 mm



0 dB = 29.77 V/m = 29.48 dBV/m

#49_HAC_E_LTE Band 41_20M_16QAM_1_0_Ch41055;UAT

Communication System: LTE-TDD (SC-FDMA, 1 RB, 20 MHz, 16-QAM); Frequency: 2636.5 MHz;Duty Cycle: 1:1.59
Medium: Air Medium parameters used: $\sigma = 0$ S/m, $\varepsilon_r = 1$; $\rho = 0$ kg/m^3
Ambient Temperature：23.4 ℃

DASY5 Configuration:
- Probe: ER3DV6 - SN2358; ConvF(1, 1, 1); Calibrated: 2018/1/19;
- Sensor-Surface: (Fix Surface)
- Electronics: DAE4 Sn853; Calibrated: 2017/7/19
- Phantom: HAC Test Arch with AMCC; Type: SD HAC P01 BA;
- Measurement SW: DASY52, Version 52.10 (0);SEMCAD X Version 14.6.10 (7417)

E Scan - ER3D: 15 mm from Probe Center to the Device/Hearing Aid Compatibility Test (101x101x1): Interpolated grid: dx=0.5000 mm, dy=0.5000 mm
Device Reference Point: 0, 0, -6.3 mm
Reference Value = 32.07 V/m; Power Drift = -0.06 dB
Applied MIF = -1.44 dB
RF audio interference level = 29.56 dBV/m
Emission category: M4

MIF scaled E-field

Grid 1 **M4** **25.01 dBV/m**	Grid 2 **M4** **29.56 dBV/m**	Grid 3 **M4** **29.56 dBV/m**
Grid 4 **M4** **24.87 dBV/m**	Grid 5 **M4** **29 dBV/m**	Grid 6 **M4** **29 dBV/m**
Grid 7 **M4** **21.39 dBV/m**	Grid 8 **M4** **25.98 dBV/m**	Grid 9 **M4** **25.99 dBV/m**

Cursor:
Total = 29.56 dBV/m
E Category: M4
Location: -9, -16.5, 8.7 mm



0 dB = 30.05 V/m = 29.56 dBV/m

#50_HAC_E_LTE Band 41_20M_16QAM_1_0_Ch41490;UAT

Communication System: LTE-TDD (SC-FDMA, 1 RB, 20 MHz, 16-QAM); Frequency: 2680 MHz;Duty Cycle: 1:1.59
Medium: Air Medium parameters used: $\sigma = 0$ S/m, $\varepsilon_r = 1$; $\rho = 0$ kg/m^3
Ambient Temperature：23.4 ℃

DASY5 Configuration:
- Probe: ER3DV6 - SN2358; ConvF(1, 1, 1); Calibrated: 2018/1/19;
- Sensor-Surface: (Fix Surface)
- Electronics: DAE4 Sn853; Calibrated: 2017/7/19
- Phantom: HAC Test Arch with AMCC; Type: SD HAC P01 BA;
- Measurement SW: DASY52, Version 52.10 (0);SEMCAD X Version 14.6.10 (7417)

E Scan - ER3D: 15 mm from Probe Center to the Device/Hearing Aid Compatibility Test (101x101x1): Interpolated grid: dx=0.5000 mm, dy=0.5000 mm
Device Reference Point: 0, 0, -6.3 mm
Reference Value = 31.22 V/m; Power Drift = -0.09 dB
Applied MIF = -1.44 dB
RF audio interference level = 29.05 dBV/m
Emission category: M4

MIF scaled E-field

Grid 1 **M4** **24.67 dBV/m**	Grid 2 **M4** **29.05 dBV/m**	Grid 3 **M4** **29.05 dBV/m**
Grid 4 **M4** **24.57 dBV/m**	Grid 5 **M4** **28.62 dBV/m**	Grid 6 **M4** **28.61 dBV/m**
Grid 7 **M4** **21.01 dBV/m**	Grid 8 **M4** **25.61 dBV/m**	Grid 9 **M4** **25.63 dBV/m**

Cursor:
Total = 29.05 dBV/m
E Category: M4
Location: -8.5, -15.5, 8.7 mm



0 dB = 28.33 V/m = 29.04 dBV/m

#51_HAC_E_WLAN2.4GHz_802.11g 6Mbps_Ch1_Ant 5

Communication System: IEEE 802.11g WiFi 2.4 GHz (DSSS/OFDM, 54 Mbps); Frequency: 2412 MHz;Duty Cycle: 1:1.024
Medium: Air Medium parameters used: $\sigma = 0$ S/m, $\varepsilon_r = 1$; $\rho = 0$ kg/m^3
Ambient Temperature：23.4 ℃

DASY5 Configuration:
- Probe: EF3DV3 - SN4047; ConvF(1, 1, 1); Calibrated: 2018/1/8;
- Sensor-Surface: (Fix Surface)
- Electronics: DAE4 Sn853; Calibrated: 2017/7/19
- Phantom: HAC Test Arch with AMCC; Type: SD HAC P01 BA;
- Measurement SW: DASY52, Version 52.10 (0);SEMCAD X Version 14.6.10 (7417)

E Scan - ER3D: 15 mm from Probe Center to the Device/Hearing Aid Compatibility Test (101x101x1): Interpolated grid: dx=0.5000 mm, dy=0.5000 mm
Device Reference Point: 0, 0, -6.3 mm
Reference Value = 27.00 V/m; Power Drift = 0.01 dB
Applied MIF = 0.12 dB
RF audio interference level = 34.68 dBV/m
Emission category: M3

MIF scaled E-field

Grid 1 **M4** **25.47 dBV/m**	Grid 2 **M4** **25.01 dBV/m**	Grid 3 **M4** **25.01 dBV/m**
Grid 4 **M3** **30.45 dBV/m**	Grid 5 **M4** **29.37 dBV/m**	Grid 6 **M4** **26.63 dBV/m**
Grid 7 **M3** **34.68 dBV/m**	Grid 8 **M3** **32.7 dBV/m**	Grid 9 **M4** **26.87 dBV/m**

Cursor:
Total = 34.68 dBV/m
E Category: M3
Location: 21, 25, 7.7 mm

0 dB = 54.18 V/m = 34.68 dBV/m

#52_HAC_E_WLAN2.4GHz_802.11g 6Mbps_Ch6_Ant 5

Communication System: IEEE 802.11g WiFi 2.4 GHz (DSSS/OFDM, 54 Mbps); Frequency: 2437 MHz;Duty Cycle: 1:1.024
Medium: Air Medium parameters used: $\sigma = 0$ S/m, $\varepsilon_r = 1$; $\rho = 0$ kg/m^3
Ambient Temperature：23.4 ℃

DASY5 Configuration:
- Probe: EF3DV3 - SN4047; ConvF(1, 1, 1); Calibrated: 2018/1/8;
- Sensor-Surface: (Fix Surface)
- Electronics: DAE4 Sn853; Calibrated: 2017/7/19
- Phantom: HAC Test Arch with AMCC; Type: SD HAC P01 BA;
- Measurement SW: DASY52, Version 52.10 (0);SEMCAD X Version 14.6.10 (7417)

E Scan - ER3D: 15 mm from Probe Center to the Device/Hearing Aid Compatibility Test (101x101x1): Interpolated grid: dx=0.5000 mm, dy=0.5000 mm
Device Reference Point: 0, 0, -6.3 mm
Reference Value = 27.07 V/m; Power Drift = -0.13 dB
Applied MIF = 0.12 dB
RF audio interference level = 34.75 dBV/m
Emission category: M3

MIF scaled E-field

Grid 1 **M4** **26.36 dBV/m**	Grid 2 **M4** **25.52 dBV/m**	Grid 3 **M4** **24.57 dBV/m**
Grid 4 **M3** **31.01 dBV/m**	Grid 5 **M4** **29.86 dBV/m**	Grid 6 **M4** **26.37 dBV/m**
Grid 7 **M2** **34.75 dBV/m**	Grid 8 **M3** **32.9 dBV/m**	Grid 9 **M4** **27.02 dBV/m**

Cursor:
Total = 34.75 dBV/m
E Category: M3
Location: 21.5, 25, 7.7 mm

0 dB = 54.62 V/m = 34.75 dBV/m

#53_HAC_E_WLAN2.4GHz_802.11g 6Mbps_Ch11_Ant 5

Communication System: IEEE 802.11g WiFi 2.4 GHz (DSSS/OFDM, 54 Mbps); Frequency: 2462 MHz;Duty Cycle: 1:1.024
Medium: Air Medium parameters used: $\sigma = 0$ S/m, $\varepsilon_r = 1$; $\rho = 0$ kg/m^3
Ambient Temperature：23.4 ℃

DASY5 Configuration:
- Probe: EF3DV3 - SN4047; ConvF(1, 1, 1); Calibrated: 2018/1/8;
- Sensor-Surface: (Fix Surface)
- Electronics: DAE4 Sn853; Calibrated: 2017/7/19
- Phantom: HAC Test Arch with AMCC; Type: SD HAC P01 BA;
- Measurement SW: DASY52, Version 52.10 (0);SEMCAD X Version 14.6.10 (7417)

E Scan - ER3D: 15 mm from Probe Center to the Device/Hearing Aid Compatibility Test (101x101x1): Interpolated grid: dx=0.5000 mm, dy=0.5000 mm
Device Reference Point: 0, 0, -6.3 mm
Reference Value = 25.73 V/m; Power Drift = 0.11 dB
Applied MIF = 0.12 dB
RF audio interference level = 34.67 dBV/m
Emission category: M3

MIF scaled E-field

Grid 1 **M4** **26.15 dBV/m**	Grid 2 **M4** **24.97 dBV/m**	Grid 3 **M4** **24.64 dBV/m**
Grid 4 **M3** **30.79 dBV/m**	Grid 5 **M4** **29.34 dBV/m**	Grid 6 **M4** **26 dBV/m**
Grid 7 **M3** **34.67 dBV/m**	Grid 8 **M3** **32.5 dBV/m**	Grid 9 **M4** **26.21 dBV/m**

Cursor:
Total = 34.67 dBV/m
E Category: M3
Location: 21.5, 25, 7.7 mm

0 dB = 54.12 V/m = 34.67 dBV/m