#48_GSM850_GPRS (4 Tx slots)_Back_10mm_Ch189

Communication System: GSM850; Frequency: 836.4 MHz;Duty Cycle: 1:2.08
Medium: HSL_850_190422 Medium parameters used: f = 836.4 MHz; σ = 0.916 S/m; ε_r = 42.728; ρ = 1000 kg/m^3
Ambient Temperature：23.5 ℃; Liquid Temperature：22.5 ℃

DASY5 Configuration:
- Probe: EX3DV4 - SN3976; ConvF(10.19, 10.19, 10.19) @ 836.4 MHz; Calibrated: 2019/1/29
- Sensor-Surface: 1.4mm (Mechanical Surface Detection)
- Electronics: DAE4 Sn1424; Calibrated: 2019/1/24
- Phantom: SAM_Left; Type: QD000P40CD; Serial: TP:1682
- Measurement SW: DASY52, Version 52.10 (2);SEMCAD X Version 14.6.12 (7450)

Area Scan (71x121x1): Interpolated grid: dx=1.500 mm, dy=1.500 mm
Maximum value of SAR (interpolated) = 0.957 W/kg

Zoom Scan (5x5x7)/Cube 0: Measurement grid: dx=8mm, dy=8mm, dz=5mm
Reference Value = 28.39 V/m; Power Drift = -0.00 dB
Peak SAR (extrapolated) = 1.53 W/kg
SAR(1 g) = 0.730 W/kg; SAR(10 g) = 0.391 W/kg
Maximum value of SAR (measured) = 1.05 W/kg

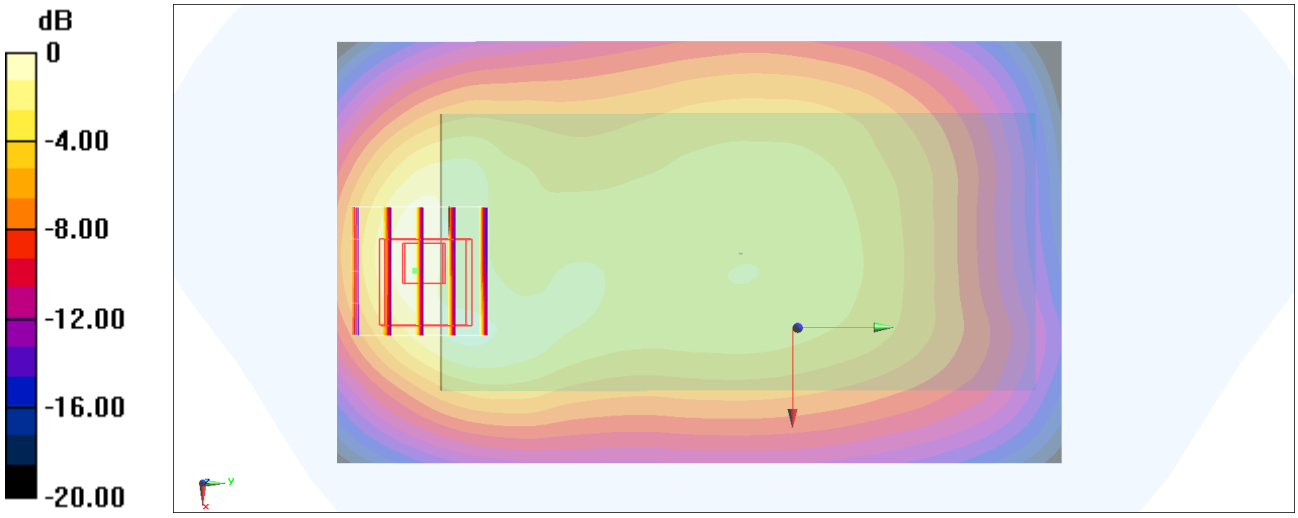

0 dB = 1.05 W/kg = 0.21 dBW/kg

#49_GSM1900_GPRS (4 Tx slots)_Back_10mm_Ch661

Communication System: PCS; Frequency: 1880 MHz;Duty Cycle: 1:2.08
Medium: HSL_1900_190614 Medium parameters used: f = 1880 MHz; σ = 1.433 S/m; ε_r = 40.185; ρ = 1000 kg/m^3
Ambient Temperature：23.6 ℃; Liquid Temperature：22.6 ℃

DASY5 Configuration:
- Probe: EX3DV4 - SN3925; ConvF(8.46, 8.46, 8.46) @ 1880 MHz; Calibrated: 2019/5/24
- Sensor-Surface: 1.4mm (Mechanical Surface Detection)
- Electronics: DAE4 Sn778; Calibrated: 2019/5/21
- Phantom: SAM-Middle; Type: SAM; Serial: 1796
- Measurement SW: DASY52, Version 52.10 (2);SEMCAD X Version 14.6.12 (7470)

Area Scan (71x61x1): Interpolated grid: dx=1.500 mm, dy=1.500 mm
Maximum value of SAR (interpolated) = 1.02 W/kg

Zoom Scan (5x5x7)/Cube 0: Measurement grid: dx=8mm, dy=8mm, dz=5mm
Reference Value = 15.27 V/m; Power Drift = -0.13 dB
Peak SAR (extrapolated) = 1.33 W/kg
SAR(1 g) = 0.688 W/kg; SAR(10 g) = 0.368 W/kg
Maximum value of SAR (measured) = 1.09 W/kg

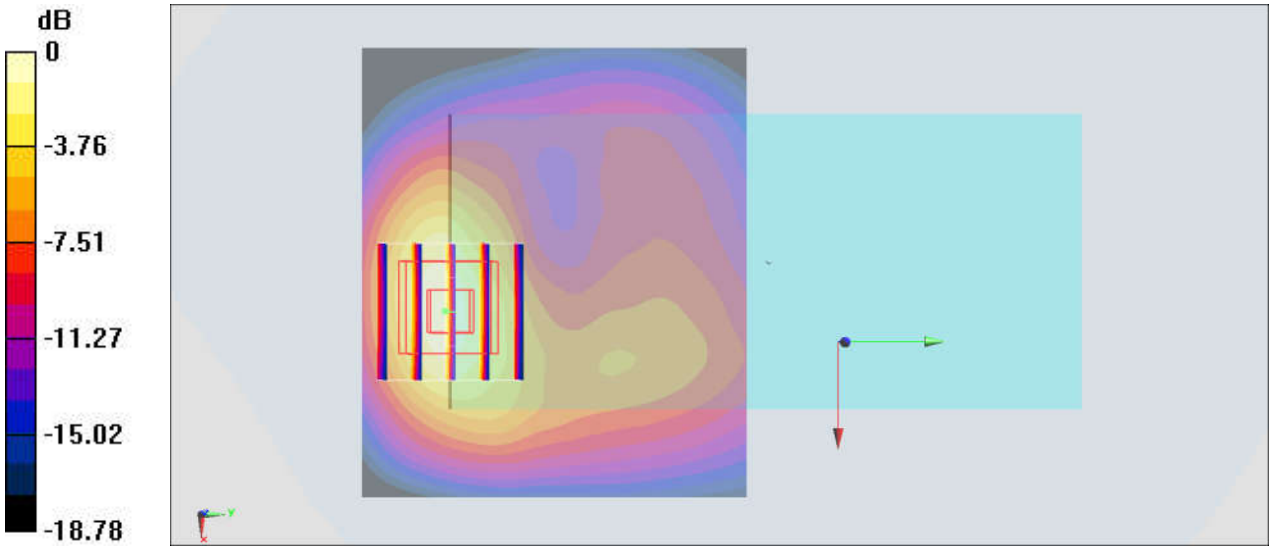

0 dB = 1.09 W/kg = 0.37 dBW/kg

Test Laboratory: Sporton International Inc. SAR/HAC Testing Lab Date: 2019/6/2

#50_WCDMA II_RMC 12.2Kbps_Back_10mm_Ch9262

Communication System: WCDMA; Frequency: 1852.4 MHz;Duty Cycle: 1:1
Medium: HSL_1900_190602 Medium parameters used : f = 1852.4 MHz; σ = 1.363 S/m; ε_r = 40.861; ρ = 1000 kg/m^3
Ambient Temperature：23.3 ℃; Liquid Temperature：22.3 ℃

DASY5 Configuration:
- Probe: ES3DV3 - SN3124; ConvF(4.95, 4.95, 4.95) @ 1852.4 MHz; Calibrated: 2019/1/15
- Sensor-Surface: 3mm (Mechanical Surface Detection)
- Electronics: DAE4 Sn316; Calibrated: 2019/1/3
- Phantom: SAM-Middle; Type: SAM; Serial: 1796
- Measurement SW: DASY52, Version 52.10 (2);SEMCAD X Version 14.6.12 (7450)

Area Scan (61x81x1): Interpolated grid: dx=1.500 mm, dy=1.500 mm
Maximum value of SAR (interpolated) = 1.27 W/kg

Zoom Scan (5x5x7)/Cube 0: Measurement grid: dx=8mm, dy=8mm, dz=5mm
Reference Value = 17.71 V/m; Power Drift = 0.02 dB
Peak SAR (extrapolated) = 1.74 W/kg
SAR(1 g) = 0.98 W/kg; SAR(10 g) = 0.549 W/kg
Maximum value of SAR (measured) = 1.25 W/kg

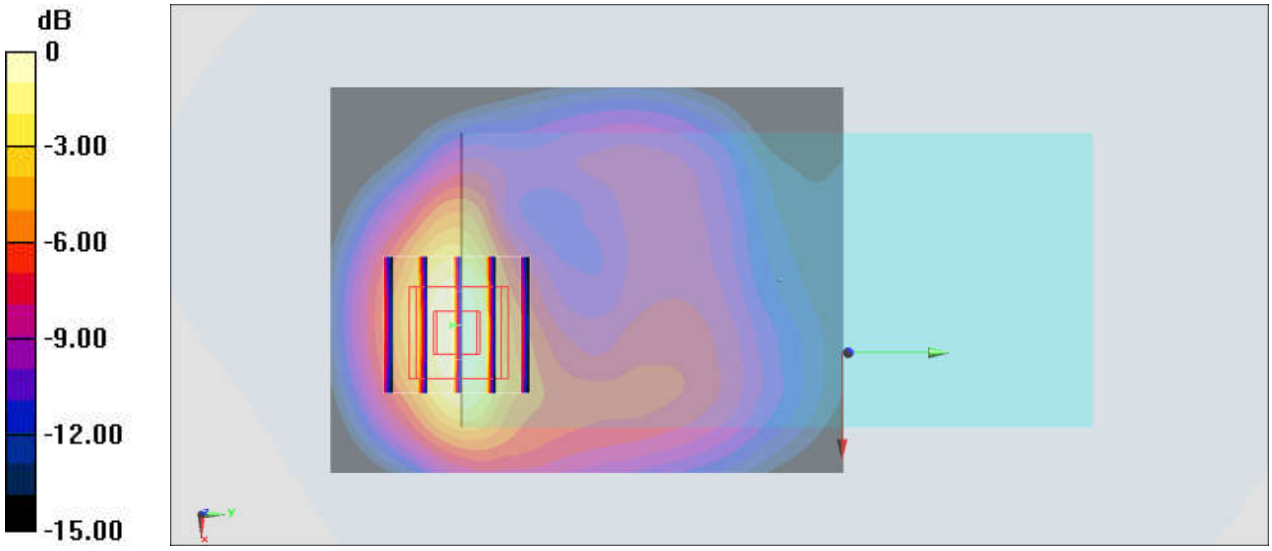

0 dB = 1.25 W/kg = 0.97 dBW/kg

Test Laboratory: Sporton International Inc. SAR/HAC Testing Lab Date: 2019/6/14

#51_WCDMA IV_RMC 12.2Kbps_Back_10mm_Ch1513

Communication System: WCDMA; Frequency: 1752.6 MHz;Duty Cycle: 1:1
Medium: HSL_1750_190614 Medium parameters used: f = 1753 MHz; σ = 1.369 S/m; ε_r = 39.404; ρ = 1000 kg/m^3
Ambient Temperature：23.6 ℃; Liquid Temperature：22.6 ℃

DASY5 Configuration:
- Probe: EX3DV4 - SN3925; ConvF(8.84, 8.84, 8.84) @ 1752.6 MHz; Calibrated: 2019/5/24
- Sensor-Surface: 1.4mm (Mechanical Surface Detection)
- Electronics: DAE4 Sn778; Calibrated: 2019/5/21
- Phantom: SAM-Middle; Type: SAM; Serial: 1796
- Measurement SW: DASY52, Version 52.10 (2);SEMCAD X Version 14.6.12 (7470)

Area Scan (71x61x1): Interpolated grid: dx=1.500 mm, dy=1.500 mm
Maximum value of SAR (interpolated) = 1.40 W/kg

Zoom Scan (5x5x7)/Cube 0: Measurement grid: dx=8mm, dy=8mm, dz=5mm
Reference Value = 16.33 V/m; Power Drift = 0.12 dB
Peak SAR (extrapolated) = 1.82 W/kg
SAR(1 g) = 0.989 W/kg; SAR(10 g) = 0.529 W/kg
Maximum value of SAR (measured) = 1.50 W/kg

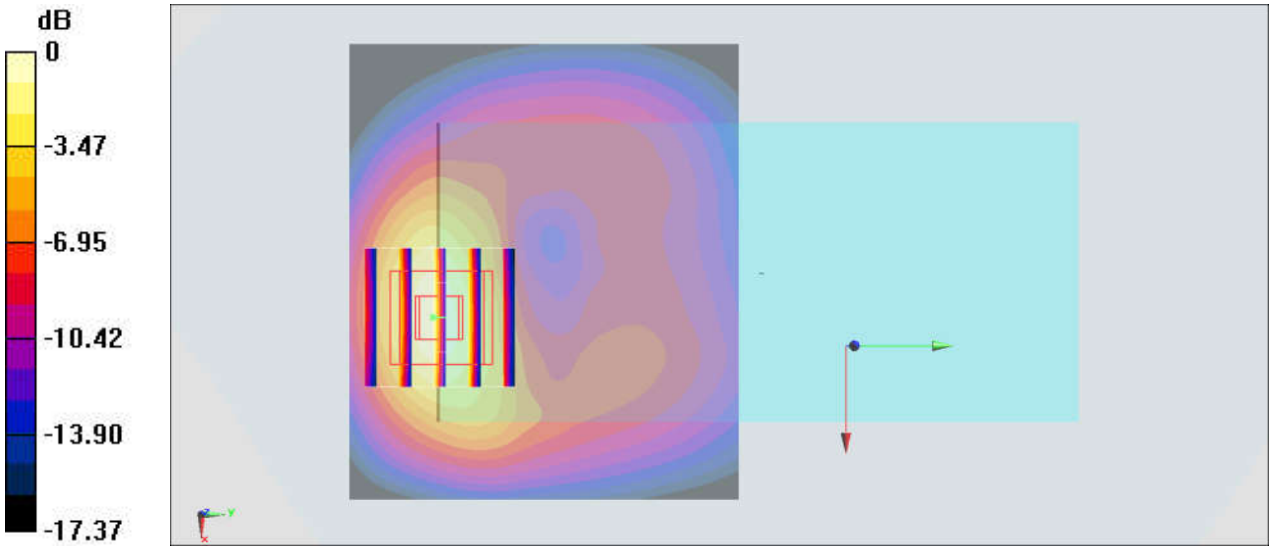

0 dB = 1.50 W/kg = 1.76 dBW/kg

#52_WCDMA V_RMC 12.2Kbps_Back_10mm_Ch4182

Communication System: WCDMA; Frequency: 836.4 MHz;Duty Cycle: 1:1
Medium: HSL_850_190422 Medium parameters used: f = 836.4 MHz; σ = 0.916 S/m; ε_r = 42.728; ρ = 1000 kg/m^3
Ambient Temperature：23.5 ℃; Liquid Temperature：22.5 ℃

DASY5 Configuration:
- Probe: EX3DV4 - SN3976; ConvF(10.19, 10.19, 10.19) @ 836.4 MHz; Calibrated: 2019/1/29
- Sensor-Surface: 1.4mm (Mechanical Surface Detection)
- Electronics: DAE4 Sn1424; Calibrated: 2019/1/24
- Phantom: SAM_Left; Type: QD000P40CD; Serial: TP:1682
- Measurement SW: DASY52, Version 52.10 (2);SEMCAD X Version 14.6.12 (7450)

Area Scan (71x121x1): Interpolated grid: dx=1.500 mm, dy=1.500 mm
Maximum value of SAR (interpolated) = 0.907 W/kg

Zoom Scan (6x6x7)/Cube 0: Measurement grid: dx=8mm, dy=8mm, dz=5mm
Reference Value = 34.10 V/m; Power Drift = -0.05 dB
Peak SAR (extrapolated) = 1.26 W/kg
SAR(1 g) = 0.649 W/kg; SAR(10 g) = 0.362 W/kg
Maximum value of SAR (measured) = 1.02 W/kg

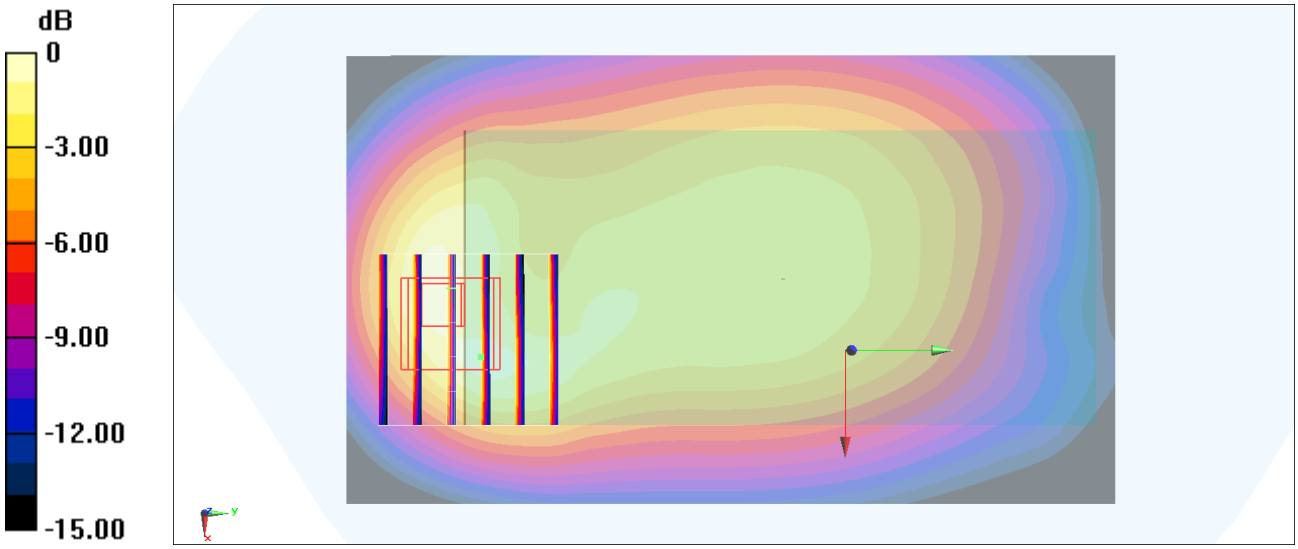

0 dB = 1.02 W/kg = 0.09 dBW/kg

#53_CDMA BC0_1xRTT RC3 SO32_Back_10mm_Ch384

Communication System: CDMA; Frequency: 836.52 MHz;Duty Cycle: 1:1
Medium: HSL_850_190423 Medium parameters used: f = 837 MHz; σ = 0.91 S/m; ε_r = 42.517; ρ = 1000 kg/m^3
Ambient Temperature：23.6 ℃; Liquid Temperature：22.6 ℃

DASY5 Configuration:
- Probe: EX3DV4 - SN3976; ConvF(10.19, 10.19, 10.19) @ 836.52 MHz; Calibrated: 2019/1/29
- Sensor-Surface: 1.4mm (Mechanical Surface Detection)
- Electronics: DAE4 Sn1424; Calibrated: 2019/1/24
- Phantom: SAM_Left; Type: QD000P40CD; Serial: TP:1682
- Measurement SW: DASY52, Version 52.10 (2);SEMCAD X Version 14.6.12 (7450)

Area Scan (71x121x1): Interpolated grid: dx=1.500 mm, dy=1.500 mm
Maximum value of SAR (interpolated) = 0.913 W/kg

Zoom Scan (5x5x7)/Cube 0: Measurement grid: dx=8mm, dy=8mm, dz=5mm
Reference Value = 34.16 V/m; Power Drift = -0.03 dB
Peak SAR (extrapolated) = 1.28 W/kg
SAR(1 g) = 0.659 W/kg; SAR(10 g) = 0.367 W/kg
Maximum value of SAR (measured) = 1.04 W/kg

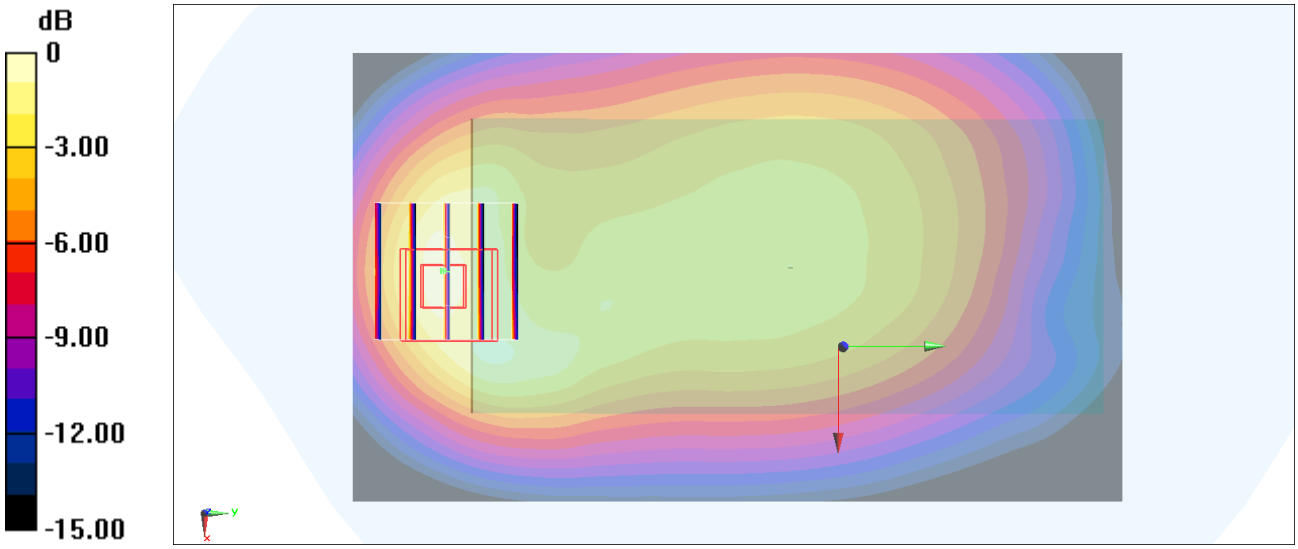

0 dB = 1.04 W/kg = 0.17 dBW/kg

Test Laboratory: Sporton International Inc. SAR/HAC Testing Lab Date: 2019/6/2

#54_CDMA BC1_1xRTT RC3 SO32_Back_10mm_Ch600

Communication System: CDMA; Frequency: 1880 MHz;Duty Cycle: 1:1
Medium: HSL_1900_190602 Medium parameters used: f = 1880 MHz; σ = 1.387 S/m; ε_r = 40.768; ρ = 1000 kg/m^3
Ambient Temperature：23.3 ℃; Liquid Temperature：22.3 ℃

DASY5 Configuration:
- Probe: ES3DV3 - SN3124; ConvF(4.95, 4.95, 4.95) @ 1880 MHz; Calibrated: 2019/1/15
- Sensor-Surface: 3mm (Mechanical Surface Detection)
- Electronics: DAE4 Sn316; Calibrated: 2019/1/3
- Phantom: SAM-Middle; Type: SAM; Serial: 1796
- Measurement SW: DASY52, Version 52.10 (2);SEMCAD X Version 14.6.12 (7450)

Area Scan (61x71x1): Interpolated grid: dx=1.500 mm, dy=1.500 mm
Maximum value of SAR (interpolated) = 1.03 W/kg

Zoom Scan (5x5x7)/Cube 0: Measurement grid: dx=8mm, dy=8mm, dz=5mm
Reference Value = 19.57 V/m; Power Drift = -0.08 dB
Peak SAR (extrapolated) = 1.65 W/kg
SAR(1 g) = 0.899 W/kg; SAR(10 g) = 0.459 W/kg
Maximum value of SAR (measured) = 1.12 W/kg

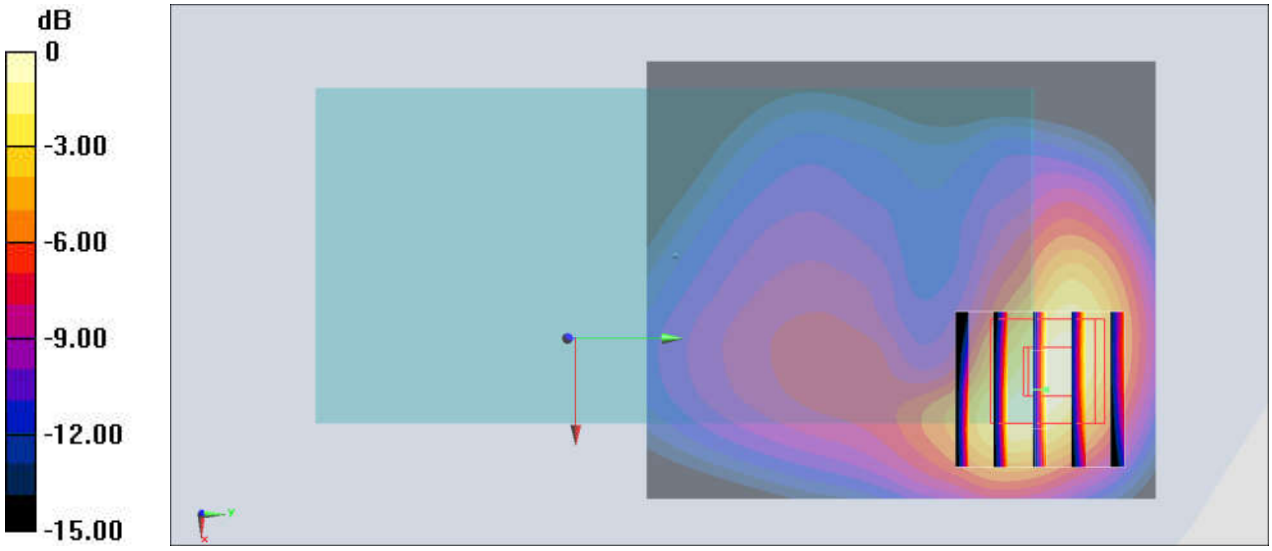

0 dB = 1.12 W/kg = 0.49 dBW/kg

#55_CDMA BC0_1xRTT RC3 SO32_Back_10mm_Ch580

Communication System: CDMA; Frequency: 820.5 MHz;Duty Cycle: 1:1
Medium: HSL_850_190423 Medium parameters used: f = 820.5 MHz; σ = 0.9 S/m; ε_r = 42.763; ρ = 1000 kg/m^3
Ambient Temperature：23.6 ℃; Liquid Temperature：22.6 ℃

DASY5 Configuration:
- Probe: EX3DV4 - SN3976; ConvF(10.19, 10.19, 10.19) @ 820.5 MHz; Calibrated: 2019/1/29
- Sensor-Surface: 1.4mm (Mechanical Surface Detection)
- Electronics: DAE4 Sn1424; Calibrated: 2019/1/24
- Phantom: SAM_Left; Type: QD000P40CD; Serial: TP:1682
- Measurement SW: DASY52, Version 52.10 (2);SEMCAD X Version 14.6.12 (7450)

Area Scan (71x121x1): Interpolated grid: dx=1.500 mm, dy=1.500 mm
Maximum value of SAR (interpolated) = 0.833 W/kg

Zoom Scan (5x5x7)/Cube 0: Measurement grid: dx=8mm, dy=8mm, dz=5mm
Reference Value = 32.85 V/m; Power Drift = -0.09 dB
Peak SAR (extrapolated) = 1.16 W/kg
SAR(1 g) = 0.601 W/kg; SAR(10 g) = 0.336 W/kg
Maximum value of SAR (measured) = 0.939 W/kg

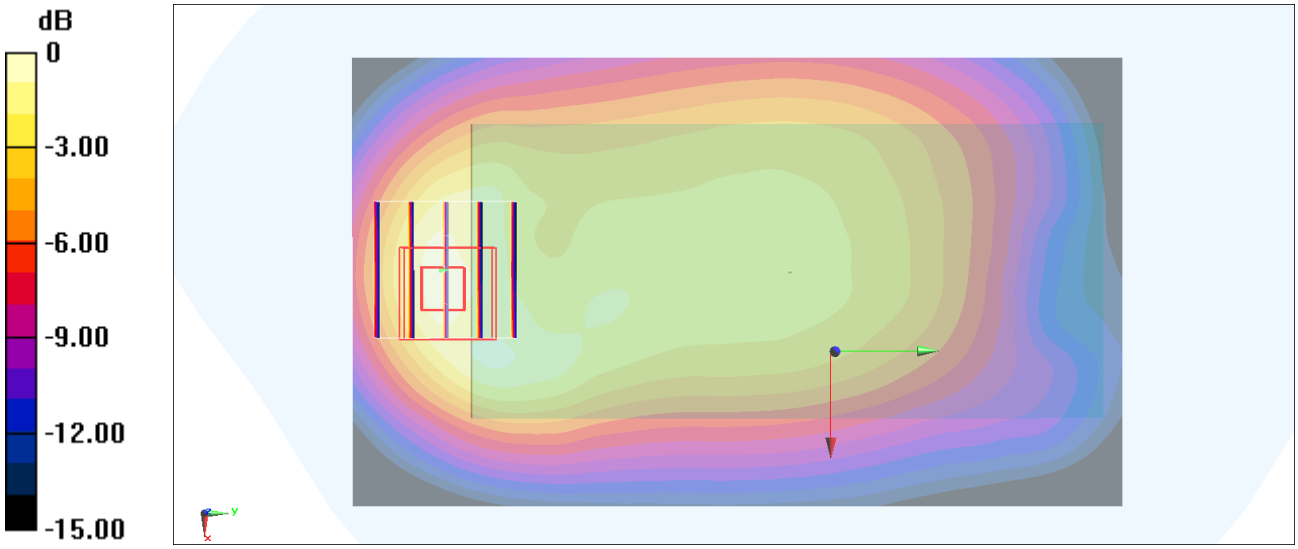

0 dB = 0.939 W/kg = -0.27 dBW/kg

Test Laboratory: Sporton International Inc. SAR/HAC Testing Lab Date: 2019/6/13

#56_LTE Band 7_20M_QPSK_50_50_Back_10mm_Ch20850

Communication System: LTE; Frequency: 2510 MHz;Duty Cycle: 1:1
Medium: HSL_2600_190613 Medium parameters used: f = 2510 MHz; σ = 1.918 S/m; ε_r = 39.16; ρ = 1000 kg/m^3
Ambient Temperature：23.2 ℃; Liquid Temperature：22.2 ℃

DASY5 Configuration:
- Probe: EX3DV4 - SN3925; ConvF(7.43, 7.43, 7.43) @ 2510 MHz; Calibrated: 2019/5/24
- Sensor-Surface: 1.4mm (Mechanical Surface Detection)
- Electronics: DAE4 Sn778; Calibrated: 2019/5/21
- Phantom: SAM-Right; Type: SAM; Serial: TP-1503
- Measurement SW: DASY52, Version 52.10 (2);SEMCAD X Version 14.6.12 (7470)

Area Scan (81x81x1): Interpolated grid: dx=1.200 mm, dy=1.200 mm
Maximum value of SAR (interpolated) = 1.45 W/kg

Zoom Scan (7x7x7)/Cube 0: Measurement grid: dx=5mm, dy=5mm, dz=5mm
Reference Value = 24.69 V/m; Power Drift = -0.16 dB
Peak SAR (extrapolated) = 2.00 W/kg
SAR(1 g) = 0.932 W/kg; SAR(10 g) = 0.416 W/kg
Maximum value of SAR (measured) = 1.54 W/kg

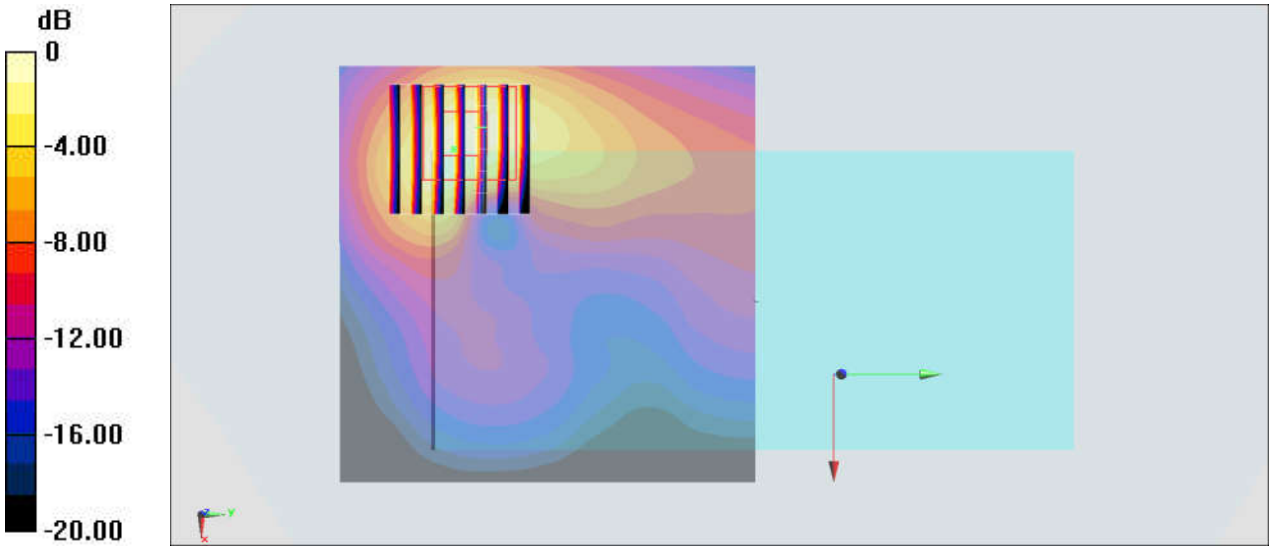

0 dB = 1.54 W/kg = 1.88 dBW/kg

#57_LTE Band 12_10M_QPSK_1_25_Front_10mm_Ch23095

Communication System: LTE; Frequency: 707.5 MHz;Duty Cycle: 1:1
Medium: HSL_750_190601 Medium parameters used: f = 707.5 MHz; σ = 0.859 S/m; ε_r = 41.122; ρ = 1000 kg/m^3
Ambient Temperature：23.6 ℃; Liquid Temperature：22.6 ℃

DASY5 Configuration:
- Probe: ES3DV3 - SN3124; ConvF(6.15, 6.15, 6.15) @ 707.5 MHz; Calibrated: 2019/1/15
- Sensor-Surface: 3mm (Mechanical Surface Detection)
- Electronics: DAE4 Sn316; Calibrated: 2019/1/3
- Phantom: SAM_Left; Type: QD000P40CD; Serial: TP:1431
- Measurement SW: DASY52, Version 52.10 (2);SEMCAD X Version 14.6.12 (7450)

Area Scan (71x81x1): Interpolated grid: dx=1.500 mm, dy=1.500 mm
Maximum value of SAR (interpolated) = 0.477 W/kg

/Zoom Scan (5x5x7)/Cube 0: Measurement grid: dx=8mm, dy=8mm, dz=5mm
Reference Value = 21.39 V/m; Power Drift = -0.05 dB
Peak SAR (extrapolated) = 0.638 W/kg
SAR(1 g) = 0.411 W/kg; SAR(10 g) = 0.274 W/kg
Maximum value of SAR (measured) = 0.476 W/kg

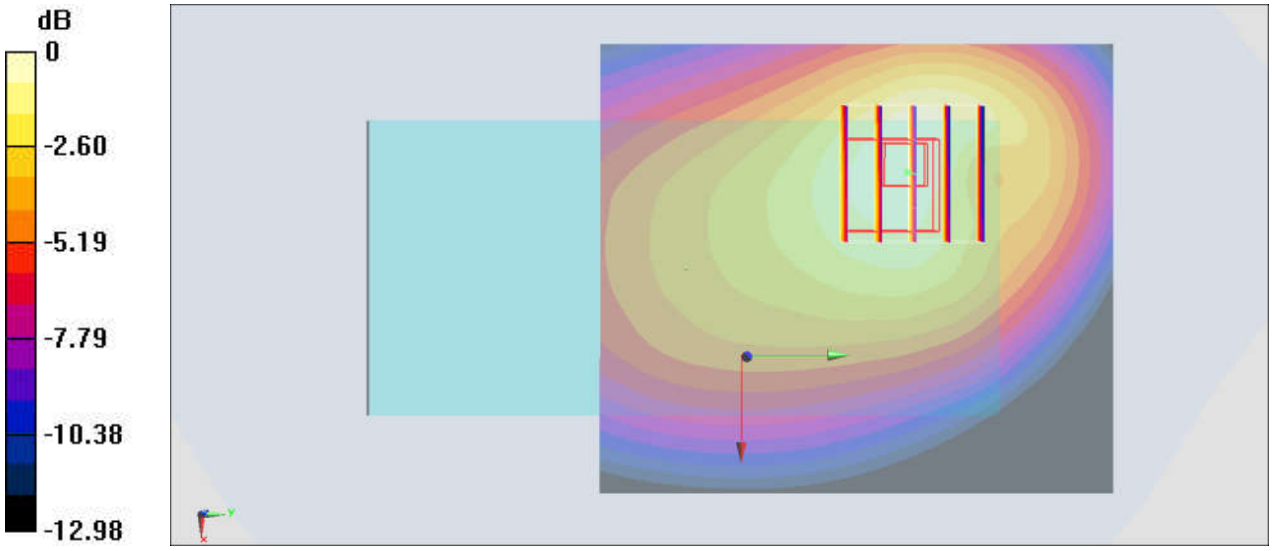

0 dB = 0.476 W/kg = -3.22 dBW/kg

#58_LTE Band 13_10M_QPSK_1_25_Front_10mm_Ch23230

Communication System: LTE; Frequency: 782 MHz;Duty Cycle: 1:1
Medium: HSL_750_190601 Medium parameters used: f = 782 MHz; σ = 0.929 S/m; ε_r = 40.165; ρ = 1000 kg/m^3
Ambient Temperature：23.6 ℃; Liquid Temperature：22.6 ℃

DASY5 Configuration:
- Probe: ES3DV3 - SN3124; ConvF(6.15, 6.15, 6.15) @ 782 MHz; Calibrated: 2019/1/15
- Sensor-Surface: 3mm (Mechanical Surface Detection)
- Electronics: DAE4 Sn316; Calibrated: 2019/1/3
- Phantom: SAM_Left; Type: QD000P40CD; Serial: TP:1431
- Measurement SW: DASY52, Version 52.10 (2);SEMCAD X Version 14.6.12 (7450)

Area Scan (71x81x1): Interpolated grid: dx=1.500 mm, dy=1.500 mm
Maximum value of SAR (interpolated) = 0.644 W/kg

Zoom Scan (5x5x7)/Cube 0: Measurement grid: dx=8mm, dy=8mm, dz=5mm
Reference Value = 23.95 V/m; Power Drift = 0.05 dB
Peak SAR (extrapolated) = 0.856 W/kg
SAR(1 g) = 0.544 W/kg; SAR(10 g) = 0.364 W/kg
Maximum value of SAR (measured) = 0.637 W/kg

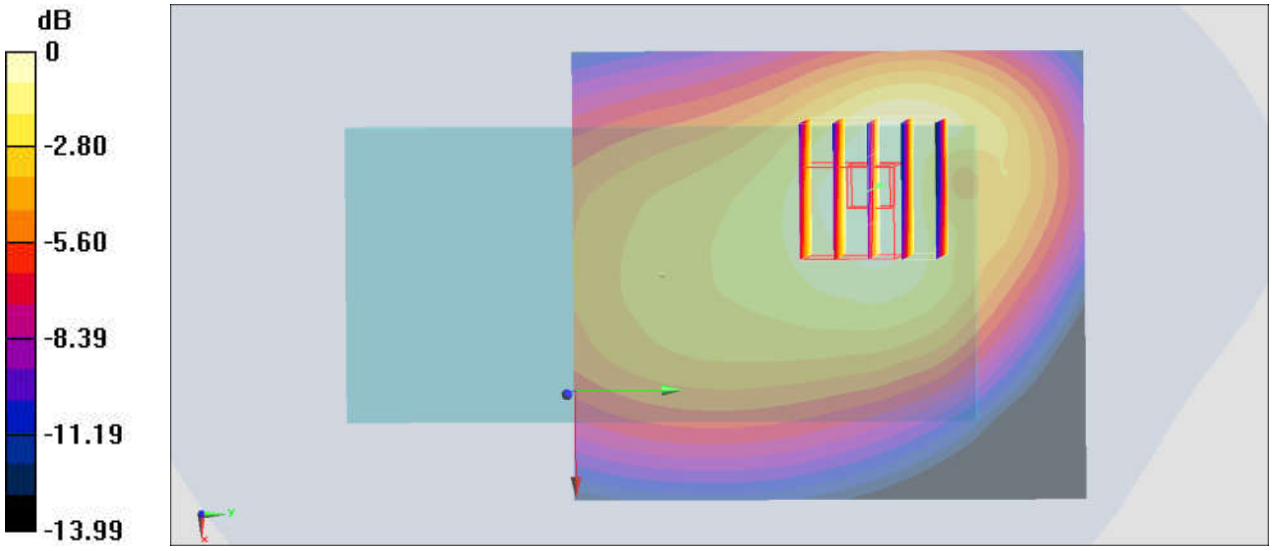

0 dB = 0.637 W/kg = -1.96 dBW/kg

Test Laboratory: Sporton International Inc. SAR/HAC Testing Lab Date: 2019/6/1

#59_LTE Band 14_10M_QPSK_1_0_Back_10mm_Ch23330

Communication System: LTE; Frequency: 793 MHz;Duty Cycle: 1:1
Medium: HSL_750_190601 Medium parameters used: f = 793 MHz; σ = 0.939 S/m; ε_r = 40.029; ρ = 1000 kg/m^3
Ambient Temperature：23.6 ℃; Liquid Temperature：22.6 ℃

DASY5 Configuration:
- Probe: ES3DV3 - SN3124; ConvF(6.15, 6.15, 6.15) @ 793 MHz; Calibrated: 2019/1/15
- Sensor-Surface: 3mm (Mechanical Surface Detection)
- Electronics: DAE4 Sn316; Calibrated: 2019/1/3
- Phantom: SAM_Left; Type: QD000P40CD; Serial: TP:1431
- Measurement SW: DASY52, Version 52.10 (2);SEMCAD X Version 14.6.12 (7450)

Area Scan (71x81x1): Interpolated grid: dx=1.500 mm, dy=1.500 mm
Maximum value of SAR (interpolated) = 0.641 W/kg

Zoom Scan (5x5x7)/Cube 0: Measurement grid: dx=8mm, dy=8mm, dz=5mm
Reference Value = 24.20 V/m; Power Drift = 0.07 dB
Peak SAR (extrapolated) = 0.855 W/kg
SAR(1 g) = 0.546 W/kg; SAR(10 g) = 0.364 W/kg
Maximum value of SAR (measured) = 0.640 W/kg

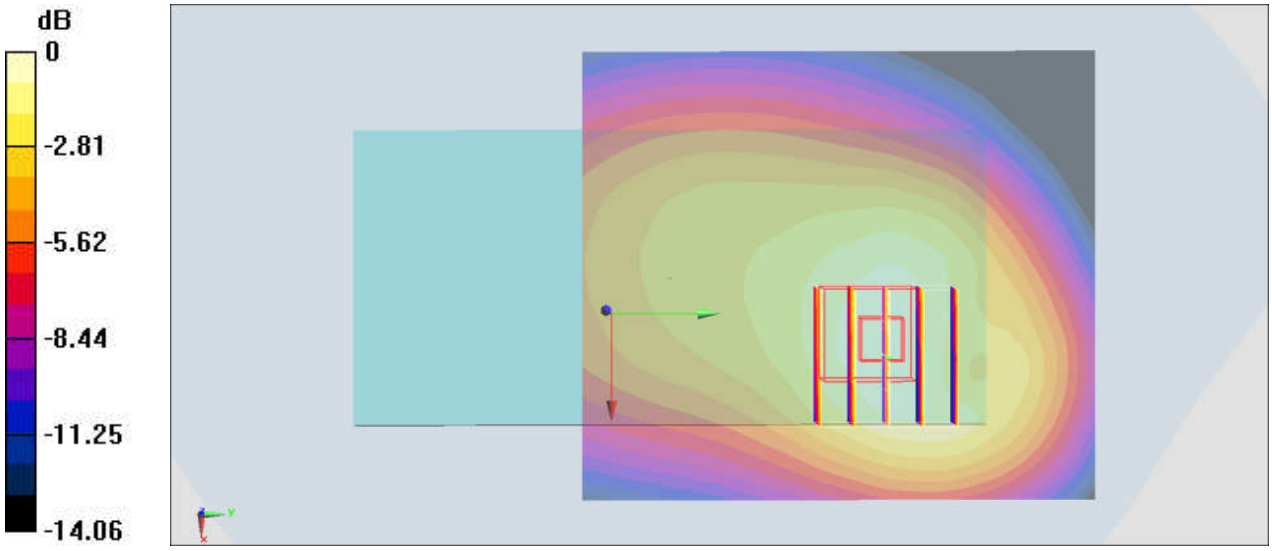

0 dB = 0.640 W/kg = -1.94 dBW/kg

Test Laboratory: Sporton International Inc. SAR/HAC Testing Lab Date: 2019/6/14

#60_LTE Band 25_20M_QPSK_1_0_Back_10mm_Ch26140

Communication System: LTE; Frequency: 1860 MHz;Duty Cycle: 1:1
Medium: HSL_1900_190614 Medium parameters used: f = 1860 MHz; σ = 1.416 S/m; ε_r = 40.279; ρ = 1000 kg/m^3
Ambient Temperature：23.6 ℃; Liquid Temperature：22.6 ℃

DASY5 Configuration:
- Probe: EX3DV4 - SN3925; ConvF(8.46, 8.46, 8.46) @ 1860 MHz; Calibrated: 2019/5/24
- Sensor-Surface: 1.4mm (Mechanical Surface Detection)
- Electronics: DAE4 Sn778; Calibrated: 2019/5/21
- Phantom: SAM-Middle; Type: SAM; Serial: 1796
- Measurement SW: DASY52, Version 52.10 (2);SEMCAD X Version 14.6.12 (7470)

Area Scan (71x61x1): Interpolated grid: dx=1.500 mm, dy=1.500 mm
Maximum value of SAR (interpolated) = 1.35 W/kg

Zoom Scan (5x5x7)/Cube 0: Measurement grid: dx=8mm, dy=8mm, dz=5mm
Reference Value = 27.25 V/m; Power Drift = -0.03 dB
Peak SAR (extrapolated) = 1.54 W/kg
SAR(1 g) = 0.962 W/kg; SAR(10 g) = 0.607 W/kg
Maximum value of SAR (measured) = 1.31 W/kg

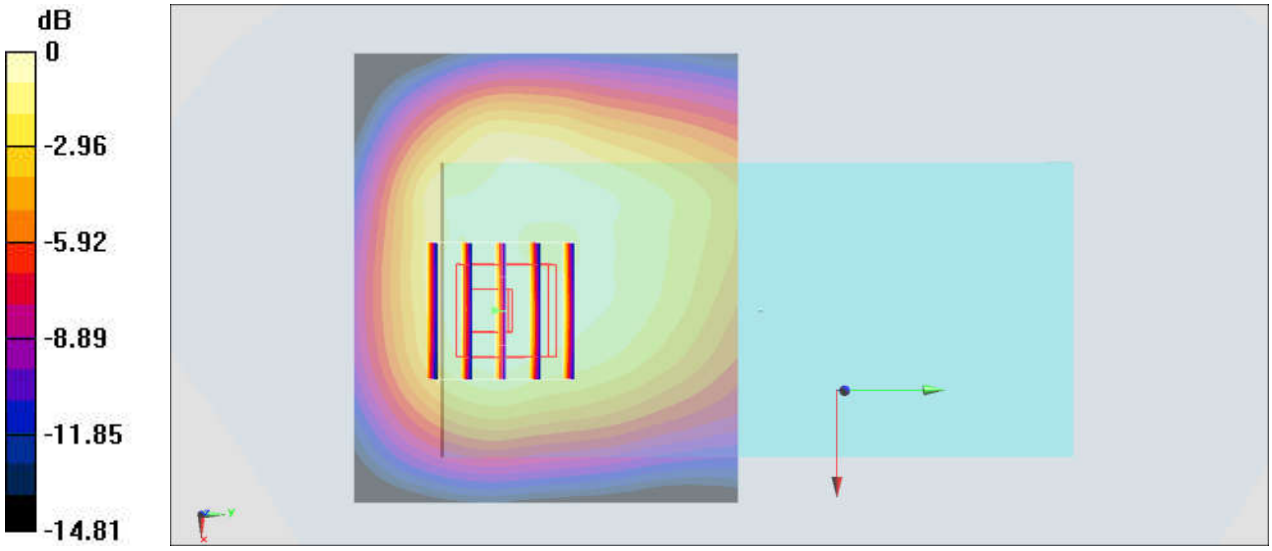

0 dB = 1.31 W/kg = 1.17 dBW/kg

#61_LTE Band 26_15M_QPSK_1_0_Back_10mm_Ch26865

Communication System: LTE ; Frequency: 831.5 MHz;Duty Cycle: 1:1
Medium: HSL_850_190422 Medium parameters used : f = 831.5 MHz; σ = 0.91 S/m; ε_r = 42.707; ρ = 1000 kg/m^3
Ambient Temperature：23.5 ℃; Liquid Temperature：22.5 ℃

DASY5 Configuration:
- Probe: EX3DV4 - SN3976; ConvF(10.19, 10.19, 10.19) @ 831.5 MHz; Calibrated: 2019/1/29
- Sensor-Surface: 1.4mm (Mechanical Surface Detection)
- Electronics: DAE4 Sn1424; Calibrated: 2019/1/24
- Phantom: SAM_Left; Type: QD000P40CD; Serial: TP:1682
- Measurement SW: DASY52, Version 52.10 (2);SEMCAD X Version 14.6.12 (7450)

Area Scan (61x121x1): Interpolated grid: dx=1.500 mm, dy=1.500 mm
Maximum value of SAR (interpolated) = 0.858 W/kg

Zoom Scan (5x5x7)/Cube 0: Measurement grid: dx=8mm, dy=8mm, dz=5mm
Reference Value = 25.70 V/m; Power Drift = -0.02 dB
Peak SAR (extrapolated) = 1.14 W/kg
SAR(1 g) = 0.589 W/kg; SAR(10 g) = 0.328 W/kg
Maximum value of SAR (measured) = 0.884 W/kg

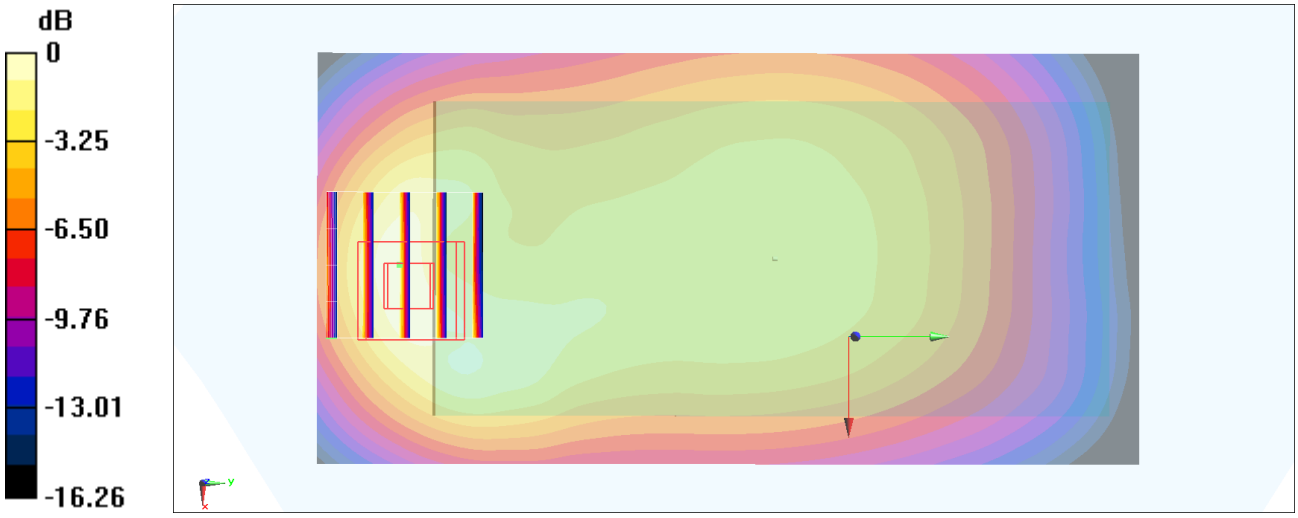

0 dB = 0.884 W/kg = -0.54 dBW/kg

Test Laboratory: Sporton International Inc. SAR/HAC Testing Lab Date: 2019/6/15

#62_LTE Band 30_10M_QPSK_50_0_Back_10mm_Ch27710

Communication System: LTE; Frequency: 2310 MHz;Duty Cycle: 1:1
Medium: HSL_2300_190615 Medium parameters used: f = 2310 MHz; σ = 1.607 S/m; ε_r = 40.24; ρ = 1000 kg/m^3
Ambient Temperature：23.6 ℃; Liquid Temperature：22.6 ℃

DASY5 Configuration:
- Probe: EX3DV4 - SN3925; ConvF(7.97, 7.97, 7.97) @ 2310 MHz; Calibrated: 2019/5/24
- Sensor-Surface: 1.4mm (Mechanical Surface Detection)
- Electronics: DAE4 Sn778; Calibrated: 2019/5/21
- Phantom: SAM-Right; Type: SAM; Serial: TP-1503
- Measurement SW: DASY52, Version 52.10 (2);SEMCAD X Version 14.6.12 (7470)

Area Scan (81x81x1): Interpolated grid: dx=1.200 mm, dy=1.200 mm
Maximum value of SAR (interpolated) = 1.35 W/kg

Zoom Scan (7x7x7)/Cube 0: Measurement grid: dx=5mm, dy=5mm, dz=5mm
Reference Value = 22.08 V/m; Power Drift = -0.18 dB
Peak SAR (extrapolated) = 1.93 W/kg
SAR(1 g) = 0.887 W/kg; SAR(10 g) = 0.405 W/kg
Maximum value of SAR (measured) = 1.46 W/kg

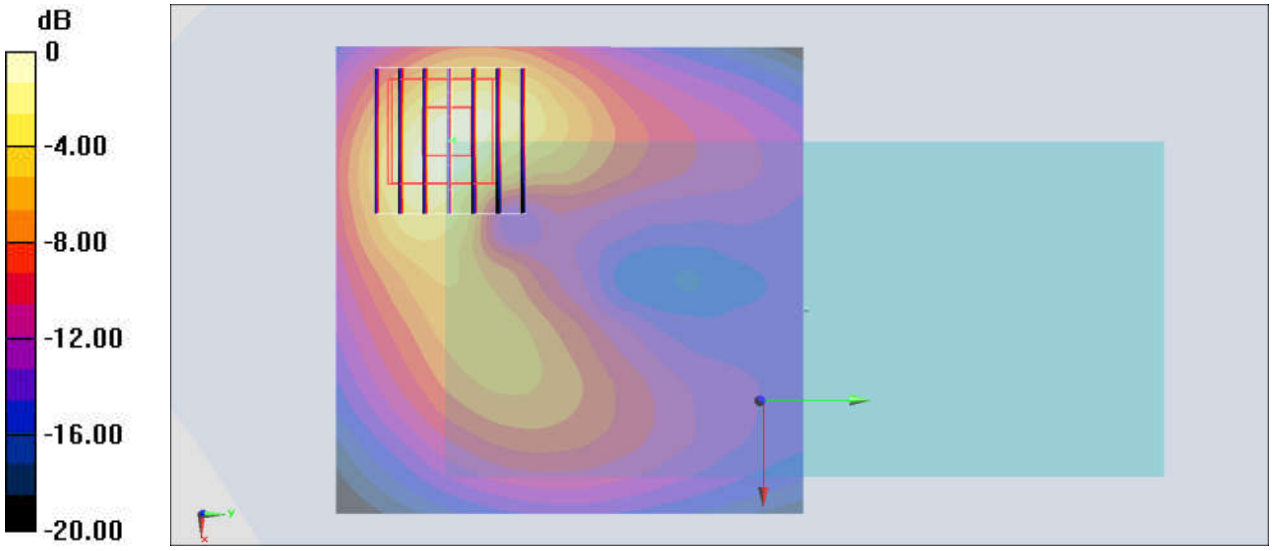

0 dB = 1.46 W/kg = 1.64 dBW/kg

#63_LTE Band 66_20M_QPSK_1_0_Back_10mm_Ch132572

Communication System: LTE; Frequency: 1770 MHz;Duty Cycle: 1:1
Medium: HSL_1750_190426 Medium parameters used: f = 1770 MHz; σ = 1.367 S/m; ε_r = 41.456; ρ = 1000 kg/m^3
Ambient Temperature：23.5 ℃; Liquid Temperature：22.5 ℃

DASY5 Configuration:
- Probe: EX3DV4 - SN3976; ConvF(8.73, 8.73, 8.73) @ 1770 MHz; Calibrated: 2019/1/29
- Sensor-Surface: 1.4mm (Mechanical Surface Detection)
- Electronics: DAE4 Sn1424; Calibrated: 2019/1/24
- Phantom: SAM_Left; Type: QD000P40CD; Serial: TP:1682
- Measurement SW: DASY52, Version 52.10 (2);SEMCAD X Version 14.6.12 (7450)

Area Scan (71x61x1): Interpolated grid: dx=1.500 mm, dy=1.500 mm
Maximum value of SAR (interpolated) = 1.09 W/kg

Zoom Scan (5x5x7)/Cube 0: Measurement grid: dx=8mm, dy=8mm, dz=5mm
Reference Value = 27.61 V/m; Power Drift = -0.04 dB
Peak SAR (extrapolated) = 1.34 W/kg
SAR(1 g) = 0.750 W/kg; SAR(10 g) = 0.470 W/kg
Maximum value of SAR (measured) = 1.09 W/kg

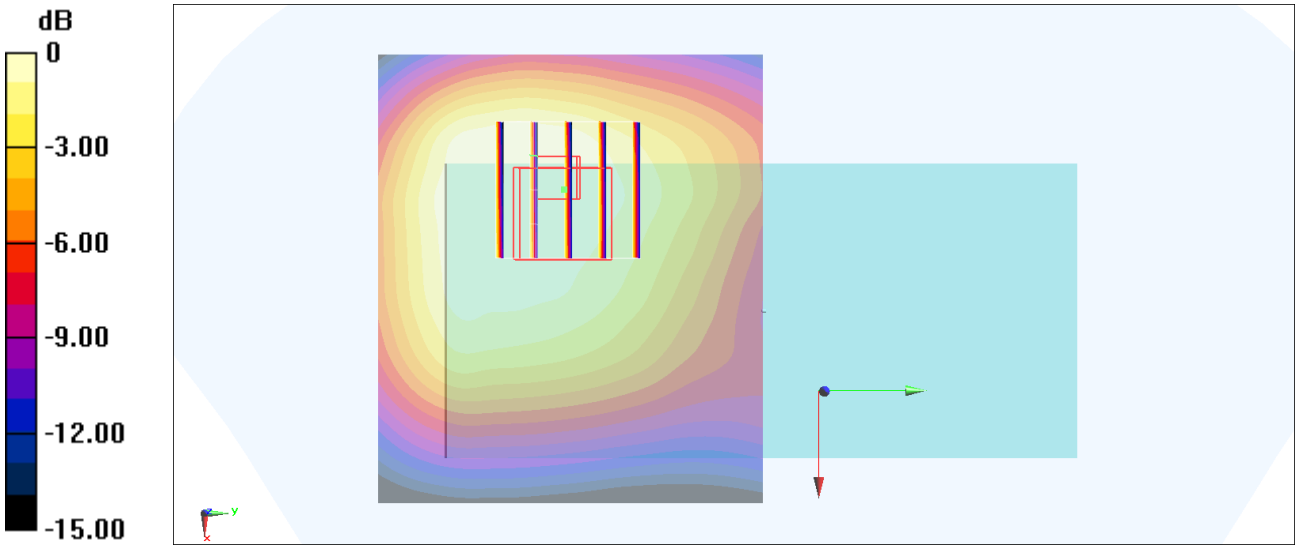

0 dB = 1.09 W/kg = 0.37 dBW/kg

#64_LTE Band 71_20M_QPSK_1_0_Back_10mm_Ch133297

Communication System: LTE; Frequency: 680.5 MHz;Duty Cycle: 1:1
Medium: HSL_750_190413 Medium parameters used: f = 680.5 MHz; σ = 0.849 S/m; ε_r = 41.334; ρ = 1000 kg/m^3
Ambient Temperature：23.2 ℃; Liquid Temperature：22.2 ℃

DASY5 Configuration:
- Probe: EX3DV4 - SN3976; ConvF(10.4, 10.4, 10.4) @ 680.5 MHz; Calibrated: 2019/1/29
- Sensor-Surface: 1.4mm (Mechanical Surface Detection)
- Electronics: DAE4 Sn1424; Calibrated: 2019/1/24
- Phantom: SAM_Left; Type: QD000P40CD; Serial: TP:1682
- Measurement SW: DASY52, Version 52.10 (2);SEMCAD X Version 14.6.12 (7450)

Area Scan (61x121x1): Interpolated grid: dx=1.500 mm, dy=1.500 mm
Maximum value of SAR (interpolated) = 0.435 W/kg

Zoom Scan (5x5x7)/Cube 0: Measurement grid: dx=8mm, dy=8mm, dz=5mm
Reference Value = 21.81 V/m; Power Drift = -0.01 dB
Peak SAR (extrapolated) = 0.525 W/kg
SAR(1 g) = 0.297 W/kg; SAR(10 g) = 0.197 W/kg
Maximum value of SAR (measured) = 0.421 W/kg

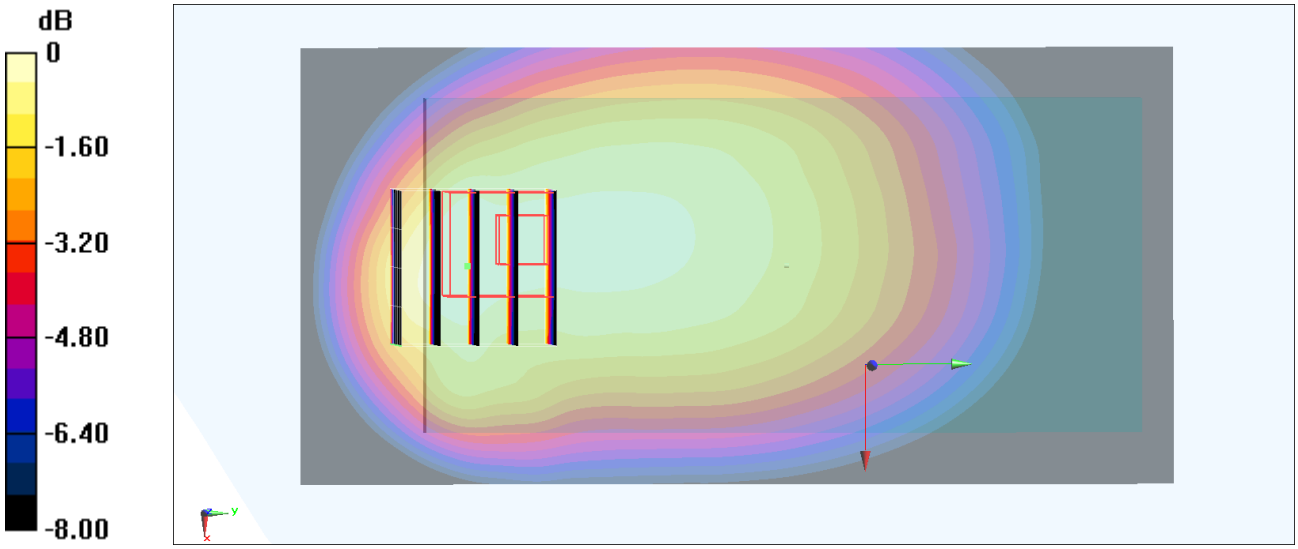

0 dB = 0.421 W/kg = -3.76 dBW/kg

Test Laboratory: Sporton International Inc. SAR/HAC Testing Lab Date: 2019/6/15

#65_LTE Band 41_20M_QPSK_50_50_Back_10mm_Ch39750

Communication System: LTE; Frequency: 2506 MHz;Duty Cycle: 1:1.59
Medium: HSL_2600_190615 Medium parameters used : f = 2506 MHz; σ = 1.84 S/m; ε_r = 39.571; ρ = 1000 kg/m^3
Ambient Temperature：23.6 ℃; Liquid Temperature：22.6 ℃

DASY5 Configuration:
- Probe: EX3DV4 - SN3925; ConvF(7.43, 7.43, 7.43) @ 2506 MHz; Calibrated: 2019/5/24
- Sensor-Surface: 1.4mm (Mechanical Surface Detection)
- Electronics: DAE4 Sn778; Calibrated: 2019/5/21
- Phantom: SAM-Right; Type: SAM; Serial: TP-1503
- Measurement SW: DASY52, Version 52.10 (2);SEMCAD X Version 14.6.12 (7470)

Area Scan (81x81x1): Interpolated grid: dx=1.200 mm, dy=1.200 mm
Maximum value of SAR (interpolated) = 1.38 W/kg

Zoom Scan (7x7x7)/Cube 0: Measurement grid: dx=5mm, dy=5mm, dz=5mm
Reference Value = 24.46 V/m; Power Drift = -0.08 dB
Peak SAR (extrapolated) = 1.91 W/kg
SAR(1 g) = 0.893 W/kg; SAR(10 g) = 0.399 W/kg
Maximum value of SAR (measured) = 1.51 W/kg

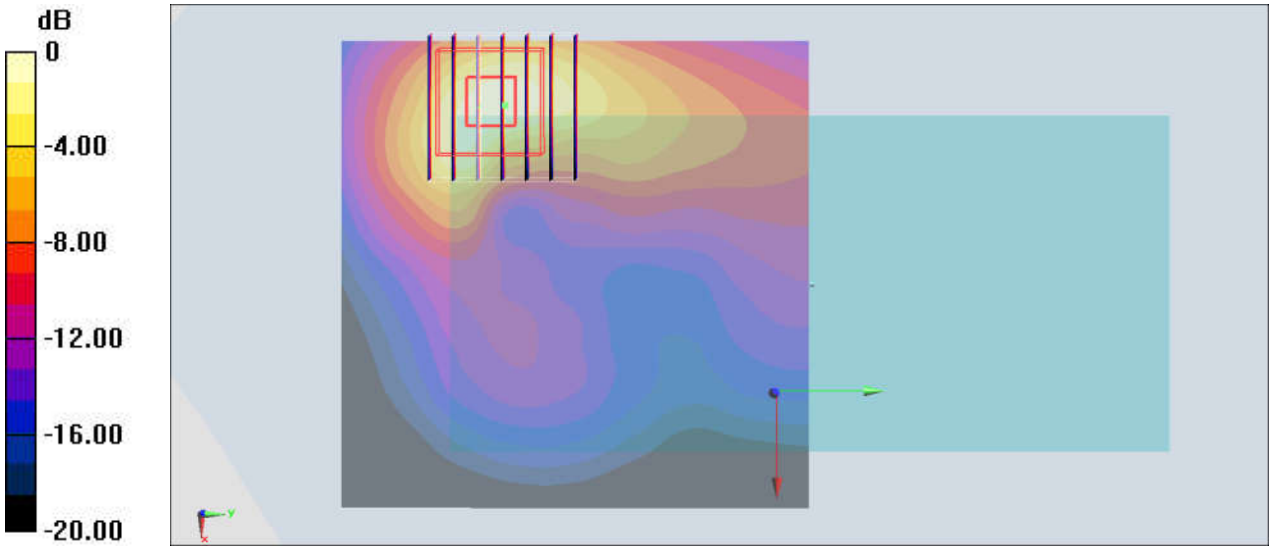

0 dB = 1.51 W/kg = 1.79 dBW/kg

#66_LTE Band 48_20M_QPSK_1_49_Back_10mm_Ch55340

Communication System: LTE; Frequency: 3560 MHz;Duty Cycle: 1:1.59
Medium: HSL_3500_190615 Medium parameters used: f = 3560 MHz; σ = 3.015 S/m; ε_r = 38.913; ρ = 1000 kg/m^3
Ambient Temperature：23.5 ℃; Liquid Temperature：22.5 ℃

DASY5 Configuration:
- Probe: EX3DV4 - SN3931; ConvF(7.2, 7.2, 7.2) @ 3560 MHz; Calibrated: 2018/9/27
- Sensor-Surface: 1.4mm (Mechanical Surface Detection)
- Electronics: DAE4 Sn1399; Calibrated: 2018/11/16
- Phantom: SAM_Left; Type: QD000P40CD; Serial: TP:1682
- Measurement SW: DASY52, Version 52.10 (2);SEMCAD X Version 14.6.12 (7470)

Area Scan (91x81x1): Interpolated grid: dx=1.200 mm, dy=1.200 mm
Maximum value of SAR (interpolated) = 0.737 W/kg

Zoom Scan (7x7x8)/Cube 0: Measurement grid: dx=5mm, dy=5mm, dz=4mm
Reference Value = 14.41 V/m; Power Drift = -0.02 dB
Peak SAR (extrapolated) = 0.993 W/kg
SAR(1 g) = 0.412 W/kg; SAR(10 g) = 0.181 W/kg
Maximum value of SAR (measured) = 0.751 W/kg

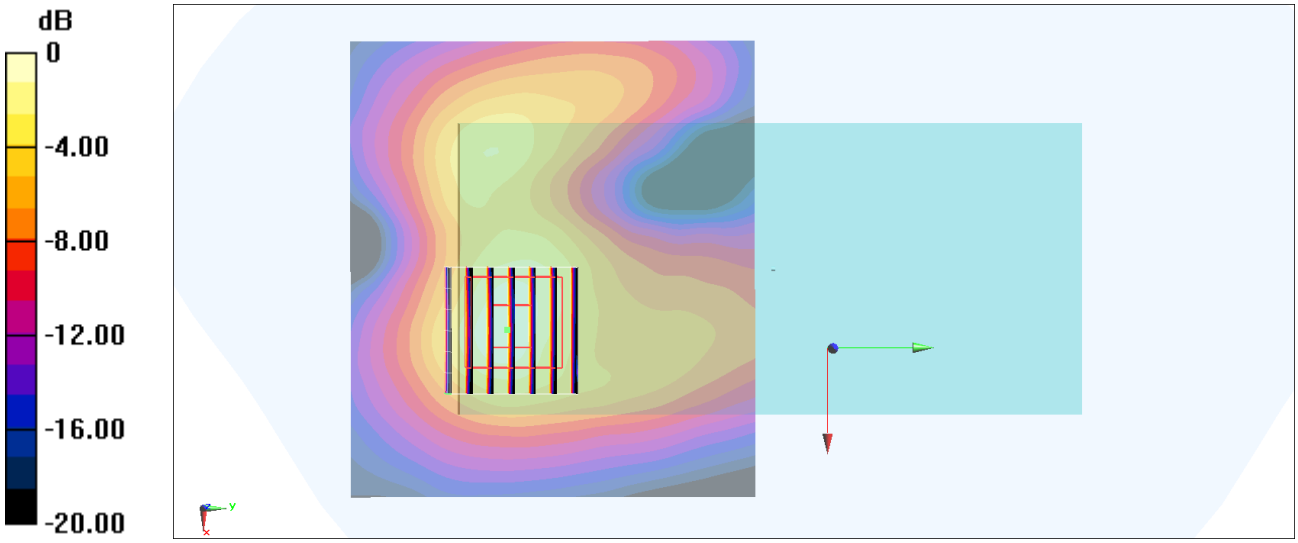

0 dB = 0.751 W/kg = -1.24 dBW/kg

#67_WLAN2.4GHz_802.11b 1Mbps_Back_10mm_Ch6;Ant 3

Communication System: 802.11b ; Frequency: 2437 MHz;Duty Cycle: 1:1.005
Medium: HSL_2450_190622 Medium parameters used : f = 2437 MHz; σ = 1.79 S/m; ε_r = 40.055; ρ = 1000 kg/m^3
Ambient Temperature：23.4 ℃; Liquid Temperature：22.4 ℃

DASY5 Configuration
- Probe: EX3DV4 - SN7515;ConvF(7.42, 7.42, 7.42) @ 2437 MHz;Calibrated: 2018/10/3
- Sensor-Surface: 1.4mm (Mechanical Surface Detection)
- Electronics: DAE3 Sn360; Calibrated: 2018/10/29
- Phantom: Twin-SAM V5.0 (30deg probe tilt); Type: QD 000 P40 CD; Serial: 1885
- Measurement SW: DASY52, Version 52.10 (2); SEMCAD X Version 14.6.12 (7450)

Area Scan (81x81x1): Interpolated grid: dx=1.200 mm, dy=1.200 mm
Maximum value of SAR (interpolated) = 1.43 W/kg

Zoom Scan (7x7x7)/Cube 0: Measurement grid: dx=5mm, dy=5mm, dz=5mm
Reference Value = 22.69 V/m; Power Drift = -0.17 dB
Peak SAR (extrapolated) = 1.78 W/kg
SAR(1 g) = 0.865 W/kg; SAR(10 g) = 0.407 W/kg
Maximum value of SAR (measured) = 1.43 W/kg

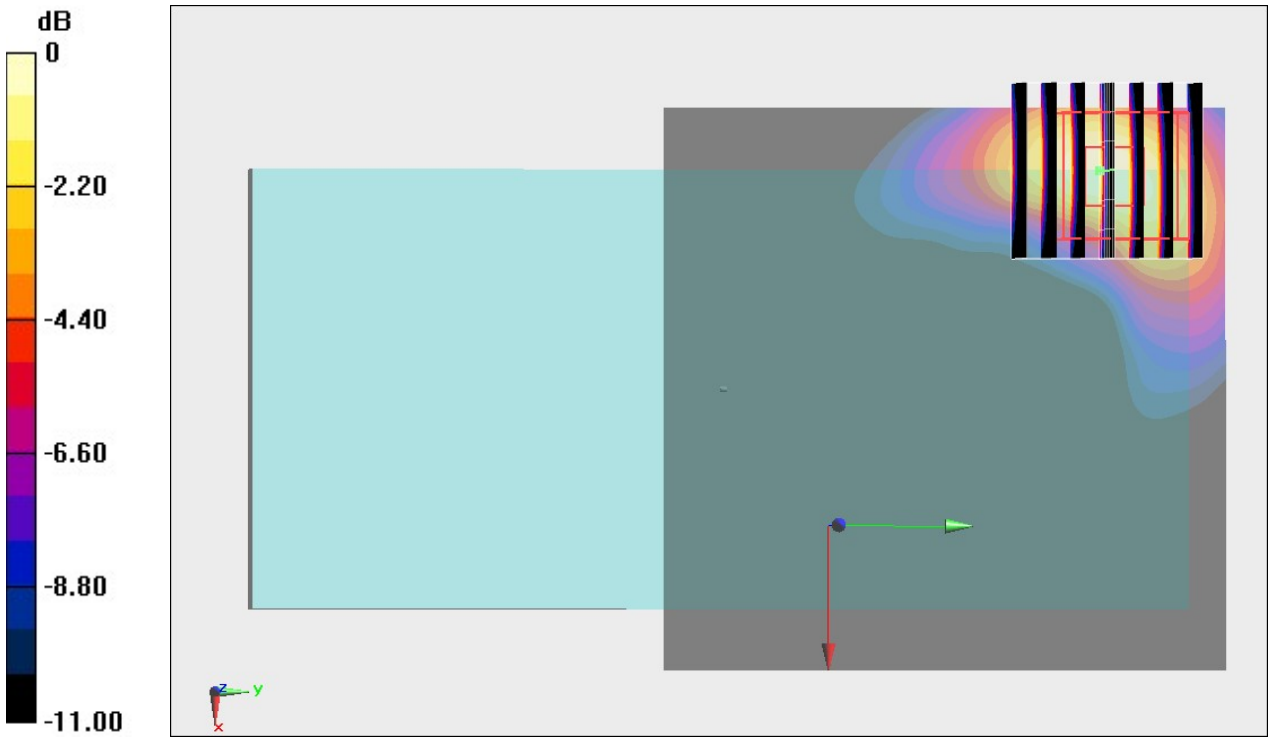

0 dB = 1.43 W/kg = 1.55 dBW/kg

#68_WLAN5GHz_802.11n-HT40 MCS0_Back_10mm_Ch54;Ant 2

Communication System: 802.11n ; Frequency: 5270 MHz;Duty Cycle: 1:1.048
Medium: HSL_5G_190615 Medium parameters used: f = 5270 MHz; σ = 4.696 S/m; ε_r = 36.901; ρ = 1000 kg/m^3
Ambient Temperature：23.7 ℃; Liquid Temperature：22.7 ℃

DASY5 Configuration
- Probe: EX3DV4 - SN7515;ConvF(5.45, 5.45, 5.45) @ 5270 MHz;Calibrated: 2018/10/3
- Sensor-Surface: 1.4mm (Mechanical Surface Detection)
- Electronics: DAE3 Sn360; Calibrated: 2018/10/29
- Phantom: Twin-SAM V5.0 (30deg probe tilt); Type: QD 000 P40 CD; Serial: 1885
- Measurement SW: DASY52, Version 52.10 (2); SEMCAD X Version 14.6.12 (7450)

Area Scan (121x101x1): Interpolated grid: dx=1.000 mm, dy=1.000 mm
Maximum value of SAR (interpolated) = 1.13 W/kg

Zoom Scan (7x7x7)/Cube 0: Measurement grid: dx=4mm, dy=4mm, dz=1.4mm
Reference Value = 10.37 V/m; Power Drift = 0.14 dB
Peak SAR (extrapolated) = 1.80 W/kg
SAR(1 g) = 0.510 W/kg; SAR(10 g) = 0.206 W/kg
Maximum value of SAR (measured) = 1.12 W/kg



0 dB = 1.12 W/kg = 0.49 dBW/kg

#69_WLAN5GHz_802.11ac-VHT80 MCS0_Back_10mm_Ch138;Ant 5

Communication System: 802.11ac ; Frequency: 5690 MHz;Duty Cycle: 1:1.1
Medium: HSL_5G_190615 Medium parameters used : f = 5690 MHz; σ = 5.128 S/m; ε_r = 36.33; ρ = 1000 kg/m^3
Ambient Temperature：23.7 ℃; Liquid Temperature：22.7 ℃

DASY5 Configuration
- Probe: EX3DV4 - SN7515;ConvF(4.95, 4.95, 4.95) @ 5690 MHz;Calibrated: 2018/10/3
- Sensor-Surface: 1.4mm (Mechanical Surface Detection)
- Electronics: DAE3 Sn360; Calibrated: 2018/10/29
- Phantom: Twin-SAM V5.0 (30deg probe tilt); Type: QD 000 P40 CD; Serial: 1885
- Measurement SW: DASY52, Version 52.10 (2); SEMCAD X Version 14.6.12 (7450)

Area Scan (91x71x1): Interpolated grid: dx=1.000 mm, dy=1.000 mm
Maximum value of SAR (interpolated) = 1.27 W/kg

Zoom Scan (7x7x7)/Cube 0: Measurement grid: dx=4mm, dy=4mm, dz=1.4mm
Reference Value = 8.144 V/m; Power Drift = -0.16 dB
Peak SAR (extrapolated) = 2.18 W/kg
SAR(1 g) = 0.506 W/kg; SAR(10 g) = 0.154 W/kg
Maximum value of SAR (measured) = 1.27 W/kg

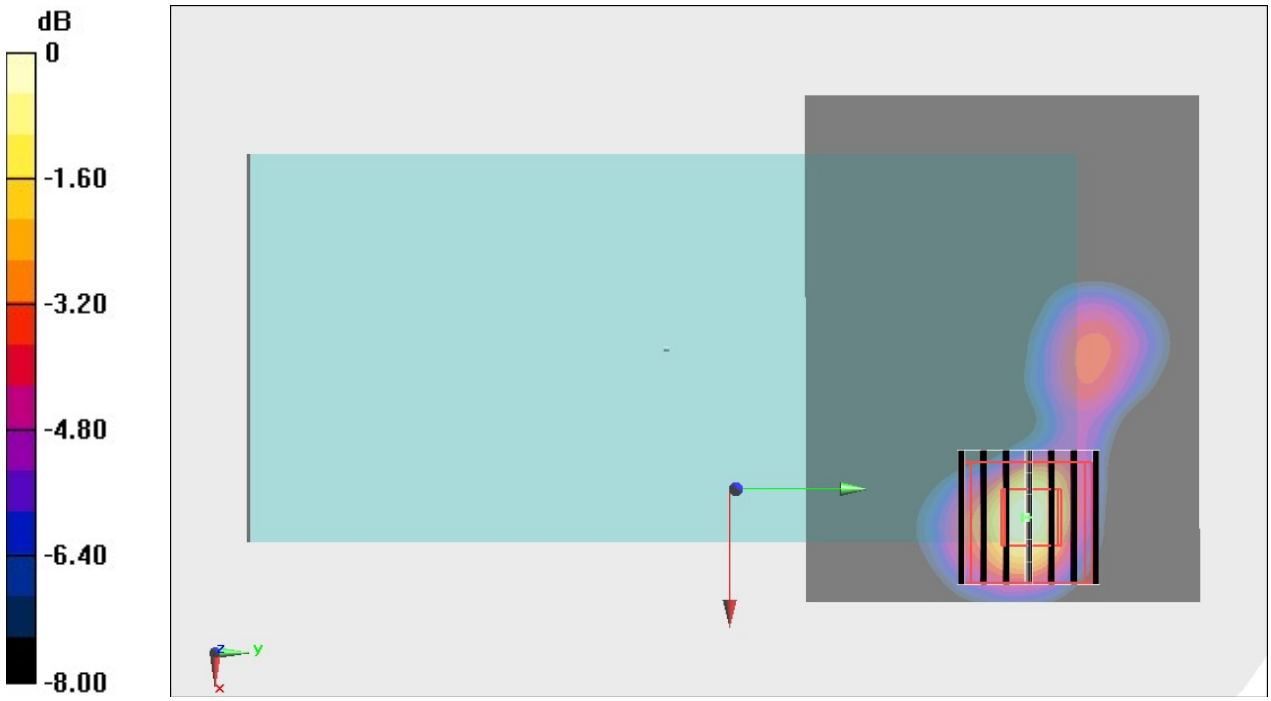

0 dB = 1.27 W/kg = 1.04 dBW/kg

#70_WLAN5GHz_802.11ac-VHT80 MCS0_Back_10mm_Ch155;Ant 5

Communication System: 802.11ac ; Frequency: 5775 MHz;Duty Cycle: 1:1.1
Medium: HSL_5G_190615 Medium parameters used: f = 5775 MHz; σ = 5.218 S/m; ε_r = 36.212; ρ = 1000 kg/m^3
Ambient Temperature：23.6 ℃; Liquid Temperature：22.6 ℃

DASY5 Configuration
- Probe: EX3DV4 - SN7515;ConvF(4.95, 4.95, 4.95) @ 5775 MHz;Calibrated: 2018/10/3
- Sensor-Surface: 1.4mm (Mechanical Surface Detection)
- Electronics: DAE3 Sn360; Calibrated: 2018/10/29
- Phantom: Twin-SAM V5.0 (30deg probe tilt); Type: QD 000 P40 CD; Serial: 1885
- Measurement SW: DASY52, Version 52.10 (2); SEMCAD X Version 14.6.12 (7450)

Area Scan (91x71x1): Interpolated grid: dx=1.000 mm, dy=1.000 mm
Maximum value of SAR (interpolated) = 1.05 W/kg

Zoom Scan (7x7x7)/Cube 0: Measurement grid: dx=4mm, dy=4mm, dz=1.4mm
Reference Value = 8.555 V/m; Power Drift = -0.15 dB
Peak SAR (extrapolated) = 1.89 W/kg
SAR(1 g) = 0.421 W/kg; SAR(10 g) = 0.125 W/kg
Maximum value of SAR (measured) = 1.06 W/kg

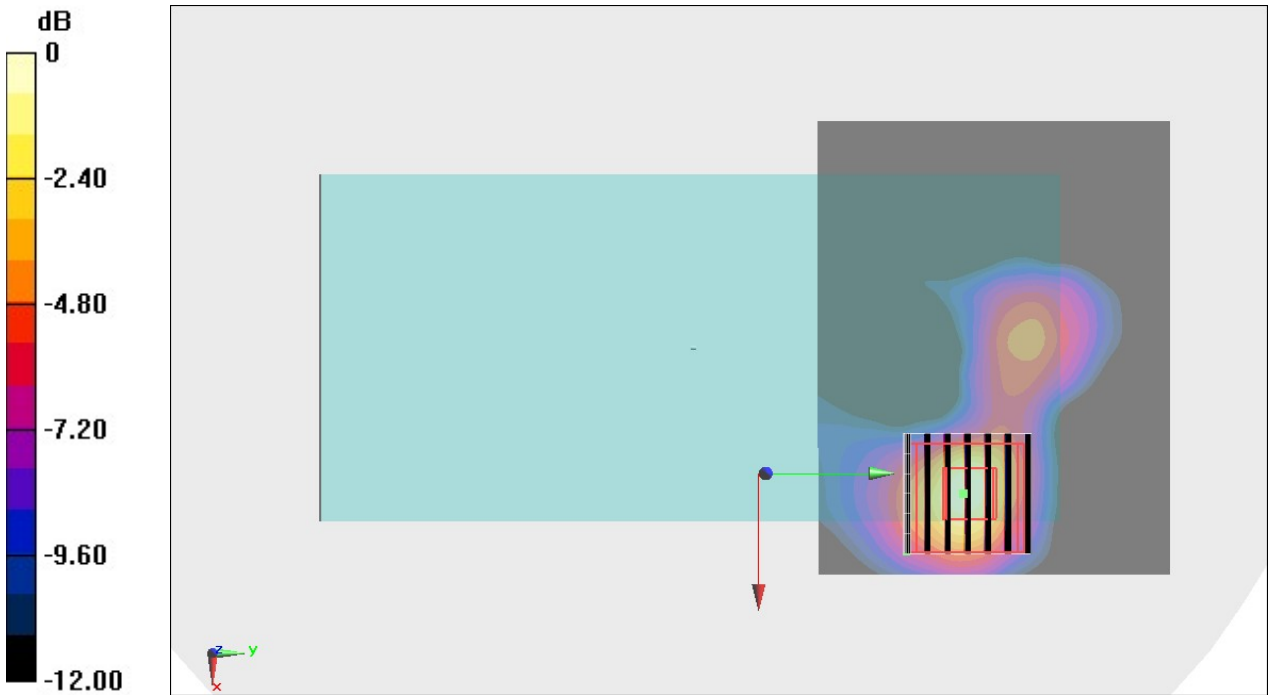

0 dB = 1.06 W/kg = 0.25 dBW/kg

Test Laboratory: Sporton International Inc. SAR/HAC Testing Lab Date: 2019/6/25

#71_Bluetooth_1Mbps_Back_10mm_Ch00_Ant 2

Communication System: Bluetooth; Frequency: 2402 MHz;Duty Cycle: 1:1.301
Medium: HSL_2450_190625 Medium parameters used : f = 2402 MHz; σ = 1.755 S/m; ε_r = 40.196; ρ = 1000 kg/m^3
Ambient Temperature：23.5 ℃; Liquid Temperature：22.5 ℃

DASY5 Configuration
- Probe: EX3DV4 - SN7515;ConvF(7.42, 7.42, 7.42) @ 2402 MHz;Calibrated: 2018/10/3
- Sensor-Surface: 1.4mm (Mechanical Surface Detection)
- Electronics: DAE3 Sn360; Calibrated: 2018/10/29
- Phantom: Twin-SAM V5.0 (30deg probe tilt); Type: QD 000 P40 CD; Serial: 1885
- Measurement SW: DASY52, Version 52.10 (2); SEMCAD X Version 14.6.12 (7450)

Area Scan (71x71x1): Interpolated grid: dx=1.200 mm, dy=1.200 mm
Maximum value of SAR (interpolated) = 0.126 W/kg

Zoom Scan (7x7x7)/Cube 0: Measurement grid: dx=5mm, dy=5mm, dz=5mm
Reference Value = 2.938 V/m; Power Drift = 0.06 dB
Peak SAR (extrapolated) = 0.203 W/kg
SAR(1 g) = 0.103 W/kg; SAR(10 g) = 0.053 W/kg
Maximum value of SAR (measured) = 0.163 W/kg

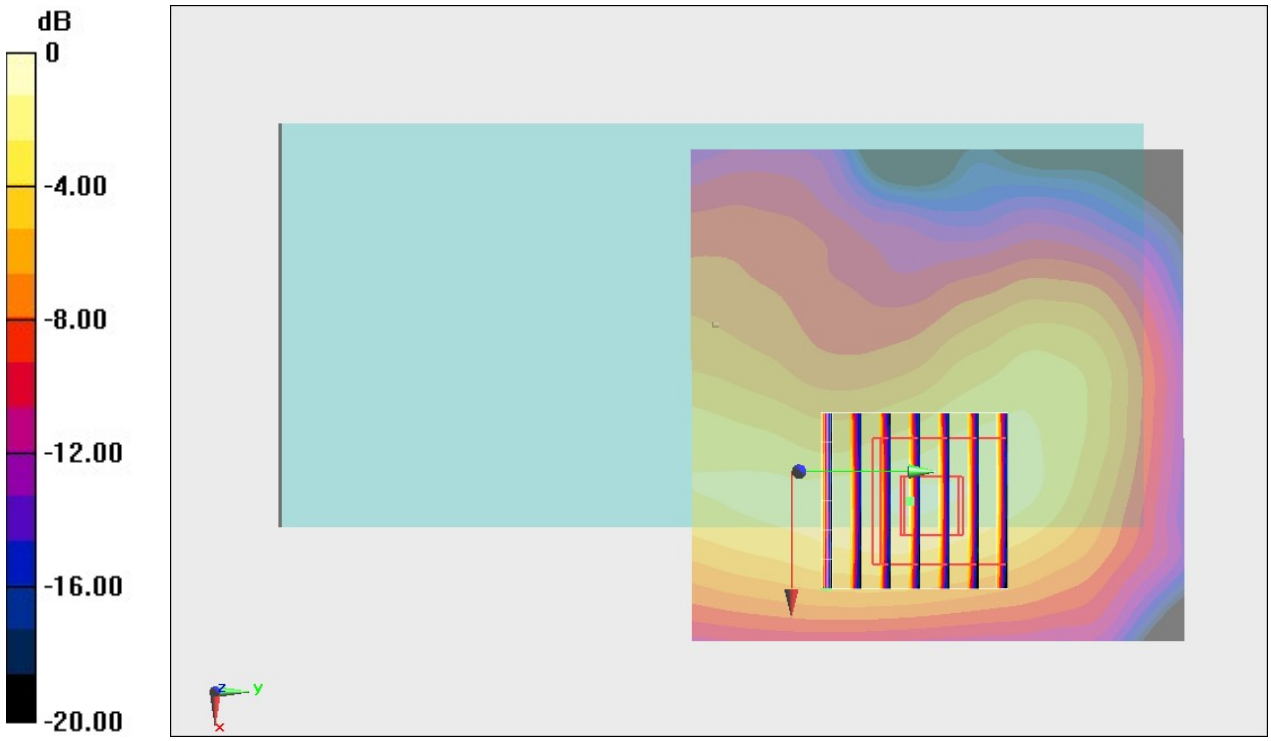

0 dB = 0.163 W/kg = -7.88 dBW/kg