In Collaboration with
s p e a g
CALIBRATION LABORATORY
Add: No.51 Xueyuan Road, Haidian District, Beijing, 100191, China
Tel: +86-10-62304633-2512 Fax: +86-10-62304633-2504
E-mail: cttl@chinattl.com Http://www.chinattl.cn

中国认可
国际互认
校准
CALIBRATION
CNAS L0570

Client **Sporton** **Certificate No: Z18-60553**

# CALIBRATION CERTIFICATE

| | |
|---|---|
| Object | ES3DV3 - SN:3124 |
| Calibration Procedure(s) | FF-Z11-004-01<br>Calibration Procedures for Dosimetric E-field Probes |
| Calibration date: | January 15, 2019 |

This calibration Certificate documents the traceability to national standards, which realize the physical units of measurements(SI). The measurements and the uncertainties with confidence probability are given on the following pages and are part of the certificate.

All calibrations have been conducted in the closed laboratory facility: environment temperature(22±3)℃ and humidity<70%.

Calibration Equipment used (M&TE critical for calibration)

| Primary Standards | ID # | Cal Date(Calibrated by, Certificate No.) | Scheduled Calibration |
|---|---|---|---|
| Power Meter NRP2 | 101919 | 20-Jun-18 (CTTL, No.J18X05032) | Jun-19 |
| Power sensor NRP-Z91 | 101547 | 20-Jun-18 (CTTL, No.J18X05032) | Jun-19 |
| Power sensor NRP-Z91 | 101548 | 20-Jun-18 (CTTL, No.J18X05032) | Jun-19 |
| Reference10dBAttenuator | 18N50W-10dB | 09-Feb-18(CTTL, No.J18X01133) | Feb-20 |
| Reference20dBAttenuator | 18N50W-20dB | 09-Feb-18(CTTL, No.J18X01132) | Feb-20 |
| Reference Probe EX3DV4 | SN 7514 | 27-Aug-18(SPEAG,No.EX3-7514_Aug18) | Aug-19 |
| DAE4 | SN 1555 | 20-Aug-18(SPEAG, No.DAE4-1555_Aug18) | Aug -19 |
| **Secondary Standards** | **ID #** | **Cal Date(Calibrated by, Certificate No.)** | **Scheduled Calibration** |
| SignalGeneratorMG3700A | 6201052605 | 21-Jun-18 (CTTL, No.J18X05033) | Jun-19 |
| Network Analyzer E5071C | MY46110673 | 24-Jan-18 (CTTL, No.J18X00561) | Jan -19 |

| | Name | Function | Signature |
|---|---|---|---|
| Calibrated by: | Yu Zongying | SAR Test Engineer | |
| Reviewed by: | Lin Hao | SAR Test Engineer | |
| Approved by: | Qi Dianyuan | SAR Project Leader | |

Issued: January 17, 2019

This calibration certificate shall not be reproduced except in full without written approval of the laboratory.

In Collaboration with
s p e a g
CALIBRATION LABORATORY

Add: No.51 Xueyuan Road, Haidian District, Beijing, 100191, China
Tel: +86-10-62304633-2512 Fax: +86-10-62304633-2504
E-mail: cttl@chinattl.com Http://www.chinattl.cn

## Glossary:

| | |
|---|---|
| TSL | tissue simulating liquid |
| NORMx,y,z | sensitivity in free space |
| ConvF | sensitivity in TSL / NORMx,y,z |
| DCP | diode compression point |
| CF | crest factor (1/duty_cycle) of the RF signal |
| A,B,C,D | modulation dependent linearization parameters |
| Polarization Φ | Φ rotation around probe axis |
| Polarization θ | θ rotation around an axis that is in the plane normal to probe axis (at measurement center), i θ=0 is normal to probe axis |
| Connector Angle | information used in DASY system to align probe sensor X to the robot coordinate system |

## Calibration is Performed According to the Following Standards:

a) IEEE Std 1528-2013, "IEEE Recommended Practice for Determining the Peak Spatial-Averaged Specific Absorption Rate (SAR) in the Human Head from Wireless Communications Devices: Measurement Techniques", June 2013

b) IEC 62209-1, "Measurement procedure for the assessment of Specific Absorption Rate (SAR) from hand-held and body-mounted devices used next to the ear (frequency range of 300 MHz to 6 GHz)", July 2016

c) IEC 62209-2, "Procedure to determine the Specific Absorption Rate (SAR) for wireless communication devices used in close proximity to the human body (frequency range of 30 MHz to 6 GHz)", March 2010

d) KDB 865664, "SAR Measurement Requirements for 100 MHz to 6 GHz"

## Methods Applied and Interpretation of Parameters:

- *NORMx,y,z:* Assessed for E-field polarization θ=0 (f≤900MHz in TEM-cell; f>1800MHz: waveguide). NORMx,y,z are only intermediate values, i.e., the uncertainties of NORMx,y,z does not effect the $E^2$-field uncertainty inside TSL (see below ConvF).
- *NORM(f)x,y,z = NORMx,y,z* frequency_response* (see Frequency Response Chart). This linearization is implemented in DASY4 software versions later than 4.2. The uncertainty of the frequency response is included in the stated uncertainty of ConvF.
- *DCPx,y,z:* DCP are numerical linearization parameters assessed based on the data of power sweep (no uncertainty required). DCP does not depend on frequency nor media.
- PAR: PAR is the Peak to Average Ratio that is not calibrated but determined based on the signal characteristics.
- *Ax,y,z; Bx,y,z; Cx,y,z;VRx,y,z:*A,B,C are numerical linearization parameters assessed based on the data of power sweep for specific modulation signal. The parameters do not depend on frequency nor media. VR is the maximum calibration range expressed in RMS voltage across the diode.
- *ConvF and Boundary Effect Parameters:* Assessed in flat phantom using E-field (or Temperature Transfer Standard for f≤800MHz) and inside waveguide using analytical field distributions based on power measurements for f >800MHz. The same setups are used for assessment of the parameters applied for boundary compensation (alpha, depth) of which typical uncertainty valued are given. These parameters are used in DASY4 software to improve probe accuracy close to the boundary. The sensitivity in TSL corresponds to NORMx,y,z* ConvF whereby the uncertainty corresponds to that given for ConvF. A frequency dependent ConvF is used in DASY version 4.4 and higher which allows extending the validity from±50MHz to±100MHz.
- *Spherical isotropy (3D deviation from isotropy):* in a field of low gradients realized using a flat phantom exposed by a patch antenna.
- *Sensor Offset:* The sensor offset corresponds to the offset of virtual measurement center from the probe tip (on probe axis). No tolerance required.
- *Connector Angle:* The angle is assessed using the information gained by determining the *NORMx* (no uncertainty required).

In Collaboration with
s p e a g
CALIBRATION LABORATORY
Add: No.51 Xueyuan Road, Haidian District, Beijing, 100191, China
Tel: +86-10-62304633-2512 Fax: +86-10-62304633-2504
E-mail: cttl@chinattl.com Http://www.chinattl.cn

# Probe ES3DV3

# SN: 3124

Calibrated: January 15, 2019

Calibrated for DASY/EASY Systems

(Note: non-compatible with DASY2 system!)

In Collaboration with
s p e a g
CALIBRATION LABORATORY
Add: No.51 Xueyuan Road, Haidian District, Beijing, 100191, China
Tel: +86-10-62304633-2512 Fax: +86-10-62304633-2504
E-mail: cttl@chinattl.com Http://www.chinattl.cn

# DASY/EASY – Parameters of Probe: ES3DV3 - SN: 3124

## Basic Calibration Parameters

| | Sensor X | Sensor Y | Sensor Z | Unc (k=2) |
|---|---|---|---|---|
| Norm(μV/(V/m)²)[A] | 1.25 | 1.29 | 1.27 | ±10.0% |
| DCP(mV)[B] | 105.1 | 103.6 | 103.5 | |

## Modulation Calibration Parameters

| UID | Communication System Name | | A dB | B dB√μV | C | D dB | VR mV | Unc[E] (k=2) |
|---|---|---|---|---|---|---|---|---|
| 0 | CW | X | 0.0 | 0.0 | 1.0 | 0.00 | 277.5 | ±2.2% |
| | | Y | 0.0 | 0.0 | 1.0 | | 275.5 | |
| | | Z | 0.0 | 0.0 | 1.0 | | 274.2 | |

The reported uncertainty of measurement is stated as the standard uncertainty of Measurement multiplied by the coverage factor k=2, which for a normal distribution Corresponds to a coverage probability of approximately 95%.

[A] The uncertainties of Norm X, Y, Z do not affect the $E^2$-field uncertainty inside TSL (see Page 5 and Page 6).
[B] Numerical linearization parameter: uncertainty not required.
[E] Uncertainly is determined using the max. deviation from linear response applying rectangular distribution and is expressed for the square of the field value.

In Collaboration with
s p e a g
CALIBRATION LABORATORY
Add: No.51 Xueyuan Road, Haidian District, Beijing, 100191, China
Tel: +86-10-62304633-2512 Fax: +86-10-62304633-2504
E-mail: cttl@chinattl.com Http://www.chinattl.cn

# DASY/EASY – Parameters of Probe: ES3DV3 - SN: 3124

## Calibration Parameter Determined in Head Tissue Simulating Media

| f [MHz][C] | Relative Permittivity [F] | Conductivity (S/m) [F] | ConvF X | ConvF Y | ConvF Z | Alpha[G] | Depth[G] (mm) | Unct. (k=2) |
|---|---|---|---|---|---|---|---|---|
| 750 | 41.9 | 0.89 | 6.15 | 6.15 | 6.15 | 0.38 | 1.48 | ±12.1% |
| 835 | 41.5 | 0.90 | 5.97 | 5.97 | 5.97 | 0.34 | 1.55 | ±12.1% |
| 900 | 41.5 | 0.97 | 6.04 | 6.04 | 6.04 | 0.38 | 1.54 | ±12.1% |
| 1750 | 40.1 | 1.37 | 5.18 | 5.18 | 5.18 | 0.66 | 1.24 | ±12.1% |
| 1900 | 40.0 | 1.40 | 4.95 | 4.95 | 4.95 | 0.74 | 1.20 | ±12.1% |
| 2000 | 40.0 | 1.40 | 4.94 | 4.94 | 4.94 | 0.69 | 1.24 | ±12.1% |
| 2450 | 39.2 | 1.80 | 4.49 | 4.49 | 4.49 | 0.90 | 1.18 | ±12.1% |
| 2600 | 39.0 | 1.96 | 4.37 | 4.37 | 4.37 | 0.90 | 1.10 | ±12.1% |

[C] Frequency validity above 300 MHz of ±100MHz only applies for DASY v4.4 and higher (Page 2), else it is restricted to ±50MHz. The uncertainty is the RSS of ConvF uncertainty at calibration frequency and the uncertainty for the indicated frequency band. Frequency validity below 300 MHz is ± 10, 25, 40, 50 and 70 MHz for ConvF assessments at 30, 64, 128, 150 and 220 MHz respectively. Above 5 GHz frequency validity can be extended to ± 110 MHz.

[F] At frequency below 3 GHz, the validity of tissue parameters (ε and σ) can be relaxed to ±10% if liquid compensation formula is applied to measured SAR values. At frequencies above 3 GHz, the validity of tissue parameters (ε and σ) is restricted to ±5%. The uncertainty is the RSS of the ConvF uncertainty for indicated target tissue parameters.

[G] Alpha/Depth are determined during calibration. SPEAG warrants that the remaining deviation due to the boundary effect after compensation is always less than ± 1% for frequencies below 3 GHz and below ± 2% for the frequencies between 3-6 GHz at any distance larger than half the probe tip diameter from the boundary.

In Collaboration with
s p e a g
CALIBRATION LABORATORY
Add: No.51 Xueyuan Road, Haidian District, Beijing, 100191, China
Tel: +86-10-62304633-2512 Fax: +86-10-62304633-2504
E-mail: cttl@chinattl.com Http://www.chinattl.cn

# DASY/EASY – Parameters of Probe: ES3DV3 - SN: 3124

## Calibration Parameter Determined in Body Tissue Simulating Media

| f [MHz][C] | Relative Permittivity [F] | Conductivity (S/m) [F] | ConvF X | ConvF Y | ConvF Z | Alpha[G] | Depth[G] (mm) | Unct. (k=2) |
|---|---|---|---|---|---|---|---|---|
| 750 | 55.5 | 0.96 | 6.25 | 6.25 | 6.25 | 0.40 | 1.40 | ±12.1% |
| 835 | 55.2 | 0.97 | 6.07 | 6.07 | 6.07 | 0.44 | 1.56 | ±12.1% |
| 900 | 55.0 | 1.05 | 6.10 | 6.10 | 6.10 | 0.50 | 1.46 | ±12.1% |
| 1750 | 53.4 | 1.49 | 4.90 | 4.90 | 4.90 | 0.66 | 1.27 | ±12.1% |
| 1900 | 53.3 | 1.52 | 4.70 | 4.70 | 4.70 | 0.66 | 1.28 | ±12.1% |
| 2000 | 53.3 | 1.52 | 4.71 | 4.71 | 4.71 | 0.68 | 1.27 | ±12.1% |
| 2450 | 52.7 | 1.95 | 4.31 | 4.31 | 4.31 | 0.71 | 1.40 | ±12.1% |
| 2600 | 52.5 | 2.16 | 4.20 | 4.20 | 4.20 | 0.69 | 1.42 | ±12.1% |

[C] Frequency validity above 300 MHz of ±100MHz only applies for DASY v4.4 and higher (Page 2), else it is restricted to ±50MHz. The uncertainty is the RSS of ConvF uncertainty at calibration frequency and the uncertainty for the indicated frequency band. Frequency validity below 300 MHz is ± 10, 25, 40, 50 and 70 MHz for ConvF assessments at 30, 64, 128, 150 and 220 MHz respectively. Above 5 GHz frequency validity can be extended to ± 110 MHz.

[F] At frequency below 3 GHz, the validity of tissue parameters (ε and σ) can be relaxed to ±10% if liquid compensation formula is applied to measured SAR values. At frequencies above 3 GHz, the validity of tissue parameters (ε and σ) is restricted to ±5%. The uncertainty is the RSS of the ConvF uncertainty for indicated target tissue parameters.

[G] Alpha/Depth are determined during calibration. SPEAG warrants that the remaining deviation due to the boundary effect after compensation is always less than ± 1% for frequencies below 3 GHz and below ± 2% for the frequencies between 3-6 GHz at any distance larger than half the probe tip diameter from the boundary.

In Collaboration with
s p e a g
CALIBRATION LABORATORY
Add: No.51 Xueyuan Road, Haidian District, Beijing, 100191, China
Tel: +86-10-62304633-2512 Fax: +86-10-62304633-2504
E-mail: cttl@chinattl.com Http://www.chinattl.cn

# Frequency Response of E-Field

## (TEM-Cell: ifi110 EXX, Waveguide: R22)

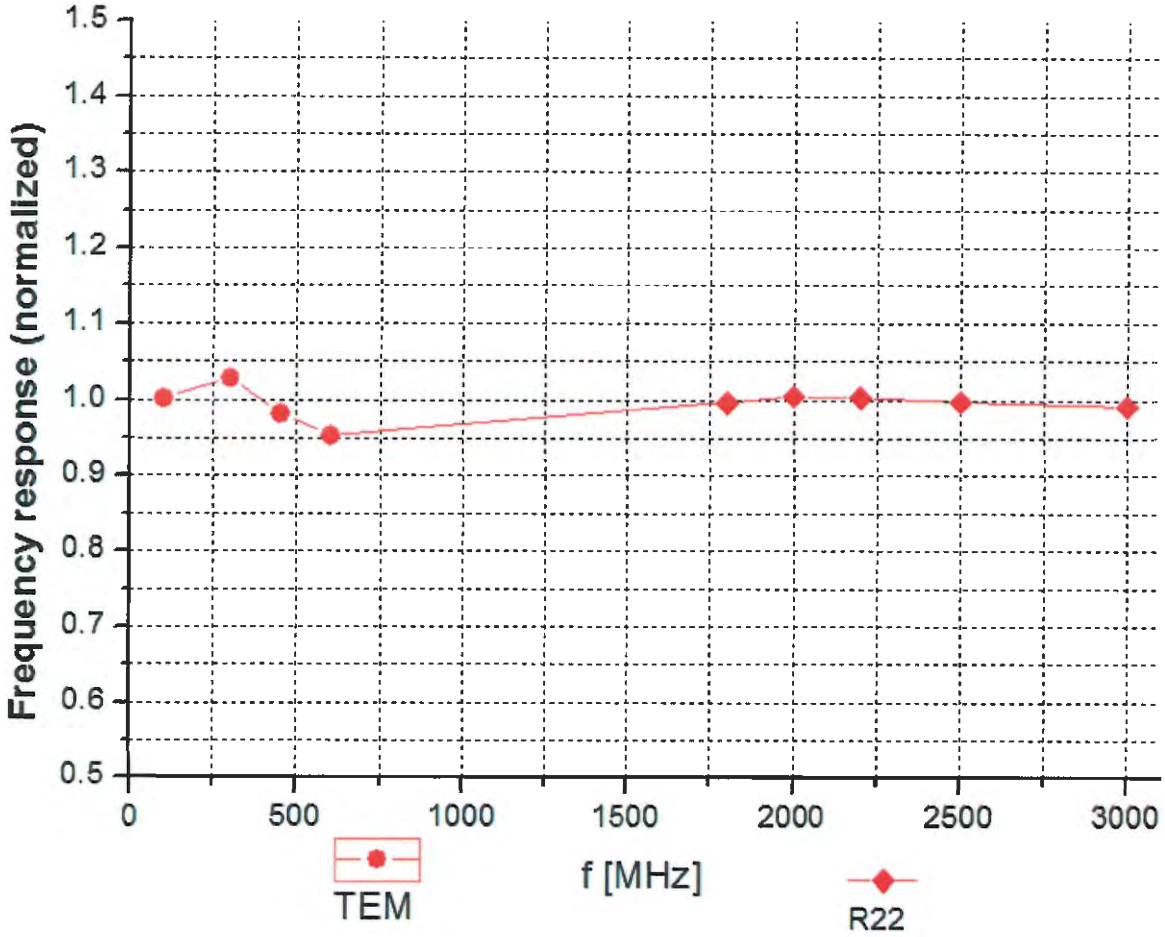


**Uncertainty of Frequency Response of E-field: ±7.4% (k=2)**

In Collaboration with
s p e a g
CALIBRATION LABORATORY
Add: No.51 Xueyuan Road, Haidian District, Beijing, 100191, China
Tel: +86-10-62304633-2512 Fax: +86-10-62304633-2504
E-mail: cttl@chinattl.com Http://www.chinattl.cn

# Receiving Pattern (Φ), θ=0°

## f=600 MHz, TEM

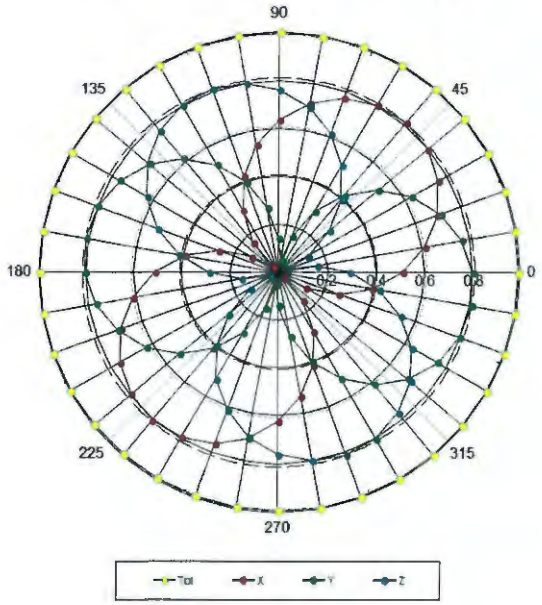


## f=1800 MHz, R22

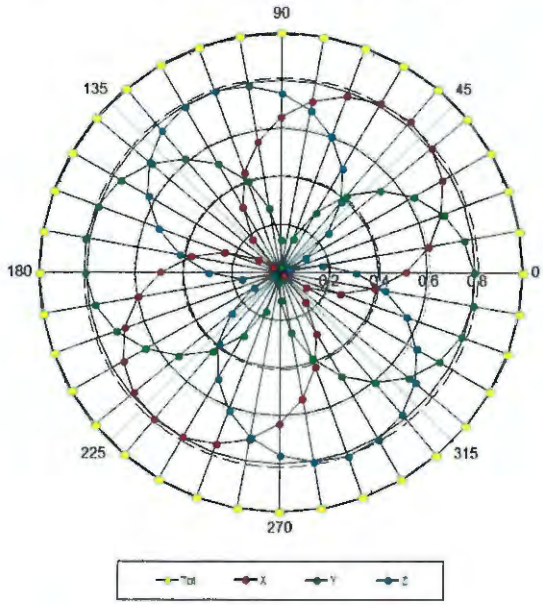


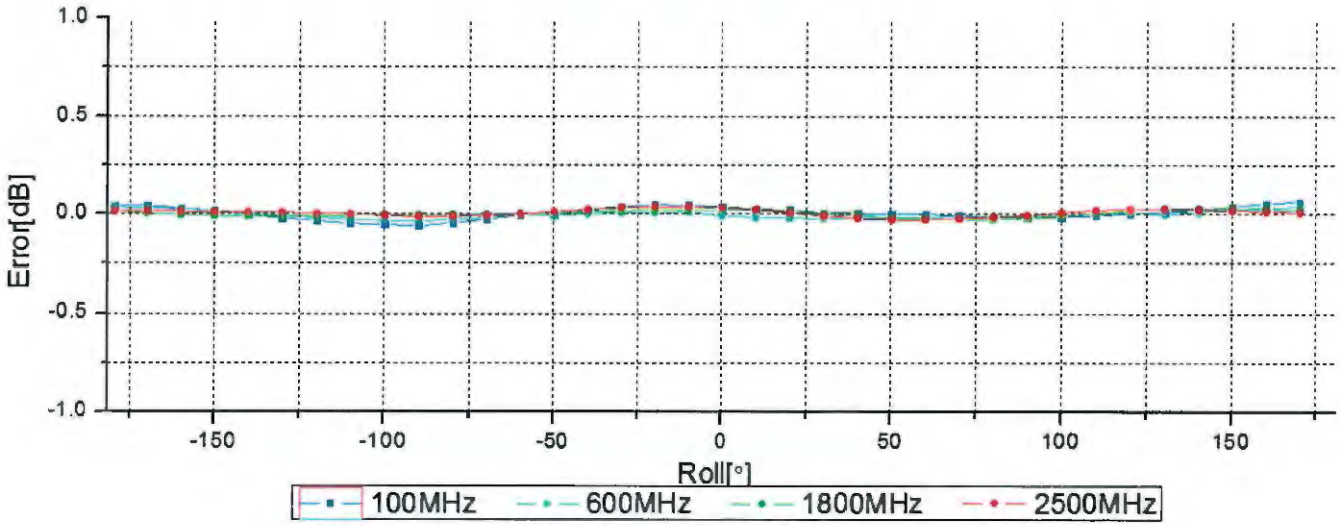


**Uncertainty of Axial Isotropy Assessment: ±1.2% (k=2)**

In Collaboration with
s p e a g
CALIBRATION LABORATORY
Add: No.51 Xueyuan Road, Haidian District, Beijing, 100191, China
Tel: +86-10-62304633-2512 Fax: +86-10-62304633-2504
E-mail: cttl@chinattl.com Http://www.chinattl.cn

# Dynamic Range f(SAR$_{head}$)
## (TEM cell, f = 900 MHz)

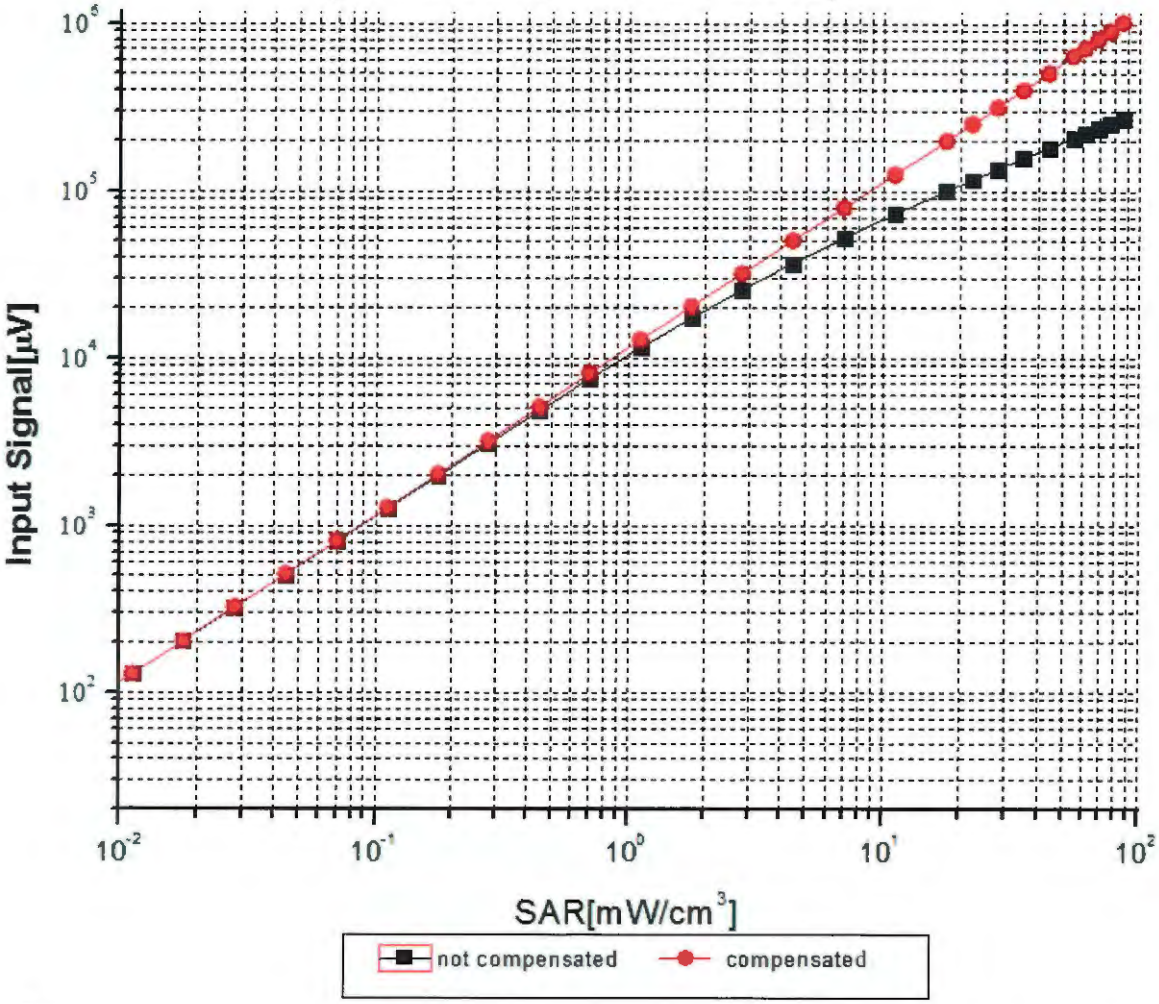


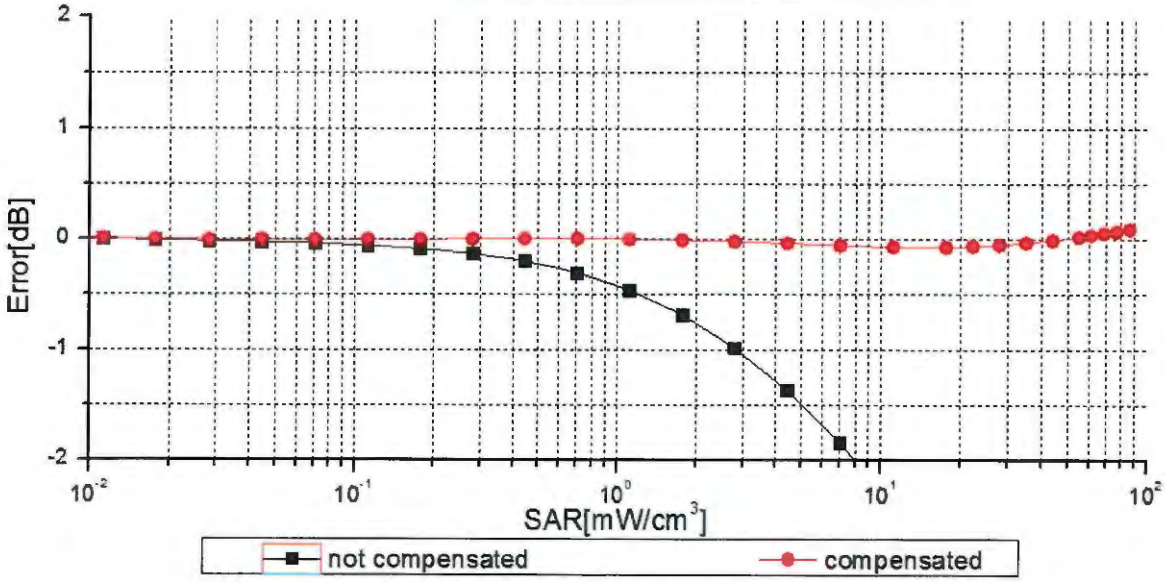


**Uncertainty of Linearity Assessment: ±0.9% (k=2)**

In Collaboration with
s p e a g
CALIBRATION LABORATORY
Add: No.51 Xueyuan Road, Haidian District, Beijing, 100191, China
Tel: +86-10-62304633-2512 Fax: +86-10-62304633-2504
E-mail: cttl@chinattl.com Http://www.chinattl.cn

# Conversion Factor Assessment

## f=750 MHz, WGLS R9(H_convF)

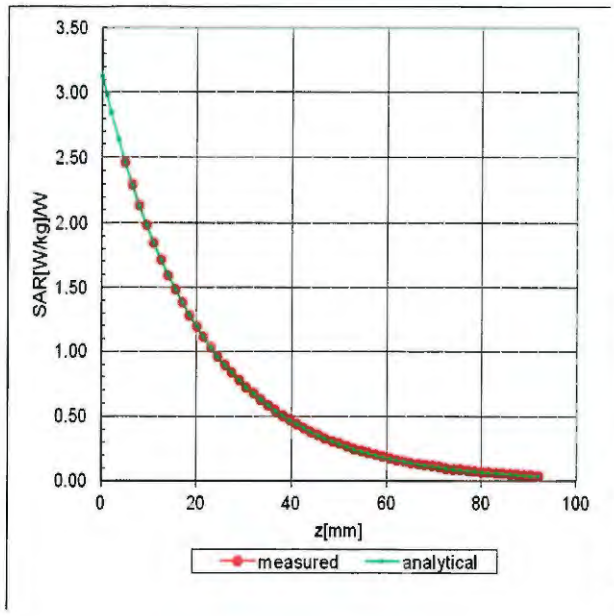


## f=1750 MHz, WGLS R22(H_convF)

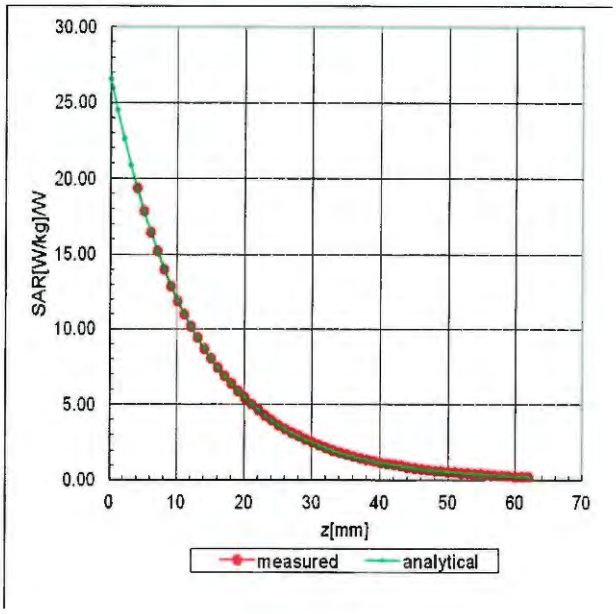


# Deviation from Isotropy in Liquid

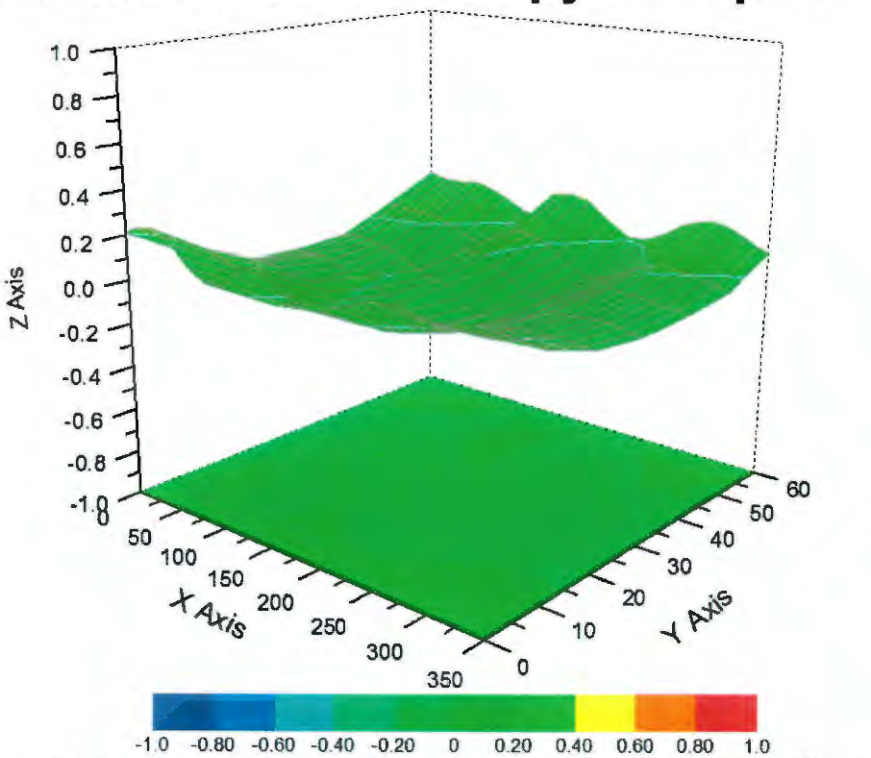


**Uncertainty of Spherical Isotropy Assessment: ±3.2% (K=2)**

In Collaboration with
s p e a g
CALIBRATION LABORATORY
Add: No.51 Xueyuan Road, Haidian District, Beijing, 100191, China
Tel: +86-10-62304633-2512 Fax: +86-10-62304633-2504
E-mail: cttl@chinattl.com Http://www.chinattl.cn

# DASY/EASY – Parameters of Probe: ES3DV3 - SN: 3124

## Other Probe Parameters

| | |
|---|---|
| Sensor Arrangement | Triangular |
| Connector Angle (°) | 127.8 |
| Mechanical Surface Detection Mode | enabled |
| Optical Surface Detection Mode | disable |
| Probe Overall Length | 337mm |
| Probe Body Diameter | 10mm |
| Tip Length | 10mm |
| Tip Diameter | 4mm |
| Probe Tip to Sensor X Calibration Point | 2mm |
| Probe Tip to Sensor Y Calibration Point | 2mm |
| Probe Tip to Sensor Z Calibration Point | 2mm |
| Recommended Measurement Distance from Surface | 3mm |

**Calibration Laboratory of**
Schmid & Partner
Engineering AG
**Zeughausstrasse 43, 8004 Zurich, Switzerland**

**S** Schweizerischer Kalibrierdienst
**C** Service suisse d'étalonnage
**S** Servizio svizzero di taratura
Swiss Calibration Service

Accredited by the Swiss Accreditation Service (SAS)
**The Swiss Accreditation Service is one of the signatories to the EA Multilateral Agreement for the recognition of calibration certificates**

**Accreditation No.: SCS 0108**

**Client** **Sporton**

**Certificate No: EX3-3925_May19**

# CALIBRATION CERTIFICATE

| | |
|---|---|
| Object | EX3DV4 - SN:3925 |
| Calibration procedure(s) | QA CAL-01.v9, QA CAL-12.v9, QA CAL-14.v5, QA CAL-23.v5, QA CAL-25.v7<br>Calibration procedure for dosimetric E-field probes |
| Calibration date: | May 24, 2019 |

This calibration certificate documents the traceability to national standards, which realize the physical units of measurements (SI).
The measurements and the uncertainties with confidence probability are given on the following pages and are part of the certificate.

All calibrations have been conducted in the closed laboratory facility: environment temperature (22 ± 3)°C and humidity < 70%.

Calibration Equipment used (M&TE critical for calibration)

| Primary Standards | ID | Cal Date (Certificate No.) | Scheduled Calibration |
|---|---|---|---|
| Power meter NRP | SN: 104778 | 03-Apr-19 (No. 217-02892/02893) | Apr-20 |
| Power sensor NRP-Z91 | SN: 103244 | 03-Apr-19 (No. 217-02892) | Apr-20 |
| Power sensor NRP-Z91 | SN: 103245 | 03-Apr-19 (No. 217-02893) | Apr-20 |
| Reference 20 dB Attenuator | SN: S5277 (20x) | 04-Apr-19 (No. 217-02894) | Apr-20 |
| DAE4 | SN: 660 | 19-Dec-18 (No. DAE4-660_Dec18) | Dec-19 |
| Reference Probe ES3DV2 | SN: 3013 | 31-Dec-18 (No. ES3-3013_Dec18) | Dec-19 |
| | | | |
| Secondary Standards | ID | Check Date (in house) | Scheduled Check |
| Power meter E4419B | SN: GB41293874 | 06-Apr-16 (in house check Jun-18) | In house check: Jun-20 |
| Power sensor E4412A | SN: MY41498087 | 06-Apr-16 (in house check Jun-18) | In house check: Jun-20 |
| Power sensor E4412A | SN: 000110210 | 06-Apr-16 (in house check Jun-18) | In house check: Jun-20 |
| RF generator HP 8648C | SN: US3642U01700 | 04-Aug-99 (in house check Jun-18) | In house check: Jun-20 |
| Network Analyzer E8358A | SN: US41080477 | 31-Mar-14 (in house check Oct-18) | In house check: Oct-19 |

| | Name | Function | Signature |
|---|---|---|---|
| Calibrated by: | Michael Weber | Laboratory Technician | M.Weber |
| Approved by: | Katja Pokovic | Technical Manager | |

Issued: May 28, 2019

This calibration certificate shall not be reproduced except in full without written approval of the laboratory.

## Glossary:

| | |
|---|---|
| TSL | tissue simulating liquid |
| NORMx,y,z | sensitivity in free space |
| ConvF | sensitivity in TSL / NORMx,y,z |
| DCP | diode compression point |
| CF | crest factor (1/duty_cycle) of the RF signal |
| A, B, C, D | modulation dependent linearization parameters |
| Polarization φ | φ rotation around probe axis |
| Polarization ϑ | ϑ rotation around an axis that is in the plane normal to probe axis (at measurement center), i.e., ϑ = 0 is normal to probe axis |
| Connector Angle | information used in DASY system to align probe sensor X to the robot coordinate system |

## Calibration is Performed According to the Following Standards:

a) IEEE Std 1528-2013, "IEEE Recommended Practice for Determining the Peak Spatial-Averaged Specific Absorption Rate (SAR) in the Human Head from Wireless Communications Devices: Measurement Techniques", June 2013
b) IEC 62209-1, ", "Measurement procedure for the assessment of Specific Absorption Rate (SAR) from hand-held and body-mounted devices used next to the ear (frequency range of 300 MHz to 6 GHz)", July 2016
c) IEC 62209-2, "Procedure to determine the Specific Absorption Rate (SAR) for wireless communication devices used in close proximity to the human body (frequency range of 30 MHz to 6 GHz)", March 2010
d) KDB 865664, "SAR Measurement Requirements for 100 MHz to 6 GHz"

## Methods Applied and Interpretation of Parameters:

- *NORMx,y,z:* Assessed for E-field polarization ϑ = 0 (f ≤ 900 MHz in TEM-cell; f > 1800 MHz: R22 waveguide). NORMx,y,z are only intermediate values, i.e., the uncertainties of NORMx,y,z does not affect the $E^2$-field uncertainty inside TSL (see below *ConvF*).
- *NORM(f)x,y,z = NORMx,y,z * frequency_response* (see Frequency Response Chart). This linearization is implemented in DASY4 software versions later than 4.2. The uncertainty of the frequency response is included in the stated uncertainty of *ConvF*.
- *DCPx,y,z:* DCP are numerical linearization parameters assessed based on the data of power sweep with CW signal (no uncertainty required). DCP does not depend on frequency nor media.
- *PAR:* PAR is the Peak to Average Ratio that is not calibrated but determined based on the signal characteristics
- *Ax,y,z; Bx,y,z; Cx,y,z; Dx,y,z; VRx,y,z: A, B, C, D* are numerical linearization parameters assessed based on the data of power sweep for specific modulation signal. The parameters do not depend on frequency nor media. *VR* is the maximum calibration range expressed in RMS voltage across the diode.
- *ConvF and Boundary Effect Parameters:* Assessed in flat phantom using E-field (or Temperature Transfer Standard for f ≤ 800 MHz) and inside waveguide using analytical field distributions based on power measurements for f > 800 MHz. The same setups are used for assessment of the parameters applied for boundary compensation (alpha, depth) of which typical uncertainty values are given. These parameters are used in DASY4 software to improve probe accuracy close to the boundary. The sensitivity in TSL corresponds to *NORMx,y,z * ConvF* whereby the uncertainty corresponds to that given for *ConvF*. A frequency dependent *ConvF* is used in DASY version 4.4 and higher which allows extending the validity from ± 50 MHz to ± 100 MHz.
- *Spherical isotropy (3D deviation from isotropy)*: in a field of low gradients realized using a flat phantom exposed by a patch antenna.
- *Sensor Offset*: The sensor offset corresponds to the offset of virtual measurement center from the probe tip (on probe axis). No tolerance required.
- *Connector Angle*: The angle is assessed using the information gained by determining the *NORMx* (no uncertainty required).

# DASY/EASY - Parameters of Probe: EX3DV4 - SN:3925

## Basic Calibration Parameters

| | Sensor X | Sensor Y | Sensor Z | Unc (k=2) |
|---|---|---|---|---|
| Norm ($\mu V/(V/m)^2$)[A] | 0.58 | 0.51 | 0.48 | ± 10.1 % |
| DCP (mV)[B] | 99.3 | 100.9 | 97.6 | |

## Calibration Results for Modulation Response

| UID | Communication System Name | | A dB | B dB√μV | C | D dB | VR mV | Max dev. | Unc[E] (k=2) |
|---|---|---|---|---|---|---|---|---|---|
| 0 | CW | X | 0.0 | 0.0 | 1.0 | 0.00 | 146.9 | ±3.3 % | ± 4.7 % |
| | | Y | 0.0 | 0.0 | 1.0 | | 145.6 | | |
| | | Y | 0.0 | 0.0 | 1.0 | | 132.7 | | |

The reported uncertainty of measurement is stated as the standard uncertainty of measurement multiplied by the coverage factor k=2, which for a normal distribution corresponds to a coverage probability of approximately 95%.

[A] The uncertainties of Norm X,Y,Z do not affect the $E^2$-field uncertainty inside TSL (see Page 5).
[B] Numerical linearization parameter: uncertainty not required.
[E] Uncertainty is determined using the max. deviation from linear response applying rectangular distribution and is expressed for the square of the field value.

# DASY/EASY - Parameters of Probe: EX3DV4 - SN:3925

## Other Probe Parameters

| | |
|---|---|
| Sensor Arrangement | Triangular |
| Connector Angle (°) | 92.6 |
| Mechanical Surface Detection Mode | enabled |
| Optical Surface Detection Mode | disabled |
| Probe Overall Length | 337 mm |
| Probe Body Diameter | 10 mm |
| Tip Length | 9 mm |
| Tip Diameter | 2.5 mm |
| Probe Tip to Sensor X Calibration Point | 1 mm |
| Probe Tip to Sensor Y Calibration Point | 1 mm |
| Probe Tip to Sensor Z Calibration Point | 1 mm |
| Recommended Measurement Distance from Surface | 1.4 mm |

# DASY/EASY - Parameters of Probe: EX3DV4 - SN:3925

## Calibration Parameter Determined in Head Tissue Simulating Media

| f (MHz) [C] | Relative Permittivity [F] | Conductivity (S/m) [F] | ConvF X | ConvF Y | ConvF Z | Alpha [G] | Depth [G] (mm) | Unc (k=2) |
|---|---|---|---|---|---|---|---|---|
| 6 | 55.5 | 0.75 | 19.93 | 19.93 | 19.93 | 0.00 | 1.00 | ± 13.3 % |
| 750 | 41.9 | 0.89 | 10.39 | 10.39 | 10.39 | 0.48 | 0.98 | ± 12.0 % |
| 835 | 41.5 | 0.90 | 10.18 | 10.18 | 10.18 | 0.62 | 0.80 | ± 12.0 % |
| 900 | 41.5 | 0.97 | 9.92 | 9.92 | 9.92 | 0.46 | 0.93 | ± 12.0 % |
| 1750 | 40.1 | 1.37 | 8.84 | 8.84 | 8.84 | 0.37 | 0.80 | ± 12.0 % |
| 1900 | 40.0 | 1.40 | 8.46 | 8.46 | 8.46 | 0.33 | 0.80 | ± 12.0 % |
| 2000 | 40.0 | 1.40 | 8.32 | 8.32 | 8.32 | 0.36 | 0.80 | ± 12.0 % |
| 2300 | 39.5 | 1.67 | 7.97 | 7.97 | 7.97 | 0.30 | 0.86 | ± 12.0 % |
| 2450 | 39.2 | 1.80 | 7.64 | 7.64 | 7.64 | 0.28 | 0.93 | ± 12.0 % |
| 2600 | 39.0 | 1.96 | 7.43 | 7.43 | 7.43 | 0.40 | 0.86 | ± 12.0 % |
| 3500 | 37.9 | 2.91 | 7.16 | 7.16 | 7.16 | 0.30 | 1.25 | ± 14.0 % |
| 3700 | 37.7 | 3.12 | 6.71 | 6.71 | 6.71 | 0.30 | 1.25 | ± 14.0 % |
| 5250 | 35.9 | 4.71 | 5.15 | 5.15 | 5.15 | 0.40 | 1.80 | ± 14.0 % |
| 5600 | 35.5 | 5.07 | 4.60 | 4.60 | 4.60 | 0.40 | 1.80 | ± 14.0 % |
| 5750 | 35.4 | 5.22 | 4.82 | 4.82 | 4.82 | 0.40 | 1.80 | ± 14.0 % |

[C] Frequency validity above 300 MHz of ± 100 MHz only applies for DASY v4.4 and higher (see Page 2), else it is restricted to ± 50 MHz. The uncertainty is the RSS of the ConvF uncertainty at calibration frequency and the uncertainty for the indicated frequency band. Frequency validity below 300 MHz is ± 10, 25, 40, 50 and 70 MHz for ConvF assessments at 30, 64, 128, 150 and 220 MHz respectively. Validity of ConvF assessed at 6 MHz is 4-9 MHz, and ConvF assessed at 13 MHz is 9-19 MHz. Above 5 GHz frequency validity can be extended to ± 110 MHz.

[F] At frequencies below 3 GHz, the validity of tissue parameters (ε and σ) can be relaxed to ± 10% if liquid compensation formula is applied to measured SAR values. At frequencies above 3 GHz, the validity of tissue parameters (ε and σ) is restricted to ± 5%. The uncertainty is the RSS of the ConvF uncertainty for indicated target tissue parameters.

[G] Alpha/Depth are determined during calibration. SPEAG warrants that the remaining deviation due to the boundary effect after compensation is always less than ± 1% for frequencies below 3 GHz and below ± 2% for frequencies between 3-6 GHz at any distance larger than half the probe tip diameter from the boundary.

# Frequency Response of E-Field

**(TEM-Cell:ifi110 EXX, Waveguide: R22)**

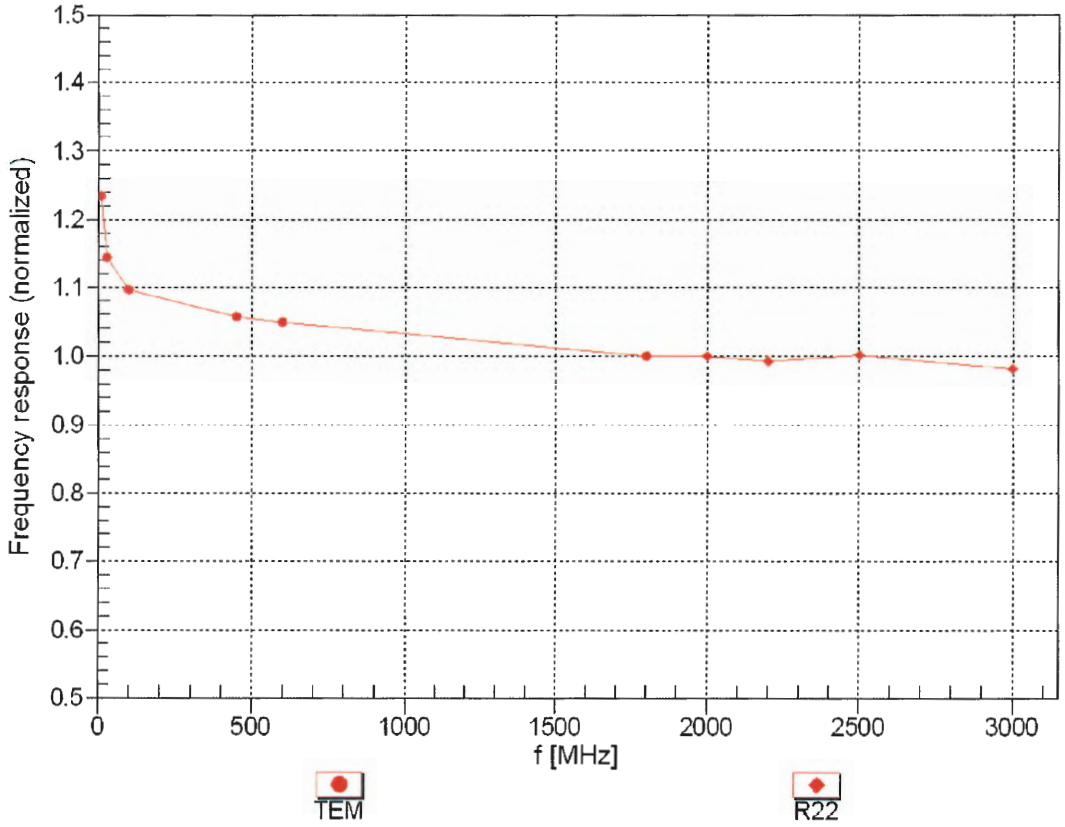


**Uncertainty of Frequency Response of E-field: ± 6.3% (k=2)**

# Receiving Pattern (ϕ), ϑ = 0°

f=600 MHz,TEM

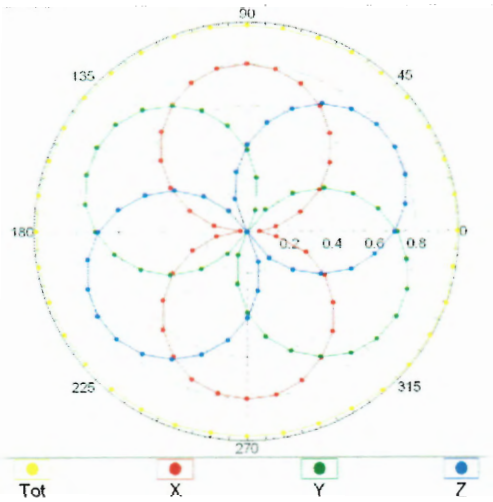


f=1800 MHz,R22

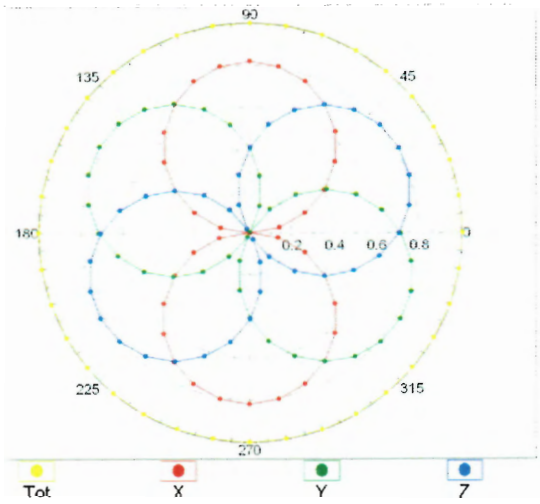


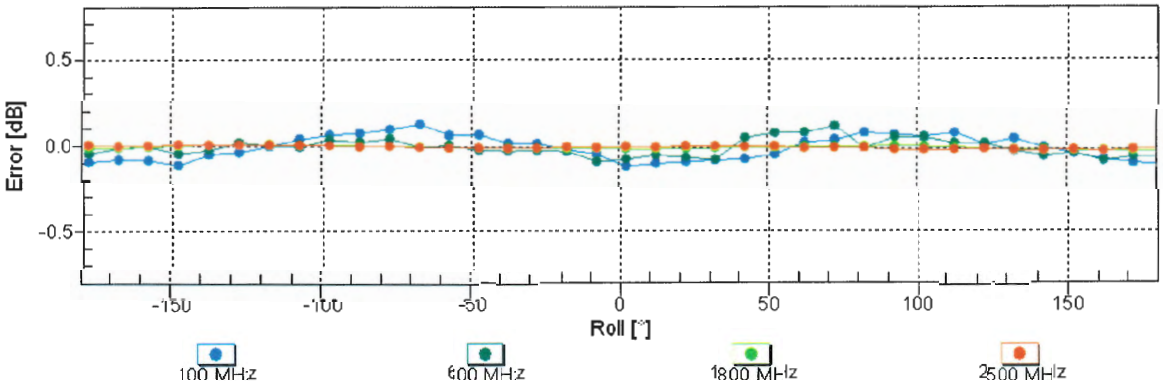


**Uncertainty of Axial Isotropy Assessment: ± 0.5% (k=2)**

# Dynamic Range f($SAR_{head}$)

**(TEM cell , $f_{eval}$= 1900 MHz)**

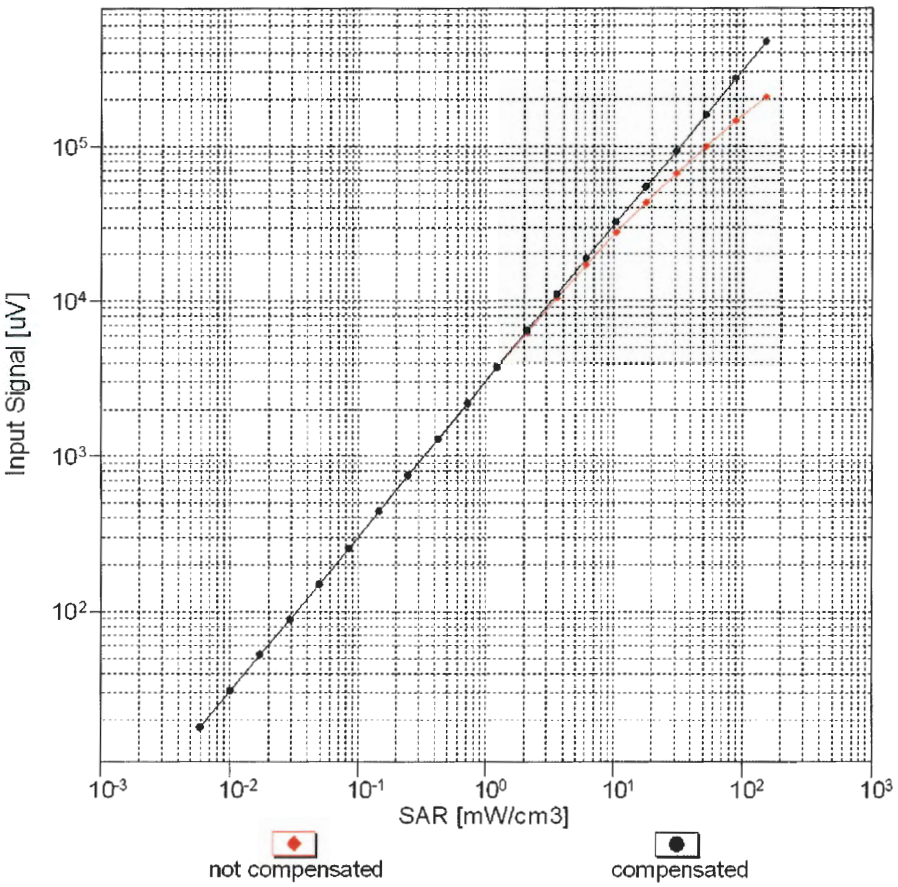


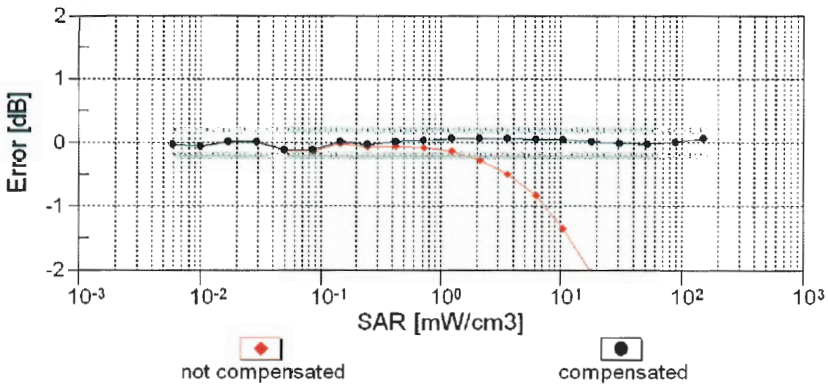


**Uncertainty of Linearity Assessment: ± 0.6% (k=2)**

# Conversion Factor Assessment

f = 835 MHz,WGLS R9 (H_convF)

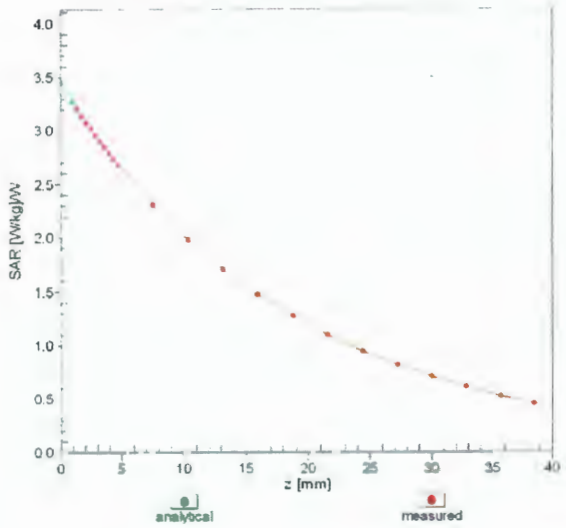


f = 1900 MHz,WGLS R22 (H_convF)

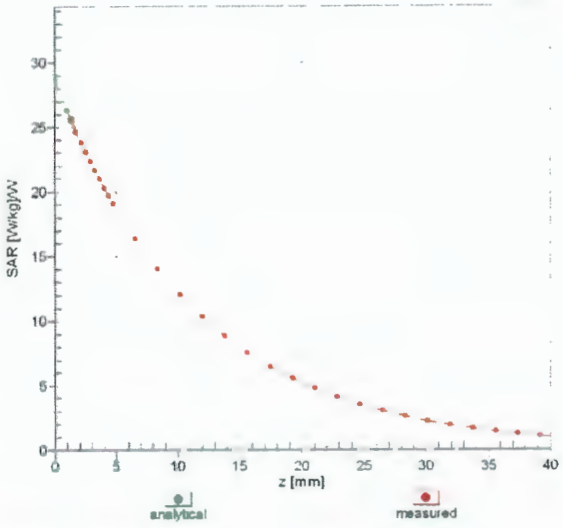


# Deviation from Isotropy in Liquid

**Error (ϕ, ϑ), f = 900 MHz**

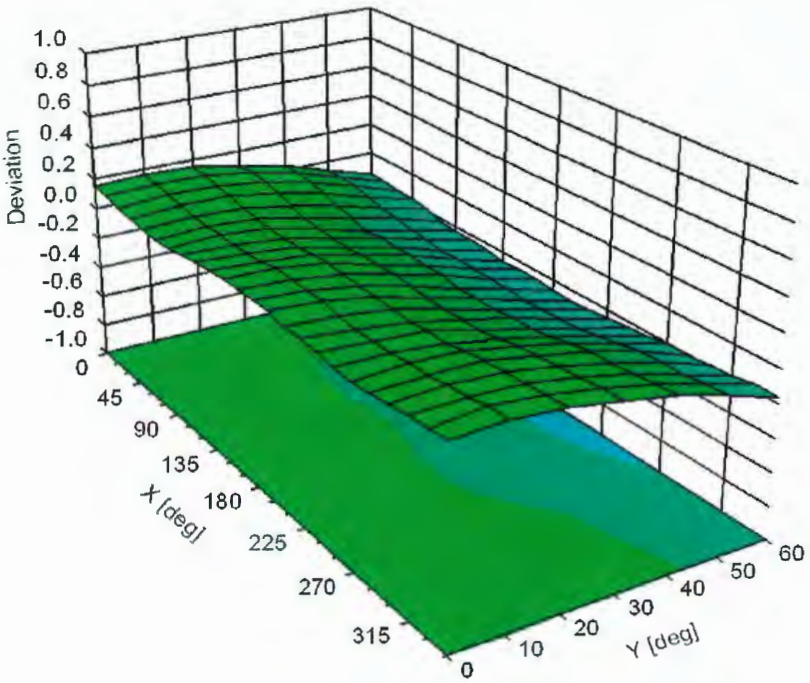

**Uncertainty of Spherical Isotropy Assessment: ± 2.6% (k=2)**

**Calibration Laboratory of**
Schmid & Partner
Engineering AG
**Zeughausstrasse 43, 8004 Zurich, Switzerland**

**S** Schweizerischer Kalibrierdienst
**C** Service suisse d'étalonnage
**S** Servizio svizzero di taratura
Swiss Calibration Service

Accredited by the Swiss Accreditation Service (SAS)
**The Swiss Accreditation Service is one of the signatories to the EA Multilateral Agreement for the recognition of calibration certificates**

**Accreditation No.: SCS 0108**

**Client** Sporton

**Certificate No: EX3-3931_Sep18/2**

# CALIBRATION CERTIFICATE (Replacement of No: EX3-3931_Sep18)

| | |
|---|---|
| Object | EX3DV4 - SN:3931 |
| Calibration procedure(s) | QA CAL-01.v9, QA CAL-14.v4, QA CAL-23.v5, QA CAL-25.v6<br>Calibration procedure for dosimetric E-field probes |
| Calibration date: | September 27, 2018 |

This calibration certificate documents the traceability to national standards, which realize the physical units of measurements (SI).
The measurements and the uncertainties with confidence probability are given on the following pages and are part of the certificate.

All calibrations have been conducted in the closed laboratory facility: environment temperature (22 ± 3)°C and humidity < 70%.

Calibration Equipment used (M&TE critical for calibration)

| Primary Standards | ID | Cal Date (Certificate No.) | Scheduled Calibration |
|---|---|---|---|
| Power meter NRP | SN: 104778 | 04-Apr-18 (No. 217-02672/02673) | Apr-19 |
| Power sensor NRP-Z91 | SN: 103244 | 04-Apr-18 (No. 217-02672) | Apr-19 |
| Power sensor NRP-Z91 | SN: 103245 | 04-Apr-18 (No. 217-02673) | Apr-19 |
| Reference 20 dB Attenuator | SN: S5277 (20x) | 04-Apr-18 (No. 217-02682) | Apr-19 |
| Reference Probe ES3DV2 | SN: 3013 | 30-Dec-17 (No. ES3-3013_Dec17) | Dec-18 |
| DAE4 | SN: 660 | 21-Dec-17 (No. DAE4-660_Dec17) | Dec-18 |
| | | | |
| Secondary Standards | ID | Check Date (in house) | Scheduled Check |
| Power meter E4419B | SN: GB41293874 | 06-Apr-16 (in house check Jun-18) | In house check: Jun-20 |
| Power sensor E4412A | SN: MY41498087 | 06-Apr-16 (in house check Jun-18) | In house check: Jun-20 |
| Power sensor E4412A | SN: 000110210 | 06-Apr-16 (in house check Jun-18) | In house check: Jun-20 |
| RF generator HP 8648C | SN: US3642U01700 | 04-Aug-99 (in house check Jun-18) | In house check: Jun-20 |
| Network Analyzer E8358A | SN: US41080477 | 31-Mar-14 (in house check Oct-17) | In house check: Oct-18 |

| | Name | Function | Signature |
|---|---|---|---|
| Calibrated by: | Michael Weber | Laboratory Technician | |
| Approved by: | Katja Pokovic | Technical Manager | |

Issued: October 25, 2018

This calibration certificate shall not be reproduced except in full without written approval of the laboratory.

## Glossary:

| | |
|---|---|
| TSL | tissue simulating liquid |
| NORMx,y,z | sensitivity in free space |
| ConvF | sensitivity in TSL / NORMx,y,z |
| DCP | diode compression point |
| CF | crest factor (1/duty_cycle) of the RF signal |
| A, B, C, D | modulation dependent linearization parameters |
| Polarization φ | φ rotation around probe axis |
| Polarization ϑ | ϑ rotation around an axis that is in the plane normal to probe axis (at measurement center), i.e., ϑ = 0 is normal to probe axis |
| Connector Angle | information used in DASY system to align probe sensor X to the robot coordinate system |

## Calibration is Performed According to the Following Standards:

a) IEEE Std 1528-2013, "IEEE Recommended Practice for Determining the Peak Spatial-Averaged Specific Absorption Rate (SAR) in the Human Head from Wireless Communications Devices: Measurement Techniques", June 2013
b) IEC 62209-1, ", "Measurement procedure for the assessment of Specific Absorption Rate (SAR) from hand-held and body-mounted devices used next to the ear (frequency range of 300 MHz to 6 GHz)", July 2016
c) IEC 62209-2, "Procedure to determine the Specific Absorption Rate (SAR) for wireless communication devices used in close proximity to the human body (frequency range of 30 MHz to 6 GHz)", March 2010
d) KDB 865664, "SAR Measurement Requirements for 100 MHz to 6 GHz"

## Methods Applied and Interpretation of Parameters:

- *NORMx,y,z:* Assessed for E-field polarization ϑ = 0 (f ≤ 900 MHz in TEM-cell; f > 1800 MHz: R22 waveguide). NORMx,y,z are only intermediate values, i.e., the uncertainties of NORMx,y,z does not affect the $E^2$-field uncertainty inside TSL (see below *ConvF*).
- *NORM(f)x,y,z = NORMx,y,z * frequency_response* (see Frequency Response Chart). This linearization is implemented in DASY4 software versions later than 4.2. The uncertainty of the frequency response is included in the stated uncertainty of *ConvF*.
- *DCPx,y,z:* DCP are numerical linearization parameters assessed based on the data of power sweep with CW signal (no uncertainty required). DCP does not depend on frequency nor media.
- *PAR:* PAR is the Peak to Average Ratio that is not calibrated but determined based on the signal characteristics
- *Ax,y,z; Bx,y,z; Cx,y,z; Dx,y,z; VRx,y,z: A, B, C, D* are numerical linearization parameters assessed based on the data of power sweep for specific modulation signal. The parameters do not depend on frequency nor media. *VR* is the maximum calibration range expressed in RMS voltage across the diode.
- *ConvF and Boundary Effect Parameters:* Assessed in flat phantom using E-field (or Temperature Transfer Standard for f ≤ 800 MHz) and inside waveguide using analytical field distributions based on power measurements for f > 800 MHz. The same setups are used for assessment of the parameters applied for boundary compensation (alpha, depth) of which typical uncertainty values are given. These parameters are used in DASY4 software to improve probe accuracy close to the boundary. The sensitivity in TSL corresponds to *NORMx,y,z * ConvF* whereby the uncertainty corresponds to that given for *ConvF*. A frequency dependent *ConvF* is used in DASY version 4.4 and higher which allows extending the validity from ± 50 MHz to ± 100 MHz.
- *Spherical isotropy (3D deviation from isotropy)*: in a field of low gradients realized using a flat phantom exposed by a patch antenna.
- *Sensor Offset*: The sensor offset corresponds to the offset of virtual measurement center from the probe tip (on probe axis). No tolerance required.
- *Connector Angle*: The angle is assessed using the information gained by determining the *NORMx* (no uncertainty required).

# Probe EX3DV4

# SN:3931

Manufactured: July 24, 2013
Calibrated: September 27, 2018

Calibrated for DASY/EASY Systems
(Note: non-compatible with DASY2 system!)

# DASY/EASY - Parameters of Probe: EX3DV4 - SN:3931

## Basic Calibration Parameters

| | Sensor X | Sensor Y | Sensor Z | Unc (k=2) |
|---|---|---|---|---|
| Norm ($\mu V/(V/m)^2$)[A] | 0.50 | 0.55 | 0.49 | ± 10.1 % |
| DCP (mV)[B] | 100.9 | 100.9 | 100.9 | |

## Modulation Calibration Parameters

| UID | Communication System Name | | A dB | B dB$\sqrt{\mu V}$ | C | D dB | VR mV | Unc[E] (k=2) |
|---|---|---|---|---|---|---|---|---|
| 0 | CW | X | 0.0 | 0.0 | 1.0 | 0.00 | 139.0 | ±3.0 % |
| | | Y | 0.0 | 0.0 | 1.0 | | 152.6 | |
| | | Z | 0.0 | 0.0 | 1.0 | | 139.0 | |

Note: For details on UID parameters see Appendix.

## Sensor Model Parameters

| | C1 fF | C2 fF | α $V^{-1}$ | T1 $ms.V^{-2}$ | T2 $ms.V^{-1}$ | T3 ms | T4 $V^{-2}$ | T5 $V^{-1}$ | T6 |
|---|---|---|---|---|---|---|---|---|---|
| X | 38.65 | 296.1 | 37.26 | 12.16 | 0.622 | 5.089 | 0.000 | 0.379 | 1.012 |
| Y | 57.59 | 425.2 | 35.06 | 26.36 | 1.062 | 5.100 | 1.675 | 0.401 | 1.010 |
| Z | 50.51 | 384.9 | 36.83 | 20.98 | 1.058 | 5.100 | 0.000 | 0.641 | 1.011 |

The reported uncertainty of measurement is stated as the standard uncertainty of measurement multiplied by the coverage factor k=2, which for a normal distribution corresponds to a coverage probability of approximately 95%.

[A] The uncertainties of Norm X,Y,Z do not affect the $E^2$-field uncertainty inside TSL (see Pages 5 and 6).
[B] Numerical linearization parameter: uncertainty not required.
[E] Uncertainty is determined using the max. deviation from linear response applying rectangular distribution and is expressed for the square of the field value.

# DASY/EASY - Parameters of Probe: EX3DV4 - SN:3931

## Calibration Parameter Determined in Head Tissue Simulating Media

| f (MHz) [C] | Relative Permittivity [F] | Conductivity (S/m) [F] | ConvF X | ConvF Y | ConvF Z | Alpha [G] | Depth [G] (mm) | Unc (k=2) |
|---|---|---|---|---|---|---|---|---|
| 750 | 41.9 | 0.89 | 10.54 | 10.54 | 10.54 | 0.56 | 0.86 | ± 12.0 % |
| 835 | 41.5 | 0.90 | 10.07 | 10.07 | 10.07 | 0.49 | 0.85 | ± 12.0 % |
| 900 | 41.5 | 0.97 | 9.87 | 9.87 | 9.87 | 0.45 | 0.84 | ± 12.0 % |
| 1450 | 40.5 | 1.20 | 8.75 | 8.75 | 8.75 | 0.32 | 0.80 | ± 12.0 % |
| 1750 | 40.1 | 1.37 | 8.62 | 8.62 | 8.62 | 0.38 | 0.80 | ± 12.0 % |
| 1900 | 40.0 | 1.40 | 8.33 | 8.33 | 8.33 | 0.31 | 0.80 | ± 12.0 % |
| 2000 | 40.0 | 1.40 | 8.18 | 8.18 | 8.18 | 0.34 | 0.84 | ± 12.0 % |
| 2300 | 39.5 | 1.67 | 7.83 | 7.83 | 7.83 | 0.31 | 0.89 | ± 12.0 % |
| 2450 | 39.2 | 1.80 | 7.54 | 7.54 | 7.54 | 0.35 | 0.81 | ± 12.0 % |
| 2600 | 39.0 | 1.96 | 7.30 | 7.30 | 7.30 | 0.37 | 0.85 | ± 12.0 % |
| 3500 | 37.9 | 2.91 | 7.20 | 7.20 | 7.20 | 0.25 | 1.20 | ± 14.0 % |
| 3700 | 37.7 | 3.12 | 7.09 | 7.09 | 7.09 | 0.25 | 1.20 | ± 14.0 % |
| 5250 | 35.9 | 4.71 | 5.12 | 5.12 | 5.12 | 0.40 | 1.80 | ± 14.0 % |
| 5600 | 35.5 | 5.07 | 4.47 | 4.47 | 4.47 | 0.40 | 1.80 | ± 14.0 % |
| 5750 | 35.4 | 5.22 | 4.72 | 4.72 | 4.72 | 0.40 | 1.80 | ± 14.0 % |

[C] Frequency validity above 300 MHz of ± 100 MHz only applies for DASY v4.4 and higher (see Page 2), else it is restricted to ± 50 MHz. The uncertainty is the RSS of the ConvF uncertainty at calibration frequency and the uncertainty for the indicated frequency band. Frequency validity below 300 MHz is ± 10, 25, 40, 50 and 70 MHz for ConvF assessments at 30, 64, 128, 150 and 220 MHz respectively. Above 5 GHz frequency validity can be extended to ± 110 MHz.

[F] At frequencies up to 6 GHz, the validity of tissue parameters (ε and σ) can be relaxed to ± 10% if liquid compensation formula is applied to measured SAR values. The uncertainty is the RSS of the ConvF uncertainty for indicated target tissue parameters.

[G] Alpha/Depth are determined during calibration. SPEAG warrants that the remaining deviation due to the boundary effect after compensation is always less than ± 1% for frequencies below 3 GHz and below ± 2% for frequencies between 3-6 GHz at any distance larger than half the probe tip diameter from the boundary.

# DASY/EASY - Parameters of Probe: EX3DV4 - SN:3931

## Calibration Parameter Determined in Body Tissue Simulating Media

| f (MHz) [C] | Relative Permittivity [F] | Conductivity (S/m) [F] | ConvF X | ConvF Y | ConvF Z | Alpha [G] | Depth [G] (mm) | Unc (k=2) |
|---|---|---|---|---|---|---|---|---|
| 750 | 55.5 | 0.96 | 10.17 | 10.17 | 10.17 | 0.50 | 0.80 | ± 12.0 % |
| 835 | 55.2 | 0.97 | 9.92 | 9.92 | 9.92 | 0.47 | 0.80 | ± 12.0 % |
| 1450 | 54.0 | 1.30 | 8.53 | 8.53 | 8.53 | 0.34 | 0.80 | ± 12.0 % |
| 1750 | 53.4 | 1.49 | 8.40 | 8.40 | 8.40 | 0.40 | 0.84 | ± 12.0 % |
| 1900 | 53.3 | 1.52 | 8.00 | 8.00 | 8.00 | 0.32 | 0.97 | ± 12.0 % |
| 2300 | 52.9 | 1.81 | 7.87 | 7.87 | 7.87 | 0.38 | 0.88 | ± 12.0 % |
| 2450 | 52.7 | 1.95 | 7.56 | 7.56 | 7.56 | 0.36 | 0.87 | ± 12.0 % |
| 2600 | 52.5 | 2.16 | 7.43 | 7.43 | 7.43 | 0.25 | 1.05 | ± 12.0 % |
| 3500 | 51.3 | 3.31 | 7.32 | 7.32 | 7.32 | 0.23 | 1.20 | ± 14.0 % |
| 3700 | 51.0 | 3.55 | 6.96 | 6.96 | 6.96 | 0.25 | 1.20 | ± 14.0 % |
| 5250 | 48.9 | 5.36 | 4.40 | 4.40 | 4.40 | 0.50 | 1.90 | ± 14.0 % |
| 5600 | 48.5 | 5.77 | 3.82 | 3.82 | 3.82 | 0.50 | 1.90 | ± 14.0 % |
| 5750 | 48.3 | 5.94 | 4.11 | 4.11 | 4.11 | 0.50 | 1.90 | ± 14.0 % |

[C] Frequency validity above 300 MHz of ± 100 MHz only applies for DASY v4.4 and higher (see Page 2), else it is restricted to ± 50 MHz. The uncertainty is the RSS of the ConvF uncertainty at calibration frequency and the uncertainty for the indicated frequency band. Frequency validity below 300 MHz is ± 10, 25, 40, 50 and 70 MHz for ConvF assessments at 30, 64, 128, 150 and 220 MHz respectively. Above 5 GHz frequency validity can be extended to ± 110 MHz.

[F] At frequencies up to 6 GHz, the validity of tissue parameters ($\varepsilon$ and $\sigma$) can be relaxed to ± 10% if liquid compensation formula is applied to measured SAR values. The uncertainty is the RSS of the ConvF uncertainty for indicated target tissue parameters.

[G] Alpha/Depth are determined during calibration. SPEAG warrants that the remaining deviation due to the boundary effect after compensation is always less than ± 1% for frequencies below 3 GHz and below ± 2% for frequencies between 3-6 GHz at any distance larger than half the probe tip diameter from the boundary.

# Frequency Response of E-Field

**(TEM-Cell:ifi110 EXX, Waveguide: R22)**

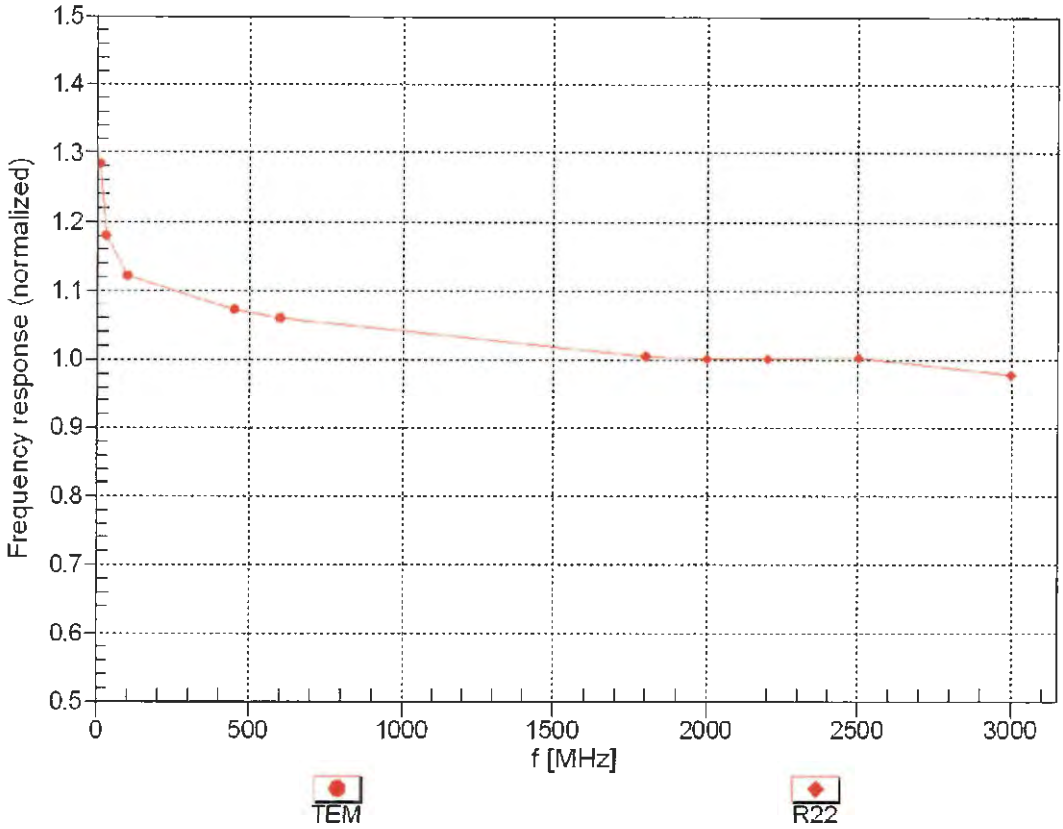


**Uncertainty of Frequency Response of E-field: ± 6.3% (k=2)**

# Receiving Pattern (ϕ), ϑ = 0°

f=600 MHz,TEM

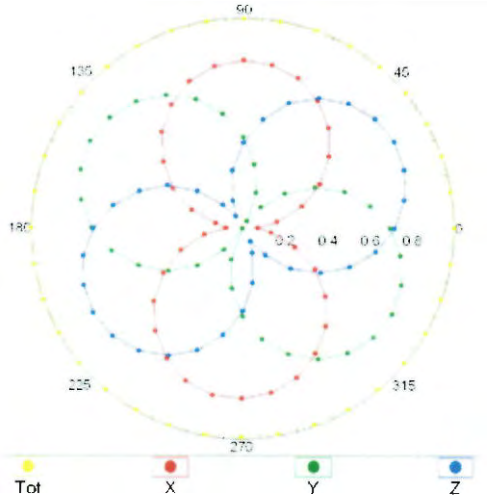


f=1800 MHz,R22

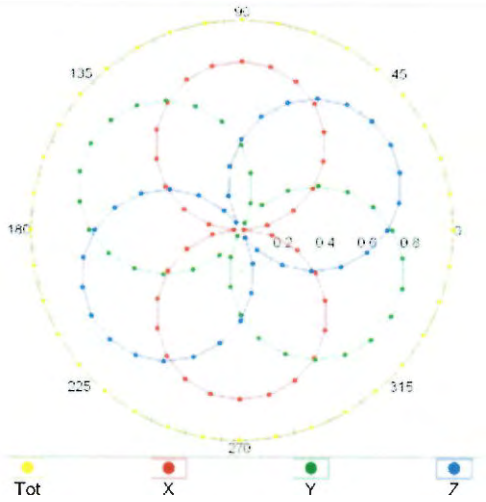


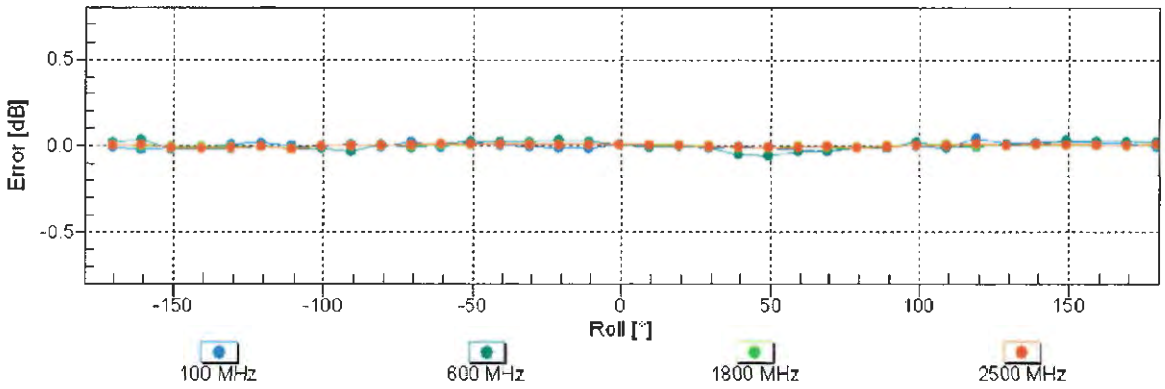


**Uncertainty of Axial Isotropy Assessment: ± 0.5% (k=2)**

# Dynamic Range f($SAR_{head}$)

**(TEM cell , $f_{eval}$= 1900 MHz)**

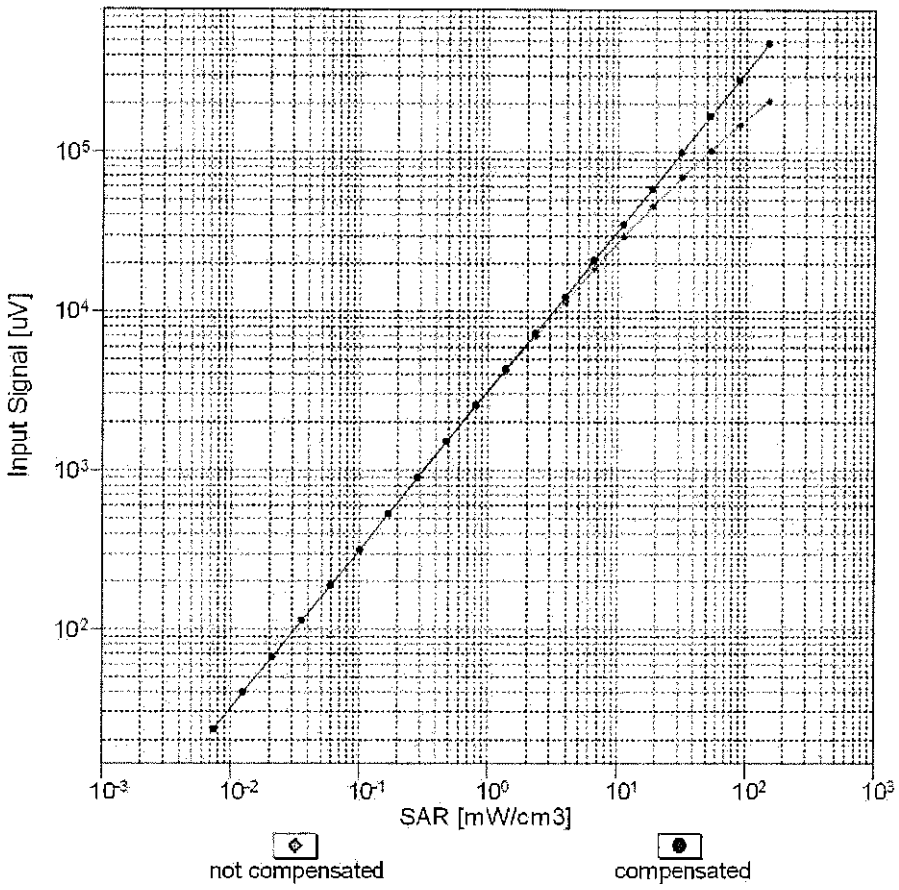


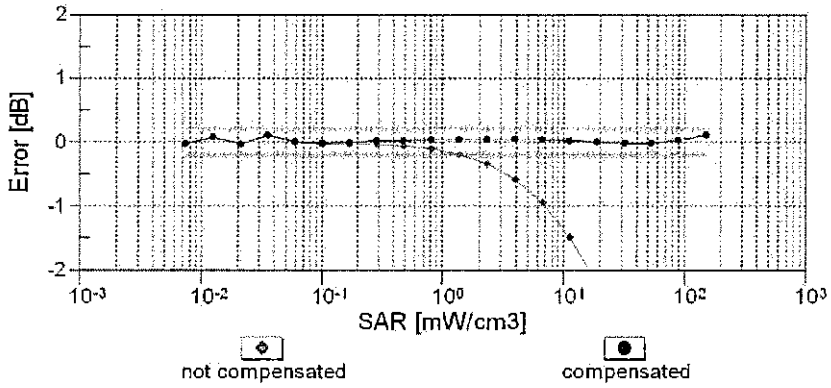


**Uncertainty of Linearity Assessment: ± 0.6% (k=2)**

# Conversion Factor Assessment

f = 835 MHz,WGLS R9 (H_convF)

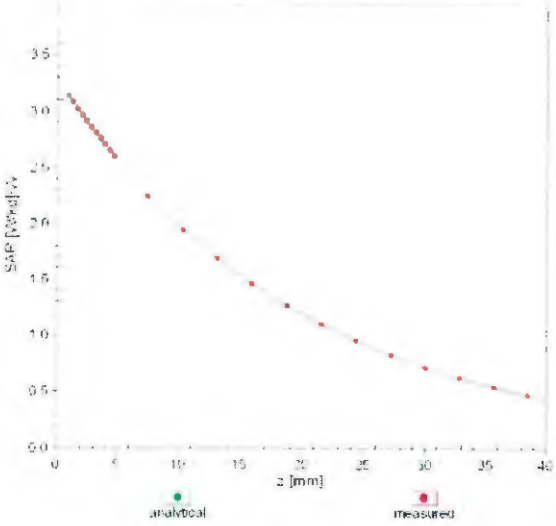


f = 1900 MHz,WGLS R22 (H_convF)

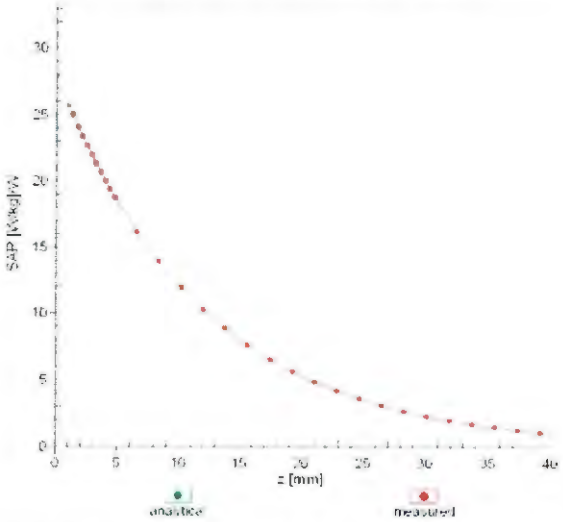


# Deviation from Isotropy in Liquid

**Error (ϕ, ϑ), f = 900 MHz**

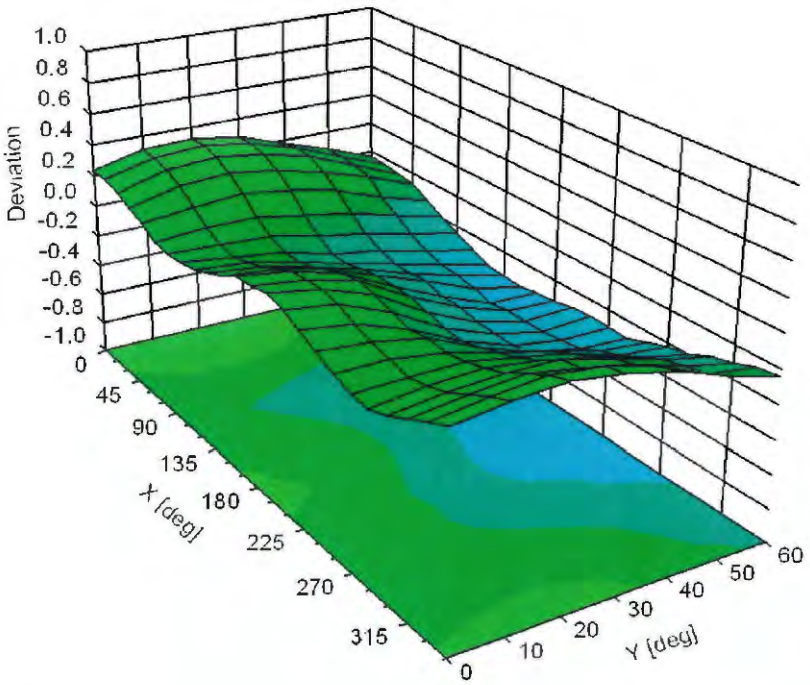





**Uncertainty of Spherical Isotropy Assessment: ± 2.6% (k=2)**

# DASY/EASY - Parameters of Probe: EX3DV4 - SN:3931

## Other Probe Parameters

| | |
|---|---|
| Sensor Arrangement | Triangular |
| Connector Angle (°) | 129.2 |
| Mechanical Surface Detection Mode | enabled |
| Optical Surface Detection Mode | disabled |
| Probe Overall Length | 337 mm |
| Probe Body Diameter | 10 mm |
| Tip Length | 9 mm |
| Tip Diameter | 2.5 mm |
| Probe Tip to Sensor X Calibration Point | 1 mm |
| Probe Tip to Sensor Y Calibration Point | 1 mm |
| Probe Tip to Sensor Z Calibration Point | 1 mm |
| Recommended Measurement Distance from Surface | 1.4 mm |

## Appendix: Modulation Calibration Parameters

| UID | Communication System Name | | A dB | B dB√µV | C | D dB | VR mV | Max Unc[E] (k=2) |
|---|---|---|---|---|---|---|---|---|
| 0 | CW | X | 0.00 | 0.00 | 1.00 | 0.00 | 139.0 | ± 3.0 % |
| | | Y | 0.00 | 0.00 | 1.00 | | 152.6 | |
| | | Z | 0.00 | 0.00 | 1.00 | | 139.0 | |
| 10010-CAA | SAR Validation (Square, 100ms, 10ms) | X | 2.98 | 68.78 | 11.88 | 10.00 | 20.0 | ± 9.6 % |
| | | Y | 11.08 | 83.23 | 18.45 | | 20.0 | |
| | | Z | 3.82 | 70.83 | 13.35 | | 20.0 | |
| 10011-CAB | UMTS-FDD (WCDMA) | X | 0.94 | 67.17 | 14.82 | 0.00 | 150.0 | ± 9.6 % |
| | | Y | 1.26 | 71.34 | 17.62 | | 150.0 | |
| | | Z | 0.88 | 65.57 | 13.77 | | 150.0 | |
| 10012-CAB | IEEE 802.11b WiFi 2.4 GHz (DSSS, 1 Mbps) | X | 1.12 | 63.89 | 15.26 | 0.41 | 150.0 | ± 9.6 % |
| | | Y | 1.29 | 65.84 | 16.66 | | 150.0 | |
| | | Z | 1.12 | 63.61 | 14.84 | | 150.0 | |
| 10013-CAB | IEEE 802.11g WiFi 2.4 GHz (DSSS-OFDM, 6 Mbps) | X | 4.76 | 66.84 | 17.22 | 1.46 | 150.0 | ± 9.6 % |
| | | Y | 5.04 | 67.03 | 17.41 | | 150.0 | |
| | | Z | 4.89 | 66.66 | 17.10 | | 150.0 | |
| 10021-DAC | GSM-FDD (TDMA, GMSK) | X | 100.00 | 116.20 | 28.42 | 9.39 | 50.0 | ± 9.6 % |
| | | Y | 100.00 | 117.71 | 30.18 | | 50.0 | |
| | | Z | 100.00 | 117.04 | 29.42 | | 50.0 | |
| 10023-DAC | GPRS-FDD (TDMA, GMSK, TN 0) | X | 100.00 | 115.58 | 28.19 | 9.57 | 50.0 | ± 9.6 % |
| | | Y | 100.00 | 117.65 | 30.20 | | 50.0 | |
| | | Z | 100.00 | 116.89 | 29.40 | | 50.0 | |
| 10024-DAC | GPRS-FDD (TDMA, GMSK, TN 0-1) | X | 100.00 | 116.04 | 27.20 | 6.56 | 60.0 | ± 9.6 % |
| | | Y | 100.00 | 115.58 | 28.22 | | 60.0 | |
| | | Z | 100.00 | 113.80 | 26.92 | | 60.0 | |
| 10025-DAC | EDGE-FDD (TDMA, 8PSK, TN 0) | X | 4.34 | 71.41 | 27.04 | 12.57 | 50.0 | ± 9.6 % |
| | | Y | 31.37 | 129.63 | 49.80 | | 50.0 | |
| | | Z | 4.85 | 72.44 | 26.90 | | 50.0 | |
| 10026-DAC | EDGE-FDD (TDMA, 8PSK, TN 0-1) | X | 8.70 | 92.05 | 33.25 | 9.56 | 60.0 | ± 9.6 % |
| | | Y | 37.55 | 123.82 | 42.78 | | 60.0 | |
| | | Z | 14.17 | 100.29 | 35.20 | | 60.0 | |
| 10027-DAC | GPRS-FDD (TDMA, GMSK, TN 0-1-2) | X | 100.00 | 117.42 | 26.97 | 4.80 | 80.0 | ± 9.6 % |
| | | Y | 100.00 | 115.63 | 27.48 | | 80.0 | |
| | | Z | 100.00 | 112.45 | 25.54 | | 80.0 | |
| 10028-DAC | GPRS-FDD (TDMA, GMSK, TN 0-1-2-3) | X | 100.00 | 119.60 | 27.12 | 3.55 | 100.0 | ± 9.6 % |
| | | Y | 100.00 | 117.03 | 27.40 | | 100.0 | |
| | | Z | 100.00 | 111.73 | 24.51 | | 100.0 | |
| 10029-DAC | EDGE-FDD (TDMA, 8PSK, TN 0-1-2) | X | 5.51 | 81.28 | 27.79 | 7.80 | 80.0 | ± 9.6 % |
| | | Y | 16.20 | 102.62 | 34.91 | | 80.0 | |
| | | Z | 8.72 | 88.93 | 29.95 | | 80.0 | |
| 10030-CAA | IEEE 802.15.1 Bluetooth (GFSK, DH1) | X | 100.00 | 114.20 | 25.86 | 5.30 | 70.0 | ± 9.6 % |
| | | Y | 100.00 | 114.49 | 27.26 | | 70.0 | |
| | | Z | 100.00 | 111.66 | 25.48 | | 70.0 | |
| 10031-CAA | IEEE 802.15.1 Bluetooth (GFSK, DH3) | X | 100.00 | 111.64 | 22.30 | 1.88 | 100.0 | ± 9.6 % |
| | | Y | 100.00 | 120.00 | 27.22 | | 100.0 | |
| | | Z | 100.00 | 105.58 | 20.52 | | 100.0 | |

| | | | | | | | | |
|---|---|---|---|---|---|---|---|---|
| 10032-CAA | IEEE 802.15.1 Bluetooth (GFSK, DH5) | X | 100.00 | 106.66 | 19.36 | 1.17 | 100.0 | ± 9.6 % |
| | | Y | 100.00 | 129.09 | 29.86 | | 100.0 | |
| | | Z | 100.00 | 100.41 | 17.51 | | 100.0 | |
| 10033-CAA | IEEE 802.15.1 Bluetooth (PI/4-DQPSK, DH1) | X | 100.00 | 127.15 | 33.55 | 5.30 | 70.0 | ± 9.6 % |
| | | Y | 100.00 | 127.76 | 34.93 | | 70.0 | |
| | | Z | 59.15 | 117.88 | 31.76 | | 70.0 | |
| 10034-CAA | IEEE 802.15.1 Bluetooth (PI/4-DQPSK, DH3) | X | 6.05 | 85.97 | 20.30 | 1.88 | 100.0 | ± 9.6 % |
| | | Y | 37.67 | 113.78 | 30.06 | | 100.0 | |
| | | Z | 5.46 | 83.88 | 20.33 | | 100.0 | |
| 10035-CAA | IEEE 802.15.1 Bluetooth (PI/4-DQPSK, DH5) | X | 2.54 | 75.80 | 16.41 | 1.17 | 100.0 | ± 9.6 % |
| | | Y | 9.62 | 95.00 | 24.82 | | 100.0 | |
| | | Z | 2.62 | 75.26 | 16.92 | | 100.0 | |
| 10036-CAA | IEEE 802.15.1 Bluetooth (8-DPSK, DH1) | X | 100.00 | 127.67 | 33.78 | 5.30 | 70.0 | ± 9.6 % |
| | | Y | 100.00 | 128.07 | 35.08 | | 70.0 | |
| | | Z | 100.00 | 126.41 | 33.87 | | 70.0 | |
| 10037-CAA | IEEE 802.15.1 Bluetooth (8-DPSK, DH3) | X | 4.89 | 83.37 | 19.46 | 1.88 | 100.0 | ± 9.6 % |
| | | Y | 33.54 | 112.05 | 29.58 | | 100.0 | |
| | | Z | 4.98 | 82.71 | 19.90 | | 100.0 | |
| 10038-CAA | IEEE 802.15.1 Bluetooth (8-DPSK, DH5) | X | 2.63 | 76.52 | 16.82 | 1.17 | 100.0 | ± 9.6 % |
| | | Y | 10.34 | 96.47 | 25.37 | | 100.0 | |
| | | Z | 2.70 | 75.90 | 17.28 | | 100.0 | |
| 10039-CAB | CDMA2000 (1xRTT, RC1) | X | 1.27 | 68.24 | 12.65 | 0.00 | 150.0 | ± 9.6 % |
| | | Y | 2.96 | 79.02 | 19.36 | | 150.0 | |
| | | Z | 1.43 | 68.49 | 13.67 | | 150.0 | |
| 10042-CAB | IS-54 / IS-136 FDD (TDMA/FDM, PI/4-DQPSK, Halfrate) | X | 100.00 | 111.62 | 25.49 | 7.78 | 50.0 | ± 9.6 % |
| | | Y | 100.00 | 113.56 | 27.46 | | 50.0 | |
| | | Z | 100.00 | 111.63 | 26.11 | | 50.0 | |
| 10044-CAA | IS-91/EIA/TIA-553 FDD (FDMA, FM) | X | 0.05 | 121.01 | 9.03 | 0.00 | 150.0 | ± 9.6 % |
| | | Y | 0.00 | 110.84 | 2.05 | | 150.0 | |
| | | Z | 0.11 | 122.12 | 11.56 | | 150.0 | |
| 10048-CAA | DECT (TDD, TDMA/FDM, GFSK, Full Slot, 24) | X | 100.00 | 113.04 | 28.58 | 13.80 | 25.0 | ± 9.6 % |
| | | Y | 100.00 | 119.61 | 32.43 | | 25.0 | |
| | | Z | 100.00 | 118.75 | 31.63 | | 25.0 | |
| 10049-CAA | DECT (TDD, TDMA/FDM, GFSK, Double Slot, 12) | X | 100.00 | 114.11 | 27.88 | 10.79 | 40.0 | ± 9.6 % |
| | | Y | 100.00 | 117.92 | 30.63 | | 40.0 | |
| | | Z | 100.00 | 117.10 | 29.81 | | 40.0 | |
| 10056-CAA | UMTS-TDD (TD-SCDMA, 1.28 Mcps) | X | 100.00 | 123.55 | 33.20 | 9.03 | 50.0 | ± 9.6 % |
| | | Y | 83.61 | 121.90 | 34.13 | | 50.0 | |
| | | Z | 34.13 | 106.38 | 29.51 | | 50.0 | |
| 10058-DAC | EDGE-FDD (TDMA, 8PSK, TN 0-1-2-3) | X | 4.31 | 76.36 | 24.89 | 6.55 | 100.0 | ± 9.6 % |
| | | Y | 10.05 | 91.97 | 30.43 | | 100.0 | |
| | | Z | 6.38 | 82.59 | 26.75 | | 100.0 | |
| 10059-CAB | IEEE 802.11b WiFi 2.4 GHz (DSSS, 2 Mbps) | X | 1.17 | 65.20 | 16.03 | 0.61 | 110.0 | ± 9.6 % |
| | | Y | 1.45 | 68.25 | 17.88 | | 110.0 | |
| | | Z | 1.21 | 65.23 | 15.72 | | 110.0 | |
| 10060-CAB | IEEE 802.11b WiFi 2.4 GHz (DSSS, 5.5 Mbps) | X | 100.00 | 139.91 | 36.29 | 1.30 | 110.0 | ± 9.6 % |
| | | Y | 100.00 | 136.64 | 35.69 | | 110.0 | |
| | | Z | 100.00 | 130.57 | 32.58 | | 110.0 | |

| | | | | | | | | |
|---|---|---|---|---|---|---|---|---|
| 10061-CAB | IEEE 802.11b WiFi 2.4 GHz (DSSS, 11 Mbps) | X | 3.96 | 87.39 | 25.12 | 2.04 | 110.0 | ± 9.6 % |
| | | Y | 46.99 | 126.16 | 35.72 | | 110.0 | |
| | | Z | 6.52 | 92.09 | 25.74 | | 110.0 | |
| 10062-CAC | IEEE 802.11a/h WiFi 5 GHz (OFDM, 6 Mbps) | X | 4.53 | 66.72 | 16.56 | 0.49 | 100.0 | ± 9.6 % |
| | | Y | 4.82 | 66.95 | 16.78 | | 100.0 | |
| | | Z | 4.65 | 66.50 | 16.42 | | 100.0 | |
| 10063-CAC | IEEE 802.11a/h WiFi 5 GHz (OFDM, 9 Mbps) | X | 4.55 | 66.84 | 16.68 | 0.72 | 100.0 | ± 9.6 % |
| | | Y | 4.85 | 67.09 | 16.91 | | 100.0 | |
| | | Z | 4.68 | 66.63 | 16.54 | | 100.0 | |
| 10064-CAC | IEEE 802.11a/h WiFi 5 GHz (OFDM, 12 Mbps) | X | 4.81 | 67.07 | 16.90 | 0.86 | 100.0 | ± 9.6 % |
| | | Y | 5.17 | 67.39 | 17.16 | | 100.0 | |
| | | Z | 4.98 | 66.94 | 16.80 | | 100.0 | |
| 10065-CAC | IEEE 802.11a/h WiFi 5 GHz (OFDM, 18 Mbps) | X | 4.69 | 66.98 | 17.03 | 1.21 | 100.0 | ± 9.6 % |
| | | Y | 5.05 | 67.38 | 17.31 | | 100.0 | |
| | | Z | 4.87 | 66.91 | 16.95 | | 100.0 | |
| 10066-CAC | IEEE 802.11a/h WiFi 5 GHz (OFDM, 24 Mbps) | X | 4.71 | 67.01 | 17.21 | 1.46 | 100.0 | ± 9.6 % |
| | | Y | 5.09 | 67.45 | 17.51 | | 100.0 | |
| | | Z | 4.90 | 66.98 | 17.15 | | 100.0 | |
| 10067-CAC | IEEE 802.11a/h WiFi 5 GHz (OFDM, 36 Mbps) | X | 5.02 | 67.31 | 17.72 | 2.04 | 100.0 | ± 9.6 % |
| | | Y | 5.38 | 67.54 | 17.93 | | 100.0 | |
| | | Z | 5.20 | 67.17 | 17.62 | | 100.0 | |
| 10068-CAC | IEEE 802.11a/h WiFi 5 GHz (OFDM, 48 Mbps) | X | 5.06 | 67.27 | 17.92 | 2.55 | 100.0 | ± 9.6 % |
| | | Y | 5.48 | 67.81 | 18.26 | | 100.0 | |
| | | Z | 5.28 | 67.34 | 17.91 | | 100.0 | |
| 10069-CAC | IEEE 802.11a/h WiFi 5 GHz (OFDM, 54 Mbps) | X | 5.13 | 67.31 | 18.12 | 2.67 | 100.0 | ± 9.6 % |
| | | Y | 5.55 | 67.71 | 18.42 | | 100.0 | |
| | | Z | 5.36 | 67.31 | 18.09 | | 100.0 | |
| 10071-CAB | IEEE 802.11g WiFi 2.4 GHz (DSSS/OFDM, 9 Mbps) | X | 4.86 | 66.95 | 17.55 | 1.99 | 100.0 | ± 9.6 % |
| | | Y | 5.16 | 67.19 | 17.76 | | 100.0 | |
| | | Z | 5.00 | 66.81 | 17.45 | | 100.0 | |
| 10072-CAB | IEEE 802.11g WiFi 2.4 GHz (DSSS/OFDM, 12 Mbps) | X | 4.84 | 67.27 | 17.79 | 2.30 | 100.0 | ± 9.6 % |
| | | Y | 5.19 | 67.69 | 18.07 | | 100.0 | |
| | | Z | 5.01 | 67.24 | 17.72 | | 100.0 | |
| 10073-CAB | IEEE 802.11g WiFi 2.4 GHz (DSSS/OFDM, 18 Mbps) | X | 4.91 | 67.50 | 18.17 | 2.83 | 100.0 | ± 9.6 % |
| | | Y | 5.28 | 67.94 | 18.45 | | 100.0 | |
| | | Z | 5.10 | 67.48 | 18.10 | | 100.0 | |
| 10074-CAB | IEEE 802.11g WiFi 2.4 GHz (DSSS/OFDM, 24 Mbps) | X | 4.92 | 67.45 | 18.34 | 3.30 | 100.0 | ± 9.6 % |
| | | Y | 5.28 | 67.91 | 18.67 | | 100.0 | |
| | | Z | 5.10 | 67.44 | 18.29 | | 100.0 | |
| 10075-CAB | IEEE 802.11g WiFi 2.4 GHz (DSSS/OFDM, 36 Mbps) | X | 4.95 | 67.53 | 18.64 | 3.82 | 90.0 | ± 9.6 % |
| | | Y | 5.37 | 68.27 | 19.11 | | 90.0 | |
| | | Z | 5.17 | 67.69 | 18.69 | | 90.0 | |
| 10076-CAB | IEEE 802.11g WiFi 2.4 GHz (DSSS/OFDM, 48 Mbps) | X | 4.99 | 67.38 | 18.81 | 4.15 | 90.0 | ± 9.6 % |
| | | Y | 5.36 | 67.98 | 19.19 | | 90.0 | |
| | | Z | 5.18 | 67.46 | 18.80 | | 90.0 | |
| 10077-CAB | IEEE 802.11g WiFi 2.4 GHz (DSSS/OFDM, 54 Mbps) | X | 5.02 | 67.47 | 18.92 | 4.30 | 90.0 | ± 9.6 % |
| | | Y | 5.39 | 68.05 | 19.29 | | 90.0 | |
| | | Z | 5.21 | 67.53 | 18.89 | | 90.0 | |

| | | | | | | | | |
|---|---|---|---|---|---|---|---|---|
| 10081-CAB | CDMA2000 (1xRTT, RC3) | X | 0.60 | 63.29 | 9.66 | 0.00 | 150.0 | ± 9.6 % |
| | | Y | 1.22 | 71.29 | 15.97 | | 150.0 | |
| | | Z | 0.68 | 63.58 | 10.65 | | 150.0 | |
| 10082-CAB | IS-54 / IS-136 FDD (TDMA/FDM, PI/4-DQPSK, Fullrate) | X | 0.71 | 60.00 | 4.51 | 4.77 | 80.0 | ± 9.6 % |
| | | Y | 1.31 | 61.13 | 6.36 | | 80.0 | |
| | | Z | 0.98 | 60.00 | 5.16 | | 80.0 | |
| 10090-DAC | GPRS-FDD (TDMA, GMSK, TN 0-4) | X | 100.00 | 116.12 | 27.26 | 6.56 | 60.0 | ± 9.6 % |
| | | Y | 100.00 | 115.65 | 28.27 | | 60.0 | |
| | | Z | 100.00 | 113.91 | 26.98 | | 60.0 | |
| 10097-CAB | UMTS-FDD (HSDPA) | X | 1.75 | 67.93 | 15.43 | 0.00 | 150.0 | ± 9.6 % |
| | | Y | 1.98 | 69.21 | 16.82 | | 150.0 | |
| | | Z | 1.68 | 66.48 | 14.81 | | 150.0 | |
| 10098-CAB | UMTS-FDD (HSUPA, Subtest 2) | X | 1.72 | 67.87 | 15.40 | 0.00 | 150.0 | ± 9.6 % |
| | | Y | 1.95 | 69.21 | 16.81 | | 150.0 | |
| | | Z | 1.64 | 66.42 | 14.77 | | 150.0 | |
| 10099-DAC | EDGE-FDD (TDMA, 8PSK, TN 0-4) | X | 8.77 | 92.21 | 33.31 | 9.56 | 60.0 | ± 9.6 % |
| | | Y | 37.62 | 123.82 | 42.77 | | 60.0 | |
| | | Z | 14.25 | 100.38 | 35.23 | | 60.0 | |
| 10100-CAE | LTE-FDD (SC-FDMA, 100% RB, 20 MHz, QPSK) | X | 2.95 | 69.93 | 16.56 | 0.00 | 150.0 | ± 9.6 % |
| | | Y | 3.51 | 72.25 | 17.65 | | 150.0 | |
| | | Z | 2.95 | 69.35 | 16.01 | | 150.0 | |
| 10101-CAE | LTE-FDD (SC-FDMA, 100% RB, 20 MHz, 16-QAM) | X | 3.09 | 67.24 | 15.81 | 0.00 | 150.0 | ± 9.6 % |
| | | Y | 3.41 | 68.38 | 16.46 | | 150.0 | |
| | | Z | 3.14 | 66.98 | 15.52 | | 150.0 | |
| 10102-CAE | LTE-FDD (SC-FDMA, 100% RB, 20 MHz, 64-QAM) | X | 3.20 | 67.25 | 15.92 | 0.00 | 150.0 | ± 9.6 % |
| | | Y | 3.50 | 68.25 | 16.50 | | 150.0 | |
| | | Z | 3.25 | 66.99 | 15.64 | | 150.0 | |
| 10103-CAG | LTE-TDD (SC-FDMA, 100% RB, 20 MHz, QPSK) | X | 6.53 | 77.38 | 21.49 | 3.98 | 65.0 | ± 9.6 % |
| | | Y | 9.35 | 81.09 | 22.54 | | 65.0 | |
| | | Z | 7.56 | 78.04 | 21.34 | | 65.0 | |
| 10104-CAG | LTE-TDD (SC-FDMA, 100% RB, 20 MHz, 16-QAM) | X | 6.03 | 73.85 | 20.74 | 3.98 | 65.0 | ± 9.6 % |
| | | Y | 8.42 | 77.94 | 22.21 | | 65.0 | |
| | | Z | 7.15 | 75.45 | 21.13 | | 65.0 | |
| 10105-CAG | LTE-TDD (SC-FDMA, 100% RB, 20 MHz, 64-QAM) | X | 5.88 | 73.18 | 20.74 | 3.98 | 65.0 | ± 9.6 % |
| | | Y | 8.11 | 77.21 | 22.22 | | 65.0 | |
| | | Z | 6.77 | 74.33 | 20.96 | | 65.0 | |
| 10108-CAG | LTE-FDD (SC-FDMA, 100% RB, 10 MHz, QPSK) | X | 2.55 | 69.28 | 16.40 | 0.00 | 150.0 | ± 9.6 % |
| | | Y | 3.06 | 71.36 | 17.47 | | 150.0 | |
| | | Z | 2.58 | 68.60 | 15.82 | | 150.0 | |
| 10109-CAG | LTE-FDD (SC-FDMA, 100% RB, 10 MHz, 16-QAM) | X | 2.73 | 67.18 | 15.67 | 0.00 | 150.0 | ± 9.6 % |
| | | Y | 3.08 | 68.26 | 16.44 | | 150.0 | |
| | | Z | 2.79 | 66.77 | 15.38 | | 150.0 | |
| 10110-CAG | LTE-FDD (SC-FDMA, 100% RB, 5 MHz, QPSK) | X | 2.04 | 68.48 | 15.89 | 0.00 | 150.0 | ± 9.6 % |
| | | Y | 2.51 | 70.47 | 17.20 | | 150.0 | |
| | | Z | 2.08 | 67.62 | 15.36 | | 150.0 | |
| 10111-CAG | LTE-FDD (SC-FDMA, 100% RB, 5 MHz, 16-QAM) | X | 2.46 | 68.29 | 15.90 | 0.00 | 150.0 | ± 9.6 % |
| | | Y | 2.81 | 69.17 | 16.89 | | 150.0 | |
| | | Z | 2.49 | 67.39 | 15.56 | | 150.0 | |

| | | | | | | | | |
|---|---|---|---|---|---|---|---|---|
| 10112-CAG | LTE-FDD (SC-FDMA, 100% RB, 10 MHz, 64-QAM) | X | 2.86 | 67.23 | 15.76 | 0.00 | 150.0 | ± 9.6 % |
| | | Y | 3.19 | 68.14 | 16.44 | | 150.0 | |
| | | Z | 2.92 | 66.79 | 15.47 | | 150.0 | |
| 10113-CAG | LTE-FDD (SC-FDMA, 100% RB, 5 MHz, 64-QAM) | X | 2.61 | 68.49 | 16.05 | 0.00 | 150.0 | ± 9.6 % |
| | | Y | 2.96 | 69.17 | 16.95 | | 150.0 | |
| | | Z | 2.65 | 67.58 | 15.73 | | 150.0 | |
| 10114-CAC | IEEE 802.11n (HT Greenfield, 13.5 Mbps, BPSK) | X | 4.97 | 67.04 | 16.43 | 0.00 | 150.0 | ± 9.6 % |
| | | Y | 5.20 | 67.34 | 16.55 | | 150.0 | |
| | | Z | 5.06 | 66.93 | 16.25 | | 150.0 | |
| 10115-CAC | IEEE 802.11n (HT Greenfield, 81 Mbps, 16-QAM) | X | 5.23 | 67.13 | 16.48 | 0.00 | 150.0 | ± 9.6 % |
| | | Y | 5.55 | 67.61 | 16.69 | | 150.0 | |
| | | Z | 5.38 | 67.13 | 16.37 | | 150.0 | |
| 10116-CAC | IEEE 802.11n (HT Greenfield, 135 Mbps, 64-QAM) | X | 5.06 | 67.25 | 16.46 | 0.00 | 150.0 | ± 9.6 % |
| | | Y | 5.32 | 67.60 | 16.60 | | 150.0 | |
| | | Z | 5.17 | 67.15 | 16.29 | | 150.0 | |
| 10117-CAC | IEEE 802.11n (HT Mixed, 13.5 Mbps, BPSK) | X | 4.96 | 66.99 | 16.42 | 0.00 | 150.0 | ± 9.6 % |
| | | Y | 5.20 | 67.33 | 16.57 | | 150.0 | |
| | | Z | 5.03 | 66.81 | 16.21 | | 150.0 | |
| 10118-CAC | IEEE 802.11n (HT Mixed, 81 Mbps, 16-QAM) | X | 5.31 | 67.35 | 16.60 | 0.00 | 150.0 | ± 9.6 % |
| | | Y | 5.62 | 67.76 | 16.77 | | 150.0 | |
| | | Z | 5.46 | 67.35 | 16.49 | | 150.0 | |
| 10119-CAC | IEEE 802.11n (HT Mixed, 135 Mbps, 64-QAM) | X | 5.05 | 67.24 | 16.46 | 0.00 | 150.0 | ± 9.6 % |
| | | Y | 5.29 | 67.53 | 16.59 | | 150.0 | |
| | | Z | 5.14 | 67.08 | 16.27 | | 150.0 | |
| 10140-CAE | LTE-FDD (SC-FDMA, 100% RB, 15 MHz, 16-QAM) | X | 3.22 | 67.26 | 15.83 | 0.00 | 150.0 | ± 9.6 % |
| | | Y | 3.55 | 68.25 | 16.42 | | 150.0 | |
| | | Z | 3.28 | 66.98 | 15.56 | | 150.0 | |
| 10141-CAE | LTE-FDD (SC-FDMA, 100% RB, 15 MHz, 64-QAM) | X | 3.35 | 67.41 | 16.03 | 0.00 | 150.0 | ± 9.6 % |
| | | Y | 3.67 | 68.27 | 16.55 | | 150.0 | |
| | | Z | 3.41 | 67.11 | 15.75 | | 150.0 | |
| 10142-CAE | LTE-FDD (SC-FDMA, 100% RB, 3 MHz, QPSK) | X | 1.79 | 68.36 | 15.22 | 0.00 | 150.0 | ± 9.6 % |
| | | Y | 2.31 | 70.72 | 17.14 | | 150.0 | |
| | | Z | 1.84 | 67.40 | 14.90 | | 150.0 | |
| 10143-CAE | LTE-FDD (SC-FDMA, 100% RB, 3 MHz, 16-QAM) | X | 2.27 | 68.69 | 15.09 | 0.00 | 150.0 | ± 9.6 % |
| | | Y | 2.75 | 70.30 | 16.96 | | 150.0 | |
| | | Z | 2.31 | 67.82 | 15.12 | | 150.0 | |
| 10144-CAE | LTE-FDD (SC-FDMA, 100% RB, 3 MHz, 64-QAM) | X | 1.97 | 65.81 | 13.13 | 0.00 | 150.0 | ± 9.6 % |
| | | Y | 2.50 | 67.92 | 15.36 | | 150.0 | |
| | | Z | 2.12 | 65.74 | 13.60 | | 150.0 | |
| 10145-CAF | LTE-FDD (SC-FDMA, 100% RB, 1.4 MHz, QPSK) | X | 0.81 | 61.59 | 8.37 | 0.00 | 150.0 | ± 9.6 % |
| | | Y | 1.71 | 69.54 | 14.99 | | 150.0 | |
| | | Z | 1.08 | 63.61 | 10.71 | | 150.0 | |
| 10146-CAF | LTE-FDD (SC-FDMA, 100% RB, 1.4 MHz, 16-QAM) | X | 1.28 | 62.94 | 9.00 | 0.00 | 150.0 | ± 9.6 % |
| | | Y | 5.15 | 78.53 | 17.94 | | 150.0 | |
| | | Z | 2.09 | 67.10 | 12.37 | | 150.0 | |
| 10147-CAF | LTE-FDD (SC-FDMA, 100% RB, 1.4 MHz, 64-QAM) | X | 1.43 | 64.11 | 9.73 | 0.00 | 150.0 | ± 9.6 % |
| | | Y | 8.78 | 85.92 | 20.66 | | 150.0 | |
| | | Z | 2.57 | 69.71 | 13.72 | | 150.0 | |

| | | | | | | | | |
|---|---|---|---|---|---|---|---|---|
| 10149-CAE | LTE-FDD (SC-FDMA, 50% RB, 20 MHz, 16-QAM) | X | 2.74 | 67.24 | 15.73 | 0.00 | 150.0 | ± 9.6 % |
| | | Y | 3.09 | 68.33 | 16.48 | | 150.0 | |
| | | Z | 2.80 | 66.83 | 15.43 | | 150.0 | |
| 10150-CAE | LTE-FDD (SC-FDMA, 50% RB, 20 MHz, 64-QAM) | X | 2.87 | 67.29 | 15.80 | 0.00 | 150.0 | ± 9.6 % |
| | | Y | 3.20 | 68.20 | 16.48 | | 150.0 | |
| | | Z | 2.93 | 66.85 | 15.51 | | 150.0 | |
| 10151-CAG | LTE-TDD (SC-FDMA, 50% RB, 20 MHz, QPSK) | X | 6.97 | 80.39 | 22.75 | 3.98 | 65.0 | ± 9.6 % |
| | | Y | 10.34 | 84.28 | 23.86 | | 65.0 | |
| | | Z | 8.19 | 80.94 | 22.55 | | 65.0 | |
| 10152-CAG | LTE-TDD (SC-FDMA, 50% RB, 20 MHz, 16-QAM) | X | 5.60 | 74.01 | 20.43 | 3.98 | 65.0 | ± 9.6 % |
| | | Y | 8.12 | 78.42 | 22.19 | | 65.0 | |
| | | Z | 6.73 | 75.57 | 20.90 | | 65.0 | |
| 10153-CAG | LTE-TDD (SC-FDMA, 50% RB, 20 MHz, 64-QAM) | X | 6.02 | 75.20 | 21.32 | 3.98 | 65.0 | ± 9.6 % |
| | | Y | 8.52 | 79.24 | 22.88 | | 65.0 | |
| | | Z | 7.17 | 76.65 | 21.72 | | 65.0 | |
| 10154-CAG | LTE-FDD (SC-FDMA, 50% RB, 10 MHz, QPSK) | X | 2.08 | 68.90 | 16.15 | 0.00 | 150.0 | ± 9.6 % |
| | | Y | 2.58 | 71.01 | 17.52 | | 150.0 | |
| | | Z | 2.12 | 68.04 | 15.62 | | 150.0 | |
| 10155-CAG | LTE-FDD (SC-FDMA, 50% RB, 10 MHz, 16-QAM) | X | 2.47 | 68.33 | 15.92 | 0.00 | 150.0 | ± 9.6 % |
| | | Y | 2.81 | 69.17 | 16.90 | | 150.0 | |
| | | Z | 2.49 | 67.40 | 15.58 | | 150.0 | |
| 10156-CAG | LTE-FDD (SC-FDMA, 50% RB, 5 MHz, QPSK) | X | 1.61 | 68.09 | 14.65 | 0.00 | 150.0 | ± 9.6 % |
| | | Y | 2.21 | 71.29 | 17.26 | | 150.0 | |
| | | Z | 1.67 | 67.31 | 14.59 | | 150.0 | |
| 10157-CAG | LTE-FDD (SC-FDMA, 50% RB, 5 MHz, 16-QAM) | X | 1.77 | 65.98 | 12.81 | 0.00 | 150.0 | ± 9.6 % |
| | | Y | 2.39 | 68.95 | 15.70 | | 150.0 | |
| | | Z | 1.93 | 66.07 | 13.49 | | 150.0 | |
| 10158-CAG | LTE-FDD (SC-FDMA, 50% RB, 10 MHz, 64-QAM) | X | 2.62 | 68.58 | 16.11 | 0.00 | 150.0 | ± 9.6 % |
| | | Y | 2.97 | 69.23 | 17.00 | | 150.0 | |
| | | Z | 2.65 | 67.64 | 15.78 | | 150.0 | |
| 10159-CAG | LTE-FDD (SC-FDMA, 50% RB, 5 MHz, 64-QAM) | X | 1.85 | 66.34 | 13.03 | 0.00 | 150.0 | ± 9.6 % |
| | | Y | 2.52 | 69.48 | 16.02 | | 150.0 | |
| | | Z | 2.04 | 66.51 | 13.78 | | 150.0 | |
| 10160-CAE | LTE-FDD (SC-FDMA, 50% RB, 15 MHz, QPSK) | X | 2.61 | 68.71 | 16.27 | 0.00 | 150.0 | ± 9.6 % |
| | | Y | 2.95 | 69.76 | 17.00 | | 150.0 | |
| | | Z | 2.62 | 67.86 | 15.72 | | 150.0 | |
| 10161-CAE | LTE-FDD (SC-FDMA, 50% RB, 15 MHz, 16-QAM) | X | 2.76 | 67.26 | 15.69 | 0.00 | 150.0 | ± 9.6 % |
| | | Y | 3.10 | 68.13 | 16.44 | | 150.0 | |
| | | Z | 2.82 | 66.76 | 15.43 | | 150.0 | |
| 10162-CAE | LTE-FDD (SC-FDMA, 50% RB, 15 MHz, 64-QAM) | X | 2.87 | 67.48 | 15.83 | 0.00 | 150.0 | ± 9.6 % |
| | | Y | 3.20 | 68.18 | 16.50 | | 150.0 | |
| | | Z | 2.93 | 66.91 | 15.55 | | 150.0 | |
| 10166-CAF | LTE-FDD (SC-FDMA, 50% RB, 1.4 MHz, QPSK) | X | 3.30 | 69.58 | 19.60 | 3.01 | 150.0 | ± 9.6 % |
| | | Y | 4.14 | 71.67 | 20.29 | | 150.0 | |
| | | Z | 3.63 | 69.62 | 19.19 | | 150.0 | |
| 10167-CAF | LTE-FDD (SC-FDMA, 50% RB, 1.4 MHz, 16-QAM) | X | 3.88 | 72.31 | 20.00 | 3.01 | 150.0 | ± 9.6 % |
| | | Y | 5.71 | 76.22 | 21.32 | | 150.0 | |
| | | Z | 4.48 | 72.32 | 19.53 | | 150.0 | |

| | | | | | | | | |
|---|---|---|---|---|---|---|---|---|
| 10168-CAF | LTE-FDD (SC-FDMA, 50% RB, 1.4 MHz, 64-QAM) | X | 4.42 | 75.29 | 21.72 | 3.01 | 150.0 | ± 9.6 % |
| | | Y | 6.46 | 78.84 | 22.71 | | 150.0 | |
| | | Z | 5.02 | 74.79 | 20.98 | | 150.0 | |
| 10169-CAE | LTE-FDD (SC-FDMA, 1 RB, 20 MHz, QPSK) | X | 2.60 | 67.67 | 18.82 | 3.01 | 150.0 | ± 9.6 % |
| | | Y | 3.98 | 74.14 | 21.35 | | 150.0 | |
| | | Z | 3.08 | 69.29 | 19.03 | | 150.0 | |
| 10170-CAE | LTE-FDD (SC-FDMA, 1 RB, 20 MHz, 16-QAM) | X | 3.29 | 73.12 | 21.22 | 3.01 | 150.0 | ± 9.6 % |
| | | Y | 7.50 | 85.25 | 25.20 | | 150.0 | |
| | | Z | 4.29 | 75.21 | 21.34 | | 150.0 | |
| 10171-AAE | LTE-FDD (SC-FDMA, 1 RB, 20 MHz, 64-QAM) | X | 2.72 | 69.05 | 18.28 | 3.01 | 150.0 | ± 9.6 % |
| | | Y | 5.42 | 78.29 | 21.61 | | 150.0 | |
| | | Z | 3.47 | 70.74 | 18.42 | | 150.0 | |
| 10172-CAG | LTE-TDD (SC-FDMA, 1 RB, 20 MHz, QPSK) | X | 7.39 | 92.58 | 30.37 | 6.02 | 65.0 | ± 9.6 % |
| | | Y | 100.00 | 137.09 | 41.29 | | 65.0 | |
| | | Z | 16.12 | 102.43 | 32.16 | | 65.0 | |
| 10173-CAG | LTE-TDD (SC-FDMA, 1 RB, 20 MHz, 16-QAM) | X | 18.98 | 107.95 | 33.23 | 6.02 | 65.0 | ± 9.6 % |
| | | Y | 100.00 | 128.01 | 36.62 | | 65.0 | |
| | | Z | 31.86 | 109.96 | 32.40 | | 65.0 | |
| 10174-CAG | LTE-TDD (SC-FDMA, 1 RB, 20 MHz, 64-QAM) | X | 15.84 | 102.88 | 31.03 | 6.02 | 65.0 | ± 9.6 % |
| | | Y | 100.00 | 126.00 | 35.56 | | 65.0 | |
| | | Z | 22.82 | 102.43 | 29.67 | | 65.0 | |
| 10175-CAG | LTE-FDD (SC-FDMA, 1 RB, 10 MHz, QPSK) | X | 2.57 | 67.38 | 18.56 | 3.01 | 150.0 | ± 9.6 % |
| | | Y | 3.91 | 73.68 | 21.05 | | 150.0 | |
| | | Z | 3.03 | 68.94 | 18.76 | | 150.0 | |
| 10176-CAG | LTE-FDD (SC-FDMA, 1 RB, 10 MHz, 16-QAM) | X | 3.29 | 73.15 | 21.23 | 3.01 | 150.0 | ± 9.6 % |
| | | Y | 7.51 | 85.28 | 25.21 | | 150.0 | |
| | | Z | 4.30 | 75.23 | 21.36 | | 150.0 | |
| 10177-CAI | LTE-FDD (SC-FDMA, 1 RB, 5 MHz, QPSK) | X | 2.59 | 67.52 | 18.65 | 3.01 | 150.0 | ± 9.6 % |
| | | Y | 3.96 | 73.90 | 21.17 | | 150.0 | |
| | | Z | 3.06 | 69.11 | 18.87 | | 150.0 | |
| 10178-CAG | LTE-FDD (SC-FDMA, 1 RB, 5 MHz, 16-QAM) | X | 3.27 | 72.97 | 21.13 | 3.01 | 150.0 | ± 9.6 % |
| | | Y | 7.34 | 84.81 | 25.02 | | 150.0 | |
| | | Z | 4.24 | 74.97 | 21.22 | | 150.0 | |
| 10179-CAG | LTE-FDD (SC-FDMA, 1 RB, 10 MHz, 64-QAM) | X | 2.98 | 71.02 | 19.64 | 3.01 | 150.0 | ± 9.6 % |
| | | Y | 6.33 | 81.48 | 23.22 | | 150.0 | |
| | | Z | 3.83 | 72.79 | 19.72 | | 150.0 | |
| 10180-CAG | LTE-FDD (SC-FDMA, 1 RB, 5 MHz, 64-QAM) | X | 2.72 | 69.00 | 18.24 | 3.01 | 150.0 | ± 9.6 % |
| | | Y | 5.38 | 78.14 | 21.53 | | 150.0 | |
| | | Z | 3.46 | 70.65 | 18.36 | | 150.0 | |
| 10181-CAE | LTE-FDD (SC-FDMA, 1 RB, 15 MHz, QPSK) | X | 2.58 | 67.50 | 18.64 | 3.01 | 150.0 | ± 9.6 % |
| | | Y | 3.95 | 73.88 | 21.16 | | 150.0 | |
| | | Z | 3.06 | 69.09 | 18.86 | | 150.0 | |
| 10182-CAE | LTE-FDD (SC-FDMA, 1 RB, 15 MHz, 16-QAM) | X | 3.26 | 72.94 | 21.11 | 3.01 | 150.0 | ± 9.6 % |
| | | Y | 7.33 | 84.78 | 25.00 | | 150.0 | |
| | | Z | 4.24 | 74.94 | 21.20 | | 150.0 | |
| 10183-AAD | LTE-FDD (SC-FDMA, 1 RB, 15 MHz, 64-QAM) | X | 2.71 | 68.98 | 18.23 | 3.01 | 150.0 | ± 9.6 % |
| | | Y | 5.37 | 78.11 | 21.52 | | 150.0 | |
| | | Z | 3.46 | 70.63 | 18.35 | | 150.0 | |

| | | | | | | | | |
|---|---|---|---|---|---|---|---|---|
| 10184-CAE | LTE-FDD (SC-FDMA, 1 RB, 3 MHz, QPSK) | X | 2.59 | 67.54 | 18.67 | 3.01 | 150.0 | ± 9.6 % |
| | | Y | 3.96 | 73.93 | 21.19 | | 150.0 | |
| | | Z | 3.07 | 69.13 | 18.88 | | 150.0 | |
| 10185-CAE | LTE-FDD (SC-FDMA, 1 RB, 3 MHz, 16-QAM) | X | 3.28 | 73.02 | 21.15 | 3.01 | 150.0 | ± 9.6 % |
| | | Y | 7.38 | 84.89 | 25.05 | | 150.0 | |
| | | Z | 4.26 | 75.02 | 21.24 | | 150.0 | |
| 10186-AAE | LTE-FDD (SC-FDMA, 1 RB, 3 MHz, 64-QAM) | X | 2.73 | 69.04 | 18.27 | 3.01 | 150.0 | ± 9.6 % |
| | | Y | 5.40 | 78.21 | 21.56 | | 150.0 | |
| | | Z | 3.47 | 70.70 | 18.39 | | 150.0 | |
| 10187-CAF | LTE-FDD (SC-FDMA, 1 RB, 1.4 MHz, QPSK) | X | 2.60 | 67.61 | 18.74 | 3.01 | 150.0 | ± 9.6 % |
| | | Y | 3.97 | 73.99 | 21.24 | | 150.0 | |
| | | Z | 3.08 | 69.19 | 18.94 | | 150.0 | |
| 10188-CAF | LTE-FDD (SC-FDMA, 1 RB, 1.4 MHz, 16-QAM) | X | 3.37 | 73.64 | 21.54 | 3.01 | 150.0 | ± 9.6 % |
| | | Y | 7.82 | 86.09 | 25.58 | | 150.0 | |
| | | Z | 4.41 | 75.76 | 21.66 | | 150.0 | |
| 10189-AAF | LTE-FDD (SC-FDMA, 1 RB, 1.4 MHz, 64-QAM) | X | 2.78 | 69.44 | 18.55 | 3.01 | 150.0 | ± 9.6 % |
| | | Y | 5.60 | 78.92 | 21.92 | | 150.0 | |
| | | Z | 3.55 | 71.14 | 18.68 | | 150.0 | |
| 10193-CAC | IEEE 802.11n (HT Greenfield, 6.5 Mbps, BPSK) | X | 4.36 | 66.61 | 16.11 | 0.00 | 150.0 | ± 9.6 % |
| | | Y | 4.63 | 66.80 | 16.35 | | 150.0 | |
| | | Z | 4.46 | 66.30 | 15.94 | | 150.0 | |
| 10194-CAC | IEEE 802.11n (HT Greenfield, 39 Mbps, 16-QAM) | X | 4.51 | 66.87 | 16.24 | 0.00 | 150.0 | ± 9.6 % |
| | | Y | 4.82 | 67.16 | 16.47 | | 150.0 | |
| | | Z | 4.63 | 66.63 | 16.06 | | 150.0 | |
| 10195-CAC | IEEE 802.11n (HT Greenfield, 65 Mbps, 64-QAM) | X | 4.55 | 66.89 | 16.26 | 0.00 | 150.0 | ± 9.6 % |
| | | Y | 4.86 | 67.18 | 16.47 | | 150.0 | |
| | | Z | 4.67 | 66.66 | 16.08 | | 150.0 | |
| 10196-CAC | IEEE 802.11n (HT Mixed, 6.5 Mbps, BPSK) | X | 4.35 | 66.62 | 16.11 | 0.00 | 150.0 | ± 9.6 % |
| | | Y | 4.64 | 66.90 | 16.39 | | 150.0 | |
| | | Z | 4.46 | 66.37 | 15.96 | | 150.0 | |
| 10197-CAC | IEEE 802.11n (HT Mixed, 39 Mbps, 16-QAM) | X | 4.52 | 66.88 | 16.25 | 0.00 | 150.0 | ± 9.6 % |
| | | Y | 4.84 | 67.18 | 16.48 | | 150.0 | |
| | | Z | 4.65 | 66.65 | 16.08 | | 150.0 | |
| 10198-CAC | IEEE 802.11n (HT Mixed, 65 Mbps, 64-QAM) | X | 4.55 | 66.90 | 16.27 | 0.00 | 150.0 | ± 9.6 % |
| | | Y | 4.87 | 67.19 | 16.49 | | 150.0 | |
| | | Z | 4.68 | 66.68 | 16.09 | | 150.0 | |
| 10219-CAC | IEEE 802.11n (HT Mixed, 7.2 Mbps, BPSK) | X | 4.31 | 66.65 | 16.07 | 0.00 | 150.0 | ± 9.6 % |
| | | Y | 4.59 | 66.92 | 16.36 | | 150.0 | |
| | | Z | 4.41 | 66.38 | 15.92 | | 150.0 | |
| 10220-CAC | IEEE 802.11n (HT Mixed, 43.3 Mbps, 16-QAM) | X | 4.51 | 66.84 | 16.24 | 0.00 | 150.0 | ± 9.6 % |
| | | Y | 4.83 | 67.17 | 16.47 | | 150.0 | |
| | | Z | 4.64 | 66.62 | 16.07 | | 150.0 | |
| 10221-CAC | IEEE 802.11n (HT Mixed, 72.2 Mbps, 64-QAM) | X | 4.56 | 66.84 | 16.26 | 0.00 | 150.0 | ± 9.6 % |
| | | Y | 4.87 | 67.12 | 16.47 | | 150.0 | |
| | | Z | 4.68 | 66.61 | 16.08 | | 150.0 | |
| 10222-CAC | IEEE 802.11n (HT Mixed, 15 Mbps, BPSK) | X | 4.93 | 66.96 | 16.40 | 0.00 | 150.0 | ± 9.6 % |
| | | Y | 5.18 | 67.36 | 16.57 | | 150.0 | |
| | | Z | 5.01 | 66.81 | 16.20 | | 150.0 | |

| | | | | | | | | |
|---|---|---|---|---|---|---|---|---|
| 10223-CAC | IEEE 802.11n (HT Mixed, 90 Mbps, 16-QAM) | X | 5.21 | 67.20 | 16.54 | 0.00 | 150.0 | ± 9.6 % |
| | | Y | 5.51 | 67.59 | 16.70 | | 150.0 | |
| | | Z | 5.32 | 67.03 | 16.34 | | 150.0 | |
| 10224-CAC | IEEE 802.11n (HT Mixed, 150 Mbps, 64-QAM) | X | 4.97 | 67.07 | 16.38 | 0.00 | 150.0 | ± 9.6 % |
| | | Y | 5.22 | 67.46 | 16.55 | | 150.0 | |
| | | Z | 5.05 | 66.92 | 16.18 | | 150.0 | |
| 10225-CAB | UMTS-FDD (HSPA+) | X | 2.63 | 66.04 | 14.94 | 0.00 | 150.0 | ± 9.6 % |
| | | Y | 2.93 | 66.64 | 15.89 | | 150.0 | |
| | | Z | 2.71 | 65.59 | 14.94 | | 150.0 | |
| 10226-CAA | LTE-TDD (SC-FDMA, 1 RB, 1.4 MHz, 16-QAM) | X | 21.37 | 110.44 | 34.04 | 6.02 | 65.0 | ± 9.6 % |
| | | Y | 100.00 | 128.23 | 36.76 | | 65.0 | |
| | | Z | 35.56 | 112.16 | 33.10 | | 65.0 | |
| 10227-CAA | LTE-TDD (SC-FDMA, 1 RB, 1.4 MHz, 64-QAM) | X | 23.91 | 110.61 | 33.32 | 6.02 | 65.0 | ± 9.6 % |
| | | Y | 100.00 | 126.07 | 35.63 | | 65.0 | |
| | | Z | 30.60 | 107.66 | 31.23 | | 65.0 | |
| 10228-CAA | LTE-TDD (SC-FDMA, 1 RB, 1.4 MHz, QPSK) | X | 8.42 | 95.74 | 31.56 | 6.02 | 65.0 | ± 9.6 % |
| | | Y | 100.00 | 137.63 | 41.53 | | 65.0 | |
| | | Z | 21.64 | 108.86 | 34.20 | | 65.0 | |
| 10229-CAC | LTE-TDD (SC-FDMA, 1 RB, 3 MHz, 16-QAM) | X | 19.16 | 108.10 | 33.27 | 6.02 | 65.0 | ± 9.6 % |
| | | Y | 100.00 | 128.00 | 36.62 | | 65.0 | |
| | | Z | 32.08 | 110.07 | 32.43 | | 65.0 | |
| 10230-CAC | LTE-TDD (SC-FDMA, 1 RB, 3 MHz, 64-QAM) | X | 20.97 | 108.03 | 32.52 | 6.02 | 65.0 | ± 9.6 % |
| | | Y | 100.00 | 125.89 | 35.52 | | 65.0 | |
| | | Z | 27.82 | 105.85 | 30.65 | | 65.0 | |
| 10231-CAC | LTE-TDD (SC-FDMA, 1 RB, 3 MHz, QPSK) | X | 7.96 | 94.45 | 31.04 | 6.02 | 65.0 | ± 9.6 % |
| | | Y | 100.00 | 137.44 | 41.41 | | 65.0 | |
| | | Z | 20.00 | 107.14 | 33.61 | | 65.0 | |
| 10232-CAF | LTE-TDD (SC-FDMA, 1 RB, 5 MHz, 16-QAM) | X | 19.12 | 108.07 | 33.27 | 6.02 | 65.0 | ± 9.6 % |
| | | Y | 100.00 | 128.01 | 36.62 | | 65.0 | |
| | | Z | 32.05 | 110.07 | 32.43 | | 65.0 | |
| 10233-CAF | LTE-TDD (SC-FDMA, 1 RB, 5 MHz, 64-QAM) | X | 20.85 | 107.95 | 32.50 | 6.02 | 65.0 | ± 9.6 % |
| | | Y | 100.00 | 125.90 | 35.52 | | 65.0 | |
| | | Z | 27.77 | 105.83 | 30.64 | | 65.0 | |
| 10234-CAF | LTE-TDD (SC-FDMA, 1 RB, 5 MHz, QPSK) | X | 7.66 | 93.47 | 30.58 | 6.02 | 65.0 | ± 9.6 % |
| | | Y | 100.00 | 137.13 | 41.22 | | 65.0 | |
| | | Z | 18.69 | 105.56 | 33.02 | | 65.0 | |
| 10235-CAF | LTE-TDD (SC-FDMA, 1 RB, 10 MHz, 16-QAM) | X | 19.17 | 108.15 | 33.29 | 6.02 | 65.0 | ± 9.6 % |
| | | Y | 100.00 | 128.03 | 36.63 | | 65.0 | |
| | | Z | 32.15 | 110.14 | 32.45 | | 65.0 | |
| 10236-CAF | LTE-TDD (SC-FDMA, 1 RB, 10 MHz, 64-QAM) | X | 21.31 | 108.30 | 32.58 | 6.02 | 65.0 | ± 9.6 % |
| | | Y | 100.00 | 125.86 | 35.50 | | 65.0 | |
| | | Z | 28.16 | 106.04 | 30.69 | | 65.0 | |
| 10237-CAF | LTE-TDD (SC-FDMA, 1 RB, 10 MHz, QPSK) | X | 7.97 | 94.52 | 31.07 | 6.02 | 65.0 | ± 9.6 % |
| | | Y | 100.00 | 137.47 | 41.42 | | 65.0 | |
| | | Z | 20.12 | 107.30 | 33.66 | | 65.0 | |
| 10238-CAF | LTE-TDD (SC-FDMA, 1 RB, 15 MHz, 16-QAM) | X | 19.07 | 108.05 | 33.26 | 6.02 | 65.0 | ± 9.6 % |
| | | Y | 100.00 | 128.02 | 36.62 | | 65.0 | |
| | | Z | 32.02 | 110.07 | 32.43 | | 65.0 | |

| | | | | | | | | |
|---|---|---|---|---|---|---|---|---|
| 10239-CAF | LTE-TDD (SC-FDMA, 1 RB, 15 MHz, 64-QAM) | X | 20.75 | 107.88 | 32.48 | 6.02 | 65.0 | ± 9.6 % |
| | | Y | 100.00 | 125.92 | 35.53 | | 65.0 | |
| | | Z | 27.72 | 105.81 | 30.64 | | 65.0 | |
| 10240-CAF | LTE-TDD (SC-FDMA, 1 RB, 15 MHz, QPSK) | X | 7.95 | 94.48 | 31.06 | 6.02 | 65.0 | ± 9.6 % |
| | | Y | 100.00 | 137.48 | 41.42 | | 65.0 | |
| | | Z | 20.05 | 107.23 | 33.64 | | 65.0 | |
| 10241-CAA | LTE-TDD (SC-FDMA, 50% RB, 1.4 MHz, 16-QAM) | X | 7.80 | 82.78 | 26.68 | 6.98 | 65.0 | ± 9.6 % |
| | | Y | 13.53 | 90.40 | 29.14 | | 65.0 | |
| | | Z | 9.63 | 83.70 | 26.48 | | 65.0 | |
| 10242-CAA | LTE-TDD (SC-FDMA, 50% RB, 1.4 MHz, 64-QAM) | X | 7.45 | 81.80 | 26.19 | 6.98 | 65.0 | ± 9.6 % |
| | | Y | 12.55 | 88.73 | 28.45 | | 65.0 | |
| | | Z | 8.84 | 81.84 | 25.66 | | 65.0 | |
| 10243-CAA | LTE-TDD (SC-FDMA, 50% RB, 1.4 MHz, QPSK) | X | 5.96 | 77.66 | 25.35 | 6.98 | 65.0 | ± 9.6 % |
| | | Y | 9.36 | 84.34 | 27.79 | | 65.0 | |
| | | Z | 7.06 | 78.51 | 25.19 | | 65.0 | |
| 10244-CAC | LTE-TDD (SC-FDMA, 50% RB, 3 MHz, 16-QAM) | X | 6.42 | 78.08 | 19.07 | 3.98 | 65.0 | ± 9.6 % |
| | | Y | 12.74 | 86.88 | 23.45 | | 65.0 | |
| | | Z | 8.49 | 80.78 | 20.82 | | 65.0 | |
| 10245-CAC | LTE-TDD (SC-FDMA, 50% RB, 3 MHz, 64-QAM) | X | 5.96 | 76.65 | 18.44 | 3.98 | 65.0 | ± 9.6 % |
| | | Y | 12.17 | 85.85 | 23.04 | | 65.0 | |
| | | Z | 8.14 | 79.85 | 20.41 | | 65.0 | |
| 10246-CAC | LTE-TDD (SC-FDMA, 50% RB, 3 MHz, QPSK) | X | 5.90 | 79.94 | 19.83 | 3.98 | 65.0 | ± 9.6 % |
| | | Y | 14.30 | 91.96 | 25.12 | | 65.0 | |
| | | Z | 8.29 | 83.47 | 21.67 | | 65.0 | |
| 10247-CAF | LTE-TDD (SC-FDMA, 50% RB, 5 MHz, 16-QAM) | X | 4.84 | 74.00 | 18.20 | 3.98 | 65.0 | ± 9.6 % |
| | | Y | 8.22 | 80.60 | 21.83 | | 65.0 | |
| | | Z | 6.24 | 76.50 | 19.74 | | 65.0 | |
| 10248-CAF | LTE-TDD (SC-FDMA, 50% RB, 5 MHz, 64-QAM) | X | 4.70 | 73.03 | 17.76 | 3.98 | 65.0 | ± 9.6 % |
| | | Y | 8.02 | 79.67 | 21.45 | | 65.0 | |
| | | Z | 6.13 | 75.70 | 19.40 | | 65.0 | |
| 10249-CAF | LTE-TDD (SC-FDMA, 50% RB, 5 MHz, QPSK) | X | 8.24 | 86.13 | 23.37 | 3.98 | 65.0 | ± 9.6 % |
| | | Y | 15.49 | 93.89 | 26.48 | | 65.0 | |
| | | Z | 9.91 | 86.88 | 23.76 | | 65.0 | |
| 10250-CAF | LTE-TDD (SC-FDMA, 50% RB, 10 MHz, 16-QAM) | X | 5.92 | 77.39 | 21.72 | 3.98 | 65.0 | ± 9.6 % |
| | | Y | 8.91 | 82.12 | 23.72 | | 65.0 | |
| | | Z | 7.18 | 78.89 | 22.27 | | 65.0 | |
| 10251-CAF | LTE-TDD (SC-FDMA, 50% RB, 10 MHz, 64-QAM) | X | 5.43 | 74.51 | 20.07 | 3.98 | 65.0 | ± 9.6 % |
| | | Y | 8.12 | 79.14 | 22.25 | | 65.0 | |
| | | Z | 6.62 | 76.12 | 20.79 | | 65.0 | |
| 10252-CAF | LTE-TDD (SC-FDMA, 50% RB, 10 MHz, QPSK) | X | 7.77 | 84.82 | 24.28 | 3.98 | 65.0 | ± 9.6 % |
| | | Y | 12.70 | 90.01 | 25.93 | | 65.0 | |
| | | Z | 9.23 | 85.17 | 24.09 | | 65.0 | |
| 10253-CAF | LTE-TDD (SC-FDMA, 50% RB, 15 MHz, 16-QAM) | X | 5.51 | 73.55 | 20.15 | 3.98 | 65.0 | ± 9.6 % |
| | | Y | 7.82 | 77.62 | 21.91 | | 65.0 | |
| | | Z | 6.55 | 74.95 | 20.64 | | 65.0 | |
| 10254-CAF | LTE-TDD (SC-FDMA, 50% RB, 15 MHz, 64-QAM) | X | 5.88 | 74.60 | 20.92 | 3.98 | 65.0 | ± 9.6 % |
| | | Y | 8.23 | 78.44 | 22.55 | | 65.0 | |
| | | Z | 6.96 | 75.95 | 21.38 | | 65.0 | |

| | | | | | | | | |
|---|---|---|---|---|---|---|---|---|
| 10255-CAF | LTE-TDD (SC-FDMA, 50% RB, 15 MHz, QPSK) | X | 6.57 | 79.53 | 22.59 | 3.98 | 65.0 | ± 9.6 % |
| | | Y | 9.71 | 83.47 | 23.82 | | 65.0 | |
| | | Z | 7.75 | 80.18 | 22.49 | | 65.0 | |
| 10256-CAA | LTE-TDD (SC-FDMA, 100% RB, 1.4 MHz, 16-QAM) | X | 4.02 | 70.70 | 14.70 | 3.98 | 65.0 | ± 9.6 % |
| | | Y | 11.01 | 83.82 | 21.47 | | 65.0 | |
| | | Z | 6.63 | 76.44 | 18.12 | | 65.0 | |
| 10257-CAA | LTE-TDD (SC-FDMA, 100% RB, 1.4 MHz, 64-QAM) | X | 3.74 | 69.35 | 13.96 | 3.98 | 65.0 | ± 9.6 % |
| | | Y | 10.26 | 82.33 | 20.84 | | 65.0 | |
| | | Z | 6.27 | 75.22 | 17.53 | | 65.0 | |
| 10258-CAA | LTE-TDD (SC-FDMA, 100% RB, 1.4 MHz, QPSK) | X | 3.49 | 71.52 | 15.29 | 3.98 | 65.0 | ± 9.6 % |
| | | Y | 11.29 | 87.42 | 22.94 | | 65.0 | |
| | | Z | 5.99 | 77.85 | 18.77 | | 65.0 | |
| 10259-CAC | LTE-TDD (SC-FDMA, 100% RB, 3 MHz, 16-QAM) | X | 5.31 | 75.46 | 19.56 | 3.98 | 65.0 | ± 9.6 % |
| | | Y | 8.46 | 81.05 | 22.46 | | 65.0 | |
| | | Z | 6.61 | 77.37 | 20.65 | | 65.0 | |
| 10260-CAC | LTE-TDD (SC-FDMA, 100% RB, 3 MHz, 64-QAM) | X | 5.28 | 74.99 | 19.35 | 3.98 | 65.0 | ± 9.6 % |
| | | Y | 8.39 | 80.56 | 22.29 | | 65.0 | |
| | | Z | 6.59 | 76.99 | 20.50 | | 65.0 | |
| 10261-CAC | LTE-TDD (SC-FDMA, 100% RB, 3 MHz, QPSK) | X | 7.44 | 84.29 | 23.28 | 3.98 | 65.0 | ± 9.6 % |
| | | Y | 13.03 | 90.84 | 25.83 | | 65.0 | |
| | | Z | 8.92 | 84.96 | 23.51 | | 65.0 | |
| 10262-CAF | LTE-TDD (SC-FDMA, 100% RB, 5 MHz, 16-QAM) | X | 5.90 | 77.30 | 21.66 | 3.98 | 65.0 | ± 9.6 % |
| | | Y | 8.89 | 82.07 | 23.68 | | 65.0 | |
| | | Z | 7.16 | 78.82 | 22.22 | | 65.0 | |
| 10263-CAF | LTE-TDD (SC-FDMA, 100% RB, 5 MHz, 64-QAM) | X | 5.42 | 74.48 | 20.06 | 3.98 | 65.0 | ± 9.6 % |
| | | Y | 8.11 | 79.13 | 22.25 | | 65.0 | |
| | | Z | 6.61 | 76.10 | 20.78 | | 65.0 | |
| 10264-CAF | LTE-TDD (SC-FDMA, 100% RB, 5 MHz, QPSK) | X | 7.66 | 84.53 | 24.14 | 3.98 | 65.0 | ± 9.6 % |
| | | Y | 12.56 | 89.77 | 25.83 | | 65.0 | |
| | | Z | 9.11 | 84.92 | 23.98 | | 65.0 | |
| 10265-CAF | LTE-TDD (SC-FDMA, 100% RB, 10 MHz, 16-QAM) | X | 5.60 | 74.01 | 20.43 | 3.98 | 65.0 | ± 9.6 % |
| | | Y | 8.12 | 78.42 | 22.20 | | 65.0 | |
| | | Z | 6.72 | 75.58 | 20.90 | | 65.0 | |
| 10266-CAF | LTE-TDD (SC-FDMA, 100% RB, 10 MHz, 64-QAM) | X | 6.02 | 75.18 | 21.31 | 3.98 | 65.0 | ± 9.6 % |
| | | Y | 8.52 | 79.23 | 22.87 | | 65.0 | |
| | | Z | 7.16 | 76.63 | 21.71 | | 65.0 | |
| 10267-CAF | LTE-TDD (SC-FDMA, 100% RB, 10 MHz, QPSK) | X | 6.95 | 80.33 | 22.73 | 3.98 | 65.0 | ± 9.6 % |
| | | Y | 10.31 | 84.22 | 23.84 | | 65.0 | |
| | | Z | 8.17 | 80.88 | 22.53 | | 65.0 | |
| 10268-CAF | LTE-TDD (SC-FDMA, 100% RB, 15 MHz, 16-QAM) | X | 6.18 | 73.74 | 20.78 | 3.98 | 65.0 | ± 9.6 % |
| | | Y | 8.44 | 77.45 | 22.14 | | 65.0 | |
| | | Z | 7.27 | 75.19 | 21.14 | | 65.0 | |
| 10269-CAF | LTE-TDD (SC-FDMA, 100% RB, 15 MHz, 64-QAM) | X | 6.16 | 73.30 | 20.62 | 3.98 | 65.0 | ± 9.6 % |
| | | Y | 8.31 | 76.88 | 21.98 | | 65.0 | |
| | | Z | 7.20 | 74.71 | 21.00 | | 65.0 | |
| 10270-CAF | LTE-TDD (SC-FDMA, 100% RB, 15 MHz, QPSK) | X | 6.49 | 76.60 | 21.39 | 3.98 | 65.0 | ± 9.6 % |
| | | Y | 8.96 | 79.83 | 22.32 | | 65.0 | |
| | | Z | 7.55 | 77.42 | 21.34 | | 65.0 | |

| | | | | | | | | |
|---|---|---|---|---|---|---|---|---|
| 10274-CAB | UMTS-FDD (HSUPA, Subtest 5, 3GPP Rel8.10) | X | 2.46 | 66.57 | 14.94 | 0.00 | 150.0 | ± 9.6 % |
| | | Y | 2.69 | 67.07 | 15.85 | | 150.0 | |
| | | Z | 2.47 | 65.81 | 14.75 | | 150.0 | |
| 10275-CAB | UMTS-FDD (HSUPA, Subtest 5, 3GPP Rel8.4) | X | 1.50 | 67.78 | 15.19 | 0.00 | 150.0 | ± 9.6 % |
| | | Y | 1.84 | 70.29 | 17.03 | | 150.0 | |
| | | Z | 1.45 | 66.52 | 14.50 | | 150.0 | |
| 10277-CAA | PHS (QPSK) | X | 2.02 | 61.18 | 6.75 | 9.03 | 50.0 | ± 9.6 % |
| | | Y | 3.76 | 65.96 | 10.93 | | 50.0 | |
| | | Z | 2.85 | 63.40 | 8.98 | | 50.0 | |
| 10278-CAA | PHS (QPSK, BW 884MHz, Rolloff 0.5) | X | 4.23 | 70.69 | 14.32 | 9.03 | 50.0 | ± 9.6 % |
| | | Y | 14.51 | 88.96 | 23.17 | | 50.0 | |
| | | Z | 7.21 | 78.07 | 18.56 | | 50.0 | |
| 10279-CAA | PHS (QPSK, BW 884MHz, Rolloff 0.38) | X | 4.34 | 70.98 | 14.51 | 9.03 | 50.0 | ± 9.6 % |
| | | Y | 14.77 | 89.16 | 23.28 | | 50.0 | |
| | | Z | 7.38 | 78.33 | 18.70 | | 50.0 | |
| 10290-AAB | CDMA2000, RC1, SO55, Full Rate | X | 0.99 | 65.21 | 10.92 | 0.00 | 150.0 | ± 9.6 % |
| | | Y | 2.13 | 73.99 | 17.11 | | 150.0 | |
| | | Z | 1.19 | 66.11 | 12.27 | | 150.0 | |
| 10291-AAB | CDMA2000, RC3, SO55, Full Rate | X | 0.58 | 63.12 | 9.55 | 0.00 | 150.0 | ± 9.6 % |
| | | Y | 1.18 | 70.85 | 15.76 | | 150.0 | |
| | | Z | 0.66 | 63.42 | 10.55 | | 150.0 | |
| 10292-AAB | CDMA2000, RC3, SO32, Full Rate | X | 0.77 | 66.94 | 11.82 | 0.00 | 150.0 | ± 9.6 % |
| | | Y | 2.01 | 79.93 | 19.92 | | 150.0 | |
| | | Z | 0.77 | 66.04 | 12.25 | | 150.0 | |
| 10293-AAB | CDMA2000, RC3, SO3, Full Rate | X | 1.67 | 76.19 | 16.13 | 0.00 | 150.0 | ± 9.6 % |
| | | Y | 4.50 | 92.83 | 24.85 | | 150.0 | |
| | | Z | 1.08 | 70.39 | 14.77 | | 150.0 | |
| 10295-AAB | CDMA2000, RC1, SO3, 1/8th Rate 25 fr. | X | 23.24 | 99.81 | 27.92 | 9.03 | 50.0 | ± 9.6 % |
| | | Y | 13.10 | 91.05 | 26.90 | | 50.0 | |
| | | Z | 10.99 | 87.45 | 24.97 | | 50.0 | |
| 10297-AAD | LTE-FDD (SC-FDMA, 50% RB, 20 MHz, QPSK) | X | 2.56 | 69.40 | 16.47 | 0.00 | 150.0 | ± 9.6 % |
| | | Y | 3.08 | 71.48 | 17.54 | | 150.0 | |
| | | Z | 2.59 | 68.70 | 15.89 | | 150.0 | |
| 10298-AAD | LTE-FDD (SC-FDMA, 50% RB, 3 MHz, QPSK) | X | 1.18 | 65.18 | 11.74 | 0.00 | 150.0 | ± 9.6 % |
| | | Y | 2.03 | 71.23 | 16.50 | | 150.0 | |
| | | Z | 1.38 | 65.94 | 12.91 | | 150.0 | |
| 10299-AAD | LTE-FDD (SC-FDMA, 50% RB, 3 MHz, 16-QAM) | X | 2.24 | 68.99 | 13.33 | 0.00 | 150.0 | ± 9.6 % |
| | | Y | 5.59 | 79.79 | 19.27 | | 150.0 | |
| | | Z | 2.82 | 70.52 | 14.91 | | 150.0 | |
| 10300-AAD | LTE-FDD (SC-FDMA, 50% RB, 3 MHz, 64-QAM) | X | 1.47 | 63.26 | 9.70 | 0.00 | 150.0 | ± 9.6 % |
| | | Y | 3.20 | 70.81 | 14.94 | | 150.0 | |
| | | Z | 2.04 | 65.42 | 11.77 | | 150.0 | |
| 10301-AAA | IEEE 802.16e WiMAX (29:18, 5ms, 10MHz, QPSK, PUSC) | X | 4.71 | 66.14 | 17.59 | 4.17 | 50.0 | ± 9.6 % |
| | | Y | 5.27 | 66.88 | 18.30 | | 50.0 | |
| | | Z | 4.94 | 65.93 | 17.56 | | 50.0 | |
| 10302-AAA | IEEE 802.16e WiMAX (29:18, 5ms, 10MHz, QPSK, PUSC, 3 CTRL symbols) | X | 5.13 | 66.42 | 18.12 | 4.96 | 50.0 | ± 9.6 % |
| | | Y | 5.73 | 67.47 | 19.02 | | 50.0 | |
| | | Z | 5.42 | 66.49 | 18.24 | | 50.0 | |

| | | | | | | | | |
|---|---|---|---|---|---|---|---|---|
| 10303-AAA | IEEE 802.16e WiMAX (31:15, 5ms, 10MHz, 64QAM, PUSC) | X | 4.89 | 66.11 | 17.95 | 4.96 | 50.0 | ± 9.6 % |
| | | Y | 5.53 | 67.34 | 18.99 | | 50.0 | |
| | | Z | 5.19 | 66.25 | 18.13 | | 50.0 | |
| 10304-AAA | IEEE 802.16e WiMAX (29:18, 5ms, 10MHz, 64QAM, PUSC) | X | 4.70 | 65.97 | 17.44 | 4.17 | 50.0 | ± 9.6 % |
| | | Y | 5.27 | 66.94 | 18.32 | | 50.0 | |
| | | Z | 4.96 | 65.96 | 17.54 | | 50.0 | |
| 10305-AAA | IEEE 802.16e WiMAX (31:15, 10ms, 10MHz, 64QAM, PUSC, 15 symbols) | X | 4.66 | 69.51 | 19.95 | 6.02 | 35.0 | ± 9.6 % |
| | | Y | 5.64 | 72.39 | 22.43 | | 35.0 | |
| | | Z | 5.15 | 70.50 | 20.89 | | 35.0 | |
| 10306-AAA | IEEE 802.16e WiMAX (29:18, 10ms, 10MHz, 64QAM, PUSC, 18 symbols) | X | 4.81 | 67.88 | 19.44 | 6.02 | 35.0 | ± 9.6 % |
| | | Y | 5.46 | 68.57 | 20.34 | | 35.0 | |
| | | Z | 5.19 | 68.36 | 19.99 | | 35.0 | |
| 10307-AAA | IEEE 802.16e WiMAX (29:18, 10ms, 10MHz, QPSK, PUSC, 18 symbols) | X | 4.72 | 68.05 | 19.40 | 6.02 | 35.0 | ± 9.6 % |
| | | Y | 5.54 | 70.19 | 21.25 | | 35.0 | |
| | | Z | 5.15 | 68.78 | 20.06 | | 35.0 | |
| 10308-AAA | IEEE 802.16e WiMAX (29:18, 10ms, 10MHz, 16QAM, PUSC) | X | 4.72 | 68.35 | 19.59 | 6.02 | 35.0 | ± 9.6 % |
| | | Y | 5.55 | 70.54 | 21.46 | | 35.0 | |
| | | Z | 5.15 | 69.09 | 20.24 | | 35.0 | |
| 10309-AAA | IEEE 802.16e WiMAX (29:18, 10ms, 10MHz, 16QAM, AMC 2x3, 18 symbols) | X | 4.85 | 68.01 | 19.56 | 6.02 | 35.0 | ± 9.6 % |
| | | Y | 5.55 | 68.89 | 20.52 | | 35.0 | |
| | | Z | 5.26 | 68.61 | 20.15 | | 35.0 | |
| 10310-AAA | IEEE 802.16e WiMAX (29:18, 10ms, 10MHz, QPSK, AMC 2x3, 18 symbols) | X | 4.78 | 68.00 | 19.45 | 6.02 | 35.0 | ± 9.6 % |
| | | Y | 5.43 | 68.69 | 20.33 | | 35.0 | |
| | | Z | 5.16 | 68.52 | 20.01 | | 35.0 | |
| 10311-AAD | LTE-FDD (SC-FDMA, 100% RB, 15 MHz, QPSK) | X | 2.92 | 68.60 | 16.13 | 0.00 | 150.0 | ± 9.6 % |
| | | Y | 3.46 | 70.68 | 17.12 | | 150.0 | |
| | | Z | 2.94 | 68.03 | 15.60 | | 150.0 | |
| 10313-AAA | iDEN 1:3 | X | 5.00 | 78.75 | 18.58 | 6.99 | 70.0 | ± 9.6 % |
| | | Y | 11.04 | 85.30 | 20.66 | | 70.0 | |
| | | Z | 5.44 | 76.51 | 17.29 | | 70.0 | |
| 10314-AAA | iDEN 1:6 | X | 11.43 | 95.03 | 26.98 | 10.00 | 30.0 | ± 9.6 % |
| | | Y | 27.54 | 104.39 | 29.21 | | 30.0 | |
| | | Z | 9.75 | 88.67 | 24.34 | | 30.0 | |
| 10315-AAB | IEEE 802.11b WiFi 2.4 GHz (DSSS, 1 Mbps, 96pc duty cycle) | X | 1.03 | 63.74 | 15.13 | 0.17 | 150.0 | ± 9.6 % |
| | | Y | 1.16 | 65.45 | 16.47 | | 150.0 | |
| | | Z | 1.01 | 63.23 | 14.58 | | 150.0 | |
| 10316-AAB | IEEE 802.11g WiFi 2.4 GHz (ERP-OFDM, 6 Mbps, 96pc duty cycle) | X | 4.42 | 66.67 | 16.29 | 0.17 | 150.0 | ± 9.6 % |
| | | Y | 4.71 | 66.94 | 16.54 | | 150.0 | |
| | | Z | 4.54 | 66.45 | 16.14 | | 150.0 | |
| 10317-AAC | IEEE 802.11a WiFi 5 GHz (OFDM, 6 Mbps, 96pc duty cycle) | X | 4.42 | 66.67 | 16.29 | 0.17 | 150.0 | ± 9.6 % |
| | | Y | 4.71 | 66.94 | 16.54 | | 150.0 | |
| | | Z | 4.54 | 66.45 | 16.14 | | 150.0 | |
| 10400-AAD | IEEE 802.11ac WiFi (20MHz, 64-QAM, 99pc duty cycle) | X | 4.48 | 66.89 | 16.23 | 0.00 | 150.0 | ± 9.6 % |
| | | Y | 4.83 | 67.22 | 16.46 | | 150.0 | |
| | | Z | 4.63 | 66.68 | 16.05 | | 150.0 | |
| 10401-AAD | IEEE 802.11ac WiFi (40MHz, 64-QAM, 99pc duty cycle) | X | 5.19 | 66.92 | 16.36 | 0.00 | 150.0 | ± 9.6 % |
| | | Y | 5.45 | 67.23 | 16.51 | | 150.0 | |
| | | Z | 5.34 | 66.93 | 16.27 | | 150.0 | |

| | | | | | | | | |
|---|---|---|---|---|---|---|---|---|
| 10402-AAD | IEEE 802.11ac WiFi (80MHz, 64-QAM, 99pc duty cycle) | X | 5.48 | 67.29 | 16.42 | 0.00 | 150.0 | ± 9.6 % |
| | | Y | 5.75 | 67.75 | 16.60 | | 150.0 | |
| | | Z | 5.58 | 67.23 | 16.27 | | 150.0 | |
| 10403-AAB | CDMA2000 (1xEV-DO, Rev. 0) | X | 0.99 | 65.21 | 10.92 | 0.00 | 115.0 | ± 9.6 % |
| | | Y | 2.13 | 73.99 | 17.11 | | 115.0 | |
| | | Z | 1.19 | 66.11 | 12.27 | | 115.0 | |
| 10404-AAB | CDMA2000 (1xEV-DO, Rev. A) | X | 0.99 | 65.21 | 10.92 | 0.00 | 115.0 | ± 9.6 % |
| | | Y | 2.13 | 73.99 | 17.11 | | 115.0 | |
| | | Z | 1.19 | 66.11 | 12.27 | | 115.0 | |
| 10406-AAB | CDMA2000, RC3, SO32, SCH0, Full Rate | X | 100.00 | 128.83 | 32.89 | 0.00 | 100.0 | ± 9.6 % |
| | | Y | 100.00 | 120.74 | 30.47 | | 100.0 | |
| | | Z | 49.71 | 114.12 | 29.38 | | 100.0 | |
| 10410-AAF | LTE-TDD (SC-FDMA, 1 RB, 10 MHz, QPSK, UL Subframe=2,3,4,7,8,9, Subframe Conf=4) | X | 100.00 | 134.34 | 35.50 | 3.23 | 80.0 | ± 9.6 % |
| | | Y | 100.00 | 121.15 | 30.74 | | 80.0 | |
| | | Z | 100.00 | 123.18 | 31.28 | | 80.0 | |
| 10415-AAA | IEEE 802.11b WiFi 2.4 GHz (DSSS, 1 Mbps, 99pc duty cycle) | X | 0.95 | 62.86 | 14.48 | 0.00 | 150.0 | ± 9.6 % |
| | | Y | 1.03 | 63.95 | 15.58 | | 150.0 | |
| | | Z | 0.91 | 62.11 | 13.82 | | 150.0 | |
| 10416-AAA | IEEE 802.11g WiFi 2.4 GHz (ERP-OFDM, 6 Mbps, 99pc duty cycle) | X | 4.36 | 66.62 | 16.19 | 0.00 | 150.0 | ± 9.6 % |
| | | Y | 4.63 | 66.84 | 16.40 | | 150.0 | |
| | | Z | 4.46 | 66.34 | 16.00 | | 150.0 | |
| 10417-AAB | IEEE 802.11a/h WiFi 5 GHz (OFDM, 6 Mbps, 99pc duty cycle) | X | 4.36 | 66.62 | 16.19 | 0.00 | 150.0 | ± 9.6 % |
| | | Y | 4.63 | 66.84 | 16.40 | | 150.0 | |
| | | Z | 4.46 | 66.34 | 16.00 | | 150.0 | |
| 10418-AAA | IEEE 802.11g WiFi 2.4 GHz (DSSS-OFDM, 6 Mbps, 99pc duty cycle, Long preambule) | X | 4.36 | 66.81 | 16.23 | 0.00 | 150.0 | ± 9.6 % |
| | | Y | 4.62 | 67.00 | 16.42 | | 150.0 | |
| | | Z | 4.45 | 66.49 | 16.01 | | 150.0 | |
| 10419-AAA | IEEE 802.11g WiFi 2.4 GHz (DSSS-OFDM, 6 Mbps, 99pc duty cycle, Short preambule) | X | 4.37 | 66.75 | 16.22 | 0.00 | 150.0 | ± 9.6 % |
| | | Y | 4.64 | 66.95 | 16.42 | | 150.0 | |
| | | Z | 4.47 | 66.45 | 16.02 | | 150.0 | |
| 10422-AAB | IEEE 802.11n (HT Greenfield, 7.2 Mbps, BPSK) | X | 4.48 | 66.73 | 16.23 | 0.00 | 150.0 | ± 9.6 % |
| | | Y | 4.77 | 66.94 | 16.43 | | 150.0 | |
| | | Z | 4.59 | 66.46 | 16.04 | | 150.0 | |
| 10423-AAB | IEEE 802.11n (HT Greenfield, 43.3 Mbps, 16-QAM) | X | 4.62 | 67.00 | 16.33 | 0.00 | 150.0 | ± 9.6 % |
| | | Y | 4.96 | 67.30 | 16.56 | | 150.0 | |
| | | Z | 4.76 | 66.78 | 16.16 | | 150.0 | |
| 10424-AAB | IEEE 802.11n (HT Greenfield, 72.2 Mbps, 64-QAM) | X | 4.54 | 66.95 | 16.31 | 0.00 | 150.0 | ± 9.6 % |
| | | Y | 4.87 | 67.25 | 16.53 | | 150.0 | |
| | | Z | 4.68 | 66.73 | 16.13 | | 150.0 | |
| 10425-AAB | IEEE 802.11n (HT Greenfield, 15 Mbps, BPSK) | X | 5.18 | 67.21 | 16.52 | 0.00 | 150.0 | ± 9.6 % |
| | | Y | 5.43 | 67.49 | 16.63 | | 150.0 | |
| | | Z | 5.29 | 67.10 | 16.35 | | 150.0 | |
| 10426-AAB | IEEE 802.11n (HT Greenfield, 90 Mbps, 16-QAM) | X | 5.20 | 67.32 | 16.57 | 0.00 | 150.0 | ± 9.6 % |
| | | Y | 5.44 | 67.51 | 16.63 | | 150.0 | |
| | | Z | 5.29 | 67.12 | 16.35 | | 150.0 | |

| | | | | | | | | |
|---|---|---|---|---|---|---|---|---|
| 10427-AAB | IEEE 802.11n (HT Greenfield, 150 Mbps, 64-QAM) | X | 5.17 | 67.12 | 16.47 | 0.00 | 150.0 | ± 9.6 % |
| | | Y | 5.46 | 67.52 | 16.64 | | 150.0 | |
| | | Z | 5.30 | 67.09 | 16.34 | | 150.0 | |
| 10430-AAD | LTE-FDD (OFDMA, 5 MHz, E-TM 3.1) | X | 4.21 | 71.93 | 18.35 | 0.00 | 150.0 | ± 9.6 % |
| | | Y | 4.40 | 70.86 | 18.47 | | 150.0 | |
| | | Z | 4.18 | 70.48 | 17.97 | | 150.0 | |
| 10431-AAD | LTE-FDD (OFDMA, 10 MHz, E-TM 3.1) | X | 3.99 | 67.19 | 16.07 | 0.00 | 150.0 | ± 9.6 % |
| | | Y | 4.37 | 67.47 | 16.51 | | 150.0 | |
| | | Z | 4.14 | 66.84 | 15.96 | | 150.0 | |
| 10432-AAC | LTE-FDD (OFDMA, 15 MHz, E-TM 3.1) | X | 4.31 | 67.04 | 16.23 | 0.00 | 150.0 | ± 9.6 % |
| | | Y | 4.65 | 67.32 | 16.51 | | 150.0 | |
| | | Z | 4.44 | 66.75 | 16.06 | | 150.0 | |
| 10433-AAC | LTE-FDD (OFDMA, 20 MHz, E-TM 3.1) | X | 4.56 | 66.98 | 16.32 | 0.00 | 150.0 | ± 9.6 % |
| | | Y | 4.89 | 67.30 | 16.55 | | 150.0 | |
| | | Z | 4.69 | 66.76 | 16.15 | | 150.0 | |
| 10434-AAA | W-CDMA (BS Test Model 1, 64 DPCH) | X | 4.32 | 72.81 | 18.16 | 0.00 | 150.0 | ± 9.6 % |
| | | Y | 4.53 | 71.77 | 18.54 | | 150.0 | |
| | | Z | 4.27 | 71.26 | 17.89 | | 150.0 | |
| 10435-AAF | LTE-TDD (SC-FDMA, 1 RB, 20 MHz, QPSK, UL Subframe=2,3,4,7,8,9) | X | 100.00 | 134.05 | 35.36 | 3.23 | 80.0 | ± 9.6 % |
| | | Y | 100.00 | 120.96 | 30.65 | | 80.0 | |
| | | Z | 100.00 | 122.98 | 31.18 | | 80.0 | |
| 10447-AAD | LTE-FDD (OFDMA, 5 MHz, E-TM 3.1, Clipping 44%) | X | 3.23 | 67.00 | 14.98 | 0.00 | 150.0 | ± 9.6 % |
| | | Y | 3.70 | 67.68 | 16.09 | | 150.0 | |
| | | Z | 3.41 | 66.70 | 15.18 | | 150.0 | |
| 10448-AAD | LTE-FDD (OFDMA, 10 MHz, E-TM 3.1, Clippin 44%) | X | 3.85 | 66.98 | 15.94 | 0.00 | 150.0 | ± 9.6 % |
| | | Y | 4.19 | 67.26 | 16.37 | | 150.0 | |
| | | Z | 3.97 | 66.61 | 15.81 | | 150.0 | |
| 10449-AAC | LTE-FDD (OFDMA, 15 MHz, E-TM 3.1, Cliping 44%) | X | 4.14 | 66.86 | 16.13 | 0.00 | 150.0 | ± 9.6 % |
| | | Y | 4.45 | 67.16 | 16.42 | | 150.0 | |
| | | Z | 4.25 | 66.57 | 15.95 | | 150.0 | |
| 10450-AAC | LTE-FDD (OFDMA, 20 MHz, E-TM 3.1, Clipping 44%) | X | 4.35 | 66.76 | 16.18 | 0.00 | 150.0 | ± 9.6 % |
| | | Y | 4.63 | 67.07 | 16.42 | | 150.0 | |
| | | Z | 4.45 | 66.51 | 15.99 | | 150.0 | |
| 10451-AAA | W-CDMA (BS Test Model 1, 64 DPCH, Clipping 44%) | X | 3.04 | 66.82 | 14.28 | 0.00 | 150.0 | ± 9.6 % |
| | | Y | 3.64 | 68.03 | 15.87 | | 150.0 | |
| | | Z | 3.29 | 66.80 | 14.75 | | 150.0 | |
| 10456-AAB | IEEE 802.11ac WiFi (160MHz, 64-QAM, 99pc duty cycle) | X | 6.14 | 67.90 | 16.76 | 0.00 | 150.0 | ± 9.6 % |
| | | Y | 6.28 | 68.08 | 16.78 | | 150.0 | |
| | | Z | 6.15 | 67.66 | 16.51 | | 150.0 | |
| 10457-AAA | UMTS-FDD (DC-HSDPA) | X | 3.69 | 65.32 | 15.90 | 0.00 | 150.0 | ± 9.6 % |
| | | Y | 3.83 | 65.47 | 16.14 | | 150.0 | |
| | | Z | 3.71 | 64.98 | 15.71 | | 150.0 | |
| 10458-AAA | CDMA2000 (1xEV-DO, Rev. B, 2 carriers) | X | 3.78 | 71.20 | 16.92 | 0.00 | 150.0 | ± 9.6 % |
| | | Y | 4.14 | 70.94 | 18.01 | | 150.0 | |
| | | Z | 3.87 | 70.33 | 17.18 | | 150.0 | |
| 10459-AAA | CDMA2000 (1xEV-DO, Rev. B, 3 carriers) | X | 4.93 | 69.13 | 18.11 | 0.00 | 150.0 | ± 9.6 % |
| | | Y | 5.19 | 68.06 | 18.23 | | 150.0 | |
| | | Z | 5.06 | 68.26 | 18.10 | | 150.0 | |

| | | | | | | | | |
|---|---|---|---|---|---|---|---|---|
| 10460-AAA | UMTS-FDD (WCDMA, AMR) | X | 0.83 | 68.30 | 15.79 | 0.00 | 150.0 | ± 9.6 % |
| | | Y | 1.14 | 73.12 | 19.01 | | 150.0 | |
| | | Z | 0.74 | 65.97 | 14.32 | | 150.0 | |
| 10461-AAA | LTE-TDD (SC-FDMA, 1 RB, 1.4 MHz, QPSK, UL Subframe=2,3,4,7,8,9) | X | 100.00 | 141.36 | 38.72 | 3.29 | 80.0 | ± 9.6 % |
| | | Y | 100.00 | 127.85 | 33.84 | | 80.0 | |
| | | Z | 100.00 | 127.95 | 33.52 | | 80.0 | |
| 10462-AAA | LTE-TDD (SC-FDMA, 1 RB, 1.4 MHz, 16-QAM, UL Subframe=2,3,4,7,8,9) | X | 100.00 | 113.71 | 25.89 | 3.23 | 80.0 | ± 9.6 % |
| | | Y | 100.00 | 109.72 | 25.28 | | 80.0 | |
| | | Z | 100.00 | 109.03 | 24.71 | | 80.0 | |
| 10463-AAA | LTE-TDD (SC-FDMA, 1 RB, 1.4 MHz, 64-QAM, UL Subframe=2,3,4,7,8,9) | X | 100.00 | 106.98 | 22.83 | 3.23 | 80.0 | ± 9.6 % |
| | | Y | 100.00 | 106.12 | 23.58 | | 80.0 | |
| | | Z | 23.17 | 90.72 | 19.54 | | 80.0 | |
| 10464-AAB | LTE-TDD (SC-FDMA, 1 RB, 3 MHz, QPSK, UL Subframe=2,3,4,7,8,9) | X | 100.00 | 138.83 | 37.33 | 3.23 | 80.0 | ± 9.6 % |
| | | Y | 100.00 | 125.79 | 32.72 | | 80.0 | |
| | | Z | 100.00 | 125.52 | 32.23 | | 80.0 | |
| 10465-AAB | LTE-TDD (SC-FDMA, 1 RB, 3 MHz, 16-QAM, UL Subframe=2,3,4,7,8,9) | X | 100.00 | 112.64 | 25.41 | 3.23 | 80.0 | ± 9.6 % |
| | | Y | 100.00 | 109.11 | 24.98 | | 80.0 | |
| | | Z | 100.00 | 108.36 | 24.39 | | 80.0 | |
| 10466-AAB | LTE-TDD (SC-FDMA, 1 RB, 3 MHz, 64-QAM, UL Subframe=2,3,4,7,8,9) | X | 100.00 | 106.07 | 22.43 | 3.23 | 80.0 | ± 9.6 % |
| | | Y | 100.00 | 105.55 | 23.31 | | 80.0 | |
| | | Z | 8.34 | 80.33 | 16.62 | | 80.0 | |
| 10467-AAE | LTE-TDD (SC-FDMA, 1 RB, 5 MHz, QPSK, UL Subframe=2,3,4,7,8,9) | X | 100.00 | 139.29 | 37.53 | 3.23 | 80.0 | ± 9.6 % |
| | | Y | 100.00 | 126.04 | 32.83 | | 80.0 | |
| | | Z | 100.00 | 125.81 | 32.36 | | 80.0 | |
| 10468-AAE | LTE-TDD (SC-FDMA, 1 RB, 5 MHz, 16-QAM, UL Subframe=2,3,4,7,8,9) | X | 100.00 | 113.03 | 25.58 | 3.23 | 80.0 | ± 9.6 % |
| | | Y | 100.00 | 109.29 | 25.07 | | 80.0 | |
| | | Z | 100.00 | 108.57 | 24.48 | | 80.0 | |
| 10469-AAE | LTE-TDD (SC-FDMA, 1 RB, 5 MHz, 64-QAM, UL Subframe=2,3,4,7,8,9) | X | 100.00 | 106.13 | 22.45 | 3.23 | 80.0 | ± 9.6 % |
| | | Y | 100.00 | 105.56 | 23.31 | | 80.0 | |
| | | Z | 8.57 | 80.62 | 16.71 | | 80.0 | |
| 10470-AAE | LTE-TDD (SC-FDMA, 1 RB, 10 MHz, QPSK, UL Subframe=2,3,4,7,8,9) | X | 100.00 | 139.37 | 37.56 | 3.23 | 80.0 | ± 9.6 % |
| | | Y | 100.00 | 126.08 | 32.84 | | 80.0 | |
| | | Z | 100.00 | 125.84 | 32.37 | | 80.0 | |
| 10471-AAE | LTE-TDD (SC-FDMA, 1 RB, 10 MHz, 16-QAM, UL Subframe=2,3,4,7,8,9) | X | 100.00 | 112.94 | 25.53 | 3.23 | 80.0 | ± 9.6 % |
| | | Y | 100.00 | 109.24 | 25.03 | | 80.0 | |
| | | Z | 100.00 | 108.50 | 24.45 | | 80.0 | |
| 10472-AAE | LTE-TDD (SC-FDMA, 1 RB, 10 MHz, 64-QAM, UL Subframe=2,3,4,7,8,9) | X | 100.00 | 106.01 | 22.39 | 3.23 | 80.0 | ± 9.6 % |
| | | Y | 100.00 | 105.50 | 23.28 | | 80.0 | |
| | | Z | 8.43 | 80.43 | 16.63 | | 80.0 | |
| 10473-AAE | LTE-TDD (SC-FDMA, 1 RB, 15 MHz, QPSK, UL Subframe=2,3,4,7,8,9) | X | 100.00 | 139.33 | 37.54 | 3.23 | 80.0 | ± 9.6 % |
| | | Y | 100.00 | 126.05 | 32.83 | | 80.0 | |
| | | Z | 100.00 | 125.80 | 32.35 | | 80.0 | |
| 10474-AAE | LTE-TDD (SC-FDMA, 1 RB, 15 MHz, 16-QAM, UL Subframe=2,3,4,7,8,9) | X | 100.00 | 112.95 | 25.53 | 3.23 | 80.0 | ± 9.6 % |
| | | Y | 100.00 | 109.25 | 25.04 | | 80.0 | |
| | | Z | 100.00 | 108.51 | 24.45 | | 80.0 | |
| 10475-AAE | LTE-TDD (SC-FDMA, 1 RB, 15 MHz, 64-QAM, UL Subframe=2,3,4,7,8,9) | X | 100.00 | 106.03 | 22.40 | 3.23 | 80.0 | ± 9.6 % |
| | | Y | 100.00 | 105.51 | 23.28 | | 80.0 | |
| | | Z | 8.27 | 80.26 | 16.58 | | 80.0 | |

| | | | | | | | | |
|---|---|---|---|---|---|---|---|---|
| 10477-AAF | LTE-TDD (SC-FDMA, 1 RB, 20 MHz, 16-QAM, UL Subframe=2,3,4,7,8,9) | X | 100.00 | 112.61 | 25.38 | 3.23 | 80.0 | ± 9.6 % |
| | | Y | 100.00 | 109.06 | 24.95 | | 80.0 | |
| | | Z | 100.00 | 108.31 | 24.35 | | 80.0 | |
| 10478-AAF | LTE-TDD (SC-FDMA, 1 RB, 20 MHz, 64-QAM, UL Subframe=2,3,4,7,8,9) | X | 100.00 | 105.92 | 22.34 | 3.23 | 80.0 | ± 9.6 % |
| | | Y | 100.00 | 105.45 | 23.26 | | 80.0 | |
| | | Z | 8.03 | 79.94 | 16.48 | | 80.0 | |
| 10479-AAA | LTE-TDD (SC-FDMA, 50% RB, 1.4 MHz, QPSK, UL Subframe=2,3,4,7,8,9) | X | 100.00 | 130.93 | 35.65 | 3.23 | 80.0 | ± 9.6 % |
| | | Y | 60.57 | 118.93 | 33.06 | | 80.0 | |
| | | Z | 29.16 | 106.82 | 29.42 | | 80.0 | |
| 10480-AAA | LTE-TDD (SC-FDMA, 50% RB, 1.4 MHz, 16-QAM, UL Subframe=2,3,4,7,8,9) | X | 100.00 | 117.62 | 29.35 | 3.23 | 80.0 | ± 9.6 % |
| | | Y | 100.00 | 117.06 | 30.32 | | 80.0 | |
| | | Z | 26.27 | 97.79 | 24.92 | | 80.0 | |
| 10481-AAA | LTE-TDD (SC-FDMA, 50% RB, 1.4 MHz, 64-QAM, UL Subframe=2,3,4,7,8,9) | X | 100.00 | 114.76 | 27.95 | 3.23 | 80.0 | ± 9.6 % |
| | | Y | 70.77 | 110.70 | 28.37 | | 80.0 | |
| | | Z | 17.72 | 91.40 | 22.72 | | 80.0 | |
| 10482-AAB | LTE-TDD (SC-FDMA, 50% RB, 3 MHz, QPSK, UL Subframe=2,3,4,7,8,9) | X | 3.13 | 73.40 | 16.60 | 2.23 | 80.0 | ± 9.6 % |
| | | Y | 9.37 | 87.65 | 23.06 | | 80.0 | |
| | | Z | 3.95 | 75.11 | 17.91 | | 80.0 | |
| 10483-AAB | LTE-TDD (SC-FDMA, 50% RB, 3 MHz, 16-QAM, UL Subframe=2,3,4,7,8,9) | X | 13.19 | 88.16 | 21.18 | 2.23 | 80.0 | ± 9.6 % |
| | | Y | 19.24 | 94.27 | 24.80 | | 80.0 | |
| | | Z | 9.47 | 83.70 | 20.83 | | 80.0 | |
| 10484-AAB | LTE-TDD (SC-FDMA, 50% RB, 3 MHz, 64-QAM, UL Subframe=2,3,4,7,8,9) | X | 8.46 | 82.36 | 19.39 | 2.23 | 80.0 | ± 9.6 % |
| | | Y | 15.52 | 90.95 | 23.84 | | 80.0 | |
| | | Z | 8.01 | 81.18 | 20.00 | | 80.0 | |
| 10485-AAE | LTE-TDD (SC-FDMA, 50% RB, 5 MHz, QPSK, UL Subframe=2,3,4,7,8,9) | X | 4.00 | 77.42 | 19.59 | 2.23 | 80.0 | ± 9.6 % |
| | | Y | 8.12 | 86.07 | 23.37 | | 80.0 | |
| | | Z | 4.33 | 76.67 | 19.48 | | 80.0 | |
| 10486-AAE | LTE-TDD (SC-FDMA, 50% RB, 5 MHz, 16-QAM, UL Subframe=2,3,4,7,8,9) | X | 3.12 | 70.03 | 15.84 | 2.23 | 80.0 | ± 9.6 % |
| | | Y | 5.35 | 76.22 | 19.51 | | 80.0 | |
| | | Z | 3.70 | 71.02 | 16.81 | | 80.0 | |
| 10487-AAE | LTE-TDD (SC-FDMA, 50% RB, 5 MHz, 64-QAM, UL Subframe=2,3,4,7,8,9) | X | 3.05 | 69.35 | 15.52 | 2.23 | 80.0 | ± 9.6 % |
| | | Y | 5.20 | 75.42 | 19.20 | | 80.0 | |
| | | Z | 3.67 | 70.52 | 16.59 | | 80.0 | |
| 10488-AAE | LTE-TDD (SC-FDMA, 50% RB, 10 MHz, QPSK, UL Subframe=2,3,4,7,8,9) | X | 3.77 | 74.77 | 19.74 | 2.23 | 80.0 | ± 9.6 % |
| | | Y | 6.61 | 81.26 | 22.22 | | 80.0 | |
| | | Z | 4.34 | 74.97 | 19.56 | | 80.0 | |
| 10489-AAE | LTE-TDD (SC-FDMA, 50% RB, 10 MHz, 16-QAM, UL Subframe=2,3,4,7,8,9) | X | 3.48 | 70.19 | 17.70 | 2.23 | 80.0 | ± 9.6 % |
| | | Y | 4.85 | 73.54 | 19.43 | | 80.0 | |
| | | Z | 3.88 | 70.37 | 17.78 | | 80.0 | |
| 10490-AAE | LTE-TDD (SC-FDMA, 50% RB, 10 MHz, 64-QAM, UL Subframe=2,3,4,7,8,9) | X | 3.54 | 69.92 | 17.57 | 2.23 | 80.0 | ± 9.6 % |
| | | Y | 4.87 | 73.02 | 19.24 | | 80.0 | |
| | | Z | 3.96 | 70.12 | 17.70 | | 80.0 | |
| 10491-AAE | LTE-TDD (SC-FDMA, 50% RB, 15 MHz, QPSK, UL Subframe=2,3,4,7,8,9) | X | 3.80 | 72.22 | 18.92 | 2.23 | 80.0 | ± 9.6 % |
| | | Y | 5.84 | 77.06 | 20.75 | | 80.0 | |
| | | Z | 4.36 | 72.73 | 18.82 | | 80.0 | |
| 10492-AAE | LTE-TDD (SC-FDMA, 50% RB, 15 MHz, 16-QAM, UL Subframe=2,3,4,7,8,9) | X | 3.72 | 68.92 | 17.58 | 2.23 | 80.0 | ± 9.6 % |
| | | Y | 4.92 | 71.73 | 18.92 | | 80.0 | |
| | | Z | 4.16 | 69.33 | 17.66 | | 80.0 | |

| | | | | | | | | |
|---|---|---|---|---|---|---|---|---|
| 10493-AAE | LTE-TDD (SC-FDMA, 50% RB, 15 MHz, 64-QAM, UL Subframe=2,3,4,7,8,9) | X | 3.77 | 68.74 | 17.49 | 2.23 | 80.0 | ± 9.6 % |
| | | Y | 4.96 | 71.43 | 18.81 | | 80.0 | |
| | | Z | 4.22 | 69.16 | 17.60 | | 80.0 | |
| 10494-AAF | LTE-TDD (SC-FDMA, 50% RB, 20 MHz, QPSK, UL Subframe=2,3,4,7,8,9) | X | 4.18 | 73.92 | 19.49 | 2.23 | 80.0 | ± 9.6 % |
| | | Y | 6.95 | 79.96 | 21.62 | | 80.0 | |
| | | Z | 4.84 | 74.54 | 19.36 | | 80.0 | |
| 10495-AAF | LTE-TDD (SC-FDMA, 50% RB, 20 MHz, 16-QAM, UL Subframe=2,3,4,7,8,9) | X | 3.75 | 69.23 | 17.80 | 2.23 | 80.0 | ± 9.6 % |
| | | Y | 5.05 | 72.43 | 19.20 | | 80.0 | |
| | | Z | 4.21 | 69.80 | 17.87 | | 80.0 | |
| 10496-AAF | LTE-TDD (SC-FDMA, 50% RB, 20 MHz, 64-QAM, UL Subframe=2,3,4,7,8,9) | X | 3.82 | 68.92 | 17.69 | 2.23 | 80.0 | ± 9.6 % |
| | | Y | 5.05 | 71.84 | 18.99 | | 80.0 | |
| | | Z | 4.27 | 69.45 | 17.77 | | 80.0 | |
| 10497-AAA | LTE-TDD (SC-FDMA, 100% RB, 1.4 MHz, QPSK, UL Subframe=2,3,4,7,8,9) | X | 1.52 | 64.18 | 11.26 | 2.23 | 80.0 | ± 9.6 % |
| | | Y | 7.69 | 84.10 | 21.07 | | 80.0 | |
| | | Z | 2.64 | 69.56 | 14.73 | | 80.0 | |
| 10498-AAA | LTE-TDD (SC-FDMA, 100% RB, 1.4 MHz, 16-QAM, UL Subframe=2,3,4,7,8,9) | X | 1.23 | 60.00 | 7.91 | 2.23 | 80.0 | ± 9.6 % |
| | | Y | 3.94 | 71.70 | 15.61 | | 80.0 | |
| | | Z | 1.87 | 62.84 | 10.67 | | 80.0 | |
| 10499-AAA | LTE-TDD (SC-FDMA, 100% RB, 1.4 MHz, 64-QAM, UL Subframe=2,3,4,7,8,9) | X | 1.24 | 60.00 | 7.75 | 2.23 | 80.0 | ± 9.6 % |
| | | Y | 3.71 | 70.58 | 15.03 | | 80.0 | |
| | | Z | 1.81 | 62.24 | 10.23 | | 80.0 | |
| 10500-AAB | LTE-TDD (SC-FDMA, 100% RB, 3 MHz, QPSK, UL Subframe=2,3,4,7,8,9) | X | 3.81 | 75.98 | 19.54 | 2.23 | 80.0 | ± 9.6 % |
| | | Y | 6.92 | 82.90 | 22.53 | | 80.0 | |
| | | Z | 4.21 | 75.48 | 19.35 | | 80.0 | |
| 10501-AAB | LTE-TDD (SC-FDMA, 100% RB, 3 MHz, 16-QAM, UL Subframe=2,3,4,7,8,9) | X | 3.35 | 70.49 | 16.72 | 2.23 | 80.0 | ± 9.6 % |
| | | Y | 5.07 | 74.88 | 19.37 | | 80.0 | |
| | | Z | 3.79 | 70.79 | 17.20 | | 80.0 | |
| 10502-AAB | LTE-TDD (SC-FDMA, 100% RB, 3 MHz, 64-QAM, UL Subframe=2,3,4,7,8,9) | X | 3.37 | 70.18 | 16.50 | 2.23 | 80.0 | ± 9.6 % |
| | | Y | 5.07 | 74.49 | 19.17 | | 80.0 | |
| | | Z | 3.84 | 70.57 | 17.05 | | 80.0 | |
| 10503-AAE | LTE-TDD (SC-FDMA, 100% RB, 5 MHz, QPSK, UL Subframe=2,3,4,7,8,9) | X | 3.71 | 74.51 | 19.62 | 2.23 | 80.0 | ± 9.6 % |
| | | Y | 6.50 | 80.97 | 22.10 | | 80.0 | |
| | | Z | 4.27 | 74.72 | 19.44 | | 80.0 | |
| 10504-AAE | LTE-TDD (SC-FDMA, 100% RB, 5 MHz, 16-QAM, UL Subframe=2,3,4,7,8,9) | X | 3.45 | 70.07 | 17.62 | 2.23 | 80.0 | ± 9.6 % |
| | | Y | 4.82 | 73.43 | 19.38 | | 80.0 | |
| | | Z | 3.86 | 70.26 | 17.72 | | 80.0 | |
| 10505-AAE | LTE-TDD (SC-FDMA, 100% RB, 5 MHz, 64-QAM, UL Subframe=2,3,4,7,8,9) | X | 3.52 | 69.80 | 17.51 | 2.23 | 80.0 | ± 9.6 % |
| | | Y | 4.84 | 72.92 | 19.19 | | 80.0 | |
| | | Z | 3.93 | 70.01 | 17.63 | | 80.0 | |
| 10506-AAE | LTE-TDD (SC-FDMA, 100% RB, 10 MHz, QPSK, UL Subframe=2,3,4,7,8,9) | X | 4.14 | 73.74 | 19.40 | 2.23 | 80.0 | ± 9.6 % |
| | | Y | 6.87 | 79.75 | 21.53 | | 80.0 | |
| | | Z | 4.79 | 74.36 | 19.28 | | 80.0 | |
| 10507-AAE | LTE-TDD (SC-FDMA, 100% RB, 10 MHz, 16-QAM, UL Subframe=2,3,4,7,8,9) | X | 3.74 | 69.16 | 17.76 | 2.23 | 80.0 | ± 9.6 % |
| | | Y | 5.03 | 72.36 | 19.16 | | 80.0 | |
| | | Z | 4.19 | 69.73 | 17.83 | | 80.0 | |

| | | | | | | | | |
|---|---|---|---|---|---|---|---|---|
| 10508-AAE | LTE-TDD (SC-FDMA, 100% RB, 10 MHz, 64-QAM, UL Subframe=2,3,4,7,8,9) | X | 3.80 | 68.84 | 17.64 | 2.23 | 80.0 | ± 9.6 % |
| | | Y | 5.03 | 71.76 | 18.95 | | 80.0 | |
| | | Z | 4.26 | 69.37 | 17.72 | | 80.0 | |
| 10509-AAE | LTE-TDD (SC-FDMA, 100% RB, 15 MHz, QPSK, UL Subframe=2,3,4,7,8,9) | X | 4.37 | 71.90 | 18.66 | 2.23 | 80.0 | ± 9.6 % |
| | | Y | 6.40 | 76.35 | 20.25 | | 80.0 | |
| | | Z | 4.95 | 72.52 | 18.58 | | 80.0 | |
| 10510-AAE | LTE-TDD (SC-FDMA, 100% RB, 15 MHz, 16-QAM, UL Subframe=2,3,4,7,8,9) | X | 4.17 | 68.57 | 17.64 | 2.23 | 80.0 | ± 9.6 % |
| | | Y | 5.39 | 71.46 | 18.83 | | 80.0 | |
| | | Z | 4.65 | 69.26 | 17.74 | | 80.0 | |
| 10511-AAE | LTE-TDD (SC-FDMA, 100% RB, 15 MHz, 64-QAM, UL Subframe=2,3,4,7,8,9) | X | 4.23 | 68.32 | 17.56 | 2.23 | 80.0 | ± 9.6 % |
| | | Y | 5.38 | 70.99 | 18.68 | | 80.0 | |
| | | Z | 4.69 | 68.96 | 17.66 | | 80.0 | |
| 10512-AAF | LTE-TDD (SC-FDMA, 100% RB, 20 MHz, QPSK, UL Subframe=2,3,4,7,8,9) | X | 4.63 | 73.62 | 19.22 | 2.23 | 80.0 | ± 9.6 % |
| | | Y | 7.45 | 79.52 | 21.26 | | 80.0 | |
| | | Z | 5.32 | 74.42 | 19.16 | | 80.0 | |
| 10513-AAF | LTE-TDD (SC-FDMA, 100% RB, 20 MHz, 16-QAM, UL Subframe=2,3,4,7,8,9) | X | 4.07 | 68.81 | 17.76 | 2.23 | 80.0 | ± 9.6 % |
| | | Y | 5.37 | 72.10 | 19.08 | | 80.0 | |
| | | Z | 4.56 | 69.62 | 17.88 | | 80.0 | |
| 10514-AAF | LTE-TDD (SC-FDMA, 100% RB, 20 MHz, 64-QAM, UL Subframe=2,3,4,7,8,9) | X | 4.09 | 68.37 | 17.61 | 2.23 | 80.0 | ± 9.6 % |
| | | Y | 5.28 | 71.36 | 18.84 | | 80.0 | |
| | | Z | 4.55 | 69.13 | 17.73 | | 80.0 | |
| 10515-AAA | IEEE 802.11b WiFi 2.4 GHz (DSSS, 2 Mbps, 99pc duty cycle) | X | 0.91 | 63.04 | 14.53 | 0.00 | 150.0 | ± 9.6 % |
| | | Y | 1.00 | 64.25 | 15.72 | | 150.0 | |
| | | Z | 0.87 | 62.24 | 13.83 | | 150.0 | |
| 10516-AAA | IEEE 802.11b WiFi 2.4 GHz (DSSS, 5.5 Mbps, 99pc duty cycle) | X | 0.58 | 71.35 | 17.16 | 0.00 | 150.0 | ± 9.6 % |
| | | Y | 1.16 | 84.12 | 23.91 | | 150.0 | |
| | | Z | 0.44 | 67.03 | 14.33 | | 150.0 | |
| 10517-AAA | IEEE 802.11b WiFi 2.4 GHz (DSSS, 11 Mbps, 99pc duty cycle) | X | 0.76 | 64.94 | 15.08 | 0.00 | 150.0 | ± 9.6 % |
| | | Y | 0.90 | 67.48 | 17.10 | | 150.0 | |
| | | Z | 0.71 | 63.66 | 14.02 | | 150.0 | |
| 10518-AAB | IEEE 802.11a/h WiFi 5 GHz (OFDM, 9 Mbps, 99pc duty cycle) | X | 4.35 | 66.71 | 16.17 | 0.00 | 150.0 | ± 9.6 % |
| | | Y | 4.63 | 66.92 | 16.39 | | 150.0 | |
| | | Z | 4.45 | 66.41 | 15.98 | | 150.0 | |
| 10519-AAB | IEEE 802.11a/h WiFi 5 GHz (OFDM, 12 Mbps, 99pc duty cycle) | X | 4.51 | 66.89 | 16.27 | 0.00 | 150.0 | ± 9.6 % |
| | | Y | 4.84 | 67.19 | 16.51 | | 150.0 | |
| | | Z | 4.64 | 66.66 | 16.11 | | 150.0 | |
| 10520-AAB | IEEE 802.11a/h WiFi 5 GHz (OFDM, 18 Mbps, 99pc duty cycle) | X | 4.36 | 66.83 | 16.18 | 0.00 | 150.0 | ± 9.6 % |
| | | Y | 4.69 | 67.18 | 16.45 | | 150.0 | |
| | | Z | 4.49 | 66.61 | 16.02 | | 150.0 | |
| 10521-AAB | IEEE 802.11a/h WiFi 5 GHz (OFDM, 24 Mbps, 99pc duty cycle) | X | 4.29 | 66.80 | 16.16 | 0.00 | 150.0 | ± 9.6 % |
| | | Y | 4.62 | 67.20 | 16.45 | | 150.0 | |
| | | Z | 4.42 | 66.60 | 16.00 | | 150.0 | |
| 10522-AAB | IEEE 802.11a/h WiFi 5 GHz (OFDM, 36 Mbps, 99pc duty cycle) | X | 4.35 | 66.94 | 16.27 | 0.00 | 150.0 | ± 9.6 % |
| | | Y | 4.67 | 67.20 | 16.49 | | 150.0 | |
| | | Z | 4.48 | 66.69 | 16.08 | | 150.0 | |

| | | | | | | | | |
|---|---|---|---|---|---|---|---|---|
| 10523-AAB | IEEE 802.11a/h WiFi 5 GHz (OFDM, 48 Mbps, 99pc duty cycle) | X | 4.27 | 66.89 | 16.16 | 0.00 | 150.0 | ± 9.6 % |
| | | Y | 4.55 | 67.10 | 16.35 | | 150.0 | |
| | | Z | 4.36 | 66.54 | 15.92 | | 150.0 | |
| 10524-AAB | IEEE 802.11a/h WiFi 5 GHz (OFDM, 54 Mbps, 99pc duty cycle) | X | 4.30 | 66.88 | 16.25 | 0.00 | 150.0 | ± 9.6 % |
| | | Y | 4.62 | 67.15 | 16.47 | | 150.0 | |
| | | Z | 4.43 | 66.61 | 16.05 | | 150.0 | |
| 10525-AAB | IEEE 802.11ac WiFi (20MHz, MCS0, 99pc duty cycle) | X | 4.32 | 65.97 | 15.86 | 0.00 | 150.0 | ± 9.6 % |
| | | Y | 4.59 | 66.19 | 16.06 | | 150.0 | |
| | | Z | 4.41 | 65.65 | 15.64 | | 150.0 | |
| 10526-AAB | IEEE 802.11ac WiFi (20MHz, MCS1, 99pc duty cycle) | X | 4.45 | 66.27 | 15.98 | 0.00 | 150.0 | ± 9.6 % |
| | | Y | 4.78 | 66.59 | 16.21 | | 150.0 | |
| | | Z | 4.58 | 66.01 | 15.79 | | 150.0 | |
| 10527-AAB | IEEE 802.11ac WiFi (20MHz, MCS2, 99pc duty cycle) | X | 4.38 | 66.23 | 15.92 | 0.00 | 150.0 | ± 9.6 % |
| | | Y | 4.70 | 66.57 | 16.17 | | 150.0 | |
| | | Z | 4.50 | 65.97 | 15.73 | | 150.0 | |
| 10528-AAB | IEEE 802.11ac WiFi (20MHz, MCS3, 99pc duty cycle) | X | 4.40 | 66.25 | 15.95 | 0.00 | 150.0 | ± 9.6 % |
| | | Y | 4.72 | 66.59 | 16.20 | | 150.0 | |
| | | Z | 4.51 | 65.99 | 15.76 | | 150.0 | |
| 10529-AAB | IEEE 802.11ac WiFi (20MHz, MCS4, 99pc duty cycle) | X | 4.40 | 66.25 | 15.95 | 0.00 | 150.0 | ± 9.6 % |
| | | Y | 4.72 | 66.59 | 16.20 | | 150.0 | |
| | | Z | 4.51 | 65.99 | 15.76 | | 150.0 | |
| 10531-AAB | IEEE 802.11ac WiFi (20MHz, MCS6, 99pc duty cycle) | X | 4.37 | 66.28 | 15.94 | 0.00 | 150.0 | ± 9.6 % |
| | | Y | 4.73 | 66.73 | 16.23 | | 150.0 | |
| | | Z | 4.51 | 66.09 | 15.77 | | 150.0 | |
| 10532-AAB | IEEE 802.11ac WiFi (20MHz, MCS7, 99pc duty cycle) | X | 4.24 | 66.14 | 15.87 | 0.00 | 150.0 | ± 9.6 % |
| | | Y | 4.58 | 66.60 | 16.18 | | 150.0 | |
| | | Z | 4.37 | 65.93 | 15.70 | | 150.0 | |
| 10533-AAB | IEEE 802.11ac WiFi (20MHz, MCS8, 99pc duty cycle) | X | 4.40 | 66.32 | 15.96 | 0.00 | 150.0 | ± 9.6 % |
| | | Y | 4.73 | 66.62 | 16.18 | | 150.0 | |
| | | Z | 4.52 | 66.03 | 15.75 | | 150.0 | |
| 10534-AAB | IEEE 802.11ac WiFi (40MHz, MCS0, 99pc duty cycle) | X | 4.96 | 66.28 | 16.03 | 0.00 | 150.0 | ± 9.6 % |
| | | Y | 5.23 | 66.67 | 16.21 | | 150.0 | |
| | | Z | 5.05 | 66.14 | 15.85 | | 150.0 | |
| 10535-AAB | IEEE 802.11ac WiFi (40MHz, MCS1, 99pc duty cycle) | X | 5.01 | 66.43 | 16.11 | 0.00 | 150.0 | ± 9.6 % |
| | | Y | 5.29 | 66.81 | 16.27 | | 150.0 | |
| | | Z | 5.12 | 66.31 | 15.93 | | 150.0 | |
| 10536-AAB | IEEE 802.11ac WiFi (40MHz, MCS2, 99pc duty cycle) | X | 4.90 | 66.42 | 16.08 | 0.00 | 150.0 | ± 9.6 % |
| | | Y | 5.17 | 66.82 | 16.26 | | 150.0 | |
| | | Z | 4.99 | 66.25 | 15.88 | | 150.0 | |
| 10537-AAB | IEEE 802.11ac WiFi (40MHz, MCS3, 99pc duty cycle) | X | 4.96 | 66.40 | 16.07 | 0.00 | 150.0 | ± 9.6 % |
| | | Y | 5.23 | 66.77 | 16.23 | | 150.0 | |
| | | Z | 5.05 | 66.23 | 15.87 | | 150.0 | |
| 10538-AAB | IEEE 802.11ac WiFi (40MHz, MCS4, 99pc duty cycle) | X | 5.03 | 66.38 | 16.10 | 0.00 | 150.0 | ± 9.6 % |
| | | Y | 5.33 | 66.82 | 16.29 | | 150.0 | |
| | | Z | 5.14 | 66.26 | 15.93 | | 150.0 | |
| 10540-AAB | IEEE 802.11ac WiFi (40MHz, MCS6, 99pc duty cycle) | X | 4.95 | 66.34 | 16.10 | 0.00 | 150.0 | ± 9.6 % |
| | | Y | 5.24 | 66.79 | 16.29 | | 150.0 | |
| | | Z | 5.07 | 66.27 | 15.95 | | 150.0 | |

| | | | | | | | | |
|---|---|---|---|---|---|---|---|---|
| 10541-AAB | IEEE 802.11ac WiFi (40MHz, MCS7, 99pc duty cycle) | X | 4.93 | 66.23 | 16.03 | 0.00 | 150.0 | ± 9.6 % |
| | | Y | 5.22 | 66.69 | 16.24 | | 150.0 | |
| | | Z | 5.04 | 66.14 | 15.87 | | 150.0 | |
| 10542-AAB | IEEE 802.11ac WiFi (40MHz, MCS8, 99pc duty cycle) | X | 5.09 | 66.34 | 16.10 | 0.00 | 150.0 | ± 9.6 % |
| | | Y | 5.37 | 66.73 | 16.27 | | 150.0 | |
| | | Z | 5.20 | 66.21 | 15.93 | | 150.0 | |
| 10543-AAB | IEEE 802.11ac WiFi (40MHz, MCS9, 99pc duty cycle) | X | 5.16 | 66.40 | 16.16 | 0.00 | 150.0 | ± 9.6 % |
| | | Y | 5.45 | 66.74 | 16.29 | | 150.0 | |
| | | Z | 5.28 | 66.26 | 15.97 | | 150.0 | |
| 10544-AAB | IEEE 802.11ac WiFi (80MHz, MCS0, 99pc duty cycle) | X | 5.30 | 66.35 | 16.02 | 0.00 | 150.0 | ± 9.6 % |
| | | Y | 5.51 | 66.78 | 16.19 | | 150.0 | |
| | | Z | 5.36 | 66.26 | 15.85 | | 150.0 | |
| 10545-AAB | IEEE 802.11ac WiFi (80MHz, MCS1, 99pc duty cycle) | X | 5.49 | 66.84 | 16.22 | 0.00 | 150.0 | ± 9.6 % |
| | | Y | 5.71 | 67.15 | 16.32 | | 150.0 | |
| | | Z | 5.56 | 66.68 | 16.01 | | 150.0 | |
| 10546-AAB | IEEE 802.11ac WiFi (80MHz, MCS2, 99pc duty cycle) | X | 5.34 | 66.49 | 16.06 | 0.00 | 150.0 | ± 9.6 % |
| | | Y | 5.60 | 67.04 | 16.28 | | 150.0 | |
| | | Z | 5.43 | 66.47 | 15.93 | | 150.0 | |
| 10547-AAB | IEEE 802.11ac WiFi (80MHz, MCS3, 99pc duty cycle) | X | 5.42 | 66.60 | 16.11 | 0.00 | 150.0 | ± 9.6 % |
| | | Y | 5.69 | 67.11 | 16.30 | | 150.0 | |
| | | Z | 5.50 | 66.51 | 15.94 | | 150.0 | |
| 10548-AAB | IEEE 802.11ac WiFi (80MHz, MCS4, 99pc duty cycle) | X | 5.61 | 67.37 | 16.47 | 0.00 | 150.0 | ± 9.6 % |
| | | Y | 5.91 | 67.95 | 16.70 | | 150.0 | |
| | | Z | 5.77 | 67.49 | 16.39 | | 150.0 | |
| 10550-AAB | IEEE 802.11ac WiFi (80MHz, MCS6, 99pc duty cycle) | X | 5.40 | 66.69 | 16.17 | 0.00 | 150.0 | ± 9.6 % |
| | | Y | 5.62 | 67.00 | 16.27 | | 150.0 | |
| | | Z | 5.46 | 66.49 | 15.94 | | 150.0 | |
| 10551-AAB | IEEE 802.11ac WiFi (80MHz, MCS7, 99pc duty cycle) | X | 5.34 | 66.48 | 16.03 | 0.00 | 150.0 | ± 9.6 % |
| | | Y | 5.63 | 67.07 | 16.27 | | 150.0 | |
| | | Z | 5.46 | 66.53 | 15.92 | | 150.0 | |
| 10552-AAB | IEEE 802.11ac WiFi (80MHz, MCS8, 99pc duty cycle) | X | 5.31 | 66.45 | 16.01 | 0.00 | 150.0 | ± 9.6 % |
| | | Y | 5.54 | 66.86 | 16.18 | | 150.0 | |
| | | Z | 5.38 | 66.32 | 15.83 | | 150.0 | |
| 10553-AAB | IEEE 802.11ac WiFi (80MHz, MCS9, 99pc duty cycle) | X | 5.36 | 66.42 | 16.03 | 0.00 | 150.0 | ± 9.6 % |
| | | Y | 5.63 | 66.91 | 16.23 | | 150.0 | |
| | | Z | 5.46 | 66.37 | 15.88 | | 150.0 | |
| 10554-AAC | IEEE 802.11ac WiFi (160MHz, MCS0, 99pc duty cycle) | X | 5.72 | 66.70 | 16.11 | 0.00 | 150.0 | ± 9.6 % |
| | | Y | 5.91 | 67.13 | 16.27 | | 150.0 | |
| | | Z | 5.77 | 66.63 | 15.95 | | 150.0 | |
| 10555-AAC | IEEE 802.11ac WiFi (160MHz, MCS1, 99pc duty cycle) | X | 5.83 | 66.97 | 16.22 | 0.00 | 150.0 | ± 9.6 % |
| | | Y | 6.05 | 67.44 | 16.39 | | 150.0 | |
| | | Z | 5.90 | 66.93 | 16.08 | | 150.0 | |
| 10556-AAC | IEEE 802.11ac WiFi (160MHz, MCS2, 99pc duty cycle) | X | 5.87 | 67.07 | 16.27 | 0.00 | 150.0 | ± 9.6 % |
| | | Y | 6.06 | 67.47 | 16.40 | | 150.0 | |
| | | Z | 5.92 | 66.98 | 16.10 | | 150.0 | |
| 10557-AAC | IEEE 802.11ac WiFi (160MHz, MCS3, 99pc duty cycle) | X | 5.81 | 66.91 | 16.21 | 0.00 | 150.0 | ± 9.6 % |
| | | Y | 6.04 | 67.42 | 16.40 | | 150.0 | |
| | | Z | 5.89 | 66.89 | 16.07 | | 150.0 | |

| | | | | | | | | |
|---|---|---|---|---|---|---|---|---|
| 10558-AAC | IEEE 802.11ac WiFi (160MHz, MCS4, 99pc duty cycle) | X | 5.84 | 67.01 | 16.27 | 0.00 | 150.0 | ± 9.6 % |
| | | Y | 6.10 | 67.59 | 16.50 | | 150.0 | |
| | | Z | 5.94 | 67.05 | 16.17 | | 150.0 | |
| 10560-AAC | IEEE 802.11ac WiFi (160MHz, MCS6, 99pc duty cycle) | X | 5.85 | 66.91 | 16.26 | 0.00 | 150.0 | ± 9.6 % |
| | | Y | 6.10 | 67.45 | 16.47 | | 150.0 | |
| | | Z | 5.93 | 66.90 | 16.13 | | 150.0 | |
| 10561-AAC | IEEE 802.11ac WiFi (160MHz, MCS7, 99pc duty cycle) | X | 5.78 | 66.91 | 16.29 | 0.00 | 150.0 | ± 9.6 % |
| | | Y | 6.01 | 67.40 | 16.48 | | 150.0 | |
| | | Z | 5.85 | 66.87 | 16.15 | | 150.0 | |
| 10562-AAC | IEEE 802.11ac WiFi (160MHz, MCS8, 99pc duty cycle) | X | 5.84 | 67.10 | 16.39 | 0.00 | 150.0 | ± 9.6 % |
| | | Y | 6.15 | 67.82 | 16.69 | | 150.0 | |
| | | Z | 5.98 | 67.26 | 16.35 | | 150.0 | |
| 10563-AAC | IEEE 802.11ac WiFi (160MHz, MCS9, 99pc duty cycle) | X | 5.94 | 67.06 | 16.33 | 0.00 | 150.0 | ± 9.6 % |
| | | Y | 6.46 | 68.30 | 16.88 | | 150.0 | |
| | | Z | 6.23 | 67.62 | 16.48 | | 150.0 | |
| 10564-AAA | IEEE 802.11g WiFi 2.4 GHz (DSSS-OFDM, 9 Mbps, 99pc duty cycle) | X | 4.67 | 66.76 | 16.32 | 0.46 | 150.0 | ± 9.6 % |
| | | Y | 4.96 | 67.01 | 16.55 | | 150.0 | |
| | | Z | 4.79 | 66.52 | 16.16 | | 150.0 | |
| 10565-AAA | IEEE 802.11g WiFi 2.4 GHz (DSSS-OFDM, 12 Mbps, 99pc duty cycle) | X | 4.88 | 67.18 | 16.64 | 0.46 | 150.0 | ± 9.6 % |
| | | Y | 5.21 | 67.47 | 16.86 | | 150.0 | |
| | | Z | 5.02 | 66.99 | 16.49 | | 150.0 | |
| 10566-AAA | IEEE 802.11g WiFi 2.4 GHz (DSSS-OFDM, 18 Mbps, 99pc duty cycle) | X | 4.71 | 67.00 | 16.45 | 0.46 | 150.0 | ± 9.6 % |
| | | Y | 5.04 | 67.35 | 16.70 | | 150.0 | |
| | | Z | 4.85 | 66.82 | 16.30 | | 150.0 | |
| 10567-AAA | IEEE 802.11g WiFi 2.4 GHz (DSSS-OFDM, 24 Mbps, 99pc duty cycle) | X | 4.75 | 67.42 | 16.83 | 0.46 | 150.0 | ± 9.6 % |
| | | Y | 5.07 | 67.74 | 17.04 | | 150.0 | |
| | | Z | 4.88 | 67.23 | 16.66 | | 150.0 | |
| 10568-AAA | IEEE 802.11g WiFi 2.4 GHz (DSSS-OFDM, 36 Mbps, 99pc duty cycle) | X | 4.61 | 66.75 | 16.20 | 0.46 | 150.0 | ± 9.6 % |
| | | Y | 4.95 | 67.10 | 16.47 | | 150.0 | |
| | | Z | 4.76 | 66.59 | 16.06 | | 150.0 | |
| 10569-AAA | IEEE 802.11g WiFi 2.4 GHz (DSSS-OFDM, 48 Mbps, 99pc duty cycle) | X | 4.73 | 67.64 | 16.97 | 0.46 | 150.0 | ± 9.6 % |
| | | Y | 5.02 | 67.79 | 17.07 | | 150.0 | |
| | | Z | 4.84 | 67.32 | 16.73 | | 150.0 | |
| 10570-AAA | IEEE 802.11g WiFi 2.4 GHz (DSSS-OFDM, 54 Mbps, 99pc duty cycle) | X | 4.74 | 67.41 | 16.85 | 0.46 | 150.0 | ± 9.6 % |
| | | Y | 5.06 | 67.63 | 17.01 | | 150.0 | |
| | | Z | 4.87 | 67.16 | 16.66 | | 150.0 | |
| 10571-AAA | IEEE 802.11b WiFi 2.4 GHz (DSSS, 1 Mbps, 90pc duty cycle) | X | 1.11 | 64.38 | 15.53 | 0.46 | 130.0 | ± 9.6 % |
| | | Y | 1.32 | 66.85 | 17.17 | | 130.0 | |
| | | Z | 1.13 | 64.23 | 15.15 | | 130.0 | |
| 10572-AAA | IEEE 802.11b WiFi 2.4 GHz (DSSS, 2 Mbps, 90pc duty cycle) | X | 1.12 | 65.00 | 15.92 | 0.46 | 130.0 | ± 9.6 % |
| | | Y | 1.36 | 67.67 | 17.63 | | 130.0 | |
| | | Z | 1.14 | 64.81 | 15.50 | | 130.0 | |
| 10573-AAA | IEEE 802.11b WiFi 2.4 GHz (DSSS, 5.5 Mbps, 90pc duty cycle) | X | 2.73 | 91.60 | 24.98 | 0.46 | 130.0 | ± 9.6 % |
| | | Y | 100.00 | 150.60 | 40.49 | | 130.0 | |
| | | Z | 2.09 | 84.11 | 21.34 | | 130.0 | |
| 10574-AAA | IEEE 802.11b WiFi 2.4 GHz (DSSS, 11 Mbps, 90pc duty cycle) | X | 1.25 | 71.44 | 19.20 | 0.46 | 130.0 | ± 9.6 % |
| | | Y | 1.86 | 77.60 | 22.21 | | 130.0 | |
| | | Z | 1.27 | 70.66 | 18.31 | | 130.0 | |

| | | | | | | | | |
|---|---|---|---|---|---|---|---|---|
| 10575-AAA | IEEE 802.11g WiFi 2.4 GHz (DSSS-OFDM, 6 Mbps, 90pc duty cycle) | X | 4.47 | 66.58 | 16.39 | 0.46 | 130.0 | ± 9.6 % |
| | | Y | 4.76 | 66.85 | 16.64 | | 130.0 | |
| | | Z | 4.59 | 66.37 | 16.25 | | 130.0 | |
| 10576-AAA | IEEE 802.11g WiFi 2.4 GHz (DSSS-OFDM, 9 Mbps, 90pc duty cycle) | X | 4.50 | 66.78 | 16.48 | 0.46 | 130.0 | ± 9.6 % |
| | | Y | 4.78 | 67.01 | 16.70 | | 130.0 | |
| | | Z | 4.61 | 66.54 | 16.32 | | 130.0 | |
| 10577-AAA | IEEE 802.11g WiFi 2.4 GHz (DSSS-OFDM, 12 Mbps, 90pc duty cycle) | X | 4.67 | 67.03 | 16.63 | 0.46 | 130.0 | ± 9.6 % |
| | | Y | 5.01 | 67.32 | 16.87 | | 130.0 | |
| | | Z | 4.82 | 66.84 | 16.49 | | 130.0 | |
| 10578-AAA | IEEE 802.11g WiFi 2.4 GHz (DSSS-OFDM, 18 Mbps, 90pc duty cycle) | X | 4.57 | 67.19 | 16.75 | 0.46 | 130.0 | ± 9.6 % |
| | | Y | 4.91 | 67.50 | 16.98 | | 130.0 | |
| | | Z | 4.72 | 67.00 | 16.60 | | 130.0 | |
| 10579-AAA | IEEE 802.11g WiFi 2.4 GHz (DSSS-OFDM, 24 Mbps, 90pc duty cycle) | X | 4.32 | 66.36 | 15.98 | 0.46 | 130.0 | ± 9.6 % |
| | | Y | 4.68 | 66.86 | 16.34 | | 130.0 | |
| | | Z | 4.48 | 66.26 | 15.88 | | 130.0 | |
| 10580-AAA | IEEE 802.11g WiFi 2.4 GHz (DSSS-OFDM, 36 Mbps, 90pc duty cycle) | X | 4.37 | 66.43 | 16.01 | 0.46 | 130.0 | ± 9.6 % |
| | | Y | 4.72 | 66.85 | 16.35 | | 130.0 | |
| | | Z | 4.53 | 66.30 | 15.91 | | 130.0 | |
| 10581-AAA | IEEE 802.11g WiFi 2.4 GHz (DSSS-OFDM, 48 Mbps, 90pc duty cycle) | X | 4.48 | 67.27 | 16.72 | 0.46 | 130.0 | ± 9.6 % |
| | | Y | 4.81 | 67.59 | 16.94 | | 130.0 | |
| | | Z | 4.62 | 67.04 | 16.54 | | 130.0 | |
| 10582-AAA | IEEE 802.11g WiFi 2.4 GHz (DSSS-OFDM, 54 Mbps, 90pc duty cycle) | X | 4.25 | 66.11 | 15.75 | 0.46 | 130.0 | ± 9.6 % |
| | | Y | 4.63 | 66.61 | 16.14 | | 130.0 | |
| | | Z | 4.42 | 66.02 | 15.67 | | 130.0 | |
| 10583-AAB | IEEE 802.11a/h WiFi 5 GHz (OFDM, 6 Mbps, 90pc duty cycle) | X | 4.47 | 66.58 | 16.39 | 0.46 | 130.0 | ± 9.6 % |
| | | Y | 4.76 | 66.85 | 16.64 | | 130.0 | |
| | | Z | 4.59 | 66.37 | 16.25 | | 130.0 | |
| 10584-AAB | IEEE 802.11a/h WiFi 5 GHz (OFDM, 9 Mbps, 90pc duty cycle) | X | 4.50 | 66.78 | 16.48 | 0.46 | 130.0 | ± 9.6 % |
| | | Y | 4.78 | 67.01 | 16.70 | | 130.0 | |
| | | Z | 4.61 | 66.54 | 16.32 | | 130.0 | |
| 10585-AAB | IEEE 802.11a/h WiFi 5 GHz (OFDM, 12 Mbps, 90pc duty cycle) | X | 4.67 | 67.03 | 16.63 | 0.46 | 130.0 | ± 9.6 % |
| | | Y | 5.01 | 67.32 | 16.87 | | 130.0 | |
| | | Z | 4.82 | 66.84 | 16.49 | | 130.0 | |
| 10586-AAB | IEEE 802.11a/h WiFi 5 GHz (OFDM, 18 Mbps, 90pc duty cycle) | X | 4.57 | 67.19 | 16.75 | 0.46 | 130.0 | ± 9.6 % |
| | | Y | 4.91 | 67.50 | 16.98 | | 130.0 | |
| | | Z | 4.72 | 67.00 | 16.60 | | 130.0 | |
| 10587-AAB | IEEE 802.11a/h WiFi 5 GHz (OFDM, 24 Mbps, 90pc duty cycle) | X | 4.32 | 66.36 | 15.98 | 0.46 | 130.0 | ± 9.6 % |
| | | Y | 4.68 | 66.86 | 16.34 | | 130.0 | |
| | | Z | 4.48 | 66.26 | 15.88 | | 130.0 | |
| 10588-AAB | IEEE 802.11a/h WiFi 5 GHz (OFDM, 36 Mbps, 90pc duty cycle) | X | 4.37 | 66.43 | 16.01 | 0.46 | 130.0 | ± 9.6 % |
| | | Y | 4.72 | 66.85 | 16.35 | | 130.0 | |
| | | Z | 4.53 | 66.30 | 15.91 | | 130.0 | |
| 10589-AAB | IEEE 802.11a/h WiFi 5 GHz (OFDM, 48 Mbps, 90pc duty cycle) | X | 4.48 | 67.27 | 16.72 | 0.46 | 130.0 | ± 9.6 % |
| | | Y | 4.81 | 67.59 | 16.94 | | 130.0 | |
| | | Z | 4.62 | 67.04 | 16.54 | | 130.0 | |
| 10590-AAB | IEEE 802.11a/h WiFi 5 GHz (OFDM, 54 Mbps, 90pc duty cycle) | X | 4.25 | 66.11 | 15.75 | 0.46 | 130.0 | ± 9.6 % |
| | | Y | 4.63 | 66.61 | 16.14 | | 130.0 | |
| | | Z | 4.42 | 66.02 | 15.67 | | 130.0 | |

| | | | | | | | | |
|---|---|---|---|---|---|---|---|---|
| 10591-AAB | IEEE 802.11n (HT Mixed, 20MHz, MCS0, 90pc duty cycle) | X | 4.62 | 66.66 | 16.52 | 0.46 | 130.0 | ± 9.6 % |
| | | Y | 4.91 | 66.89 | 16.72 | | 130.0 | |
| | | Z | 4.74 | 66.44 | 16.36 | | 130.0 | |
| 10592-AAB | IEEE 802.11n (HT Mixed, 20MHz, MCS1, 90pc duty cycle) | X | 4.75 | 66.97 | 16.64 | 0.46 | 130.0 | ± 9.6 % |
| | | Y | 5.08 | 67.24 | 16.84 | | 130.0 | |
| | | Z | 4.89 | 66.78 | 16.50 | | 130.0 | |
| 10593-AAB | IEEE 802.11n (HT Mixed, 20MHz, MCS2, 90pc duty cycle) | X | 4.67 | 66.84 | 16.50 | 0.46 | 130.0 | ± 9.6 % |
| | | Y | 5.00 | 67.18 | 16.75 | | 130.0 | |
| | | Z | 4.82 | 66.69 | 16.37 | | 130.0 | |
| 10594-AAB | IEEE 802.11n (HT Mixed, 20MHz, MCS3, 90pc duty cycle) | X | 4.72 | 67.03 | 16.67 | 0.46 | 130.0 | ± 9.6 % |
| | | Y | 5.06 | 67.33 | 16.89 | | 130.0 | |
| | | Z | 4.87 | 66.86 | 16.53 | | 130.0 | |
| 10595-AAB | IEEE 802.11n (HT Mixed, 20MHz, MCS4, 90pc duty cycle) | X | 4.69 | 67.00 | 16.58 | 0.46 | 130.0 | ± 9.6 % |
| | | Y | 5.03 | 67.30 | 16.80 | | 130.0 | |
| | | Z | 4.84 | 66.81 | 16.43 | | 130.0 | |
| 10596-AAB | IEEE 802.11n (HT Mixed, 20MHz, MCS5, 90pc duty cycle) | X | 4.62 | 66.97 | 16.57 | 0.46 | 130.0 | ± 9.6 % |
| | | Y | 4.97 | 67.31 | 16.81 | | 130.0 | |
| | | Z | 4.77 | 66.80 | 16.42 | | 130.0 | |
| 10597-AAB | IEEE 802.11n (HT Mixed, 20MHz, MCS6, 90pc duty cycle) | X | 4.57 | 66.84 | 16.42 | 0.46 | 130.0 | ± 9.6 % |
| | | Y | 4.92 | 67.24 | 16.71 | | 130.0 | |
| | | Z | 4.72 | 66.70 | 16.30 | | 130.0 | |
| 10598-AAB | IEEE 802.11n (HT Mixed, 20MHz, MCS7, 90pc duty cycle) | X | 4.56 | 67.09 | 16.70 | 0.46 | 130.0 | ± 9.6 % |
| | | Y | 4.90 | 67.49 | 16.97 | | 130.0 | |
| | | Z | 4.71 | 66.95 | 16.57 | | 130.0 | |
| 10599-AAB | IEEE 802.11n (HT Mixed, 40MHz, MCS0, 90pc duty cycle) | X | 5.32 | 67.17 | 16.77 | 0.46 | 130.0 | ± 9.6 % |
| | | Y | 5.56 | 67.43 | 16.88 | | 130.0 | |
| | | Z | 5.41 | 67.01 | 16.59 | | 130.0 | |
| 10600-AAB | IEEE 802.11n (HT Mixed, 40MHz, MCS1, 90pc duty cycle) | X | 5.44 | 67.61 | 16.97 | 0.46 | 130.0 | ± 9.6 % |
| | | Y | 5.71 | 67.87 | 17.07 | | 130.0 | |
| | | Z | 5.55 | 67.45 | 16.78 | | 130.0 | |
| 10601-AAB | IEEE 802.11n (HT Mixed, 40MHz, MCS2, 90pc duty cycle) | X | 5.33 | 67.33 | 16.84 | 0.46 | 130.0 | ± 9.6 % |
| | | Y | 5.60 | 67.61 | 16.95 | | 130.0 | |
| | | Z | 5.44 | 67.19 | 16.66 | | 130.0 | |
| 10602-AAB | IEEE 802.11n (HT Mixed, 40MHz, MCS3, 90pc duty cycle) | X | 5.46 | 67.50 | 16.84 | 0.46 | 130.0 | ± 9.6 % |
| | | Y | 5.68 | 67.58 | 16.86 | | 130.0 | |
| | | Z | 5.53 | 67.20 | 16.59 | | 130.0 | |
| 10603-AAB | IEEE 802.11n (HT Mixed, 40MHz, MCS4, 90pc duty cycle) | X | 5.54 | 67.83 | 17.15 | 0.46 | 130.0 | ± 9.6 % |
| | | Y | 5.78 | 67.93 | 17.16 | | 130.0 | |
| | | Z | 5.61 | 67.52 | 16.88 | | 130.0 | |
| 10604-AAB | IEEE 802.11n (HT Mixed, 40MHz, MCS5, 90pc duty cycle) | X | 5.41 | 67.45 | 16.94 | 0.46 | 130.0 | ± 9.6 % |
| | | Y | 5.56 | 67.37 | 16.88 | | 130.0 | |
| | | Z | 5.42 | 66.97 | 16.60 | | 130.0 | |
| 10605-AAB | IEEE 802.11n (HT Mixed, 40MHz, MCS6, 90pc duty cycle) | X | 5.43 | 67.47 | 16.95 | 0.46 | 130.0 | ± 9.6 % |
| | | Y | 5.66 | 67.65 | 17.02 | | 130.0 | |
| | | Z | 5.53 | 67.32 | 16.77 | | 130.0 | |
| 10606-AAB | IEEE 802.11n (HT Mixed, 40MHz, MCS7, 90pc duty cycle) | X | 5.19 | 66.82 | 16.47 | 0.46 | 130.0 | ± 9.6 % |
| | | Y | 5.45 | 67.18 | 16.65 | | 130.0 | |
| | | Z | 5.28 | 66.65 | 16.29 | | 130.0 | |

| | | | | | | | | |
|---|---|---|---|---|---|---|---|---|
| 10607-AAB | IEEE 802.11ac WiFi (20MHz, MCS0, 90pc duty cycle) | X | 4.47 | 66.01 | 16.16 | 0.46 | 130.0 | ± 9.6 % |
| | | Y | 4.75 | 66.22 | 16.35 | | 130.0 | |
| | | Z | 4.57 | 65.74 | 15.97 | | 130.0 | |
| 10608-AAB | IEEE 802.11ac WiFi (20MHz, MCS1, 90pc duty cycle) | X | 4.62 | 66.36 | 16.31 | 0.46 | 130.0 | ± 9.6 % |
| | | Y | 4.96 | 66.65 | 16.52 | | 130.0 | |
| | | Z | 4.76 | 66.14 | 16.14 | | 130.0 | |
| 10609-AAB | IEEE 802.11ac WiFi (20MHz, MCS2, 90pc duty cycle) | X | 4.52 | 66.19 | 16.13 | 0.46 | 130.0 | ± 9.6 % |
| | | Y | 4.84 | 66.53 | 16.38 | | 130.0 | |
| | | Z | 4.65 | 65.98 | 15.97 | | 130.0 | |
| 10610-AAB | IEEE 802.11ac WiFi (20MHz, MCS3, 90pc duty cycle) | X | 4.57 | 66.37 | 16.31 | 0.46 | 130.0 | ± 9.6 % |
| | | Y | 4.90 | 66.69 | 16.54 | | 130.0 | |
| | | Z | 4.70 | 66.15 | 16.14 | | 130.0 | |
| 10611-AAB | IEEE 802.11ac WiFi (20MHz, MCS4, 90pc duty cycle) | X | 4.48 | 66.16 | 16.15 | 0.46 | 130.0 | ± 9.6 % |
| | | Y | 4.82 | 66.51 | 16.40 | | 130.0 | |
| | | Z | 4.62 | 65.95 | 15.99 | | 130.0 | |
| 10612-AAB | IEEE 802.11ac WiFi (20MHz, MCS5, 90pc duty cycle) | X | 4.47 | 66.30 | 16.19 | 0.46 | 130.0 | ± 9.6 % |
| | | Y | 4.83 | 66.68 | 16.45 | | 130.0 | |
| | | Z | 4.63 | 66.10 | 16.02 | | 130.0 | |
| 10613-AAB | IEEE 802.11ac WiFi (20MHz, MCS6, 90pc duty cycle) | X | 4.47 | 66.11 | 16.03 | 0.46 | 130.0 | ± 9.6 % |
| | | Y | 4.84 | 66.59 | 16.34 | | 130.0 | |
| | | Z | 4.63 | 65.98 | 15.91 | | 130.0 | |
| 10614-AAB | IEEE 802.11ac WiFi (20MHz, MCS7, 90pc duty cycle) | X | 4.44 | 66.35 | 16.30 | 0.46 | 130.0 | ± 9.6 % |
| | | Y | 4.78 | 66.77 | 16.57 | | 130.0 | |
| | | Z | 4.57 | 66.18 | 16.15 | | 130.0 | |
| 10615-AAB | IEEE 802.11ac WiFi (20MHz, MCS8, 90pc duty cycle) | X | 4.47 | 65.98 | 15.91 | 0.46 | 130.0 | ± 9.6 % |
| | | Y | 4.82 | 66.34 | 16.18 | | 130.0 | |
| | | Z | 4.62 | 65.77 | 15.75 | | 130.0 | |
| 10616-AAB | IEEE 802.11ac WiFi (40MHz, MCS0, 90pc duty cycle) | X | 5.12 | 66.35 | 16.35 | 0.46 | 130.0 | ± 9.6 % |
| | | Y | 5.39 | 66.72 | 16.51 | | 130.0 | |
| | | Z | 5.23 | 66.24 | 16.19 | | 130.0 | |
| 10617-AAB | IEEE 802.11ac WiFi (40MHz, MCS1, 90pc duty cycle) | X | 5.18 | 66.54 | 16.42 | 0.46 | 130.0 | ± 9.6 % |
| | | Y | 5.44 | 66.83 | 16.53 | | 130.0 | |
| | | Z | 5.30 | 66.42 | 16.25 | | 130.0 | |
| 10618-AAB | IEEE 802.11ac WiFi (40MHz, MCS2, 90pc duty cycle) | X | 5.08 | 66.59 | 16.46 | 0.46 | 130.0 | ± 9.6 % |
| | | Y | 5.34 | 66.91 | 16.59 | | 130.0 | |
| | | Z | 5.18 | 66.42 | 16.26 | | 130.0 | |
| 10619-AAB | IEEE 802.11ac WiFi (40MHz, MCS3, 90pc duty cycle) | X | 5.10 | 66.38 | 16.28 | 0.46 | 130.0 | ± 9.6 % |
| | | Y | 5.37 | 66.73 | 16.44 | | 130.0 | |
| | | Z | 5.20 | 66.24 | 16.11 | | 130.0 | |
| 10620-AAB | IEEE 802.11ac WiFi (40MHz, MCS4, 90pc duty cycle) | X | 5.17 | 66.39 | 16.34 | 0.46 | 130.0 | ± 9.6 % |
| | | Y | 5.47 | 66.81 | 16.53 | | 130.0 | |
| | | Z | 5.29 | 66.28 | 16.18 | | 130.0 | |
| 10621-AAB | IEEE 802.11ac WiFi (40MHz, MCS5, 90pc duty cycle) | X | 5.18 | 66.51 | 16.52 | 0.46 | 130.0 | ± 9.6 % |
| | | Y | 5.45 | 66.88 | 16.68 | | 130.0 | |
| | | Z | 5.29 | 66.41 | 16.37 | | 130.0 | |
| 10622-AAB | IEEE 802.11ac WiFi (40MHz, MCS6, 90pc duty cycle) | X | 5.17 | 66.62 | 16.57 | 0.46 | 130.0 | ± 9.6 % |
| | | Y | 5.45 | 66.99 | 16.72 | | 130.0 | |
| | | Z | 5.30 | 66.58 | 16.44 | | 130.0 | |

| | | | | | | | | |
|---|---|---|---|---|---|---|---|---|
| 10623-AAB | IEEE 802.11ac WiFi (40MHz, MCS7, 90pc duty cycle) | X | 5.05 | 66.12 | 16.18 | 0.46 | 130.0 | ± 9.6 % |
| | | Y | 5.34 | 66.59 | 16.41 | | 130.0 | |
| | | Z | 5.18 | 66.09 | 16.07 | | 130.0 | |
| 10624-AAB | IEEE 802.11ac WiFi (40MHz, MCS8, 90pc duty cycle) | X | 5.25 | 66.39 | 16.39 | 0.46 | 130.0 | ± 9.6 % |
| | | Y | 5.53 | 66.75 | 16.54 | | 130.0 | |
| | | Z | 5.37 | 66.30 | 16.24 | | 130.0 | |
| 10625-AAB | IEEE 802.11ac WiFi (40MHz, MCS9, 90pc duty cycle) | X | 5.38 | 66.67 | 16.59 | 0.46 | 130.0 | ± 9.6 % |
| | | Y | 5.90 | 67.70 | 17.07 | | 130.0 | |
| | | Z | 5.75 | 67.32 | 16.80 | | 130.0 | |
| 10626-AAB | IEEE 802.11ac WiFi (80MHz, MCS0, 90pc duty cycle) | X | 5.45 | 66.38 | 16.30 | 0.46 | 130.0 | ± 9.6 % |
| | | Y | 5.65 | 66.76 | 16.45 | | 130.0 | |
| | | Z | 5.52 | 66.31 | 16.15 | | 130.0 | |
| 10627-AAB | IEEE 802.11ac WiFi (80MHz, MCS1, 90pc duty cycle) | X | 5.70 | 67.06 | 16.61 | 0.46 | 130.0 | ± 9.6 % |
| | | Y | 5.89 | 67.26 | 16.65 | | 130.0 | |
| | | Z | 5.76 | 66.88 | 16.40 | | 130.0 | |
| 10628-AAB | IEEE 802.11ac WiFi (80MHz, MCS2, 90pc duty cycle) | X | 5.45 | 66.37 | 16.19 | 0.46 | 130.0 | ± 9.6 % |
| | | Y | 5.71 | 66.92 | 16.42 | | 130.0 | |
| | | Z | 5.56 | 66.40 | 16.09 | | 130.0 | |
| 10629-AAB | IEEE 802.11ac WiFi (80MHz, MCS3, 90pc duty cycle) | X | 5.55 | 66.55 | 16.28 | 0.46 | 130.0 | ± 9.6 % |
| | | Y | 5.80 | 66.98 | 16.44 | | 130.0 | |
| | | Z | 5.64 | 66.49 | 16.13 | | 130.0 | |
| 10630-AAB | IEEE 802.11ac WiFi (80MHz, MCS4, 90pc duty cycle) | X | 5.86 | 67.71 | 16.86 | 0.46 | 130.0 | ± 9.6 % |
| | | Y | 6.24 | 68.48 | 17.19 | | 130.0 | |
| | | Z | 6.10 | 68.05 | 16.90 | | 130.0 | |
| 10631-AAB | IEEE 802.11ac WiFi (80MHz, MCS5, 90pc duty cycle) | X | 5.79 | 67.61 | 17.01 | 0.46 | 130.0 | ± 9.6 % |
| | | Y | 6.17 | 68.34 | 17.30 | | 130.0 | |
| | | Z | 5.98 | 67.80 | 16.98 | | 130.0 | |
| 10632-AAB | IEEE 802.11ac WiFi (80MHz, MCS6, 90pc duty cycle) | X | 5.69 | 67.21 | 16.83 | 0.46 | 130.0 | ± 9.6 % |
| | | Y | 5.87 | 67.35 | 16.83 | | 130.0 | |
| | | Z | 5.73 | 66.95 | 16.57 | | 130.0 | |
| 10633-AAB | IEEE 802.11ac WiFi (80MHz, MCS7, 90pc duty cycle) | X | 5.50 | 66.55 | 16.32 | 0.46 | 130.0 | ± 9.6 % |
| | | Y | 5.79 | 67.12 | 16.54 | | 130.0 | |
| | | Z | 5.62 | 66.56 | 16.20 | | 130.0 | |
| 10634-AAB | IEEE 802.11ac WiFi (80MHz, MCS8, 90pc duty cycle) | X | 5.50 | 66.62 | 16.41 | 0.46 | 130.0 | ± 9.6 % |
| | | Y | 5.78 | 67.13 | 16.61 | | 130.0 | |
| | | Z | 5.60 | 66.59 | 16.28 | | 130.0 | |
| 10635-AAB | IEEE 802.11ac WiFi (80MHz, MCS9, 90pc duty cycle) | X | 5.36 | 65.87 | 15.76 | 0.46 | 130.0 | ± 9.6 % |
| | | Y | 5.66 | 66.49 | 16.04 | | 130.0 | |
| | | Z | 5.48 | 65.92 | 15.67 | | 130.0 | |
| 10636-AAC | IEEE 802.11ac WiFi (160MHz, MCS0, 90pc duty cycle) | X | 5.88 | 66.74 | 16.39 | 0.46 | 130.0 | ± 9.6 % |
| | | Y | 6.06 | 67.13 | 16.53 | | 130.0 | |
| | | Z | 5.93 | 66.68 | 16.24 | | 130.0 | |
| 10637-AAC | IEEE 802.11ac WiFi (160MHz, MCS1, 90pc duty cycle) | X | 6.02 | 67.10 | 16.56 | 0.46 | 130.0 | ± 9.6 % |
| | | Y | 6.22 | 67.49 | 16.69 | | 130.0 | |
| | | Z | 6.09 | 67.07 | 16.42 | | 130.0 | |
| 10638-AAC | IEEE 802.11ac WiFi (160MHz, MCS2, 90pc duty cycle) | X | 6.03 | 67.11 | 16.54 | 0.46 | 130.0 | ± 9.6 % |
| | | Y | 6.22 | 67.47 | 16.65 | | 130.0 | |
| | | Z | 6.09 | 67.04 | 16.38 | | 130.0 | |

| | | | | | | | | |
|---|---|---|---|---|---|---|---|---|
| 10639-AAC | IEEE 802.11ac WiFi (160MHz, MCS3, 90pc duty cycle) | X | 5.99 | 67.00 | 16.52 | 0.46 | 130.0 | ± 9.6 % |
| | | Y | 6.22 | 67.48 | 16.70 | | 130.0 | |
| | | Z | 6.07 | 67.00 | 16.40 | | 130.0 | |
| 10640-AAC | IEEE 802.11ac WiFi (160MHz, MCS4, 90pc duty cycle) | X | 5.96 | 66.94 | 16.43 | 0.46 | 130.0 | ± 9.6 % |
| | | Y | 6.23 | 67.53 | 16.67 | | 130.0 | |
| | | Z | 6.08 | 67.01 | 16.35 | | 130.0 | |
| 10641-AAC | IEEE 802.11ac WiFi (160MHz, MCS5, 90pc duty cycle) | X | 6.06 | 67.00 | 16.49 | 0.46 | 130.0 | ± 9.6 % |
| | | Y | 6.24 | 67.32 | 16.58 | | 130.0 | |
| | | Z | 6.12 | 66.90 | 16.32 | | 130.0 | |
| 10642-AAC | IEEE 802.11ac WiFi (160MHz, MCS6, 90pc duty cycle) | X | 6.07 | 67.18 | 16.75 | 0.46 | 130.0 | ± 9.6 % |
| | | Y | 6.31 | 67.64 | 16.91 | | 130.0 | |
| | | Z | 6.16 | 67.17 | 16.62 | | 130.0 | |
| 10643-AAC | IEEE 802.11ac WiFi (160MHz, MCS7, 90pc duty cycle) | X | 5.92 | 66.89 | 16.49 | 0.46 | 130.0 | ± 9.6 % |
| | | Y | 6.14 | 67.31 | 16.65 | | 130.0 | |
| | | Z | 5.99 | 66.84 | 16.35 | | 130.0 | |
| 10644-AAC | IEEE 802.11ac WiFi (160MHz, MCS8, 90pc duty cycle) | X | 5.99 | 67.10 | 16.62 | 0.46 | 130.0 | ± 9.6 % |
| | | Y | 6.33 | 67.92 | 16.98 | | 130.0 | |
| | | Z | 6.16 | 67.36 | 16.63 | | 130.0 | |
| 10645-AAC | IEEE 802.11ac WiFi (160MHz, MCS9, 90pc duty cycle) | X | 6.18 | 67.33 | 16.70 | 0.46 | 130.0 | ± 9.6 % |
| | | Y | 6.71 | 68.57 | 17.24 | | 130.0 | |
| | | Z | 6.55 | 68.09 | 16.95 | | 130.0 | |
| 10646-AAF | LTE-TDD (SC-FDMA, 1 RB, 5 MHz, QPSK, UL Subframe=2,7) | X | 14.14 | 107.69 | 38.12 | 9.30 | 60.0 | ± 9.6 % |
| | | Y | 100.00 | 144.94 | 46.77 | | 60.0 | |
| | | Z | 30.85 | 119.35 | 40.08 | | 60.0 | |
| 10647-AAF | LTE-TDD (SC-FDMA, 1 RB, 20 MHz, QPSK, UL Subframe=2,7) | X | 12.04 | 104.46 | 37.24 | 9.30 | 60.0 | ± 9.6 % |
| | | Y | 100.00 | 146.11 | 47.28 | | 60.0 | |
| | | Z | 27.80 | 117.78 | 39.79 | | 60.0 | |
| 10648-AAA | CDMA2000 (1x Advanced) | X | 0.47 | 61.13 | 7.86 | 0.00 | 150.0 | ± 9.6 % |
| | | Y | 0.88 | 66.67 | 13.23 | | 150.0 | |
| | | Z | 0.57 | 61.81 | 9.11 | | 150.0 | |
| 10652-AAD | LTE-TDD (OFDMA, 5 MHz, E-TM 3.1, Clipping 44%) | X | 3.52 | 67.37 | 16.66 | 2.23 | 80.0 | ± 9.6 % |
| | | Y | 4.30 | 69.06 | 17.80 | | 80.0 | |
| | | Z | 3.79 | 67.33 | 16.72 | | 80.0 | |
| 10653-AAD | LTE-TDD (OFDMA, 10 MHz, E-TM 3.1, Clipping 44%) | X | 4.01 | 66.39 | 16.78 | 2.23 | 80.0 | ± 9.6 % |
| | | Y | 4.70 | 67.95 | 17.65 | | 80.0 | |
| | | Z | 4.29 | 66.62 | 16.85 | | 80.0 | |
| 10654-AAD | LTE-TDD (OFDMA, 15 MHz, E-TM 3.1, Clipping 44%) | X | 4.01 | 65.96 | 16.79 | 2.23 | 80.0 | ± 9.6 % |
| | | Y | 4.63 | 67.55 | 17.61 | | 80.0 | |
| | | Z | 4.26 | 66.27 | 16.85 | | 80.0 | |
| 10655-AAE | LTE-TDD (OFDMA, 20 MHz, E-TM 3.1, Clipping 44%) | X | 4.08 | 65.87 | 16.81 | 2.23 | 80.0 | ± 9.6 % |
| | | Y | 4.69 | 67.57 | 17.65 | | 80.0 | |
| | | Z | 4.32 | 66.26 | 16.89 | | 80.0 | |
| 10658-AAA | Pulse Waveform (200Hz, 10%) | X | 100.00 | 112.61 | 27.04 | 10.00 | 50.0 | ± 9.6 % |
| | | Y | 100.00 | 116.07 | 29.63 | | 50.0 | |
| | | Z | 100.00 | 115.00 | 28.71 | | 50.0 | |
| 10659-AAA | Pulse Waveform (200Hz, 20%) | X | 100.00 | 111.16 | 25.24 | 6.99 | 60.0 | ± 9.6 % |
| | | Y | 100.00 | 113.33 | 27.35 | | 60.0 | |
| | | Z | 100.00 | 111.29 | 25.96 | | 60.0 | |

| | | | | | | | | |
|---|---|---|---|---|---|---|---|---|
| 10660-AAA | Pulse Waveform (200Hz, 40%) | X | 100.00 | 110.59 | 23.58 | 3.98 | 80.0 | ± 9.6 % |
| | | Y | 100.00 | 112.96 | 25.87 | | 80.0 | |
| | | Z | 100.00 | 108.11 | 23.21 | | 80.0 | |
| 10661-AAA | Pulse Waveform (200Hz, 60%) | X | 100.00 | 108.86 | 21.59 | 2.22 | 100.0 | ± 9.6 % |
| | | Y | 100.00 | 116.28 | 26.03 | | 100.0 | |
| | | Z | 100.00 | 104.99 | 20.64 | | 100.0 | |
| 10662-AAA | Pulse Waveform (200Hz, 80%) | X | 100.00 | 91.27 | 13.16 | 0.97 | 120.0 | ± 9.6 % |
| | | Y | 100.00 | 127.90 | 28.93 | | 120.0 | |
| | | Z | 18.81 | 83.38 | 12.18 | | 120.0 | |
| 10670-AAA | Bluetooth Low Energy | X | 100.00 | 115.25 | 24.54 | 2.19 | 100.0 | ± 9.6 % |
| | | Y | 100.00 | 116.78 | 26.61 | | 100.0 | |
| | | Z | 100.00 | 108.14 | 22.30 | | 100.0 | |

[E] Uncertainty is determined using the max. deviation from linear response applying rectangular distribution and is expressed for the square of the field value.

**Calibration Laboratory of**
Schmid & Partner
Engineering AG
**Zeughausstrasse 43, 8004 Zurich, Switzerland**

**S** Schweizerischer Kalibrierdienst
**C** Service suisse d'étalonnage
Servizio svizzero di taratura
**S** Swiss Calibration Service

Accredited by the Swiss Accreditation Service (SAS)
**The Swiss Accreditation Service is one of the signatories to the EA Multilateral Agreement for the recognition of calibration certificates**

**Accreditation No.: SCS 0108**

**Client** **Sporton**

**Certificate No: EX3-3976_Jan19**

# CALIBRATION CERTIFICATE

| | |
|---|---|
| Object | EX3DV4 - SN:3976 |
| Calibration procedure(s) | QA CAL-01.v9, QA CAL-14.v5, QA CAL-23.v5, QA CAL-25.v7<br>Calibration procedure for dosimetric E-field probes |
| Calibration date: | January 29, 2019 |

This calibration certificate documents the traceability to national standards, which realize the physical units of measurements (SI).
The measurements and the uncertainties with confidence probability are given on the following pages and are part of the certificate.

All calibrations have been conducted in the closed laboratory facility: environment temperature (22 ± 3)°C and humidity < 70%.

Calibration Equipment used (M&TE critical for calibration)

| Primary Standards | ID | Cal Date (Certificate No.) | Scheduled Calibration |
|---|---|---|---|
| Power meter NRP | SN: 104778 | 04-Apr-18 (No. 217-02672/02673) | Apr-19 |
| Power sensor NRP-Z91 | SN: 103244 | 04-Apr-18 (No. 217-02672) | Apr-19 |
| Power sensor NRP-Z91 | SN: 103245 | 04-Apr-18 (No. 217-02673) | Apr-19 |
| Reference 20 dB Attenuator | SN: S5277 (20x) | 04-Apr-18 (No. 217-02682) | Apr-19 |
| DAE4 | SN: 660 | 19-Dec-18 (No. DAE4-660_Dec18) | Dec-19 |
| Reference Probe ES3DV2 | SN: 3013 | 31-Dec-18 (No. ES3-3013_Dec18) | Dec-19 |
| | | | |
| Secondary Standards | ID | Check Date (in house) | Scheduled Check |
| Power meter E4419B | SN: GB41293874 | 06-Apr-16 (in house check Jun-18) | In house check: Jun-20 |
| Power sensor E4412A | SN: MY41498087 | 06-Apr-16 (in house check Jun-18) | In house check: Jun-20 |
| Power sensor E4412A | SN: 000110210 | 06-Apr-16 (in house check Jun-18) | In house check: Jun-20 |
| RF generator HP 8648C | SN: US3642U01700 | 04-Aug-99 (in house check Jun-18) | In house check: Jun-20 |
| Network Analyzer E8358A | SN: US41080477 | 31-Mar-14 (in house check Oct-18) | In house check: Oct-19 |

| | Name | Function | Signature |
|---|---|---|---|
| Calibrated by: | Michael Weber | Laboratory Technician | |
| Approved by: | Katja Pokovic | Technical Manager | |

Issued: February 2, 2019

This calibration certificate shall not be reproduced except in full without written approval of the laboratory.

## Glossary:

| | |
|---|---|
| TSL | tissue simulating liquid |
| NORMx,y,z | sensitivity in free space |
| ConvF | sensitivity in TSL / NORMx,y,z |
| DCP | diode compression point |
| CF | crest factor (1/duty_cycle) of the RF signal |
| A, B, C, D | modulation dependent linearization parameters |
| Polarization φ | φ rotation around probe axis |
| Polarization ϑ | ϑ rotation around an axis that is in the plane normal to probe axis (at measurement center), i.e., ϑ = 0 is normal to probe axis |
| Connector Angle | information used in DASY system to align probe sensor X to the robot coordinate system |

## Calibration is Performed According to the Following Standards:

a) IEEE Std 1528-2013, "IEEE Recommended Practice for Determining the Peak Spatial-Averaged Specific Absorption Rate (SAR) in the Human Head from Wireless Communications Devices: Measurement Techniques", June 2013
b) IEC 62209-1, ", "Measurement procedure for the assessment of Specific Absorption Rate (SAR) from hand-held and body-mounted devices used next to the ear (frequency range of 300 MHz to 6 GHz)", July 2016
c) IEC 62209-2, "Procedure to determine the Specific Absorption Rate (SAR) for wireless communication devices used in close proximity to the human body (frequency range of 30 MHz to 6 GHz)", March 2010
d) KDB 865664, "SAR Measurement Requirements for 100 MHz to 6 GHz"

## Methods Applied and Interpretation of Parameters:

- *NORMx,y,z:* Assessed for E-field polarization ϑ = 0 (f ≤ 900 MHz in TEM-cell; f > 1800 MHz: R22 waveguide). NORMx,y,z are only intermediate values, i.e., the uncertainties of NORMx,y,z does not affect the $E^2$-field uncertainty inside TSL (see below *ConvF*).
- *NORM(f)x,y,z = NORMx,y,z * frequency_response* (see Frequency Response Chart). This linearization is implemented in DASY4 software versions later than 4.2. The uncertainty of the frequency response is included in the stated uncertainty of *ConvF*.
- *DCPx,y,z:* DCP are numerical linearization parameters assessed based on the data of power sweep with CW signal (no uncertainty required). DCP does not depend on frequency nor media.
- *PAR:* PAR is the Peak to Average Ratio that is not calibrated but determined based on the signal characteristics
- *Ax,y,z; Bx,y,z; Cx,y,z; Dx,y,z; VRx,y,z: A, B, C, D* are numerical linearization parameters assessed based on the data of power sweep for specific modulation signal. The parameters do not depend on frequency nor media. *VR* is the maximum calibration range expressed in RMS voltage across the diode.
- *ConvF and Boundary Effect Parameters:* Assessed in flat phantom using E-field (or Temperature Transfer Standard for f ≤ 800 MHz) and inside waveguide using analytical field distributions based on power measurements for f > 800 MHz. The same setups are used for assessment of the parameters applied for boundary compensation (alpha, depth) of which typical uncertainty values are given. These parameters are used in DASY4 software to improve probe accuracy close to the boundary. The sensitivity in TSL corresponds to *NORMx,y,z * ConvF* whereby the uncertainty corresponds to that given for *ConvF*. A frequency dependent *ConvF* is used in DASY version 4.4 and higher which allows extending the validity from ± 50 MHz to ± 100 MHz.
- *Spherical isotropy (3D deviation from isotropy)*: in a field of low gradients realized using a flat phantom exposed by a patch antenna.
- *Sensor Offset*: The sensor offset corresponds to the offset of virtual measurement center from the probe tip (on probe axis). No tolerance required.
- *Connector Angle*: The angle is assessed using the information gained by determining the *NORMx* (no uncertainty required).

# DASY/EASY - Parameters of Probe: EX3DV4 - SN:3976

## Basic Calibration Parameters

| | Sensor X | Sensor Y | Sensor Z | Unc (k=2) |
|---|---|---|---|---|
| Norm ($\mu V/(V/m)^2$)[A] | 0.48 | 0.50 | 0.54 | ± 10.1 % |
| DCP (mV)[B] | 104.5 | 99.0 | 104.1 | |

## Calibration Results for Modulation Response

| UID | Communication System Name | | A dB | B dB√µV | C | D dB | VR mV | Max dev. | Max Unc[E] (k=2) |
|---|---|---|---|---|---|---|---|---|---|
| 0 | CW | X | 0.00 | 0.00 | 1.00 | 0.00 | 192.9 | ± 3.0 % | ± 4.7 % |
| | | Y | 0.00 | 0.00 | 1.00 | | 183.6 | | |
| | | Z | 0.00 | 0.00 | 1.00 | | 176.0 | | |
| 10352-AAA | Pulse Waveform (200Hz, 10%) | X | 15.00 | 89.95 | 21.64 | 10.00 | 60.0 | ± 2.9 % | ± 9.6 % |
| | | Y | 15.00 | 87.99 | 20.42 | | 60.0 | | |
| | | Z | 15.00 | 89.70 | 21.89 | | 60.0 | | |
| 10353-AAA | Pulse Waveform (200Hz, 20%) | X | 15.00 | 91.30 | 21.20 | 6.99 | 80.0 | ± 1.5 % | ± 9.6 % |
| | | Y | 15.00 | 89.18 | 19.60 | | 80.0 | | |
| | | Z | 15.00 | 90.94 | 21.40 | | 80.0 | | |
| 10354-AAA | Pulse Waveform (200Hz, 40%) | X | 15.00 | 99.00 | 23.65 | 3.98 | 95.0 | ± 1.1 % | ± 9.6 % |
| | | Y | 15.00 | 89.75 | 18.10 | | 95.0 | | |
| | | Z | 15.00 | 94.79 | 21.87 | | 95.0 | | |
| 10355-AAA | Pulse Waveform (200Hz, 60%) | X | 15.00 | 109.60 | 27.20 | 2.22 | 120.0 | ± 1.3 % | ± 9.6 % |
| | | Y | 15.00 | 86.63 | 14.99 | | 120.0 | | |
| | | Z | 15.00 | 101.71 | 23.80 | | 120.0 | | |
| 10387-AAA | QPSK Waveform, 1 MHz | X | 1.06 | 66.74 | 12.42 | 0.00 | 150.0 | ± 2.9 % | ± 9.6 % |
| | | Y | 0.56 | 60.33 | 7.26 | | 150.0 | | |
| | | Z | 1.11 | 67.09 | 12.80 | | 150.0 | | |
| 10388-AAA | QPSK Waveform, 10 MHz | X | 2.60 | 71.02 | 17.40 | 0.00 | 150.0 | ± 0.9 % | ± 9.6 % |
| | | Y | 2.06 | 67.51 | 15.42 | | 150.0 | | |
| | | Z | 2.62 | 71.03 | 17.35 | | 150.0 | | |
| 10396-AAA | 64-QAM Waveform, 100 kHz | X | 3.64 | 74.27 | 20.57 | 3.01 | 150.0 | ± 0.8 % | ± 9.6 % |
| | | Y | 2.92 | 70.27 | 18.87 | | 150.0 | | |
| | | Z | 3.74 | 74.33 | 20.47 | | 150.0 | | |
| 10399-AAA | 64-QAM Waveform, 40 MHz | X | 3.68 | 68.22 | 16.49 | 0.00 | 150.0 | ± 2.0 % | ± 9.6 % |
| | | Y | 3.53 | 67.46 | 15.96 | | 150.0 | | |
| | | Z | 3.71 | 68.34 | 16.51 | | 150.0 | | |
| 10414-AAA | WLAN CCDF, 64-QAM, 40MHz | X | 4.97 | 66.12 | 15.90 | 0.00 | 150.0 | ± 3.9 % | ± 9.6 % |
| | | Y | 4.90 | 66.00 | 15.81 | | 150.0 | | |
| | | Z | 4.85 | 65.65 | 15.63 | | 150.0 | | |

Note: For details on UID parameters see Appendix

The reported uncertainty of measurement is stated as the standard uncertainty of measurement multiplied by the coverage factor k=2, which for a normal distribution corresponds to a coverage probability of approximately 95%.

[A] The uncertainties of Norm X,Y,Z do not affect the $E^2$-field uncertainty inside TSL (see Pages 5 and 6).
[B] Numerical linearization parameter: uncertainty not required.
[E] Uncertainty is determined using the max. deviation from linear response applying rectangular distribution and is expressed for the square of the field value.

# DASY/EASY - Parameters of Probe: EX3DV4 - SN:3976

## Sensor Model Parameters

| | C1 fF | C2 fF | α $V^{-1}$ | T1 $ms.V^{-2}$ | T2 $ms.V^{-1}$ | T3 ms | T4 $V^{-2}$ | T5 $V^{-1}$ | T6 |
|---|---|---|---|---|---|---|---|---|---|
| X | 48.7 | 359.93 | 35.14 | 18.27 | 0.50 | 5.10 | 1.43 | 0.31 | 1.01 |
| Y | 43.3 | 334.05 | 37.64 | 12.76 | 0.70 | 5.10 | 0.00 | 0.53 | 1.01 |
| Z | 51.0 | 375.39 | 34.89 | 22.10 | 0.67 | 5.10 | 1.32 | 0.36 | 1.01 |

## Other Probe Parameters

| | |
|---|---|
| Sensor Arrangement | Triangular |
| Connector Angle (°) | -2.2 |
| Mechanical Surface Detection Mode | enabled |
| Optical Surface Detection Mode | disabled |
| Probe Overall Length | 337 mm |
| Probe Body Diameter | 10 mm |
| Tip Length | 9 mm |
| Tip Diameter | 2.5 mm |
| Probe Tip to Sensor X Calibration Point | 1 mm |
| Probe Tip to Sensor Y Calibration Point | 1 mm |
| Probe Tip to Sensor Z Calibration Point | 1 mm |
| Recommended Measurement Distance from Surface | 1.4 mm |

# DASY/EASY - Parameters of Probe: EX3DV4 - SN:3976

## Calibration Parameter Determined in Head Tissue Simulating Media

| f (MHz) [C] | Relative Permittivity [F] | Conductivity (S/m) [F] | ConvF X | ConvF Y | ConvF Z | Alpha [G] | Depth [G] (mm) | Unc (k=2) |
|---|---|---|---|---|---|---|---|---|
| 750 | 41.9 | 0.89 | 10.40 | 10.40 | 10.40 | 0.50 | 0.80 | ± 12.0 % |
| 835 | 41.5 | 0.90 | 10.19 | 10.19 | 10.19 | 0.33 | 0.98 | ± 12.0 % |
| 900 | 41.5 | 0.97 | 9.96 | 9.96 | 9.96 | 0.45 | 0.80 | ± 12.0 % |
| 1450 | 40.5 | 1.20 | 8.88 | 8.88 | 8.88 | 0.36 | 0.80 | ± 12.0 % |
| 1750 | 40.1 | 1.37 | 8.73 | 8.73 | 8.73 | 0.34 | 0.85 | ± 12.0 % |
| 1900 | 40.0 | 1.40 | 8.54 | 8.54 | 8.54 | 0.34 | 0.84 | ± 12.0 % |
| 2000 | 40.0 | 1.40 | 8.47 | 8.47 | 8.47 | 0.39 | 0.84 | ± 12.0 % |
| 2300 | 39.5 | 1.67 | 8.13 | 8.13 | 8.13 | 0.40 | 0.85 | ± 12.0 % |
| 2450 | 39.2 | 1.80 | 7.70 | 7.70 | 7.70 | 0.39 | 0.85 | ± 12.0 % |
| 2600 | 39.0 | 1.96 | 7.54 | 7.54 | 7.54 | 0.43 | 0.85 | ± 12.0 % |
| 3300 | 38.2 | 2.71 | 7.23 | 7.23 | 7.23 | 0.24 | 1.20 | ± 14.0 % |
| 3500 | 37.9 | 2.91 | 7.22 | 7.22 | 7.22 | 0.24 | 1.20 | ± 14.0 % |
| 3700 | 37.7 | 3.12 | 7.16 | 7.16 | 7.16 | 0.23 | 1.30 | ± 14.0 % |
| 5250 | 35.9 | 4.71 | 5.43 | 5.43 | 5.43 | 0.40 | 1.80 | ± 14.0 % |
| 5600 | 35.5 | 5.07 | 4.86 | 4.86 | 4.86 | 0.40 | 1.80 | ± 14.0 % |
| 5750 | 35.4 | 5.22 | 4.95 | 4.95 | 4.95 | 0.40 | 1.80 | ± 14.0 % |

[C] Frequency validity above 300 MHz of ± 100 MHz only applies for DASY v4.4 and higher (see Page 2), else it is restricted to ± 50 MHz. The uncertainty is the RSS of the ConvF uncertainty at calibration frequency and the uncertainty for the indicated frequency band. Frequency validity below 300 MHz is ± 10, 25, 40, 50 and 70 MHz for ConvF assessments at 30, 64, 128, 150 and 220 MHz respectively. Validity of ConvF assessed at 6 MHz is 4-9 MHz, and ConvF assessed at 13 MHz is 9-19 MHz. Above 5 GHz frequency validity can be extended to ± 110 MHz.
[F] At frequencies up to 3 GHz, the validity of tissue parameters (ε and σ) can be relaxed to ± 10% if liquid compensation formula is applied to measured SAR values. The uncertainty is the RSS of the ConvF uncertainty for indicated target tissue parameters.
[G] Alpha/Depth are determined during calibration. SPEAG warrants that the remaining deviation due to the boundary effect after compensation is always less than ± 1% for frequencies below 3 GHz and below ± 2% for frequencies between 3-6 GHz at any distance larger than half the probe tip diameter from the boundary.

# DASY/EASY - Parameters of Probe: EX3DV4 - SN:3976

## Calibration Parameter Determined in Body Tissue Simulating Media

| f (MHz) [C] | Relative Permittivity [F] | Conductivity (S/m) [F] | ConvF X | ConvF Y | ConvF Z | Alpha [G] | Depth [G] (mm) | Unc (k=2) |
|---|---|---|---|---|---|---|---|---|
| 750 | 55.5 | 0.96 | 10.24 | 10.24 | 10.24 | 0.56 | 0.81 | ± 12.0 % |
| 835 | 55.2 | 0.97 | 10.14 | 10.14 | 10.14 | 0.36 | 0.91 | ± 12.0 % |
| 1450 | 54.0 | 1.30 | 8.70 | 8.70 | 8.70 | 0.30 | 0.80 | ± 12.0 % |
| 1750 | 53.4 | 1.49 | 8.50 | 8.50 | 8.50 | 0.41 | 0.84 | ± 12.0 % |
| 1900 | 53.3 | 1.52 | 8.14 | 8.14 | 8.14 | 0.28 | 1.00 | ± 12.0 % |
| 2300 | 52.9 | 1.81 | 7.79 | 7.79 | 7.79 | 0.34 | 0.87 | ± 12.0 % |
| 2450 | 52.7 | 1.95 | 7.71 | 7.71 | 7.71 | 0.32 | 0.93 | ± 12.0 % |
| 2600 | 52.5 | 2.16 | 7.53 | 7.53 | 7.53 | 0.26 | 0.98 | ± 12.0 % |
| 3500 | 51.3 | 3.31 | 6.94 | 6.94 | 6.94 | 0.27 | 1.25 | ± 14.0 % |
| 3700 | 51.0 | 3.55 | 6.61 | 6.61 | 6.61 | 0.25 | 1.25 | ± 14.0 % |
| 5250 | 48.9 | 5.36 | 4.50 | 4.50 | 4.50 | 0.50 | 1.90 | ± 14.0 % |
| 5600 | 48.5 | 5.77 | 4.00 | 4.00 | 4.00 | 0.50 | 1.90 | ± 14.0 % |
| 5750 | 48.3 | 5.94 | 4.20 | 4.20 | 4.20 | 0.50 | 1.90 | ± 14.0 % |

[C] Frequency validity above 300 MHz of ± 100 MHz only applies for DASY v4.4 and higher (see Page 2), else it is restricted to ± 50 MHz. The uncertainty is the RSS of the ConvF uncertainty at calibration frequency and the uncertainty for the indicated frequency band. Frequency validity below 300 MHz is ± 10, 25, 40, 50 and 70 MHz for ConvF assessments at 30, 64, 128, 150 and 220 MHz respectively. Validity of ConvF assessed at 6 MHz is 4-9 MHz, and ConvF assessed at 13 MHz is 9-19 MHz. Above 5 GHz frequency validity can be extended to ± 110 MHz.
[F] At frequencies up to 3 GHz, the validity of tissue parameters (ε and σ) can be relaxed to ± 10% if liquid compensation formula is applied to measured SAR values. The uncertainty is the RSS of the ConvF uncertainty for indicated target tissue parameters.
[G] Alpha/Depth are determined during calibration. SPEAG warrants that the remaining deviation due to the boundary effect after compensation is always less than ± 1% for frequencies below 3 GHz and below ± 2% for frequencies between 3-6 GHz at any distance larger than half the probe tip diameter from the boundary.

# Frequency Response of E-Field

**(TEM-Cell:ifi110 EXX, Waveguide: R22)**

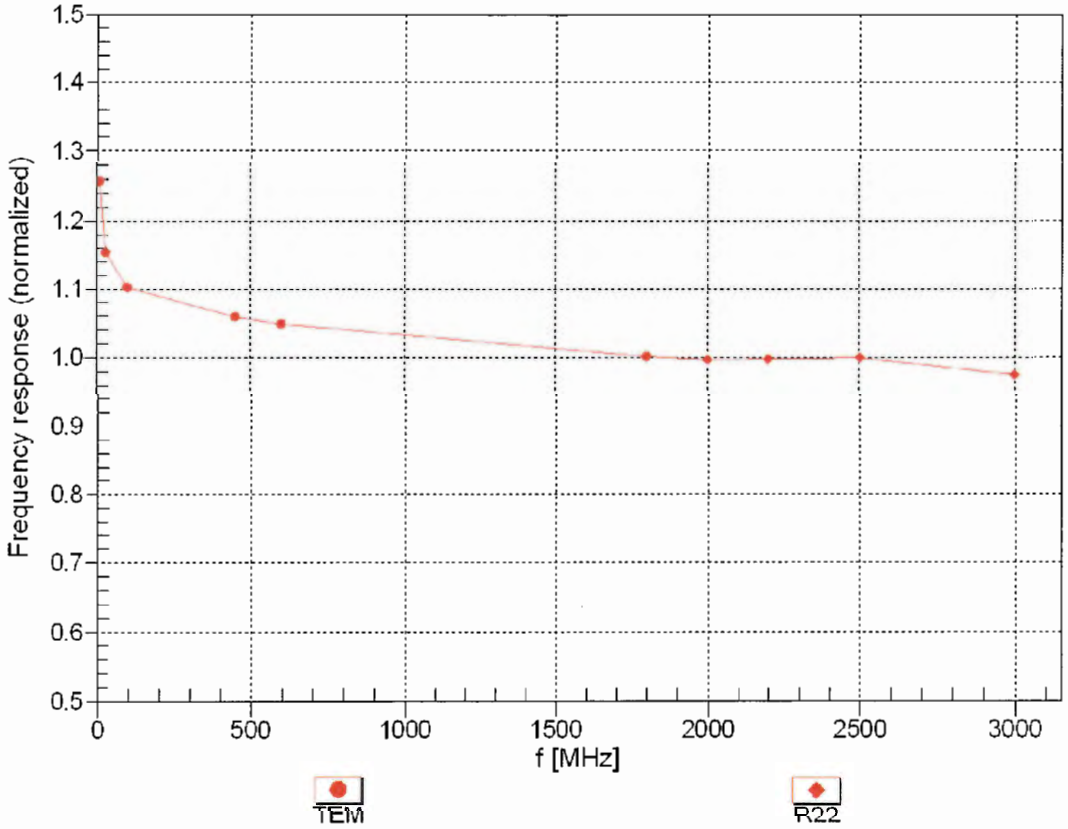


**Uncertainty of Frequency Response of E-field: ± 6.3% (k=2)**

# Receiving Pattern (ϕ), ϑ = 0°

f=600 MHz,TEM

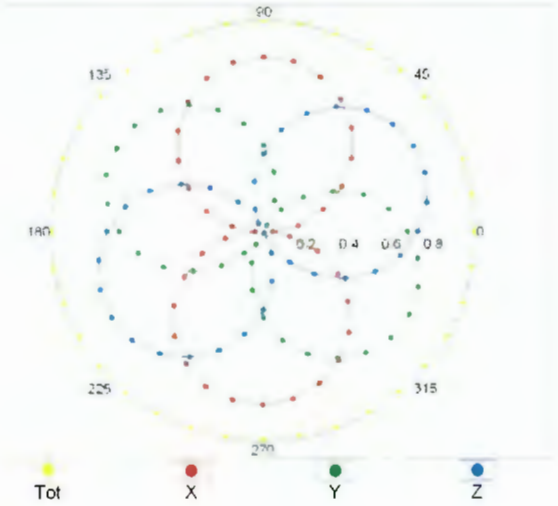


f=1800 MHz,R22

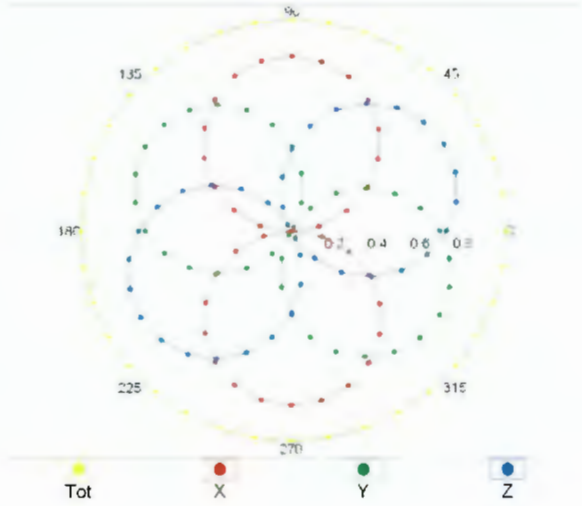


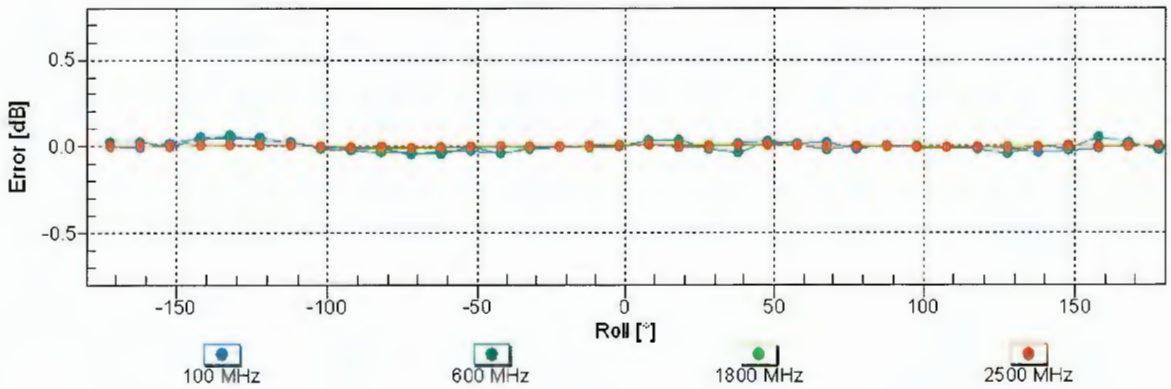


**Uncertainty of Axial Isotropy Assessment: ± 0.5% (k=2)**

# Dynamic Range f($SAR_{head}$)

**(TEM cell , $f_{eval}$= 1900 MHz)**

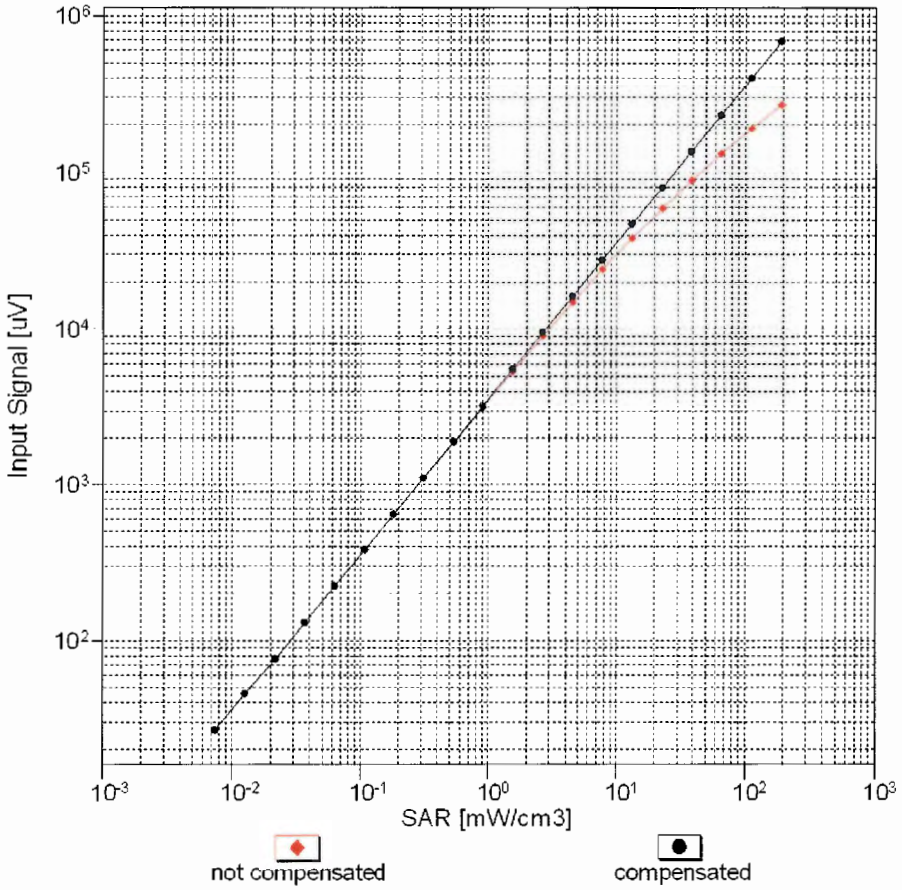


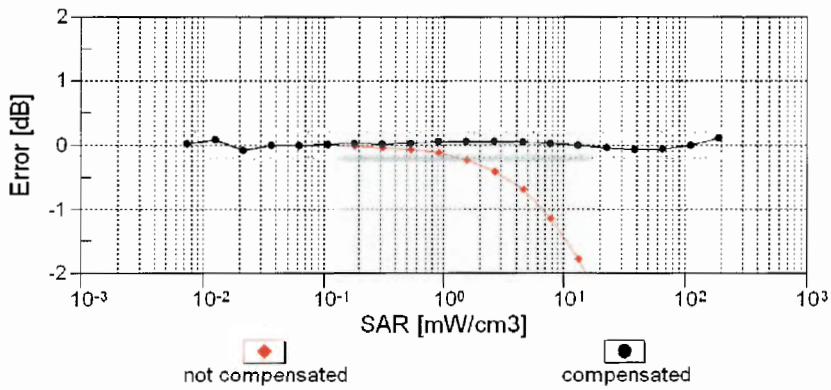


**Uncertainty of Linearity Assessment: ± 0.6% (k=2)**

# Conversion Factor Assessment

f = 835 MHz,WGLS R9 (H_convF)

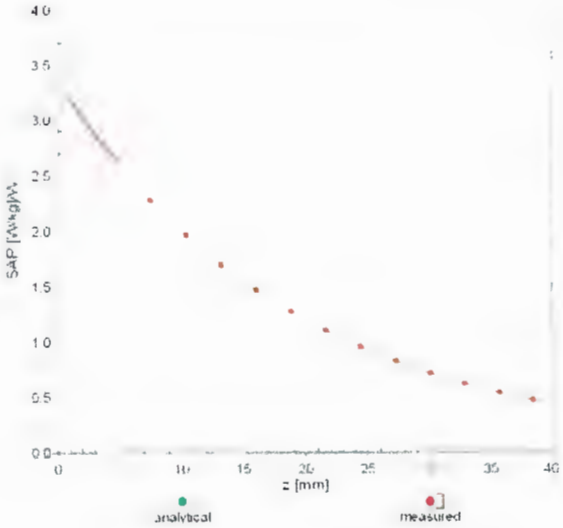


f = 1900 MHz,WGLS R22 (H_convF)

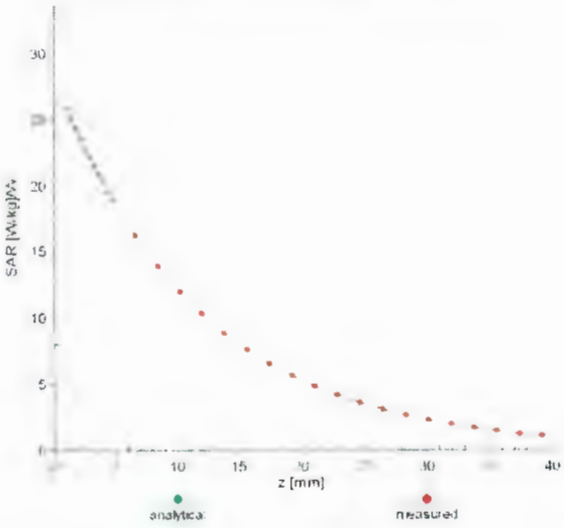


# Deviation from Isotropy in Liquid

**Error (ϕ, ϑ), f = 900 MHz**

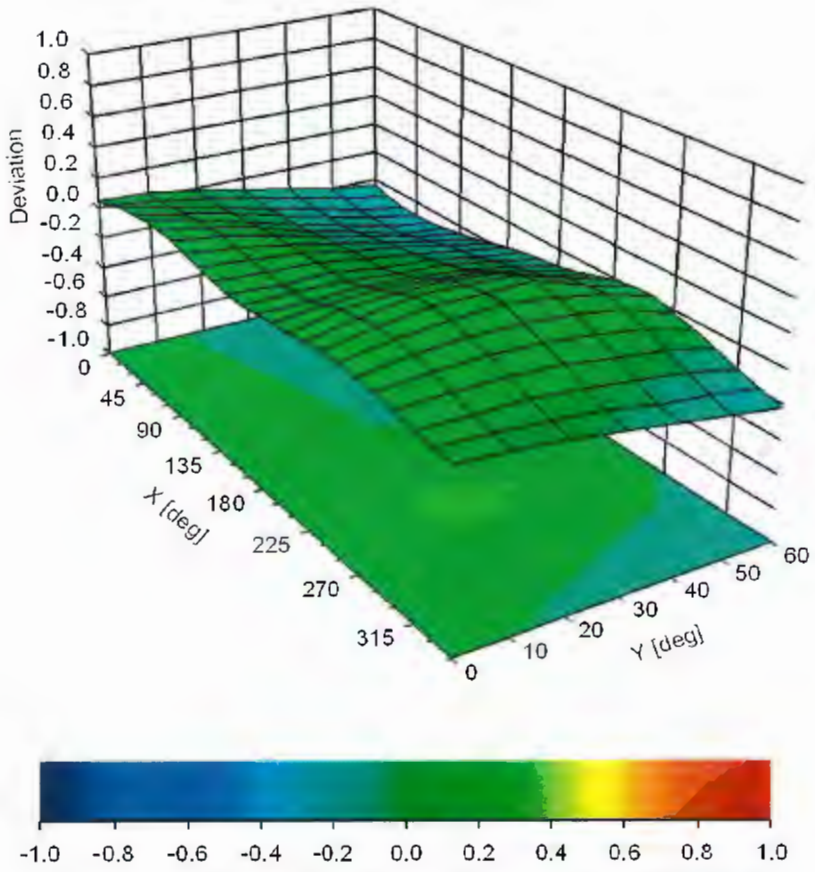


**Uncertainty of Spherical Isotropy Assessment: ± 2.6% (k=2)**

## Appendix: Modulation Calibration Parameters

| UID | Rev | Communication System Name | Group | PAR (dB) | UncE (k=2) |
|---|---|---|---|---|---|
| 0 | | CW | CW | 0.00 | ± 4.7 % |
| 10010 | CAA | SAR Validation (Square, 100ms, 10ms) | Test | 10.00 | ± 9.6 % |
| 10011 | CAB | UMTS-FDD (WCDMA) | WCDMA | 2.91 | ± 9.6 % |
| 10012 | CAB | IEEE 802.11b WiFi 2.4 GHz (DSSS, 1 Mbps) | WLAN | 1.87 | ± 9.6 % |
| 10013 | CAB | IEEE 802.11g WiFi 2.4 GHz (DSSS-OFDM, 6 Mbps) | WLAN | 9.46 | ± 9.6 % |
| 10021 | DAC | GSM-FDD (TDMA, GMSK) | GSM | 9.39 | ± 9.6 % |
| 10023 | DAC | GPRS-FDD (TDMA, GMSK, TN 0) | GSM | 9.57 | ± 9.6 % |
| 10024 | DAC | GPRS-FDD (TDMA, GMSK, TN 0-1) | GSM | 6.56 | ± 9.6 % |
| 10025 | DAC | EDGE-FDD (TDMA, 8PSK, TN 0) | GSM | 12.62 | ± 9.6 % |
| 10026 | DAC | EDGE-FDD (TDMA, 8PSK, TN 0-1) | GSM | 9.55 | ± 9.6 % |
| 10027 | DAC | GPRS-FDD (TDMA, GMSK, TN 0-1-2) | GSM | 4.80 | ± 9.6 % |
| 10028 | DAC | GPRS-FDD (TDMA, GMSK, TN 0-1-2-3) | GSM | 3.55 | ± 9.6 % |
| 10029 | DAC | EDGE-FDD (TDMA, 8PSK, TN 0-1-2) | GSM | 7.78 | ± 9.6 % |
| 10030 | CAA | IEEE 802.15.1 Bluetooth (GFSK, DH1) | Bluetooth | 5.30 | ± 9.6 % |
| 10031 | CAA | IEEE 802.15.1 Bluetooth (GFSK, DH3) | Bluetooth | 1.87 | ± 9.6 % |
| 10032 | CAA | IEEE 802.15.1 Bluetooth (GFSK, DH5) | Bluetooth | 1.16 | ± 9.6 % |
| 10033 | CAA | IEEE 802.15.1 Bluetooth (PI/4-DQPSK, DH1) | Bluetooth | 7.74 | ± 9.6 % |
| 10034 | CAA | IEEE 802.15.1 Bluetooth (PI/4-DQPSK, DH3) | Bluetooth | 4.53 | ± 9.6 % |
| 10035 | CAA | IEEE 802.15.1 Bluetooth (PI/4-DQPSK, DH5) | Bluetooth | 3.83 | ± 9.6 % |
| 10036 | CAA | IEEE 802.15.1 Bluetooth (8-DPSK, DH1) | Bluetooth | 8.01 | ± 9.6 % |
| 10037 | CAA | IEEE 802.15.1 Bluetooth (8-DPSK, DH3) | Bluetooth | 4.77 | ± 9.6 % |
| 10038 | CAA | IEEE 802.15.1 Bluetooth (8-DPSK, DH5) | Bluetooth | 4.10 | ± 9.6 % |
| 10039 | CAB | CDMA2000 (1xRTT, RC1) | CDMA2000 | 4.57 | ± 9.6 % |
| 10042 | CAB | IS-54 / IS-136 FDD (TDMA/FDM, PI/4-DQPSK, Halfrate) | AMPS | 7.78 | ± 9.6 % |
| 10044 | CAA | IS-91/EIA/TIA-553 FDD (FDMA, FM) | AMPS | 0.00 | ± 9.6 % |
| 10048 | CAA | DECT (TDD, TDMA/FDM, GFSK, Full Slot, 24) | DECT | 13.80 | ± 9.6 % |
| 10049 | CAA | DECT (TDD, TDMA/FDM, GFSK, Double Slot, 12) | DECT | 10.79 | ± 9.6 % |
| 10056 | CAA | UMTS-TDD (TD-SCDMA, 1.28 Mcps) | TD-SCDMA | 11.01 | ± 9.6 % |
| 10058 | DAC | EDGE-FDD (TDMA, 8PSK, TN 0-1-2-3) | GSM | 6.52 | ± 9.6 % |
| 10059 | CAB | IEEE 802.11b WiFi 2.4 GHz (DSSS, 2 Mbps) | WLAN | 2.12 | ± 9.6 % |
| 10060 | CAB | IEEE 802.11b WiFi 2.4 GHz (DSSS, 5.5 Mbps) | WLAN | 2.83 | ± 9.6 % |
| 10061 | CAB | IEEE 802.11b WiFi 2.4 GHz (DSSS, 11 Mbps) | WLAN | 3.60 | ± 9.6 % |
| 10062 | CAC | IEEE 802.11a/h WiFi 5 GHz (OFDM, 6 Mbps) | WLAN | 8.68 | ± 9.6 % |
| 10063 | CAC | IEEE 802.11a/h WiFi 5 GHz (OFDM, 9 Mbps) | WLAN | 8.63 | ± 9.6 % |
| 10064 | CAC | IEEE 802.11a/h WiFi 5 GHz (OFDM, 12 Mbps) | WLAN | 9.09 | ± 9.6 % |
| 10065 | CAC | IEEE 802.11a/h WiFi 5 GHz (OFDM, 18 Mbps) | WLAN | 9.00 | ± 9.6 % |
| 10066 | CAC | IEEE 802.11a/h WiFi 5 GHz (OFDM, 24 Mbps) | WLAN | 9.38 | ± 9.6 % |
| 10067 | CAC | IEEE 802.11a/h WiFi 5 GHz (OFDM, 36 Mbps) | WLAN | 10.12 | ± 9.6 % |
| 10068 | CAC | IEEE 802.11a/h WiFi 5 GHz (OFDM, 48 Mbps) | WLAN | 10.24 | ± 9.6 % |
| 10069 | CAC | IEEE 802.11a/h WiFi 5 GHz (OFDM, 54 Mbps) | WLAN | 10.56 | ± 9.6 % |
| 10071 | CAB | IEEE 802.11g WiFi 2.4 GHz (DSSS/OFDM, 9 Mbps) | WLAN | 9.83 | ± 9.6 % |
| 10072 | CAB | IEEE 802.11g WiFi 2.4 GHz (DSSS/OFDM, 12 Mbps) | WLAN | 9.62 | ± 9.6 % |
| 10073 | CAB | IEEE 802.11g WiFi 2.4 GHz (DSSS/OFDM, 18 Mbps) | WLAN | 9.94 | ± 9.6 % |
| 10074 | CAB | IEEE 802.11g WiFi 2.4 GHz (DSSS/OFDM, 24 Mbps) | WLAN | 10.30 | ± 9.6 % |
| 10075 | CAB | IEEE 802.11g WiFi 2.4 GHz (DSSS/OFDM, 36 Mbps) | WLAN | 10.77 | ± 9.6 % |
| 10076 | CAB | IEEE 802.11g WiFi 2.4 GHz (DSSS/OFDM, 48 Mbps) | WLAN | 10.94 | ± 9.6 % |
| 10077 | CAB | IEEE 802.11g WiFi 2.4 GHz (DSSS/OFDM, 54 Mbps) | WLAN | 11.00 | ± 9.6 % |
| 10081 | CAB | CDMA2000 (1xRTT, RC3) | CDMA2000 | 3.97 | ± 9.6 % |
| 10082 | CAB | IS-54 / IS-136 FDD (TDMA/FDM, PI/4-DQPSK, Fullrate) | AMPS | 4.77 | ± 9.6 % |
| 10090 | DAC | GPRS-FDD (TDMA, GMSK, TN 0-4) | GSM | 6.56 | ± 9.6 % |
| 10097 | CAB | UMTS-FDD (HSDPA) | WCDMA | 3.98 | ± 9.6 % |
| 10098 | CAB | UMTS-FDD (HSUPA, Subtest 2) | WCDMA | 3.98 | ± 9.6 % |
| 10099 | DAC | EDGE-FDD (TDMA, 8PSK, TN 0-4) | GSM | 9.55 | ± 9.6 % |
| 10100 | CAE | LTE-FDD (SC-FDMA, 100% RB, 20 MHz, QPSK) | LTE-FDD | 5.67 | ± 9.6 % |
| 10101 | CAE | LTE-FDD (SC-FDMA, 100% RB, 20 MHz, 16-QAM) | LTE-FDD | 6.42 | ± 9.6 % |
| 10102 | CAE | LTE-FDD (SC-FDMA, 100% RB, 20 MHz, 64-QAM) | LTE-FDD | 6.60 | ± 9.6 % |
| 10103 | CAG | LTE-TDD (SC-FDMA, 100% RB, 20 MHz, QPSK) | LTE-TDD | 9.29 | ± 9.6 % |
| 10104 | CAG | LTE-TDD (SC-FDMA, 100% RB, 20 MHz, 16-QAM) | LTE-TDD | 9.97 | ± 9.6 % |
| 10105 | CAG | LTE-TDD (SC-FDMA, 100% RB, 20 MHz, 64-QAM) | LTE-TDD | 10.01 | ± 9.6 % |
| 10108 | CAG | LTE-FDD (SC-FDMA, 100% RB, 10 MHz, QPSK) | LTE-FDD | 5.80 | ± 9.6 % |

| | | | | | |
|---|---|---|---|---|---|
| 10109 | CAG | LTE-FDD (SC-FDMA, 100% RB, 10 MHz, 16-QAM) | LTE-FDD | 6.43 | ± 9.6 % |
| 10110 | CAG | LTE-FDD (SC-FDMA, 100% RB, 5 MHz, QPSK) | LTE-FDD | 5.75 | ± 9.6 % |
| 10111 | CAG | LTE-FDD (SC-FDMA, 100% RB, 5 MHz, 16-QAM) | LTE-FDD | 6.44 | ± 9.6 % |
| 10112 | CAG | LTE-FDD (SC-FDMA, 100% RB, 10 MHz, 64-QAM) | LTE-FDD | 6.59 | ± 9.6 % |
| 10113 | CAG | LTE-FDD (SC-FDMA, 100% RB, 5 MHz, 64-QAM) | LTE-FDD | 6.62 | ± 9.6 % |
| 10114 | CAC | IEEE 802.11n (HT Greenfield, 13.5 Mbps, BPSK) | WLAN | 8.10 | ± 9.6 % |
| 10115 | CAC | IEEE 802.11n (HT Greenfield, 81 Mbps, 16-QAM) | WLAN | 8.46 | ± 9.6 % |
| 10116 | CAC | IEEE 802.11n (HT Greenfield, 135 Mbps, 64-QAM) | WLAN | 8.15 | ± 9.6 % |
| 10117 | CAC | IEEE 802.11n (HT Mixed, 13.5 Mbps, BPSK) | WLAN | 8.07 | ± 9.6 % |
| 10118 | CAC | IEEE 802.11n (HT Mixed, 81 Mbps, 16-QAM) | WLAN | 8.59 | ± 9.6 % |
| 10119 | CAC | IEEE 802.11n (HT Mixed, 135 Mbps, 64-QAM) | WLAN | 8.13 | ± 9.6 % |
| 10140 | CAE | LTE-FDD (SC-FDMA, 100% RB, 15 MHz, 16-QAM) | LTE-FDD | 6.49 | ± 9.6 % |
| 10141 | CAE | LTE-FDD (SC-FDMA, 100% RB, 15 MHz, 64-QAM) | LTE-FDD | 6.53 | ± 9.6 % |
| 10142 | CAE | LTE-FDD (SC-FDMA, 100% RB, 3 MHz, QPSK) | LTE-FDD | 5.73 | ± 9.6 % |
| 10143 | CAE | LTE-FDD (SC-FDMA, 100% RB, 3 MHz, 16-QAM) | LTE-FDD | 6.35 | ± 9.6 % |
| 10144 | CAE | LTE-FDD (SC-FDMA, 100% RB, 3 MHz, 64-QAM) | LTE-FDD | 6.65 | ± 9.6 % |
| 10145 | CAF | LTE-FDD (SC-FDMA, 100% RB, 1.4 MHz, QPSK) | LTE-FDD | 5.76 | ± 9.6 % |
| 10146 | CAF | LTE-FDD (SC-FDMA, 100% RB, 1.4 MHz, 16-QAM) | LTE-FDD | 6.41 | ± 9.6 % |
| 10147 | CAF | LTE-FDD (SC-FDMA, 100% RB, 1.4 MHz, 64-QAM) | LTE-FDD | 6.72 | ± 9.6 % |
| 10149 | CAE | LTE-FDD (SC-FDMA, 50% RB, 20 MHz, 16-QAM) | LTE-FDD | 6.42 | ± 9.6 % |
| 10150 | CAE | LTE-FDD (SC-FDMA, 50% RB, 20 MHz, 64-QAM) | LTE-FDD | 6.60 | ± 9.6 % |
| 10151 | CAG | LTE-TDD (SC-FDMA, 50% RB, 20 MHz, QPSK) | LTE-TDD | 9.28 | ± 9.6 % |
| 10152 | CAG | LTE-TDD (SC-FDMA, 50% RB, 20 MHz, 16-QAM) | LTE-TDD | 9.92 | ± 9.6 % |
| 10153 | CAG | LTE-TDD (SC-FDMA, 50% RB, 20 MHz, 64-QAM) | LTE-TDD | 10.05 | ± 9.6 % |
| 10154 | CAG | LTE-FDD (SC-FDMA, 50% RB, 10 MHz, QPSK) | LTE-FDD | 5.75 | ± 9.6 % |
| 10155 | CAG | LTE-FDD (SC-FDMA, 50% RB, 10 MHz, 16-QAM) | LTE-FDD | 6.43 | ± 9.6 % |
| 10156 | CAG | LTE-FDD (SC-FDMA, 50% RB, 5 MHz, QPSK) | LTE-FDD | 5.79 | ± 9.6 % |
| 10157 | CAG | LTE-FDD (SC-FDMA, 50% RB, 5 MHz, 16-QAM) | LTE-FDD | 6.49 | ± 9.6 % |
| 10158 | CAG | LTE-FDD (SC-FDMA, 50% RB, 10 MHz, 64-QAM) | LTE-FDD | 6.62 | ± 9.6 % |
| 10159 | CAG | LTE-FDD (SC-FDMA, 50% RB, 5 MHz, 64-QAM) | LTE-FDD | 6.56 | ± 9.6 % |
| 10160 | CAE | LTE-FDD (SC-FDMA, 50% RB, 15 MHz, QPSK) | LTE-FDD | 5.82 | ± 9.6 % |
| 10161 | CAE | LTE-FDD (SC-FDMA, 50% RB, 15 MHz, 16-QAM) | LTE-FDD | 6.43 | ± 9.6 % |
| 10162 | CAE | LTE-FDD (SC-FDMA, 50% RB, 15 MHz, 64-QAM) | LTE-FDD | 6.58 | ± 9.6 % |
| 10166 | CAF | LTE-FDD (SC-FDMA, 50% RB, 1.4 MHz, QPSK) | LTE-FDD | 5.46 | ± 9.6 % |
| 10167 | CAF | LTE-FDD (SC-FDMA, 50% RB, 1.4 MHz, 16-QAM) | LTE-FDD | 6.21 | ± 9.6 % |
| 10168 | CAF | LTE-FDD (SC-FDMA, 50% RB, 1.4 MHz, 64-QAM) | LTE-FDD | 6.79 | ± 9.6 % |
| 10169 | CAE | LTE-FDD (SC-FDMA, 1 RB, 20 MHz, QPSK) | LTE-FDD | 5.73 | ± 9.6 % |
| 10170 | CAE | LTE-FDD (SC-FDMA, 1 RB, 20 MHz, 16-QAM) | LTE-FDD | 6.52 | ± 9.6 % |
| 10171 | AAE | LTE-FDD (SC-FDMA, 1 RB, 20 MHz, 64-QAM) | LTE-FDD | 6.49 | ± 9.6 % |
| 10172 | CAG | LTE-TDD (SC-FDMA, 1 RB, 20 MHz, QPSK) | LTE-TDD | 9.21 | ± 9.6 % |
| 10173 | CAG | LTE-TDD (SC-FDMA, 1 RB, 20 MHz, 16-QAM) | LTE-TDD | 9.48 | ± 9.6 % |
| 10174 | CAG | LTE-TDD (SC-FDMA, 1 RB, 20 MHz, 64-QAM) | LTE-TDD | 10.25 | ± 9.6 % |
| 10175 | CAG | LTE-FDD (SC-FDMA, 1 RB, 10 MHz, QPSK) | LTE-FDD | 5.72 | ± 9.6 % |
| 10176 | CAG | LTE-FDD (SC-FDMA, 1 RB, 10 MHz, 16-QAM) | LTE-FDD | 6.52 | ± 9.6 % |
| 10177 | CAI | LTE-FDD (SC-FDMA, 1 RB, 5 MHz, QPSK) | LTE-FDD | 5.73 | ± 9.6 % |
| 10178 | CAG | LTE-FDD (SC-FDMA, 1 RB, 5 MHz, 16-QAM) | LTE-FDD | 6.52 | ± 9.6 % |
| 10179 | CAG | LTE-FDD (SC-FDMA, 1 RB, 10 MHz, 64-QAM) | LTE-FDD | 6.50 | ± 9.6 % |
| 10180 | CAG | LTE-FDD (SC-FDMA, 1 RB, 5 MHz, 64-QAM) | LTE-FDD | 6.50 | ± 9.6 % |
| 10181 | CAE | LTE-FDD (SC-FDMA, 1 RB, 15 MHz, QPSK) | LTE-FDD | 5.72 | ± 9.6 % |
| 10182 | CAE | LTE-FDD (SC-FDMA, 1 RB, 15 MHz, 16-QAM) | LTE-FDD | 6.52 | ± 9.6 % |
| 10183 | AAD | LTE-FDD (SC-FDMA, 1 RB, 15 MHz, 64-QAM) | LTE-FDD | 6.50 | ± 9.6 % |
| 10184 | CAE | LTE-FDD (SC-FDMA, 1 RB, 3 MHz, QPSK) | LTE-FDD | 5.73 | ± 9.6 % |
| 10185 | CAE | LTE-FDD (SC-FDMA, 1 RB, 3 MHz, 16-QAM) | LTE-FDD | 6.51 | ± 9.6 % |
| 10186 | AAE | LTE-FDD (SC-FDMA, 1 RB, 3 MHz, 64-QAM) | LTE-FDD | 6.50 | ± 9.6 % |
| 10187 | CAF | LTE-FDD (SC-FDMA, 1 RB, 1.4 MHz, QPSK) | LTE-FDD | 5.73 | ± 9.6 % |
| 10188 | CAF | LTE-FDD (SC-FDMA, 1 RB, 1.4 MHz, 16-QAM) | LTE-FDD | 6.52 | ± 9.6 % |
| 10189 | AAF | LTE-FDD (SC-FDMA, 1 RB, 1.4 MHz, 64-QAM) | LTE-FDD | 6.50 | ± 9.6 % |
| 10193 | CAC | IEEE 802.11n (HT Greenfield, 6.5 Mbps, BPSK) | WLAN | 8.09 | ± 9.6 % |
| 10194 | CAC | IEEE 802.11n (HT Greenfield, 39 Mbps, 16-QAM) | WLAN | 8.12 | ± 9.6 % |
| 10195 | CAC | IEEE 802.11n (HT Greenfield, 65 Mbps, 64-QAM) | WLAN | 8.21 | ± 9.6 % |
| 10196 | CAC | IEEE 802.11n (HT Mixed, 6.5 Mbps, BPSK) | WLAN | 8.10 | ± 9.6 % |
| 10197 | CAC | IEEE 802.11n (HT Mixed, 39 Mbps, 16-QAM) | WLAN | 8.13 | ± 9.6 % |
| 10198 | CAC | IEEE 802.11n (HT Mixed, 65 Mbps, 64-QAM) | WLAN | 8.27 | ± 9.6 % |
| 10219 | CAC | IEEE 802.11n (HT Mixed, 7.2 Mbps, BPSK) | WLAN | 8.03 | ± 9.6 % |

| | | | | | |
|---|---|---|---|---|---|
| 10220 | CAC | IEEE 802.11n (HT Mixed, 43.3 Mbps, 16-QAM) | WLAN | 8.13 | ± 9.6 % |
| 10221 | CAC | IEEE 802.11n (HT Mixed, 72.2 Mbps, 64-QAM) | WLAN | 8.27 | ± 9.6 % |
| 10222 | CAC | IEEE 802.11n (HT Mixed, 15 Mbps, BPSK) | WLAN | 8.06 | ± 9.6 % |
| 10223 | CAC | IEEE 802.11n (HT Mixed, 90 Mbps, 16-QAM) | WLAN | 8.48 | ± 9.6 % |
| 10224 | CAC | IEEE 802.11n (HT Mixed, 150 Mbps, 64-QAM) | WLAN | 8.08 | ± 9.6 % |
| 10225 | CAB | UMTS-FDD (HSPA+) | WCDMA | 5.97 | ± 9.6 % |
| 10226 | CAA | LTE-TDD (SC-FDMA, 1 RB, 1.4 MHz, 16-QAM) | LTE-TDD | 9.49 | ± 9.6 % |
| 10227 | CAA | LTE-TDD (SC-FDMA, 1 RB, 1.4 MHz, 64-QAM) | LTE-TDD | 10.26 | ± 9.6 % |
| 10228 | CAA | LTE-TDD (SC-FDMA, 1 RB, 1.4 MHz, QPSK) | LTE-TDD | 9.22 | ± 9.6 % |
| 10229 | CAC | LTE-TDD (SC-FDMA, 1 RB, 3 MHz, 16-QAM) | LTE-TDD | 9.48 | ± 9.6 % |
| 10230 | CAC | LTE-TDD (SC-FDMA, 1 RB, 3 MHz, 64-QAM) | LTE-TDD | 10.25 | ± 9.6 % |
| 10231 | CAC | LTE-TDD (SC-FDMA, 1 RB, 3 MHz, QPSK) | LTE-TDD | 9.19 | ± 9.6 % |
| 10232 | CAF | LTE-TDD (SC-FDMA, 1 RB, 5 MHz, 16-QAM) | LTE-TDD | 9.48 | ± 9.6 % |
| 10233 | CAF | LTE-TDD (SC-FDMA, 1 RB, 5 MHz, 64-QAM) | LTE-TDD | 10.25 | ± 9.6 % |
| 10234 | CAF | LTE-TDD (SC-FDMA, 1 RB, 5 MHz, QPSK) | LTE-TDD | 9.21 | ± 9.6 % |
| 10235 | CAF | LTE-TDD (SC-FDMA, 1 RB, 10 MHz, 16-QAM) | LTE-TDD | 9.48 | ± 9.6 % |
| 10236 | CAF | LTE-TDD (SC-FDMA, 1 RB, 10 MHz, 64-QAM) | LTE-TDD | 10.25 | ± 9.6 % |
| 10237 | CAF | LTE-TDD (SC-FDMA, 1 RB, 10 MHz, QPSK) | LTE-TDD | 9.21 | ± 9.6 % |
| 10238 | CAF | LTE-TDD (SC-FDMA, 1 RB, 15 MHz, 16-QAM) | LTE-TDD | 9.48 | ± 9.6 % |
| 10239 | CAF | LTE-TDD (SC-FDMA, 1 RB, 15 MHz, 64-QAM) | LTE-TDD | 10.25 | ± 9.6 % |
| 10240 | CAF | LTE-TDD (SC-FDMA, 1 RB, 15 MHz, QPSK) | LTE-TDD | 9.21 | ± 9.6 % |
| 10241 | CAA | LTE-TDD (SC-FDMA, 50% RB, 1.4 MHz, 16-QAM) | LTE-TDD | 9.82 | ± 9.6 % |
| 10242 | CAA | LTE-TDD (SC-FDMA, 50% RB, 1.4 MHz, 64-QAM) | LTE-TDD | 9.86 | ± 9.6 % |
| 10243 | CAA | LTE-TDD (SC-FDMA, 50% RB, 1.4 MHz, QPSK) | LTE-TDD | 9.46 | ± 9.6 % |
| 10244 | CAC | LTE-TDD (SC-FDMA, 50% RB, 3 MHz, 16-QAM) | LTE-TDD | 10.06 | ± 9.6 % |
| 10245 | CAC | LTE-TDD (SC-FDMA, 50% RB, 3 MHz, 64-QAM) | LTE-TDD | 10.06 | ± 9.6 % |
| 10246 | CAC | LTE-TDD (SC-FDMA, 50% RB, 3 MHz, QPSK) | LTE-TDD | 9.30 | ± 9.6 % |
| 10247 | CAF | LTE-TDD (SC-FDMA, 50% RB, 5 MHz, 16-QAM) | LTE-TDD | 9.91 | ± 9.6 % |
| 10248 | CAF | LTE-TDD (SC-FDMA, 50% RB, 5 MHz, 64-QAM) | LTE-TDD | 10.09 | ± 9.6 % |
| 10249 | CAF | LTE-TDD (SC-FDMA, 50% RB, 5 MHz, QPSK) | LTE-TDD | 9.29 | ± 9.6 % |
| 10250 | CAF | LTE-TDD (SC-FDMA, 50% RB, 10 MHz, 16-QAM) | LTE-TDD | 9.81 | ± 9.6 % |
| 10251 | CAF | LTE-TDD (SC-FDMA, 50% RB, 10 MHz, 64-QAM) | LTE-TDD | 10.17 | ± 9.6 % |
| 10252 | CAF | LTE-TDD (SC-FDMA, 50% RB, 10 MHz, QPSK) | LTE-TDD | 9.24 | ± 9.6 % |
| 10253 | CAF | LTE-TDD (SC-FDMA, 50% RB, 15 MHz, 16-QAM) | LTE-TDD | 9.90 | ± 9.6 % |
| 10254 | CAF | LTE-TDD (SC-FDMA, 50% RB, 15 MHz, 64-QAM) | LTE-TDD | 10.14 | ± 9.6 % |
| 10255 | CAF | LTE-TDD (SC-FDMA, 50% RB, 15 MHz, QPSK) | LTE-TDD | 9.20 | ± 9.6 % |
| 10256 | CAA | LTE-TDD (SC-FDMA, 100% RB, 1.4 MHz, 16-QAM) | LTE-TDD | 9.96 | ± 9.6 % |
| 10257 | CAA | LTE-TDD (SC-FDMA, 100% RB, 1.4 MHz, 64-QAM) | LTE-TDD | 10.08 | ± 9.6 % |
| 10258 | CAA | LTE-TDD (SC-FDMA, 100% RB, 1.4 MHz, QPSK) | LTE-TDD | 9.34 | ± 9.6 % |
| 10259 | CAC | LTE-TDD (SC-FDMA, 100% RB, 3 MHz, 16-QAM) | LTE-TDD | 9.98 | ± 9.6 % |
| 10260 | CAC | LTE-TDD (SC-FDMA, 100% RB, 3 MHz, 64-QAM) | LTE-TDD | 9.97 | ± 9.6 % |
| 10261 | CAC | LTE-TDD (SC-FDMA, 100% RB, 3 MHz, QPSK) | LTE-TDD | 9.24 | ± 9.6 % |
| 10262 | CAF | LTE-TDD (SC-FDMA, 100% RB, 5 MHz, 16-QAM) | LTE-TDD | 9.83 | ± 9.6 % |
| 10263 | CAF | LTE-TDD (SC-FDMA, 100% RB, 5 MHz, 64-QAM) | LTE-TDD | 10.16 | ± 9.6 % |
| 10264 | CAF | LTE-TDD (SC-FDMA, 100% RB, 5 MHz, QPSK) | LTE-TDD | 9.23 | ± 9.6 % |
| 10265 | CAF | LTE-TDD (SC-FDMA, 100% RB, 10 MHz, 16-QAM) | LTE-TDD | 9.92 | ± 9.6 % |
| 10266 | CAF | LTE-TDD (SC-FDMA, 100% RB, 10 MHz, 64-QAM) | LTE-TDD | 10.07 | ± 9.6 % |
| 10267 | CAF | LTE-TDD (SC-FDMA, 100% RB, 10 MHz, QPSK) | LTE-TDD | 9.30 | ± 9.6 % |
| 10268 | CAF | LTE-TDD (SC-FDMA, 100% RB, 15 MHz, 16-QAM) | LTE-TDD | 10.06 | ± 9.6 % |
| 10269 | CAF | LTE-TDD (SC-FDMA, 100% RB, 15 MHz, 64-QAM) | LTE-TDD | 10.13 | ± 9.6 % |
| 10270 | CAF | LTE-TDD (SC-FDMA, 100% RB, 15 MHz, QPSK) | LTE-TDD | 9.58 | ± 9.6 % |
| 10274 | CAB | UMTS-FDD (HSUPA, Subtest 5, 3GPP Rel8.10) | WCDMA | 4.87 | ± 9.6 % |
| 10275 | CAB | UMTS-FDD (HSUPA, Subtest 5, 3GPP Rel8.4) | WCDMA | 3.96 | ± 9.6 % |
| 10277 | CAA | PHS (QPSK) | PHS | 11.81 | ± 9.6 % |
| 10278 | CAA | PHS (QPSK, BW 884MHz, Rolloff 0.5) | PHS | 11.81 | ± 9.6 % |
| 10279 | CAA | PHS (QPSK, BW 884MHz, Rolloff 0.38) | PHS | 12.18 | ± 9.6 % |
| 10290 | AAB | CDMA2000, RC1, SO55, Full Rate | CDMA2000 | 3.91 | ± 9.6 % |
| 10291 | AAB | CDMA2000, RC3, SO55, Full Rate | CDMA2000 | 3.46 | ± 9.6 % |
| 10292 | AAB | CDMA2000, RC3, SO32, Full Rate | CDMA2000 | 3.39 | ± 9.6 % |
| 10293 | AAB | CDMA2000, RC3, SO3, Full Rate | CDMA2000 | 3.50 | ± 9.6 % |
| 10295 | AAB | CDMA2000, RC1, SO3, 1/8th Rate 25 fr. | CDMA2000 | 12.49 | ± 9.6 % |
| 10297 | AAD | LTE-FDD (SC-FDMA, 50% RB, 20 MHz, QPSK) | LTE-FDD | 5.81 | ± 9.6 % |
| 10298 | AAD | LTE-FDD (SC-FDMA, 50% RB, 3 MHz, QPSK) | LTE-FDD | 5.72 | ± 9.6 % |
| 10299 | AAD | LTE-FDD (SC-FDMA, 50% RB, 3 MHz, 16-QAM) | LTE-FDD | 6.39 | ± 9.6 % |

| | | | | | |
|---|---|---|---|---|---|
| 10300 | AAD | LTE-FDD (SC-FDMA, 50% RB, 3 MHz, 64-QAM) | LTE-FDD | 6.60 | ± 9.6 % |
| 10301 | AAA | IEEE 802.16e WiMAX (29:18, 5ms, 10MHz, QPSK, PUSC) | WiMAX | 12.03 | ± 9.6 % |
| 10302 | AAA | IEEE 802.16e WiMAX (29:18, 5ms, 10MHz, QPSK, PUSC, 3 CTRL symbols) | WiMAX | 12.57 | ± 9.6 % |
| 10303 | AAA | IEEE 802.16e WiMAX (31:15, 5ms, 10MHz, 64QAM, PUSC) | WiMAX | 12.52 | ± 9.6 % |
| 10304 | AAA | IEEE 802.16e WiMAX (29:18, 5ms, 10MHz, 64QAM, PUSC) | WiMAX | 11.86 | ± 9.6 % |
| 10305 | AAA | IEEE 802.16e WiMAX (31:15, 10ms, 10MHz, 64QAM, PUSC, 15 symbols) | WiMAX | 15.24 | ± 9.6 % |
| 10306 | AAA | IEEE 802.16e WiMAX (29:18, 10ms, 10MHz, 64QAM, PUSC, 18 symbols) | WiMAX | 14.67 | ± 9.6 % |
| 10307 | AAA | IEEE 802.16e WiMAX (29:18, 10ms, 10MHz, QPSK, PUSC, 18 symbols) | WiMAX | 14.49 | ± 9.6 % |
| 10308 | AAA | IEEE 802.16e WiMAX (29:18, 10ms, 10MHz, 16QAM, PUSC) | WiMAX | 14.46 | ± 9.6 % |
| 10309 | AAA | IEEE 802.16e WiMAX (29:18, 10ms, 10MHz, 16QAM, AMC 2x3, 18 symbols) | WiMAX | 14.58 | ± 9.6 % |
| 10310 | AAA | IEEE 802.16e WiMAX (29:18, 10ms, 10MHz, QPSK, AMC 2x3, 18 symbols) | WiMAX | 14.57 | ± 9.6 % |
| 10311 | AAD | LTE-FDD (SC-FDMA, 100% RB, 15 MHz, QPSK) | LTE-FDD | 6.06 | ± 9.6 % |
| 10313 | AAA | iDEN 1:3 | iDEN | 10.51 | ± 9.6 % |
| 10314 | AAA | iDEN 1:6 | iDEN | 13.48 | ± 9.6 % |
| 10315 | AAB | IEEE 802.11b WiFi 2.4 GHz (DSSS, 1 Mbps, 96pc duty cycle) | WLAN | 1.71 | ± 9.6 % |
| 10316 | AAB | IEEE 802.11g WiFi 2.4 GHz (ERP-OFDM, 6 Mbps, 96pc duty cycle) | WLAN | 8.36 | ± 9.6 % |
| 10317 | AAC | IEEE 802.11a WiFi 5 GHz (OFDM, 6 Mbps, 96pc duty cycle) | WLAN | 8.36 | ± 9.6 % |
| 10352 | AAA | Pulse Waveform (200Hz, 10%) | Generic | 10.00 | ± 9.6 % |
| 10353 | AAA | Pulse Waveform (200Hz, 20%) | Generic | 6.99 | ± 9.6 % |
| 10354 | AAA | Pulse Waveform (200Hz, 40%) | Generic | 3.98 | ± 9.6 % |
| 10355 | AAA | Pulse Waveform (200Hz, 60%) | Generic | 2.22 | ± 9.6 % |
| 10356 | AAA | Pulse Waveform (200Hz, 80%) | Generic | 0.97 | ± 9.6 % |
| 10387 | AAA | QPSK Waveform, 1 MHz | Generic | 5.10 | ± 9.6 % |
| 10388 | AAA | QPSK Waveform, 10 MHz | Generic | 5.22 | ± 9.6 % |
| 10396 | AAA | 64-QAM Waveform, 100 kHz | Generic | 6.27 | ± 9.6 % |
| 10399 | AAA | 64-QAM Waveform, 40 MHz | Generic | 6.27 | ± 9.6 % |
| 10400 | AAD | IEEE 802.11ac WiFi (20MHz, 64-QAM, 99pc duty cycle) | WLAN | 8.37 | ± 9.6 % |
| 10401 | AAD | IEEE 802.11ac WiFi (40MHz, 64-QAM, 99pc duty cycle) | WLAN | 8.60 | ± 9.6 % |
| 10402 | AAD | IEEE 802.11ac WiFi (80MHz, 64-QAM, 99pc duty cycle) | WLAN | 8.53 | ± 9.6 % |
| 10403 | AAB | CDMA2000 (1xEV-DO, Rev. 0) | CDMA2000 | 3.76 | ± 9.6 % |
| 10404 | AAB | CDMA2000 (1xEV-DO, Rev. A) | CDMA2000 | 3.77 | ± 9.6 % |
| 10406 | AAB | CDMA2000, RC3, SO32, SCH0, Full Rate | CDMA2000 | 5.22 | ± 9.6 % |
| 10410 | AAF | LTE-TDD (SC-FDMA, 1 RB, 10 MHz, QPSK, UL Subframe=2,3,4,7,8,9, Subframe Conf=4) | LTE-TDD | 7.82 | ± 9.6 % |
| 10414 | AAA | WLAN CCDF, 64-QAM, 40MHz | Generic | 8.54 | ± 9.6 % |
| 10415 | AAA | IEEE 802.11b WiFi 2.4 GHz (DSSS, 1 Mbps, 99pc duty cycle) | WLAN | 1.54 | ± 9.6 % |
| 10416 | AAA | IEEE 802.11g WiFi 2.4 GHz (ERP-OFDM, 6 Mbps, 99pc duty cycle) | WLAN | 8.23 | ± 9.6 % |
| 10417 | AAB | IEEE 802.11a/h WiFi 5 GHz (OFDM, 6 Mbps, 99pc duty cycle) | WLAN | 8.23 | ± 9.6 % |
| 10418 | AAA | IEEE 802.11g WiFi 2.4 GHz (DSSS-OFDM, 6 Mbps, 99pc duty cycle, Long preambule) | WLAN | 8.14 | ± 9.6 % |
| 10419 | AAA | IEEE 802.11g WiFi 2.4 GHz (DSSS-OFDM, 6 Mbps, 99pc duty cycle, Short preambule) | WLAN | 8.19 | ± 9.6 % |
| 10422 | AAB | IEEE 802.11n (HT Greenfield, 7.2 Mbps, BPSK) | WLAN | 8.32 | ± 9.6 % |
| 10423 | AAB | IEEE 802.11n (HT Greenfield, 43.3 Mbps, 16-QAM) | WLAN | 8.47 | ± 9.6 % |
| 10424 | AAB | IEEE 802.11n (HT Greenfield, 72.2 Mbps, 64-QAM) | WLAN | 8.40 | ± 9.6 % |
| 10425 | AAB | IEEE 802.11n (HT Greenfield, 15 Mbps, BPSK) | WLAN | 8.41 | ± 9.6 % |
| 10426 | AAB | IEEE 802.11n (HT Greenfield, 90 Mbps, 16-QAM) | WLAN | 8.45 | ± 9.6 % |
| 10427 | AAB | IEEE 802.11n (HT Greenfield, 150 Mbps, 64-QAM) | WLAN | 8.41 | ± 9.6 % |
| 10430 | AAD | LTE-FDD (OFDMA, 5 MHz, E-TM 3.1) | LTE-FDD | 8.28 | ± 9.6 % |
| 10431 | AAD | LTE-FDD (OFDMA, 10 MHz, E-TM 3.1) | LTE-FDD | 8.38 | ± 9.6 % |
| 10432 | AAC | LTE-FDD (OFDMA, 15 MHz, E-TM 3.1) | LTE-FDD | 8.34 | ± 9.6 % |
| 10433 | AAC | LTE-FDD (OFDMA, 20 MHz, E-TM 3.1) | LTE-FDD | 8.34 | ± 9.6 % |
| 10434 | AAA | W-CDMA (BS Test Model 1, 64 DPCH) | WCDMA | 8.60 | ± 9.6 % |
| 10435 | AAF | LTE-TDD (SC-FDMA, 1 RB, 20 MHz, QPSK, UL Subframe=2,3,4,7,8,9) | LTE-TDD | 7.82 | ± 9.6 % |
| 10447 | AAD | LTE-FDD (OFDMA, 5 MHz, E-TM 3.1, Clipping 44%) | LTE-FDD | 7.56 | ± 9.6 % |
| 10448 | AAD | LTE-FDD (OFDMA, 10 MHz, E-TM 3.1, Clippin 44%) | LTE-FDD | 7.53 | ± 9.6 % |
| 10449 | AAC | LTE-FDD (OFDMA, 15 MHz, E-TM 3.1, Cliping 44%) | LTE-FDD | 7.51 | ± 9.6 % |
| 10450 | AAC | LTE-FDD (OFDMA, 20 MHz, E-TM 3.1, Clipping 44%) | LTE-FDD | 7.48 | ± 9.6 % |

| | | | | | |
|---|---|---|---|---|---|
| 10451 | AAA | W-CDMA (BS Test Model 1, 64 DPCH, Clipping 44%) | WCDMA | 7.59 | ± 9.6 % |
| 10456 | AAB | IEEE 802.11ac WiFi (160MHz, 64-QAM, 99pc duty cycle) | WLAN | 8.63 | ± 9.6 % |
| 10457 | AAA | UMTS-FDD (DC-HSDPA) | WCDMA | 6.62 | ± 9.6 % |
| 10458 | AAA | CDMA2000 (1xEV-DO, Rev. B, 2 carriers) | CDMA2000 | 6.55 | ± 9.6 % |
| 10459 | AAA | CDMA2000 (1xEV-DO, Rev. B, 3 carriers) | CDMA2000 | 8.25 | ± 9.6 % |
| 10460 | AAA | UMTS-FDD (WCDMA, AMR) | WCDMA | 2.39 | ± 9.6 % |
| 10461 | AAA | LTE-TDD (SC-FDMA, 1 RB, 1.4 MHz, QPSK, UL Subframe=2,3,4,7,8,9) | LTE-TDD | 7.82 | ± 9.6 % |
| 10462 | AAA | LTE-TDD (SC-FDMA, 1 RB, 1.4 MHz, 16-QAM, UL Subframe=2,3,4,7,8,9) | LTE-TDD | 8.30 | ± 9.6 % |
| 10463 | AAA | LTE-TDD (SC-FDMA, 1 RB, 1.4 MHz, 64-QAM, UL Subframe=2,3,4,7,8,9) | LTE-TDD | 8.56 | ± 9.6 % |
| 10464 | AAB | LTE-TDD (SC-FDMA, 1 RB, 3 MHz, QPSK, UL Subframe=2,3,4,7,8,9) | LTE-TDD | 7.82 | ± 9.6 % |
| 10465 | AAB | LTE-TDD (SC-FDMA, 1 RB, 3 MHz, 16-QAM, UL Subframe=2,3,4,7,8,9) | LTE-TDD | 8.32 | ± 9.6 % |
| 10466 | AAB | LTE-TDD (SC-FDMA, 1 RB, 3 MHz, 64-QAM, UL Subframe=2,3,4,7,8,9) | LTE-TDD | 8.57 | ± 9.6 % |
| 10467 | AAE | LTE-TDD (SC-FDMA, 1 RB, 5 MHz, QPSK, UL Subframe=2,3,4,7,8,9) | LTE-TDD | 7.82 | ± 9.6 % |
| 10468 | AAE | LTE-TDD (SC-FDMA, 1 RB, 5 MHz, 16-QAM, UL Subframe=2,3,4,7,8,9) | LTE-TDD | 8.32 | ± 9.6 % |
| 10469 | AAE | LTE-TDD (SC-FDMA, 1 RB, 5 MHz, 64-QAM, UL Subframe=2,3,4,7,8,9) | LTE-TDD | 8.56 | ± 9.6 % |
| 10470 | AAE | LTE-TDD (SC-FDMA, 1 RB, 10 MHz, QPSK, UL Subframe=2,3,4,7,8,9) | LTE-TDD | 7.82 | ± 9.6 % |
| 10471 | AAE | LTE-TDD (SC-FDMA, 1 RB, 10 MHz, 16-QAM, UL Subframe=2,3,4,7,8,9) | LTE-TDD | 8.32 | ± 9.6 % |
| 10472 | AAE | LTE-TDD (SC-FDMA, 1 RB, 10 MHz, 64-QAM, UL Subframe=2,3,4,7,8,9) | LTE-TDD | 8.57 | ± 9.6 % |
| 10473 | AAE | LTE-TDD (SC-FDMA, 1 RB, 15 MHz, QPSK, UL Subframe=2,3,4,7,8,9) | LTE-TDD | 7.82 | ± 9.6 % |
| 10474 | AAE | LTE-TDD (SC-FDMA, 1 RB, 15 MHz, 16-QAM, UL Subframe=2,3,4,7,8,9) | LTE-TDD | 8.32 | ± 9.6 % |
| 10475 | AAE | LTE-TDD (SC-FDMA, 1 RB, 15 MHz, 64-QAM, UL Subframe=2,3,4,7,8,9) | LTE-TDD | 8.57 | ± 9.6 % |
| 10477 | AAF | LTE-TDD (SC-FDMA, 1 RB, 20 MHz, 16-QAM, UL Subframe=2,3,4,7,8,9) | LTE-TDD | 8.32 | ± 9.6 % |
| 10478 | AAF | LTE-TDD (SC-FDMA, 1 RB, 20 MHz, 64-QAM, UL Subframe=2,3,4,7,8,9) | LTE-TDD | 8.57 | ± 9.6 % |
| 10479 | AAA | LTE-TDD (SC-FDMA, 50% RB, 1.4 MHz, QPSK, UL Subframe=2,3,4,7,8,9) | LTE-TDD | 7.74 | ± 9.6 % |
| 10480 | AAA | LTE-TDD (SC-FDMA, 50% RB, 1.4 MHz, 16-QAM, UL Subframe=2,3,4,7,8,9) | LTE-TDD | 8.18 | ± 9.6 % |
| 10481 | AAA | LTE-TDD (SC-FDMA, 50% RB, 1.4 MHz, 64-QAM, UL Subframe=2,3,4,7,8,9) | LTE-TDD | 8.45 | ± 9.6 % |
| 10482 | AAB | LTE-TDD (SC-FDMA, 50% RB, 3 MHz, QPSK, UL Subframe=2,3,4,7,8,9) | LTE-TDD | 7.71 | ± 9.6 % |
| 10483 | AAB | LTE-TDD (SC-FDMA, 50% RB, 3 MHz, 16-QAM, UL Subframe=2,3,4,7,8,9) | LTE-TDD | 8.39 | ± 9.6 % |
| 10484 | AAB | LTE-TDD (SC-FDMA, 50% RB, 3 MHz, 64-QAM, UL Subframe=2,3,4,7,8,9) | LTE-TDD | 8.47 | ± 9.6 % |
| 10485 | AAE | LTE-TDD (SC-FDMA, 50% RB, 5 MHz, QPSK, UL Subframe=2,3,4,7,8,9) | LTE-TDD | 7.59 | ± 9.6 % |
| 10486 | AAE | LTE-TDD (SC-FDMA, 50% RB, 5 MHz, 16-QAM, UL Subframe=2,3,4,7,8,9) | LTE-TDD | 8.38 | ± 9.6 % |
| 10487 | AAE | LTE-TDD (SC-FDMA, 50% RB, 5 MHz, 64-QAM, UL Subframe=2,3,4,7,8,9) | LTE-TDD | 8.60 | ± 9.6 % |
| 10488 | AAE | LTE-TDD (SC-FDMA, 50% RB, 10 MHz, QPSK, UL Subframe=2,3,4,7,8,9) | LTE-TDD | 7.70 | ± 9.6 % |
| 10489 | AAE | LTE-TDD (SC-FDMA, 50% RB, 10 MHz, 16-QAM, UL Subframe=2,3,4,7,8,9) | LTE-TDD | 8.31 | ± 9.6 % |
| 10490 | AAE | LTE-TDD (SC-FDMA, 50% RB, 10 MHz, 64-QAM, UL Subframe=2,3,4,7,8,9) | LTE-TDD | 8.54 | ± 9.6 % |
| 10491 | AAE | LTE-TDD (SC-FDMA, 50% RB, 15 MHz, QPSK, UL Subframe=2,3,4,7,8,9) | LTE-TDD | 7.74 | ± 9.6 % |

| | | | | | |
|---|---|---|---|---|---|
| 10492 | AAE | LTE-TDD (SC-FDMA, 50% RB, 15 MHz, 16-QAM, UL Subframe=2,3,4,7,8,9) | LTE-TDD | 8.41 | ± 9.6 % |
| 10493 | AAE | LTE-TDD (SC-FDMA, 50% RB, 15 MHz, 64-QAM, UL Subframe=2,3,4,7,8,9) | LTE-TDD | 8.55 | ± 9.6 % |
| 10494 | AAF | LTE-TDD (SC-FDMA, 50% RB, 20 MHz, QPSK, UL Subframe=2,3,4,7,8,9) | LTE-TDD | 7.74 | ± 9.6 % |
| 10495 | AAF | LTE-TDD (SC-FDMA, 50% RB, 20 MHz, 16-QAM, UL Subframe=2,3,4,7,8,9) | LTE-TDD | 8.37 | ± 9.6 % |
| 10496 | AAF | LTE-TDD (SC-FDMA, 50% RB, 20 MHz, 64-QAM, UL Subframe=2,3,4,7,8,9) | LTE-TDD | 8.54 | ± 9.6 % |
| 10497 | AAA | LTE-TDD (SC-FDMA, 100% RB, 1.4 MHz, QPSK, UL Subframe=2,3,4,7,8,9) | LTE-TDD | 7.67 | ± 9.6 % |
| 10498 | AAA | LTE-TDD (SC-FDMA, 100% RB, 1.4 MHz, 16-QAM, UL Subframe=2,3,4,7,8,9) | LTE-TDD | 8.40 | ± 9.6 % |
| 10499 | AAA | LTE-TDD (SC-FDMA, 100% RB, 1.4 MHz, 64-QAM, UL Subframe=2,3,4,7,8,9) | LTE-TDD | 8.68 | ± 9.6 % |
| 10500 | AAB | LTE-TDD (SC-FDMA, 100% RB, 3 MHz, QPSK, UL Subframe=2,3,4,7,8,9) | LTE-TDD | 7.67 | ± 9.6 % |
| 10501 | AAB | LTE-TDD (SC-FDMA, 100% RB, 3 MHz, 16-QAM, UL Subframe=2,3,4,7,8,9) | LTE-TDD | 8.44 | ± 9.6 % |
| 10502 | AAB | LTE-TDD (SC-FDMA, 100% RB, 3 MHz, 64-QAM, UL Subframe=2,3,4,7,8,9) | LTE-TDD | 8.52 | ± 9.6 % |
| 10503 | AAE | LTE-TDD (SC-FDMA, 100% RB, 5 MHz, QPSK, UL Subframe=2,3,4,7,8,9) | LTE-TDD | 7.72 | ± 9.6 % |
| 10504 | AAE | LTE-TDD (SC-FDMA, 100% RB, 5 MHz, 16-QAM, UL Subframe=2,3,4,7,8,9) | LTE-TDD | 8.31 | ± 9.6 % |
| 10505 | AAE | LTE-TDD (SC-FDMA, 100% RB, 5 MHz, 64-QAM, UL Subframe=2,3,4,7,8,9) | LTE-TDD | 8.54 | ± 9.6 % |
| 10506 | AAE | LTE-TDD (SC-FDMA, 100% RB, 10 MHz, QPSK, UL Subframe=2,3,4,7,8,9) | LTE-TDD | 7.74 | ± 9.6 % |
| 10507 | AAE | LTE-TDD (SC-FDMA, 100% RB, 10 MHz, 16-QAM, UL Subframe=2,3,4,7,8,9) | LTE-TDD | 8.36 | ± 9.6 % |
| 10508 | AAE | LTE-TDD (SC-FDMA, 100% RB, 10 MHz, 64-QAM, UL Subframe=2,3,4,7,8,9) | LTE-TDD | 8.55 | ± 9.6 % |
| 10509 | AAE | LTE-TDD (SC-FDMA, 100% RB, 15 MHz, QPSK, UL Subframe=2,3,4,7,8,9) | LTE-TDD | 7.99 | ± 9.6 % |
| 10510 | AAE | LTE-TDD (SC-FDMA, 100% RB, 15 MHz, 16-QAM, UL Subframe=2,3,4,7,8,9) | LTE-TDD | 8.49 | ± 9.6 % |
| 10511 | AAE | LTE-TDD (SC-FDMA, 100% RB, 15 MHz, 64-QAM, UL Subframe=2,3,4,7,8,9) | LTE-TDD | 8.51 | ± 9.6 % |
| 10512 | AAF | LTE-TDD (SC-FDMA, 100% RB, 20 MHz, QPSK, UL Subframe=2,3,4,7,8,9) | LTE-TDD | 7.74 | ± 9.6 % |
| 10513 | AAF | LTE-TDD (SC-FDMA, 100% RB, 20 MHz, 16-QAM, UL Subframe=2,3,4,7,8,9) | LTE-TDD | 8.42 | ± 9.6 % |
| 10514 | AAF | LTE-TDD (SC-FDMA, 100% RB, 20 MHz, 64-QAM, UL Subframe=2,3,4,7,8,9) | LTE-TDD | 8.45 | ± 9.6 % |
| 10515 | AAA | IEEE 802.11b WiFi 2.4 GHz (DSSS, 2 Mbps, 99pc duty cycle) | WLAN | 1.58 | ± 9.6 % |
| 10516 | AAA | IEEE 802.11b WiFi 2.4 GHz (DSSS, 5.5 Mbps, 99pc duty cycle) | WLAN | 1.57 | ± 9.6 % |
| 10517 | AAA | IEEE 802.11b WiFi 2.4 GHz (DSSS, 11 Mbps, 99pc duty cycle) | WLAN | 1.58 | ± 9.6 % |
| 10518 | AAB | IEEE 802.11a/h WiFi 5 GHz (OFDM, 9 Mbps, 99pc duty cycle) | WLAN | 8.23 | ± 9.6 % |
| 10519 | AAB | IEEE 802.11a/h WiFi 5 GHz (OFDM, 12 Mbps, 99pc duty cycle) | WLAN | 8.39 | ± 9.6 % |
| 10520 | AAB | IEEE 802.11a/h WiFi 5 GHz (OFDM, 18 Mbps, 99pc duty cycle) | WLAN | 8.12 | ± 9.6 % |
| 10521 | AAB | IEEE 802.11a/h WiFi 5 GHz (OFDM, 24 Mbps, 99pc duty cycle) | WLAN | 7.97 | ± 9.6 % |
| 10522 | AAB | IEEE 802.11a/h WiFi 5 GHz (OFDM, 36 Mbps, 99pc duty cycle) | WLAN | 8.45 | ± 9.6 % |
| 10523 | AAB | IEEE 802.11a/h WiFi 5 GHz (OFDM, 48 Mbps, 99pc duty cycle) | WLAN | 8.08 | ± 9.6 % |
| 10524 | AAB | IEEE 802.11a/h WiFi 5 GHz (OFDM, 54 Mbps, 99pc duty cycle) | WLAN | 8.27 | ± 9.6 % |
| 10525 | AAB | IEEE 802.11ac WiFi (20MHz, MCS0, 99pc duty cycle) | WLAN | 8.36 | ± 9.6 % |
| 10526 | AAB | IEEE 802.11ac WiFi (20MHz, MCS1, 99pc duty cycle) | WLAN | 8.42 | ± 9.6 % |
| 10527 | AAB | IEEE 802.11ac WiFi (20MHz, MCS2, 99pc duty cycle) | WLAN | 8.21 | ± 9.6 % |
| 10528 | AAB | IEEE 802.11ac WiFi (20MHz, MCS3, 99pc duty cycle) | WLAN | 8.36 | ± 9.6 % |
| 10529 | AAB | IEEE 802.11ac WiFi (20MHz, MCS4, 99pc duty cycle) | WLAN | 8.36 | ± 9.6 % |
| 10531 | AAB | IEEE 802.11ac WiFi (20MHz, MCS6, 99pc duty cycle) | WLAN | 8.43 | ± 9.6 % |
| 10532 | AAB | IEEE 802.11ac WiFi (20MHz, MCS7, 99pc duty cycle) | WLAN | 8.29 | ± 9.6 % |
| 10533 | AAB | IEEE 802.11ac WiFi (20MHz, MCS8, 99pc duty cycle) | WLAN | 8.38 | ± 9.6 % |
| 10534 | AAB | IEEE 802.11ac WiFi (40MHz, MCS0, 99pc duty cycle) | WLAN | 8.45 | ± 9.6 % |

| | | | | | |
|---|---|---|---|---|---|
| 10535 | AAB | IEEE 802.11ac WiFi (40MHz, MCS1, 99pc duty cycle) | WLAN | 8.45 | ± 9.6 % |
| 10536 | AAB | IEEE 802.11ac WiFi (40MHz, MCS2, 99pc duty cycle) | WLAN | 8.32 | ± 9.6 % |
| 10537 | AAB | IEEE 802.11ac WiFi (40MHz, MCS3, 99pc duty cycle) | WLAN | 8.44 | ± 9.6 % |
| 10538 | AAB | IEEE 802.11ac WiFi (40MHz, MCS4, 99pc duty cycle) | WLAN | 8.54 | ± 9.6 % |
| 10540 | AAB | IEEE 802.11ac WiFi (40MHz, MCS6, 99pc duty cycle) | WLAN | 8.39 | ± 9.6 % |
| 10541 | AAB | IEEE 802.11ac WiFi (40MHz, MCS7, 99pc duty cycle) | WLAN | 8.46 | ± 9.6 % |
| 10542 | AAB | IEEE 802.11ac WiFi (40MHz, MCS8, 99pc duty cycle) | WLAN | 8.65 | ± 9.6 % |
| 10543 | AAB | IEEE 802.11ac WiFi (40MHz, MCS9, 99pc duty cycle) | WLAN | 8.65 | ± 9.6 % |
| 10544 | AAB | IEEE 802.11ac WiFi (80MHz, MCS0, 99pc duty cycle) | WLAN | 8.47 | ± 9.6 % |
| 10545 | AAB | IEEE 802.11ac WiFi (80MHz, MCS1, 99pc duty cycle) | WLAN | 8.55 | ± 9.6 % |
| 10546 | AAB | IEEE 802.11ac WiFi (80MHz, MCS2, 99pc duty cycle) | WLAN | 8.35 | ± 9.6 % |
| 10547 | AAB | IEEE 802.11ac WiFi (80MHz, MCS3, 99pc duty cycle) | WLAN | 8.49 | ± 9.6 % |
| 10548 | AAB | IEEE 802.11ac WiFi (80MHz, MCS4, 99pc duty cycle) | WLAN | 8.37 | ± 9.6 % |
| 10550 | AAB | IEEE 802.11ac WiFi (80MHz, MCS6, 99pc duty cycle) | WLAN | 8.38 | ± 9.6 % |
| 10551 | AAB | IEEE 802.11ac WiFi (80MHz, MCS7, 99pc duty cycle) | WLAN | 8.50 | ± 9.6 % |
| 10552 | AAB | IEEE 802.11ac WiFi (80MHz, MCS8, 99pc duty cycle) | WLAN | 8.42 | ± 9.6 % |
| 10553 | AAB | IEEE 802.11ac WiFi (80MHz, MCS9, 99pc duty cycle) | WLAN | 8.45 | ± 9.6 % |
| 10554 | AAC | IEEE 802.11ac WiFi (160MHz, MCS0, 99pc duty cycle) | WLAN | 8.48 | ± 9.6 % |
| 10555 | AAC | IEEE 802.11ac WiFi (160MHz, MCS1, 99pc duty cycle) | WLAN | 8.47 | ± 9.6 % |
| 10556 | AAC | IEEE 802.11ac WiFi (160MHz, MCS2, 99pc duty cycle) | WLAN | 8.50 | ± 9.6 % |
| 10557 | AAC | IEEE 802.11ac WiFi (160MHz, MCS3, 99pc duty cycle) | WLAN | 8.52 | ± 9.6 % |
| 10558 | AAC | IEEE 802.11ac WiFi (160MHz, MCS4, 99pc duty cycle) | WLAN | 8.61 | ± 9.6 % |
| 10560 | AAC | IEEE 802.11ac WiFi (160MHz, MCS6, 99pc duty cycle) | WLAN | 8.73 | ± 9.6 % |
| 10561 | AAC | IEEE 802.11ac WiFi (160MHz, MCS7, 99pc duty cycle) | WLAN | 8.56 | ± 9.6 % |
| 10562 | AAC | IEEE 802.11ac WiFi (160MHz, MCS8, 99pc duty cycle) | WLAN | 8.69 | ± 9.6 % |
| 10563 | AAC | IEEE 802.11ac WiFi (160MHz, MCS9, 99pc duty cycle) | WLAN | 8.77 | ± 9.6 % |
| 10564 | AAA | IEEE 802.11g WiFi 2.4 GHz (DSSS-OFDM, 9 Mbps, 99pc duty cycle) | WLAN | 8.25 | ± 9.6 % |
| 10565 | AAA | IEEE 802.11g WiFi 2.4 GHz (DSSS-OFDM, 12 Mbps, 99pc duty cycle) | WLAN | 8.45 | ± 9.6 % |
| 10566 | AAA | IEEE 802.11g WiFi 2.4 GHz (DSSS-OFDM, 18 Mbps, 99pc duty cycle) | WLAN | 8.13 | ± 9.6 % |
| 10567 | AAA | IEEE 802.11g WiFi 2.4 GHz (DSSS-OFDM, 24 Mbps, 99pc duty cycle) | WLAN | 8.00 | ± 9.6 % |
| 10568 | AAA | IEEE 802.11g WiFi 2.4 GHz (DSSS-OFDM, 36 Mbps, 99pc duty cycle) | WLAN | 8.37 | ± 9.6 % |
| 10569 | AAA | IEEE 802.11g WiFi 2.4 GHz (DSSS-OFDM, 48 Mbps, 99pc duty cycle) | WLAN | 8.10 | ± 9.6 % |
| 10570 | AAA | IEEE 802.11g WiFi 2.4 GHz (DSSS-OFDM, 54 Mbps, 99pc duty cycle) | WLAN | 8.30 | ± 9.6 % |
| 10571 | AAA | IEEE 802.11b WiFi 2.4 GHz (DSSS, 1 Mbps, 90pc duty cycle) | WLAN | 1.99 | ± 9.6 % |
| 10572 | AAA | IEEE 802.11b WiFi 2.4 GHz (DSSS, 2 Mbps, 90pc duty cycle) | WLAN | 1.99 | ± 9.6 % |
| 10573 | AAA | IEEE 802.11b WiFi 2.4 GHz (DSSS, 5.5 Mbps, 90pc duty cycle) | WLAN | 1.98 | ± 9.6 % |
| 10574 | AAA | IEEE 802.11b WiFi 2.4 GHz (DSSS, 11 Mbps, 90pc duty cycle) | WLAN | 1.98 | ± 9.6 % |
| 10575 | AAA | IEEE 802.11g WiFi 2.4 GHz (DSSS-OFDM, 6 Mbps, 90pc duty cycle) | WLAN | 8.59 | ± 9.6 % |
| 10576 | AAA | IEEE 802.11g WiFi 2.4 GHz (DSSS-OFDM, 9 Mbps, 90pc duty cycle) | WLAN | 8.60 | ± 9.6 % |
| 10577 | AAA | IEEE 802.11g WiFi 2.4 GHz (DSSS-OFDM, 12 Mbps, 90pc duty cycle) | WLAN | 8.70 | ± 9.6 % |
| 10578 | AAA | IEEE 802.11g WiFi 2.4 GHz (DSSS-OFDM, 18 Mbps, 90pc duty cycle) | WLAN | 8.49 | ± 9.6 % |
| 10579 | AAA | IEEE 802.11g WiFi 2.4 GHz (DSSS-OFDM, 24 Mbps, 90pc duty cycle) | WLAN | 8.36 | ± 9.6 % |
| 10580 | AAA | IEEE 802.11g WiFi 2.4 GHz (DSSS-OFDM, 36 Mbps, 90pc duty cycle) | WLAN | 8.76 | ± 9.6 % |
| 10581 | AAA | IEEE 802.11g WiFi 2.4 GHz (DSSS-OFDM, 48 Mbps, 90pc duty cycle) | WLAN | 8.35 | ± 9.6 % |
| 10582 | AAA | IEEE 802.11g WiFi 2.4 GHz (DSSS-OFDM, 54 Mbps, 90pc duty cycle) | WLAN | 8.67 | ± 9.6 % |
| 10583 | AAB | IEEE 802.11a/h WiFi 5 GHz (OFDM, 6 Mbps, 90pc duty cycle) | WLAN | 8.59 | ± 9.6 % |
| 10584 | AAB | IEEE 802.11a/h WiFi 5 GHz (OFDM, 9 Mbps, 90pc duty cycle) | WLAN | 8.60 | ± 9.6 % |
| 10585 | AAB | IEEE 802.11a/h WiFi 5 GHz (OFDM, 12 Mbps, 90pc duty cycle) | WLAN | 8.70 | ± 9.6 % |
| 10586 | AAB | IEEE 802.11a/h WiFi 5 GHz (OFDM, 18 Mbps, 90pc duty cycle) | WLAN | 8.49 | ± 9.6 % |
| 10587 | AAB | IEEE 802.11a/h WiFi 5 GHz (OFDM, 24 Mbps, 90pc duty cycle) | WLAN | 8.36 | ± 9.6 % |

| | | | | | |
|---|---|---|---|---|---|
| 10588 | AAB | IEEE 802.11a/h WiFi 5 GHz (OFDM, 36 Mbps, 90pc duty cycle) | WLAN | 8.76 | ± 9.6 % |
| 10589 | AAB | IEEE 802.11a/h WiFi 5 GHz (OFDM, 48 Mbps, 90pc duty cycle) | WLAN | 8.35 | ± 9.6 % |
| 10590 | AAB | IEEE 802.11a/h WiFi 5 GHz (OFDM, 54 Mbps, 90pc duty cycle) | WLAN | 8.67 | ± 9.6 % |
| 10591 | AAB | IEEE 802.11n (HT Mixed, 20MHz, MCS0, 90pc duty cycle) | WLAN | 8.63 | ± 9.6 % |
| 10592 | AAB | IEEE 802.11n (HT Mixed, 20MHz, MCS1, 90pc duty cycle) | WLAN | 8.79 | ± 9.6 % |
| 10593 | AAB | IEEE 802.11n (HT Mixed, 20MHz, MCS2, 90pc duty cycle) | WLAN | 8.64 | ± 9.6 % |
| 10594 | AAB | IEEE 802.11n (HT Mixed, 20MHz, MCS3, 90pc duty cycle) | WLAN | 8.74 | ± 9.6 % |
| 10595 | AAB | IEEE 802.11n (HT Mixed, 20MHz, MCS4, 90pc duty cycle) | WLAN | 8.74 | ± 9.6 % |
| 10596 | AAB | IEEE 802.11n (HT Mixed, 20MHz, MCS5, 90pc duty cycle) | WLAN | 8.71 | ± 9.6 % |
| 10597 | AAB | IEEE 802.11n (HT Mixed, 20MHz, MCS6, 90pc duty cycle) | WLAN | 8.72 | ± 9.6 % |
| 10598 | AAB | IEEE 802.11n (HT Mixed, 20MHz, MCS7, 90pc duty cycle) | WLAN | 8.50 | ± 9.6 % |
| 10599 | AAB | IEEE 802.11n (HT Mixed, 40MHz, MCS0, 90pc duty cycle) | WLAN | 8.79 | ± 9.6 % |
| 10600 | AAB | IEEE 802.11n (HT Mixed, 40MHz, MCS1, 90pc duty cycle) | WLAN | 8.88 | ± 9.6 % |
| 10601 | AAB | IEEE 802.11n (HT Mixed, 40MHz, MCS2, 90pc duty cycle) | WLAN | 8.82 | ± 9.6 % |
| 10602 | AAB | IEEE 802.11n (HT Mixed, 40MHz, MCS3, 90pc duty cycle) | WLAN | 8.94 | ± 9.6 % |
| 10603 | AAB | IEEE 802.11n (HT Mixed, 40MHz, MCS4, 90pc duty cycle) | WLAN | 9.03 | ± 9.6 % |
| 10604 | AAB | IEEE 802.11n (HT Mixed, 40MHz, MCS5, 90pc duty cycle) | WLAN | 8.76 | ± 9.6 % |
| 10605 | AAB | IEEE 802.11n (HT Mixed, 40MHz, MCS6, 90pc duty cycle) | WLAN | 8.97 | ± 9.6 % |
| 10606 | AAB | IEEE 802.11n (HT Mixed, 40MHz, MCS7, 90pc duty cycle) | WLAN | 8.82 | ± 9.6 % |
| 10607 | AAB | IEEE 802.11ac WiFi (20MHz, MCS0, 90pc duty cycle) | WLAN | 8.64 | ± 9.6 % |
| 10608 | AAB | IEEE 802.11ac WiFi (20MHz, MCS1, 90pc duty cycle) | WLAN | 8.77 | ± 9.6 % |
| 10609 | AAB | IEEE 802.11ac WiFi (20MHz, MCS2, 90pc duty cycle) | WLAN | 8.57 | ± 9.6 % |
| 10610 | AAB | IEEE 802.11ac WiFi (20MHz, MCS3, 90pc duty cycle) | WLAN | 8.78 | ± 9.6 % |
| 10611 | AAB | IEEE 802.11ac WiFi (20MHz, MCS4, 90pc duty cycle) | WLAN | 8.70 | ± 9.6 % |
| 10612 | AAB | IEEE 802.11ac WiFi (20MHz, MCS5, 90pc duty cycle) | WLAN | 8.77 | ± 9.6 % |
| 10613 | AAB | IEEE 802.11ac WiFi (20MHz, MCS6, 90pc duty cycle) | WLAN | 8.94 | ± 9.6 % |
| 10614 | AAB | IEEE 802.11ac WiFi (20MHz, MCS7, 90pc duty cycle) | WLAN | 8.59 | ± 9.6 % |
| 10615 | AAB | IEEE 802.11ac WiFi (20MHz, MCS8, 90pc duty cycle) | WLAN | 8.82 | ± 9.6 % |
| 10616 | AAB | IEEE 802.11ac WiFi (40MHz, MCS0, 90pc duty cycle) | WLAN | 8.82 | ± 9.6 % |
| 10617 | AAB | IEEE 802.11ac WiFi (40MHz, MCS1, 90pc duty cycle) | WLAN | 8.81 | ± 9.6 % |
| 10618 | AAB | IEEE 802.11ac WiFi (40MHz, MCS2, 90pc duty cycle) | WLAN | 8.58 | ± 9.6 % |
| 10619 | AAB | IEEE 802.11ac WiFi (40MHz, MCS3, 90pc duty cycle) | WLAN | 8.86 | ± 9.6 % |
| 10620 | AAB | IEEE 802.11ac WiFi (40MHz, MCS4, 90pc duty cycle) | WLAN | 8.87 | ± 9.6 % |
| 10621 | AAB | IEEE 802.11ac WiFi (40MHz, MCS5, 90pc duty cycle) | WLAN | 8.77 | ± 9.6 % |
| 10622 | AAB | IEEE 802.11ac WiFi (40MHz, MCS6, 90pc duty cycle) | WLAN | 8.68 | ± 9.6 % |
| 10623 | AAB | IEEE 802.11ac WiFi (40MHz, MCS7, 90pc duty cycle) | WLAN | 8.82 | ± 9.6 % |
| 10624 | AAB | IEEE 802.11ac WiFi (40MHz, MCS8, 90pc duty cycle) | WLAN | 8.96 | ± 9.6 % |
| 10625 | AAB | IEEE 802.11ac WiFi (40MHz, MCS9, 90pc duty cycle) | WLAN | 8.96 | ± 9.6 % |
| 10626 | AAB | IEEE 802.11ac WiFi (80MHz, MCS0, 90pc duty cycle) | WLAN | 8.83 | ± 9.6 % |
| 10627 | AAB | IEEE 802.11ac WiFi (80MHz, MCS1, 90pc duty cycle) | WLAN | 8.88 | ± 9.6 % |
| 10628 | AAB | IEEE 802.11ac WiFi (80MHz, MCS2, 90pc duty cycle) | WLAN | 8.71 | ± 9.6 % |
| 10629 | AAB | IEEE 802.11ac WiFi (80MHz, MCS3, 90pc duty cycle) | WLAN | 8.85 | ± 9.6 % |
| 10630 | AAB | IEEE 802.11ac WiFi (80MHz, MCS4, 90pc duty cycle) | WLAN | 8.72 | ± 9.6 % |
| 10631 | AAB | IEEE 802.11ac WiFi (80MHz, MCS5, 90pc duty cycle) | WLAN | 8.81 | ± 9.6 % |
| 10632 | AAB | IEEE 802.11ac WiFi (80MHz, MCS6, 90pc duty cycle) | WLAN | 8.74 | ± 9.6 % |
| 10633 | AAB | IEEE 802.11ac WiFi (80MHz, MCS7, 90pc duty cycle) | WLAN | 8.83 | ± 9.6 % |
| 10634 | AAB | IEEE 802.11ac WiFi (80MHz, MCS8, 90pc duty cycle) | WLAN | 8.80 | ± 9.6 % |
| 10635 | AAB | IEEE 802.11ac WiFi (80MHz, MCS9, 90pc duty cycle) | WLAN | 8.81 | ± 9.6 % |
| 10636 | AAC | IEEE 802.11ac WiFi (160MHz, MCS0, 90pc duty cycle) | WLAN | 8.83 | ± 9.6 % |
| 10637 | AAC | IEEE 802.11ac WiFi (160MHz, MCS1, 90pc duty cycle) | WLAN | 8.79 | ± 9.6 % |
| 10638 | AAC | IEEE 802.11ac WiFi (160MHz, MCS2, 90pc duty cycle) | WLAN | 8.86 | ± 9.6 % |
| 10639 | AAC | IEEE 802.11ac WiFi (160MHz, MCS3, 90pc duty cycle) | WLAN | 8.85 | ± 9.6 % |
| 10640 | AAC | IEEE 802.11ac WiFi (160MHz, MCS4, 90pc duty cycle) | WLAN | 8.98 | ± 9.6 % |
| 10641 | AAC | IEEE 802.11ac WiFi (160MHz, MCS5, 90pc duty cycle) | WLAN | 9.06 | ± 9.6 % |
| 10642 | AAC | IEEE 802.11ac WiFi (160MHz, MCS6, 90pc duty cycle) | WLAN | 9.06 | ± 9.6 % |
| 10643 | AAC | IEEE 802.11ac WiFi (160MHz, MCS7, 90pc duty cycle) | WLAN | 8.89 | ± 9.6 % |
| 10644 | AAC | IEEE 802.11ac WiFi (160MHz, MCS8, 90pc duty cycle) | WLAN | 9.05 | ± 9.6 % |
| 10645 | AAC | IEEE 802.11ac WiFi (160MHz, MCS9, 90pc duty cycle) | WLAN | 9.11 | ± 9.6 % |
| 10646 | AAF | LTE-TDD (SC-FDMA, 1 RB, 5 MHz, QPSK, UL Subframe=2,7) | LTE-TDD | 11.96 | ± 9.6 % |
| 10647 | AAF | LTE-TDD (SC-FDMA, 1 RB, 20 MHz, QPSK, UL Subframe=2,7) | LTE-TDD | 11.96 | ± 9.6 % |
| 10648 | AAA | CDMA2000 (1x Advanced) | CDMA2000 | 3.45 | ± 9.6 % |
| 10652 | AAD | LTE-TDD (OFDMA, 5 MHz, E-TM 3.1, Clipping 44%) | LTE-TDD | 6.91 | ± 9.6 % |
| 10653 | AAD | LTE-TDD (OFDMA, 10 MHz, E-TM 3.1, Clipping 44%) | LTE-TDD | 7.42 | ± 9.6 % |
| 10654 | AAD | LTE-TDD (OFDMA, 15 MHz, E-TM 3.1, Clipping 44%) | LTE-TDD | 6.96 | ± 9.6 % |

| | | | | | |
|---|---|---|---|---|---|
| 10655 | AAE | LTE-TDD (OFDMA, 20 MHz, E-TM 3.1, Clipping 44%) | LTE-TDD | 7.21 | ± 9.6 % |
| 10658 | AAA | Pulse Waveform (200Hz, 10%) | Test | 10.00 | ± 9.6 % |
| 10659 | AAA | Pulse Waveform (200Hz, 20%) | Test | 6.99 | ± 9.6 % |
| 10660 | AAA | Pulse Waveform (200Hz, 40%) | Test | 3.98 | ± 9.6 % |
| 10661 | AAA | Pulse Waveform (200Hz, 60%) | Test | 2.22 | ± 9.6 % |
| 10662 | AAA | Pulse Waveform (200Hz, 80%) | Test | 0.97 | ± 9.6 % |
| 10670 | AAA | Bluetooth Low Energy | Bluetooth | 2.19 | ± 9.6 % |

[E] Uncertainty is determined using the max. deviation from linear response applying rectangular distribution and is expressed for the square of the field value.

**Calibration Laboratory of**
Schmid & Partner
Engineering AG
**Zeughausstrasse 43, 8004 Zurich, Switzerland**

**S** Schweizerischer Kalibrierdienst
**C** Service suisse d'étalonnage
**S** Servizio svizzero di taratura
Swiss Calibration Service

Accredited by the Swiss Accreditation Service (SAS)
**The Swiss Accreditation Service is one of the signatories to the EA Multilateral Agreement for the recognition of calibration certificates**

**Accreditation No.: SCS 0108**

**Client** **Sporton**

**Certificate No: EX3-7306_Jul18**

# CALIBRATION CERTIFICATE

| | |
|---|---|
| Object | EX3DV4 - SN:7306 |
| Calibration procedure(s) | QA CAL-01.v9, QA CAL-14.v4, QA CAL-23.v5, QA CAL-25.v6<br>Calibration procedure for dosimetric E-field probes |
| Calibration date: | July 26, 2018 |

This calibration certificate documents the traceability to national standards, which realize the physical units of measurements (SI).
The measurements and the uncertainties with confidence probability are given on the following pages and are part of the certificate.

All calibrations have been conducted in the closed laboratory facility: environment temperature (22 ± 3)°C and humidity < 70%.

Calibration Equipment used (M&TE critical for calibration)

| Primary Standards | ID | Cal Date (Certificate No.) | Scheduled Calibration |
|---|---|---|---|
| Power meter NRP | SN: 104778 | 04-Apr-18 (No. 217-02672/02673) | Apr-19 |
| Power sensor NRP-Z91 | SN: 103244 | 04-Apr-18 (No. 217-02672) | Apr-19 |
| Power sensor NRP-Z91 | SN: 103245 | 04-Apr-18 (No. 217-02673) | Apr-19 |
| Reference 20 dB Attenuator | SN: S5277 (20x) | 04-Apr-18 (No. 217-02682) | Apr-19 |
| Reference Probe ES3DV2 | SN: 3013 | 30-Dec-17 (No. ES3-3013_Dec17) | Dec-18 |
| DAE4 | SN: 660 | 21-Dec-17 (No. DAE4-660_Dec17) | Dec-18 |
| | | | |
| Secondary Standards | ID | Check Date (in house) | Scheduled Check |
| Power meter E4419B | SN: GB41293874 | 06-Apr-16 (in house check Jun-18) | In house check: Jun-20 |
| Power sensor E4412A | SN: MY41498087 | 06-Apr-16 (in house check Jun-18) | In house check: Jun-20 |
| Power sensor E4412A | SN: 000110210 | 06-Apr-16 (in house check Jun-18) | In house check: Jun-20 |
| RF generator HP 8648C | SN: US3642U01700 | 04-Aug-99 (in house check Jun-18) | In house check: Jun-20 |
| Network Analyzer E8358A | SN: US41080477 | 31-Mar-14 (in house check Oct-17) | In house check: Oct-18 |

| | Name | Function | Signature |
|---|---|---|---|
| Calibrated by: | Michael Weber | Laboratory Technician | M.Weber |
| Approved by: | Katja Pokovic | Technical Manager | |

Issued: July 28, 2018

This calibration certificate shall not be reproduced except in full without written approval of the laboratory.

## Glossary:

| | |
|---|---|
| TSL | tissue simulating liquid |
| NORMx,y,z | sensitivity in free space |
| ConvF | sensitivity in TSL / NORMx,y,z |
| DCP | diode compression point |
| CF | crest factor (1/duty_cycle) of the RF signal |
| A, B, C, D | modulation dependent linearization parameters |
| Polarization φ | φ rotation around probe axis |
| Polarization ϑ | ϑ rotation around an axis that is in the plane normal to probe axis (at measurement center), i.e., ϑ = 0 is normal to probe axis |
| Connector Angle | information used in DASY system to align probe sensor X to the robot coordinate system |

## Calibration is Performed According to the Following Standards:

a) IEEE Std 1528-2013, "IEEE Recommended Practice for Determining the Peak Spatial-Averaged Specific Absorption Rate (SAR) in the Human Head from Wireless Communications Devices: Measurement Techniques", June 2013
b) IEC 62209-1, ", "Measurement procedure for the assessment of Specific Absorption Rate (SAR) from hand-held and body-mounted devices used next to the ear (frequency range of 300 MHz to 6 GHz)", July 2016
c) IEC 62209-2, "Procedure to determine the Specific Absorption Rate (SAR) for wireless communication devices used in close proximity to the human body (frequency range of 30 MHz to 6 GHz)", March 2010
d) KDB 865664, "SAR Measurement Requirements for 100 MHz to 6 GHz"

## Methods Applied and Interpretation of Parameters:

- *NORMx,y,z:* Assessed for E-field polarization ϑ = 0 (f ≤ 900 MHz in TEM-cell; f > 1800 MHz: R22 waveguide). NORMx,y,z are only intermediate values, i.e., the uncertainties of NORMx,y,z does not affect the $E^2$-field uncertainty inside TSL (see below *ConvF*).
- *NORM(f)x,y,z = NORMx,y,z * frequency_response* (see Frequency Response Chart). This linearization is implemented in DASY4 software versions later than 4.2. The uncertainty of the frequency response is included in the stated uncertainty of *ConvF*.
- *DCPx,y,z:* DCP are numerical linearization parameters assessed based on the data of power sweep with CW signal (no uncertainty required). DCP does not depend on frequency nor media.
- *PAR:* PAR is the Peak to Average Ratio that is not calibrated but determined based on the signal characteristics
- *Ax,y,z; Bx,y,z; Cx,y,z; Dx,y,z; VRx,y,z: A, B, C, D* are numerical linearization parameters assessed based on the data of power sweep for specific modulation signal. The parameters do not depend on frequency nor media. *VR* is the maximum calibration range expressed in RMS voltage across the diode.
- *ConvF and Boundary Effect Parameters:* Assessed in flat phantom using E-field (or Temperature Transfer Standard for f ≤ 800 MHz) and inside waveguide using analytical field distributions based on power measurements for f > 800 MHz. The same setups are used for assessment of the parameters applied for boundary compensation (alpha, depth) of which typical uncertainty values are given. These parameters are used in DASY4 software to improve probe accuracy close to the boundary. The sensitivity in TSL corresponds to *NORMx,y,z * ConvF* whereby the uncertainty corresponds to that given for *ConvF*. A frequency dependent *ConvF* is used in DASY version 4.4 and higher which allows extending the validity from ± 50 MHz to ± 100 MHz.
- *Spherical isotropy (3D deviation from isotropy)*: in a field of low gradients realized using a flat phantom exposed by a patch antenna.
- *Sensor Offset*: The sensor offset corresponds to the offset of virtual measurement center from the probe tip (on probe axis). No tolerance required.
- *Connector Angle*: The angle is assessed using the information gained by determining the *NORMx* (no uncertainty required).

# Probe EX3DV4

# SN:7306

Manufactured: March 11, 2014
Calibrated: July 26, 2018

Calibrated for DASY/EASY Systems
(Note: non-compatible with DASY2 system!)

# DASY/EASY - Parameters of Probe: EX3DV4 - SN:7306

## Basic Calibration Parameters

| | Sensor X | Sensor Y | Sensor Z | Unc (k=2) |
|---|---|---|---|---|
| Norm (μV/(V/m)$^2$)[A] | 0.48 | 0.58 | 0.46 | ± 10.1 % |
| DCP (mV)[B] | 100.2 | 93.0 | 101.1 | |

## Modulation Calibration Parameters

| UID | Communication System Name | | A dB | B dB√μV | C | D dB | VR mV | Unc[E] (k=2) |
|---|---|---|---|---|---|---|---|---|
| 0 | CW | X | 0.0 | 0.0 | 1.0 | 0.00 | 158.1 | ±3.3 % |
| | | Y | 0.0 | 0.0 | 1.0 | | 150.5 | |
| | | Z | 0.0 | 0.0 | 1.0 | | 157.2 | |

The reported uncertainty of measurement is stated as the standard uncertainty of measurement multiplied by the coverage factor k=2, which for a normal distribution corresponds to a coverage probability of approximately 95%.

[A] The uncertainties of Norm X,Y,Z do not affect the $E^2$-field uncertainty inside TSL (see Pages 5 and 6).
[B] Numerical linearization parameter: uncertainty not required.
[E] Uncertainty is determined using the max. deviation from linear response applying rectangular distribution and is expressed for the square of the field value.

# DASY/EASY - Parameters of Probe: EX3DV4 - SN:7306

## Calibration Parameter Determined in Head Tissue Simulating Media

| f (MHz) [C] | Relative Permittivity [F] | Conductivity (S/m) [F] | ConvF X | ConvF Y | ConvF Z | Alpha [G] | Depth [G] (mm) | Unc (k=2) |
|---|---|---|---|---|---|---|---|---|
| 750 | 41.9 | 0.89 | 10.19 | 10.19 | 10.19 | 0.38 | 0.92 | ± 12.0 % |
| 835 | 41.5 | 0.90 | 9.96 | 9.96 | 9.96 | 0.39 | 0.90 | ± 12.0 % |
| 900 | 41.5 | 0.97 | 9.71 | 9.71 | 9.71 | 0.45 | 0.84 | ± 12.0 % |
| 1750 | 40.1 | 1.37 | 8.69 | 8.69 | 8.69 | 0.40 | 0.80 | ± 12.0 % |
| 1900 | 40.0 | 1.40 | 8.26 | 8.26 | 8.26 | 0.37 | 0.80 | ± 12.0 % |
| 2000 | 40.0 | 1.40 | 8.22 | 8.22 | 8.22 | 0.33 | 0.85 | ± 12.0 % |
| 2450 | 39.2 | 1.80 | 7.43 | 7.43 | 7.43 | 0.33 | 1.05 | ± 12.0 % |
| 2600 | 39.0 | 1.96 | 7.26 | 7.26 | 7.26 | 0.46 | 0.95 | ± 12.0 % |
| 5250 | 35.9 | 4.71 | 5.38 | 5.38 | 5.38 | 0.40 | 1.80 | ± 13.1 % |
| 5600 | 35.5 | 5.07 | 4.71 | 4.71 | 4.71 | 0.40 | 1.80 | ± 13.1 % |
| 5750 | 35.4 | 5.22 | 5.00 | 5.00 | 5.00 | 0.40 | 1.80 | ± 13.1 % |

[C] Frequency validity above 300 MHz of ± 100 MHz only applies for DASY v4.4 and higher (see Page 2), else it is restricted to ± 50 MHz. The uncertainty is the RSS of the ConvF uncertainty at calibration frequency and the uncertainty for the indicated frequency band. Frequency validity below 300 MHz is ± 10, 25, 40, 50 and 70 MHz for ConvF assessments at 30, 64, 128, 150 and 220 MHz respectively. Above 5 GHz frequency validity can be extended to ± 110 MHz.

[F] At frequencies below 3 GHz, the validity of tissue parameters (ε and σ) can be relaxed to ± 10% if liquid compensation formula is applied to measured SAR values. At frequencies above 3 GHz, the validity of tissue parameters (ε and σ) is restricted to ± 5%. The uncertainty is the RSS of the ConvF uncertainty for indicated target tissue parameters.

[G] Alpha/Depth are determined during calibration. SPEAG warrants that the remaining deviation due to the boundary effect after compensation is always less than ± 1% for frequencies below 3 GHz and below ± 2% for frequencies between 3-6 GHz at any distance larger than half the probe tip diameter from the boundary.

# DASY/EASY - Parameters of Probe: EX3DV4 - SN:7306

## Calibration Parameter Determined in Body Tissue Simulating Media

| f (MHz) [C] | Relative Permittivity [F] | Conductivity (S/m) [F] | ConvF X | ConvF Y | ConvF Z | Alpha [G] | Depth [G] (mm) | Unc (k=2) |
|---|---|---|---|---|---|---|---|---|
| 750 | 55.5 | 0.96 | 10.06 | 10.06 | 10.06 | 0.46 | 0.80 | ± 12.0 % |
| 835 | 55.2 | 0.97 | 9.82 | 9.82 | 9.82 | 0.48 | 0.84 | ± 12.0 % |
| 1750 | 53.4 | 1.49 | 8.22 | 8.22 | 8.22 | 0.23 | 1.14 | ± 12.0 % |
| 1900 | 53.3 | 1.52 | 7.87 | 7.87 | 7.87 | 0.28 | 1.00 | ± 12.0 % |
| 2450 | 52.7 | 1.95 | 7.75 | 7.75 | 7.75 | 0.34 | 0.96 | ± 12.0 % |
| 2600 | 52.5 | 2.16 | 7.47 | 7.47 | 7.47 | 0.34 | 0.99 | ± 12.0 % |
| 5250 | 48.9 | 5.36 | 4.80 | 4.80 | 4.80 | 0.50 | 1.90 | ± 13.1 % |
| 5600 | 48.5 | 5.77 | 4.03 | 4.03 | 4.03 | 0.50 | 1.90 | ± 13.1 % |
| 5750 | 48.3 | 5.94 | 4.37 | 4.37 | 4.37 | 0.50 | 1.90 | ± 13.1 % |

[C] Frequency validity above 300 MHz of ± 100 MHz only applies for DASY v4.4 and higher (see Page 2), else it is restricted to ± 50 MHz. The uncertainty is the RSS of the ConvF uncertainty at calibration frequency and the uncertainty for the indicated frequency band. Frequency validity below 300 MHz is ± 10, 25, 40, 50 and 70 MHz for ConvF assessments at 30, 64, 128, 150 and 220 MHz respectively. Above 5 GHz frequency validity can be extended to ± 110 MHz.

[F] At frequencies below 3 GHz, the validity of tissue parameters (ε and σ) can be relaxed to ± 10% if liquid compensation formula is applied to measured SAR values. At frequencies above 3 GHz, the validity of tissue parameters (ε and σ) is restricted to ± 5%. The uncertainty is the RSS of the ConvF uncertainty for indicated target tissue parameters.

[G] Alpha/Depth are determined during calibration. SPEAG warrants that the remaining deviation due to the boundary effect after compensation is always less than ± 1% for frequencies below 3 GHz and below ± 2% for frequencies between 3-6 GHz at any distance larger than half the probe tip diameter from the boundary.

# Frequency Response of E-Field

**(TEM-Cell:ifi110 EXX, Waveguide: R22)**

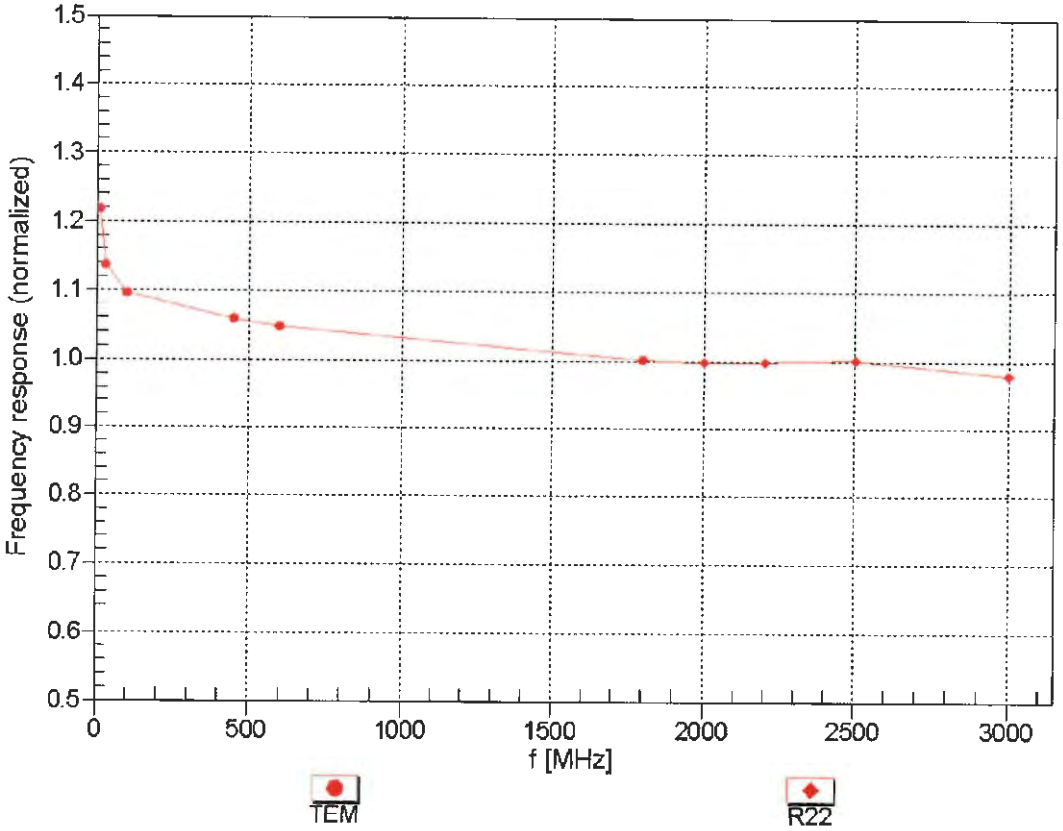


**Uncertainty of Frequency Response of E-field: ± 6.3% (k=2)**

# Receiving Pattern (ϕ), ϑ = 0°

f=600 MHz,TEM

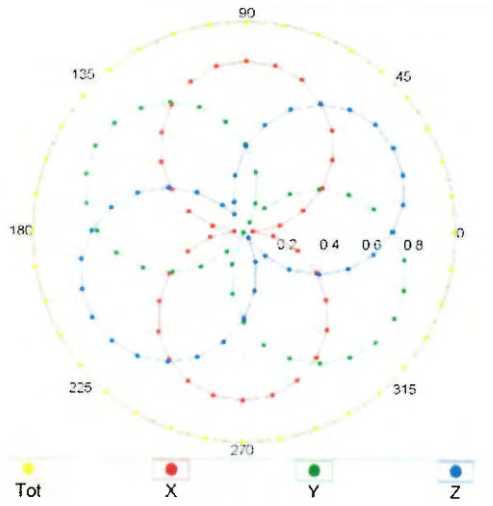


f=1800 MHz,R22

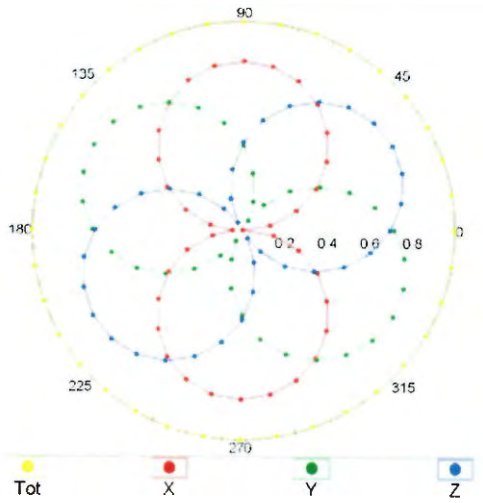


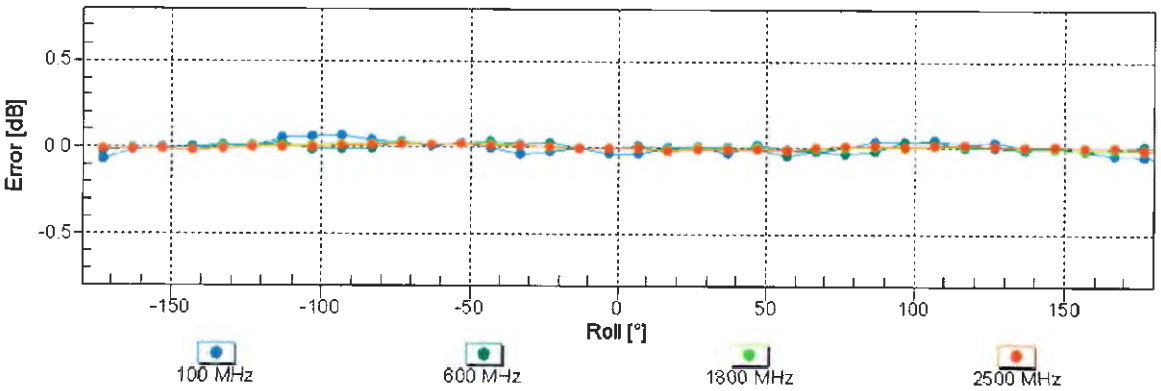


**Uncertainty of Axial Isotropy Assessment: ± 0.5% (k=2)**

# Dynamic Range f($SAR_{head}$)

**(TEM cell , $f_{eval}$= 1900 MHz)**

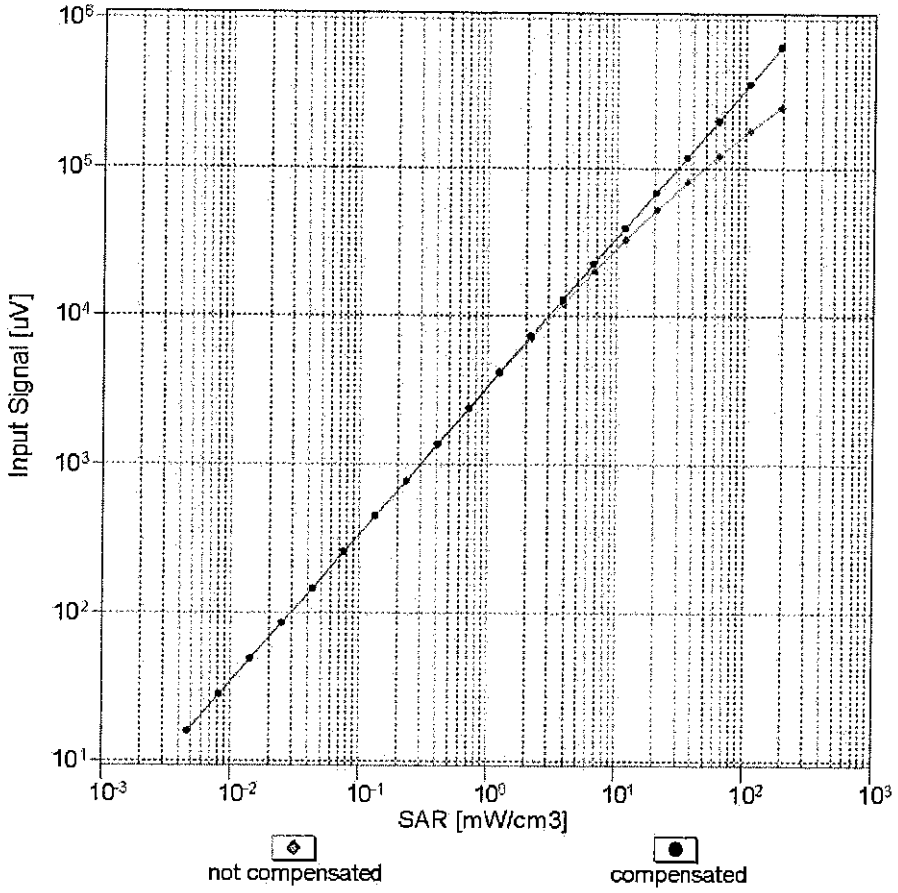


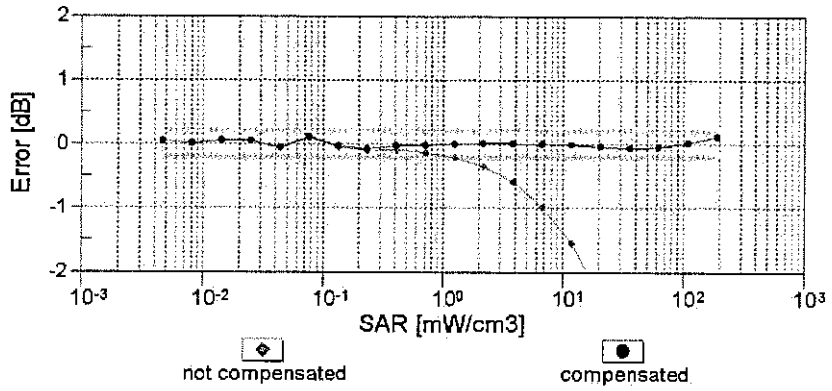


**Uncertainty of Linearity Assessment: ± 0.6% (k=2)**

# Conversion Factor Assessment

f = 835 MHz,WGLS R9 (H_convF)

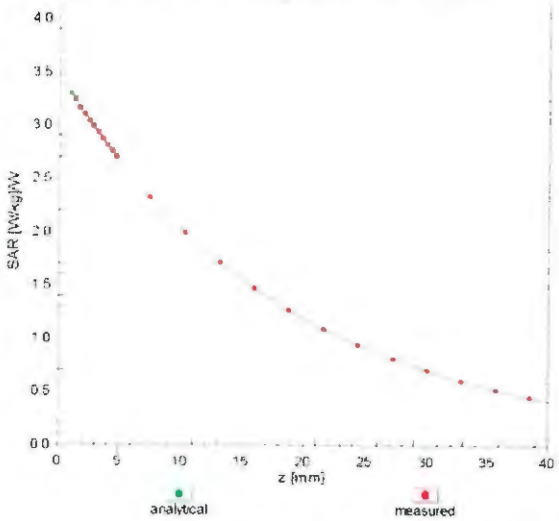


f = 1900 MHz,WGLS R22 (H_convF)

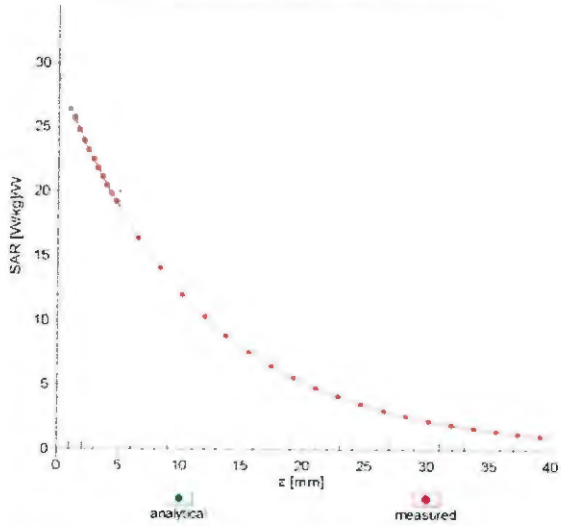


# Deviation from Isotropy in Liquid

**Error (ϕ, ϑ), f = 900 MHz**

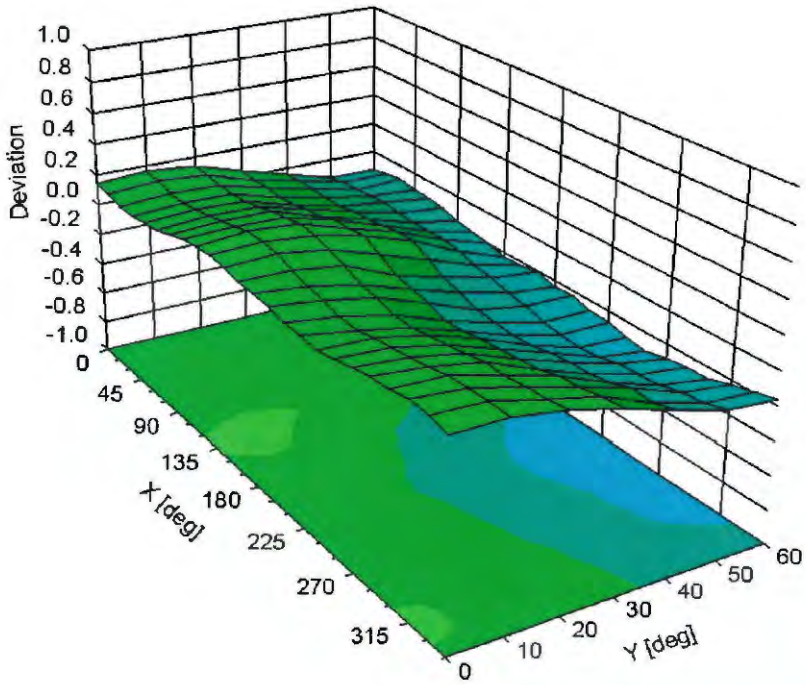





**Uncertainty of Spherical Isotropy Assessment: ± 2.6% (k=2)**

# DASY/EASY - Parameters of Probe: EX3DV4 - SN:7306

## Other Probe Parameters

| | |
|---|---|
| Sensor Arrangement | Triangular |
| Connector Angle (°) | 56.8 |
| Mechanical Surface Detection Mode | enabled |
| Optical Surface Detection Mode | disabled |
| Probe Overall Length | 337 mm |
| Probe Body Diameter | 10 mm |
| Tip Length | 9 mm |
| Tip Diameter | 2.5 mm |
| Probe Tip to Sensor X Calibration Point | 1 mm |
| Probe Tip to Sensor Y Calibration Point | 1 mm |
| Probe Tip to Sensor Z Calibration Point | 1 mm |
| Recommended Measurement Distance from Surface | 1.4 mm |

**Calibration Laboratory of**
Schmid & Partner
Engineering AG
**Zeughausstrasse 43, 8004 Zurich, Switzerland**

**S** Schweizerischer Kalibrierdienst
**C** Service suisse d'étalonnage
**S** Servizio svizzero di taratura
Swiss Calibration Service

Accredited by the Swiss Accreditation Service (SAS)
**The Swiss Accreditation Service is one of the signatories to the EA Multilateral Agreement for the recognition of calibration certificates**

**Accreditation No.: SCS 0108**

**Client** **Auden**

**Certificate No: EX3-7515_Oct18**

# CALIBRATION CERTIFICATE

| | |
|---|---|
| Object | EX3DV4 - SN:7515 |
| Calibration procedure(s) | QA CAL-01.v9, QA CAL-14.v4, QA CAL-23.v5, QA CAL-25.v6<br>Calibration procedure for dosimetric E-field probes |
| Calibration date: | October 3, 2018 |

This calibration certificate documents the traceability to national standards, which realize the physical units of measurements (SI).
The measurements and the uncertainties with confidence probability are given on the following pages and are part of the certificate.

All calibrations have been conducted in the closed laboratory facility: environment temperature (22 ± 3)°C and humidity < 70%.

Calibration Equipment used (M&TE critical for calibration)

| Primary Standards | ID | Cal Date (Certificate No.) | Scheduled Calibration |
|---|---|---|---|
| Power meter NRP | SN: 104778 | 04-Apr-18 (No. 217-02672/02673) | Apr-19 |
| Power sensor NRP-Z91 | SN: 103244 | 04-Apr-18 (No. 217-02672) | Apr-19 |
| Power sensor NRP-Z91 | SN: 103245 | 04-Apr-18 (No. 217-02673) | Apr-19 |
| Reference 20 dB Attenuator | SN: S5277 (20x) | 04-Apr-18 (No. 217-02682) | Apr-19 |
| Reference Probe ES3DV2 | SN: 3013 | 30-Dec-17 (No. ES3-3013_Dec17) | Dec-18 |
| DAE4 | SN: 660 | 21-Dec-17 (No. DAE4-660_Dec17) | Dec-18 |
| | | | |
| Secondary Standards | ID | Check Date (in house) | Scheduled Check |
| Power meter E4419B | SN: GB41293874 | 06-Apr-16 (in house check Jun-18) | In house check: Jun-20 |
| Power sensor E4412A | SN: MY41498087 | 06-Apr-16 (in house check Jun-18) | In house check: Jun-20 |
| Power sensor E4412A | SN: 000110210 | 06-Apr-16 (in house check Jun-18) | In house check: Jun-20 |
| RF generator HP 8648C | SN: US3642U01700 | 04-Aug-99 (in house check Jun-18) | In house check: Jun-20 |
| Network Analyzer E8358A | SN: US41080477 | 31-Mar-14 (in house check Oct-17) | In house check: Oct-18 |

| | Name | Function | Signature |
|---|---|---|---|
| Calibrated by: | Jeton Kastrati | Laboratory Technician | |
| Approved by: | Katja Pokovic | Technical Manager | |

Issued: October 3, 2018

This calibration certificate shall not be reproduced except in full without written approval of the laboratory.

## Glossary:

| | |
|---|---|
| TSL | tissue simulating liquid |
| NORMx,y,z | sensitivity in free space |
| ConvF | sensitivity in TSL / NORMx,y,z |
| DCP | diode compression point |
| CF | crest factor (1/duty_cycle) of the RF signal |
| A, B, C, D | modulation dependent linearization parameters |
| Polarization φ | φ rotation around probe axis |
| Polarization ϑ | ϑ rotation around an axis that is in the plane normal to probe axis (at measurement center), i.e., ϑ = 0 is normal to probe axis |
| Connector Angle | information used in DASY system to align probe sensor X to the robot coordinate system |

## Calibration is Performed According to the Following Standards:

a) IEEE Std 1528-2013, "IEEE Recommended Practice for Determining the Peak Spatial-Averaged Specific Absorption Rate (SAR) in the Human Head from Wireless Communications Devices: Measurement Techniques", June 2013
b) IEC 62209-1, ", "Measurement procedure for the assessment of Specific Absorption Rate (SAR) from hand-held and body-mounted devices used next to the ear (frequency range of 300 MHz to 6 GHz)", July 2016
c) IEC 62209-2, "Procedure to determine the Specific Absorption Rate (SAR) for wireless communication devices used in close proximity to the human body (frequency range of 30 MHz to 6 GHz)", March 2010
d) KDB 865664, "SAR Measurement Requirements for 100 MHz to 6 GHz"

## Methods Applied and Interpretation of Parameters:

- *NORMx,y,z:* Assessed for E-field polarization ϑ = 0 (f ≤ 900 MHz in TEM-cell; f > 1800 MHz: R22 waveguide). NORMx,y,z are only intermediate values, i.e., the uncertainties of NORMx,y,z does not affect the $E^2$-field uncertainty inside TSL (see below *ConvF*).
- *NORM(f)x,y,z = NORMx,y,z * frequency_response* (see Frequency Response Chart). This linearization is implemented in DASY4 software versions later than 4.2. The uncertainty of the frequency response is included in the stated uncertainty of *ConvF*.
- *DCPx,y,z:* DCP are numerical linearization parameters assessed based on the data of power sweep with CW signal (no uncertainty required). DCP does not depend on frequency nor media.
- *PAR:* PAR is the Peak to Average Ratio that is not calibrated but determined based on the signal characteristics
- *Ax,y,z; Bx,y,z; Cx,y,z; Dx,y,z; VRx,y,z: A, B, C, D* are numerical linearization parameters assessed based on the data of power sweep for specific modulation signal. The parameters do not depend on frequency nor media. *VR* is the maximum calibration range expressed in RMS voltage across the diode.
- *ConvF and Boundary Effect Parameters:* Assessed in flat phantom using E-field (or Temperature Transfer Standard for f ≤ 800 MHz) and inside waveguide using analytical field distributions based on power measurements for f > 800 MHz. The same setups are used for assessment of the parameters applied for boundary compensation (alpha, depth) of which typical uncertainty values are given. These parameters are used in DASY4 software to improve probe accuracy close to the boundary. The sensitivity in TSL corresponds to *NORMx,y,z * ConvF* whereby the uncertainty corresponds to that given for *ConvF*. A frequency dependent *ConvF* is used in DASY version 4.4 and higher which allows extending the validity from ± 50 MHz to ± 100 MHz.
- *Spherical isotropy (3D deviation from isotropy)*: in a field of low gradients realized using a flat phantom exposed by a patch antenna.
- *Sensor Offset*: The sensor offset corresponds to the offset of virtual measurement center from the probe tip (on probe axis). No tolerance required.
- *Connector Angle*: The angle is assessed using the information gained by determining the *NORMx* (no uncertainty required).

# Probe EX3DV4

# SN:7515

Manufactured: March 28, 2018
Calibrated: October 3, 2018

Calibrated for DASY/EASY Systems
(Note: non-compatible with DASY2 system!)

# DASY/EASY - Parameters of Probe: EX3DV4 - SN:7515

## Basic Calibration Parameters

| | Sensor X | Sensor Y | Sensor Z | Unc (k=2) |
|---|---|---|---|---|
| Norm ($\mu V/(V/m)^2$)[A] | 0.42 | 0.50 | 0.46 | ± 10.1 % |
| DCP (mV)[B] | 97.1 | 97.7 | 95.7 | |

## Modulation Calibration Parameters

| UID | Communication System Name | | A dB | B dB√μV | C | D dB | VR mV | Unc[E] (k=2) |
|---|---|---|---|---|---|---|---|---|
| 0 | CW | X | 0.0 | 0.0 | 1.0 | 0.00 | 169.5 | ±2.2 % |
| | | Y | 0.0 | 0.0 | 1.0 | | 156.2 | |
| | | Z | 0.0 | 0.0 | 1.0 | | 176.6 | |

The reported uncertainty of measurement is stated as the standard uncertainty of measurement multiplied by the coverage factor k=2, which for a normal distribution corresponds to a coverage probability of approximately 95%.

[A] The uncertainties of Norm X,Y,Z do not affect the $E^2$-field uncertainty inside TSL (see Pages 5 and 6).
[B] Numerical linearization parameter: uncertainty not required.
[E] Uncertainty is determined using the max. deviation from linear response applying rectangular distribution and is expressed for the square of the field value.

# DASY/EASY - Parameters of Probe: EX3DV4 - SN:7515

## Calibration Parameter Determined in Head Tissue Simulating Media

| f (MHz) [C] | Relative Permittivity [F] | Conductivity (S/m) [F] | ConvF X | ConvF Y | ConvF Z | Alpha [G] | Depth [G] (mm) | Unc (k=2) |
|---|---|---|---|---|---|---|---|---|
| 750 | 41.9 | 0.89 | 10.11 | 10.11 | 10.11 | 0.54 | 0.80 | ± 12.0 % |
| 835 | 41.5 | 0.90 | 9.75 | 9.75 | 9.75 | 0.41 | 0.88 | ± 12.0 % |
| 900 | 41.5 | 0.97 | 9.68 | 9.68 | 9.68 | 0.55 | 0.85 | ± 12.0 % |
| 1750 | 40.1 | 1.37 | 8.65 | 8.65 | 8.65 | 0.34 | 0.88 | ± 12.0 % |
| 1900 | 40.0 | 1.40 | 8.33 | 8.33 | 8.33 | 0.25 | 0.90 | ± 12.0 % |
| 2000 | 40.0 | 1.40 | 8.28 | 8.28 | 8.28 | 0.29 | 0.88 | ± 12.0 % |
| 2300 | 39.5 | 1.67 | 7.86 | 7.86 | 7.86 | 0.35 | 0.87 | ± 12.0 % |
| 2450 | 39.2 | 1.80 | 7.42 | 7.42 | 7.42 | 0.36 | 0.88 | ± 12.0 % |
| 2600 | 39.0 | 1.96 | 7.37 | 7.37 | 7.37 | 0.33 | 0.97 | ± 12.0 % |
| 5250 | 35.9 | 4.71 | 5.45 | 5.45 | 5.45 | 0.40 | 1.80 | ± 13.1 % |
| 5600 | 35.5 | 5.07 | 4.83 | 4.83 | 4.83 | 0.40 | 1.80 | ± 13.1 % |
| 5750 | 35.4 | 5.22 | 4.95 | 4.95 | 4.95 | 0.40 | 1.80 | ± 13.1 % |

[C] Frequency validity above 300 MHz of ± 100 MHz only applies for DASY v4.4 and higher (see Page 2), else it is restricted to ± 50 MHz. The uncertainty is the RSS of the ConvF uncertainty at calibration frequency and the uncertainty for the indicated frequency band. Frequency validity below 300 MHz is ± 10, 25, 40, 50 and 70 MHz for ConvF assessments at 30, 64, 128, 150 and 220 MHz respectively. Above 5 GHz frequency validity can be extended to ± 110 MHz.

[F] At frequencies below 3 GHz, the validity of tissue parameters (ε and σ) can be relaxed to ± 10% if liquid compensation formula is applied to measured SAR values. At frequencies above 3 GHz, the validity of tissue parameters (ε and σ) is restricted to ± 5%. The uncertainty is the RSS of the ConvF uncertainty for indicated target tissue parameters.

[G] Alpha/Depth are determined during calibration. SPEAG warrants that the remaining deviation due to the boundary effect after compensation is always less than ± 1% for frequencies below 3 GHz and below ± 2% for frequencies between 3-6 GHz at any distance larger than half the probe tip diameter from the boundary.

# DASY/EASY - Parameters of Probe: EX3DV4 - SN:7515

## Calibration Parameter Determined in Body Tissue Simulating Media

| f (MHz) [C] | Relative Permittivity [F] | Conductivity (S/m) [F] | ConvF X | ConvF Y | ConvF Z | Alpha [G] | Depth [G] (mm) | Unc (k=2) |
|---|---|---|---|---|---|---|---|---|
| 750 | 55.5 | 0.96 | 10.15 | 10.15 | 10.15 | 0.46 | 0.84 | ± 12.0 % |
| 835 | 55.2 | 0.97 | 9.99 | 9.99 | 9.99 | 0.38 | 1.01 | ± 12.0 % |
| 900 | 55.0 | 1.05 | 9.69 | 9.69 | 9.69 | 0.52 | 0.80 | ± 12.0 % |
| 1750 | 53.4 | 1.49 | 8.20 | 8.20 | 8.20 | 0.36 | 0.93 | ± 12.0 % |
| 1900 | 53.3 | 1.52 | 7.93 | 7.93 | 7.93 | 0.31 | 0.96 | ± 12.0 % |
| 2000 | 53.3 | 1.52 | 7.89 | 7.89 | 7.89 | 0.38 | 0.87 | ± 12.0 % |
| 2300 | 52.9 | 1.81 | 7.75 | 7.75 | 7.75 | 0.36 | 0.90 | ± 12.0 % |
| 2450 | 52.7 | 1.95 | 7.53 | 7.53 | 7.53 | 0.36 | 0.94 | ± 12.0 % |
| 2600 | 52.5 | 2.16 | 7.48 | 7.48 | 7.48 | 0.28 | 0.97 | ± 12.0 % |
| 5250 | 48.9 | 5.36 | 4.96 | 4.96 | 4.96 | 0.50 | 1.90 | ± 13.1 % |
| 5600 | 48.5 | 5.77 | 4.39 | 4.39 | 4.39 | 0.50 | 1.90 | ± 13.1 % |
| 5800 | 48.2 | 6.00 | 4.42 | 4.42 | 4.42 | 0.50 | 1.90 | ± 13.1 % |

[C] Frequency validity above 300 MHz of ± 100 MHz only applies for DASY v4.4 and higher (see Page 2), else it is restricted to ± 50 MHz. The uncertainty is the RSS of the ConvF uncertainty at calibration frequency and the uncertainty for the indicated frequency band. Frequency validity below 300 MHz is ± 10, 25, 40, 50 and 70 MHz for ConvF assessments at 30, 64, 128, 150 and 220 MHz respectively. Above 5 GHz frequency validity can be extended to ± 110 MHz.

[F] At frequencies below 3 GHz, the validity of tissue parameters (ε and σ) can be relaxed to ± 10% if liquid compensation formula is applied to measured SAR values. At frequencies above 3 GHz, the validity of tissue parameters (ε and σ) is restricted to ± 5%. The uncertainty is the RSS of the ConvF uncertainty for indicated target tissue parameters.

[G] Alpha/Depth are determined during calibration. SPEAG warrants that the remaining deviation due to the boundary effect after compensation is always less than ± 1% for frequencies below 3 GHz and below ± 2% for frequencies between 3-6 GHz at any distance larger than half the probe tip diameter from the boundary.

# Frequency Response of E-Field

**(TEM-Cell:ifi110 EXX, Waveguide: R22)**

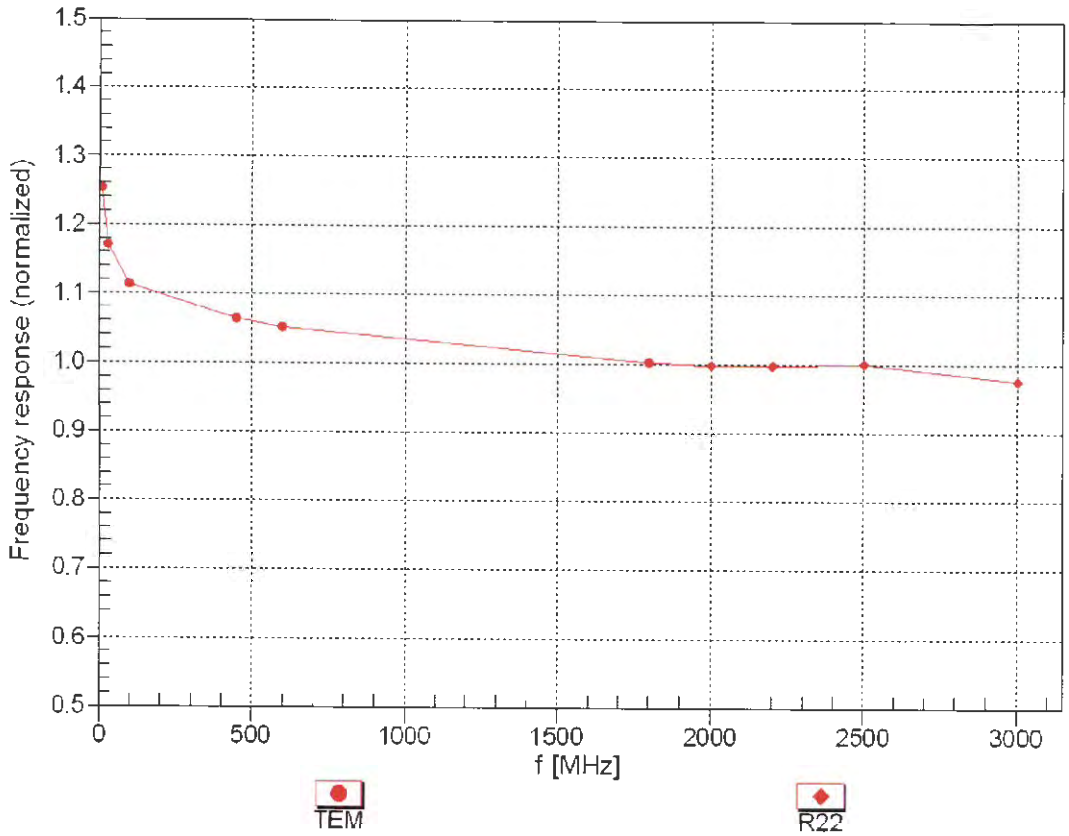


**Uncertainty of Frequency Response of E-field: ± 6.3% (k=2)**

# Receiving Pattern (ϕ), ϑ = 0°

f=600 MHz,TEM

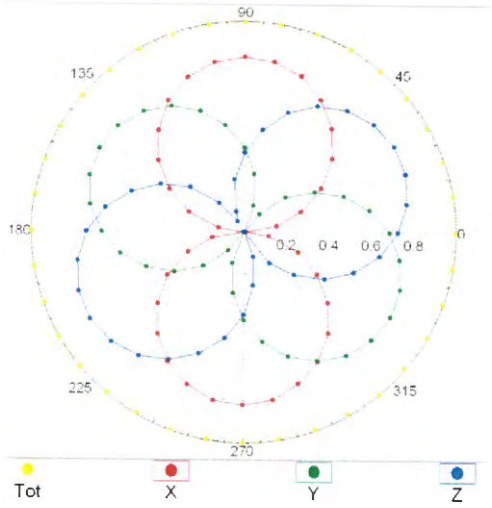


f=1800 MHz,R22

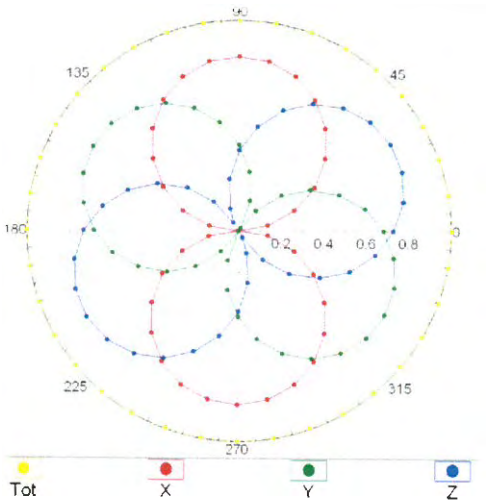


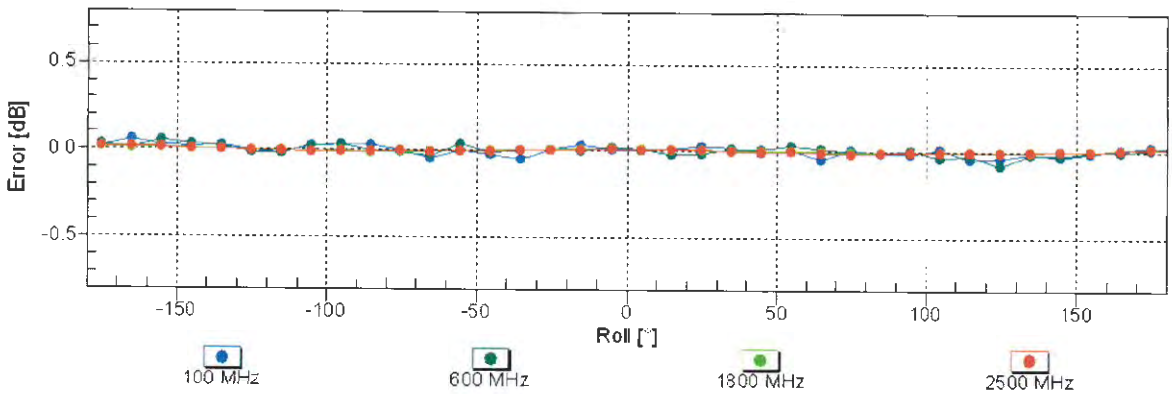


**Uncertainty of Axial Isotropy Assessment: ± 0.5% (k=2)**

# Dynamic Range f(SAR$_{head}$)

**(TEM cell , $f_{eval}$= 1900 MHz)**

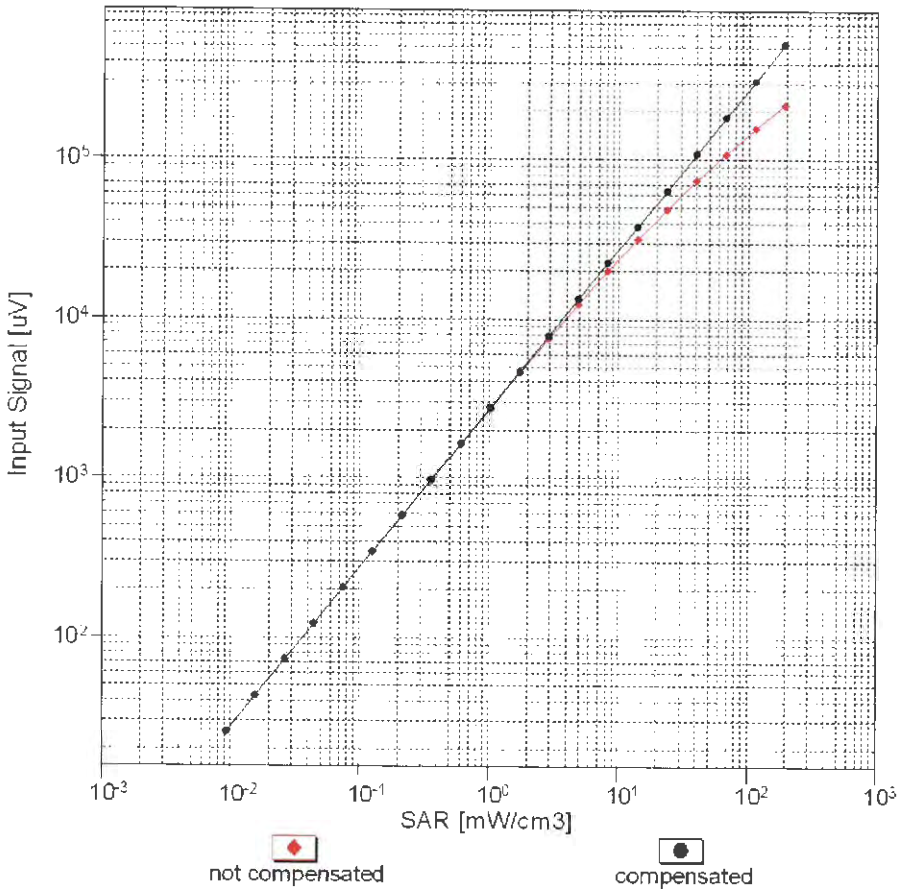


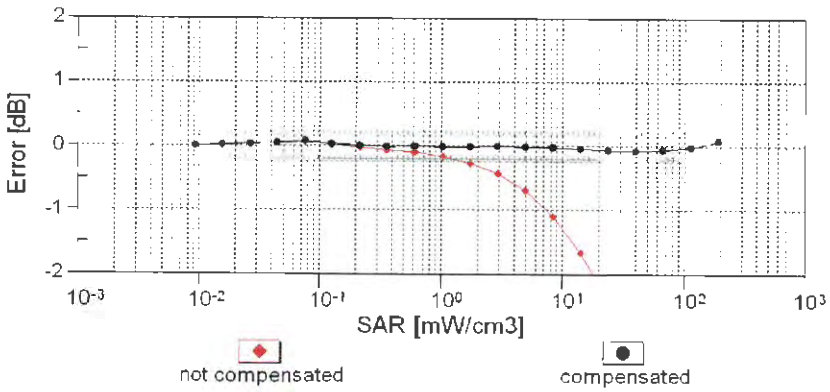


**Uncertainty of Linearity Assessment: ± 0.6% (k=2)**

# Conversion Factor Assessment

f = 835 MHz,WGLS R9 (H_convF)

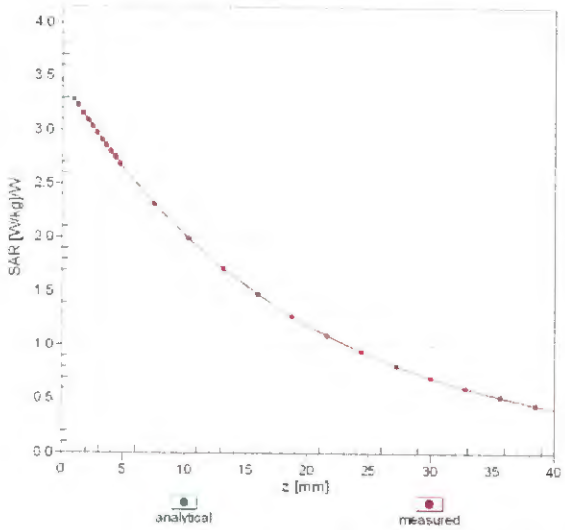


f = 1900 MHz,WGLS R22 (H_convF)

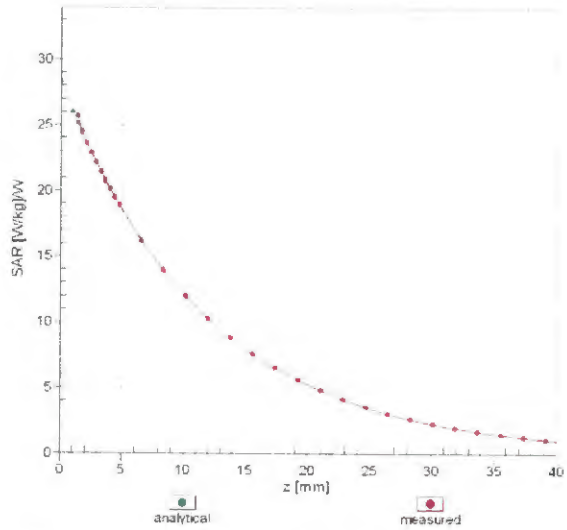


# Deviation from Isotropy in Liquid

**Error (ϕ, ϑ), f = 900 MHz**

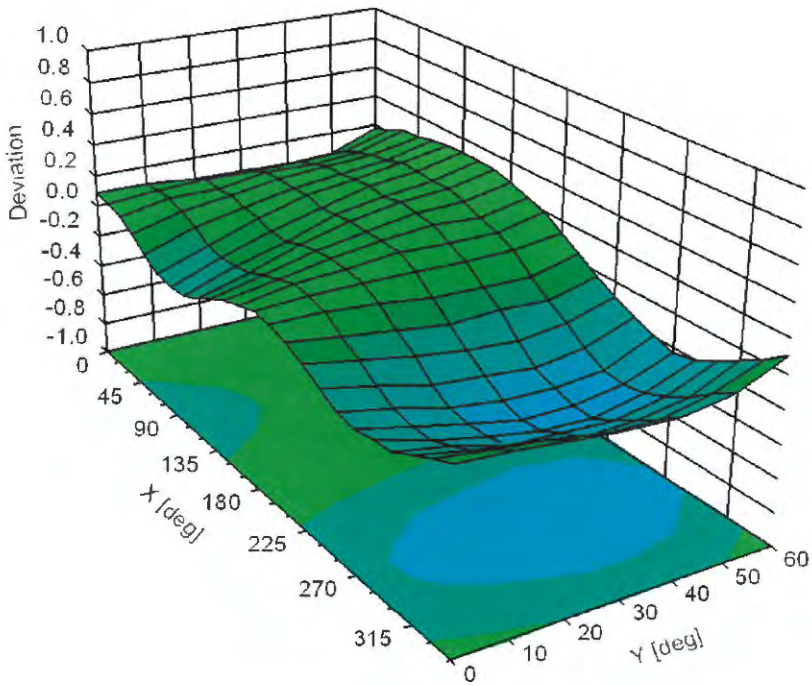





**Uncertainty of Spherical Isotropy Assessment: ± 2.6% (k=2)**

# DASY/EASY - Parameters of Probe: EX3DV4 - SN:7515

## Other Probe Parameters

| | |
|---|---|
| Sensor Arrangement | Triangular |
| Connector Angle (°) | -5.4 |
| Mechanical Surface Detection Mode | enabled |
| Optical Surface Detection Mode | disabled |
| Probe Overall Length | 337 mm |
| Probe Body Diameter | 10 mm |
| Tip Length | 9 mm |
| Tip Diameter | 2.5 mm |
| Probe Tip to Sensor X Calibration Point | 1 mm |
| Probe Tip to Sensor Y Calibration Point | 1 mm |
| Probe Tip to Sensor Z Calibration Point | 1 mm |
| Recommended Measurement Distance from Surface | 1.4 mm |