FCC RADIO TEST REPORT

FCC ID	:	**A4RG020J**
Equipment	:	**Phone**
Model Name	:	**G020J**
Applicant	:	**Google LLC** **1600 Amphitheatre Parkway,** **Mountain View, California, 94043 USA**
Standard	:	**47 CFR Part 2, 22(H), 24(E), 27**

The product was received on Nov. 07, 2018 and testing was started from Apr. 07, 2019 and completed on Jun. 27, 2019. We, SPORTON INTERNATIONAL INC. EMC & Wireless Communications Laboratory, would like to declare that the tested sample has been evaluated in accordance with the test procedures given in ANSI / TIA-603-E and has been in compliance with the applicable technical standards.

The report must not be used by the client to claim product certification, approval, or endorsement by TAF or any agency of government.

The test results in this report apply exclusively to the tested model / sample. Without written approval of SPORTON INTERNATIONAL INC. EMC & Wireless Communications Laboratory, the test report shall not be reproduced except in full.

Jones Tsai

Approved by: Jones Tsai

SPORTON INTERNATIONAL INC. EMC & Wireless Communications Laboratory
No. 52, Huaya 1st Rd., Guishan Dist., Taoyuan City, Taiwan (R.O.C.)

Table of Contents

History of this test report **3**
Summary of Test Result **4**
1 General Description **6**
1.1 Product Feature of Equipment Under Test 6
1.2 Product Specification of Equipment Under Test 6
1.3 Modification of EUT 8
1.4 Testing Location 9
1.5 Applicable Standards 9
2 Test Configuration of Equipment Under Test **10**
2.1 Test Mode 10
2.2 Connection Diagram of Test System 19
2.3 Support Unit used in test configuration and system 19
2.4 Measurement Results Explanation Example 20
2.5 Frequency List of Low/Middle/High Channels 21
3 Conducted Test Items **32**
3.1 Measuring Instruments 32
3.2 Conducted Output Power and EIRP 33
3.3 Peak-to-Average Ratio 34
3.4 EIRP Power Density 35
3.5 Occupied Bandwidth 36
3.6 Conducted Band Edge 37
3.7 Conducted Spurious Emission 40
3.8 Frequency Stability 41
4 Radiated Test Items **42**
4.1 Measuring Instruments 42
4.2 Radiated Spurious Emission Measurement 43
5 List of Measuring Equipment **45**
6 Uncertainty of Evaluation **47**
Appendix A. Test Results of Conducted Test
Appendix B. Test Results of EIRP and Radiated Test

History of this test report

Report No.	Version	Description	Issued Date
FG8N0620-05B	01	Initial issue of report	Jun. 29, 2019

Summary of Test Result

Report Clause	Ref Std. Clause	Test Items	Result (PASS/FAIL)	Remark
3.2	§2.1046	Conducted Output Power	Reporting only	-
	§22.913 (a)(2)	Effective Radiated Power (Band 5) (Band 26)	Pass	
	§27.50 (b)(10) §27.50 (c)(10)	Effective Radiated Power (Band 12) (Band 13) (Band 17) (Band 71)		
	§24.232 (c) §27.50 (h)(2)	Equivalent Isotropic Radiated Power (Band 2) (Band 25) (Band 7) (Band 38) (Band 41)		
	§27.50 (d)(4)	Equivalent Isotropic Radiated Power (Band 4) (Band 66)		
	-	Effective Isotropic Radiated Power (Band 30)	Reporting only	
3.3	§24.232 (d) §27.50 (d)(5)	Peak-to-Average Ratio	Pass	-
3.4	§27.50 (a)(3)	EIRP Power Density (Band 30)	Pass	-
3.5	§2.1049	Occupied Bandwidth	Reporting only	-
3.6	§2.1051 §22.917 (a) §24.238 (a) §27.53 (c)(2)(4) §27.53 (g) §27.53 (h)	Conducted Band Edge Measurement (Band 2) (Band 4) (Band 5) (Band 12) (Band 13) (Band 17) (Band 25) (Band 26) (Band 66) (Band 71)	Pass	-
	§2.1051 §27.53 (m)(4)	Conducted Band Edge Measurement (Band 7) (Band 38) (Band 41)		
	§2.1051 §27.53 (a)(4)	Conducted Band Edge Measurement (Band 30)		
3.7	§2.1051 §22.917 (a) §24.238 (a) §27.53 (c)(2) §27.53 (g) §27.53 (h)	Conducted Spurious Emission (Band 2) (Band 4) (Band 5) (Band 12) (Band 13) (Band 17) (Band 25) (Band 26) (Band 66) (Band 71)	Pass	-
	§2.1051 §27.53 (m)(4)	Conducted Spurious Emission (Band 7) (Band 38) (Band 41)		
	§2.1051 §27.53 (a)(4)	Conducted Spurious Emission (Band 30)		
3.8	§2.1055 §22.355 §24.235 §27.54	Frequency Stability Temperature & Voltage	Pass	-

Report Clause	Ref Std. Clause	Test Items	Result (PASS/FAIL)	Remark
4.2	§2.1053 §22.917 (a) §24.238 (a) §27.53 (c)(2) §27.53 (f) §27.53 (g)	Radiated Spurious Emission (Band 2) (Band 4) (Band 5) (Band 12) (Band 13) (Band 17) (Band 25) (Band 26) (Band 66) (Band 71)	Pass	Under limit 9.88 dB at 6930.000 MHz
	§2.1053 §27.53 (m)(4)	Radiated Spurious Emission (Band 7) (Band 38) (Band 41)		
	§2.1053 §27.53 (a)(4)	Radiated Spurious Emission (Band 30)		

Declaration of Conformity:
The test results with all measurement uncertainty excluded are presented in accordance with the regulation limits or requirements declared by manufacturers.
Comments and Explanations:
The declared of product specification for EUT presented in the report are provided by the manufacturer, and the manufacturer takes all the responsibilities for the accuracy of product specification.

Reviewed by: Wii Chang

Report Producer: Maggie Chiang

1 General Description

1.1 Product Feature of Equipment Under Test

Product Feature	
Equipment	Phone
Model Name	G020J
FCC ID	A4RG020J
EUT supports Radios application	CDMA/EV-DO/GSM/EGPRS/WCDMA/HSPA/LTE/NFC/GNSS/WPC WLAN 11b/g/n HT20 WLAN 11a/n HT20/HT40 WLAN 11ac VHT20/VHT40/VHT80 Bluetooth BR/EDR/LE 60 GHz Low Power Transmitter
EUT Stage	Identical Prototype

Remark: The above EUT's information was declared by manufacturer.

EUT Information List	
No.	S/N
#1	92UBA06699
#2	958BA00AJJ

1.2 Product Specification of Equipment Under Test

Standards-related Product Specification	
Tx Frequency	LTE Band 2: 1850.7 MHz ~ 1909.3 MHz LTE Band 4: 1710.7 MHz ~ 1754.3 MHz LTE Band 5: 824.7 MHz ~ 848.3 MHz LTE Band 7: 2502.5 MHz ~ 2567.5 MHz LTE Band 12: 699.7 MHz ~ 715.3 MHz LTE Band 13: 779.5 MHz ~ 784.5 MHz LTE Band 17: 706.5 MHz ~ 713.5 MHz LTE Band 25: 1850.7MHz ~ 1914.3 MHz LTE Band 26: 824.7MHz ~ 848.3 MHz LTE Band 30: 2307.5 MHz ~2312.5 MHz LTE Band 38: 2572.5 MHz ~ 2617.5 MHz LTE Band 41: 2498.5 MHz ~ 2687.5 MHz LTE Band 66: 1710.7 MHz ~ 1754.3 MHz LTE Band 71: 665.5 MHz ~ 695.5 MHz

Standards-related Product Specification	
Rx Frequency	LTE Band 2: 1930.7 MHz ~ 1989.3 MHz LTE Band 4: 2110.7 MHz ~ 2154.3 MHz LTE Band 5: 869.7 MHz ~ 893.3 MHz LTE Band 7: 2622.5MHz ~ 2687.5 MHz LTE Band 12: 729.7 MHz ~ 745.3 MHz LTE Band 13: 748.5 MHz ~ 753.5 MHz LTE Band 17: 736.5 MHz ~ 743.5 MHz LTE Band 25: 1930.7MHz ~ 1994.3 MHz LTE Band 26: 869.7MHz ~ 893.3MHz LTE Band 30: 2352.5 MHz ~ 2357.5 MHz LTE Band 38: 2572.5MHz ~ 2617.5MHz LTE Band 41: 2498.5 MHz ~ 2687.5 MHz LTE Band 66: 2110.7 MHz ~ 2154.3 MHz LTE Band 71: 619.5 MHz ~ 649.5 MHz
Bandwidth	LTE Band 2: 1.4MHz / 3MHz / 5MHz / 10MHz / 15MHz / 20MHz LTE Band 4: 1.4MHz / 3MHz / 5MHz / 10MHz / 15MHz / 20MHz LTE Band 5: 1.4MHz / 3MHz / 5MHz / 10MHz LTE Band 7: 5MHz / 10MHz / 15MHz / 20MHz LTE Band 12: 1.4MHz / 3MHz / 5MHz / 10MHz LTE Band 13: 5MHz / 10MHz LTE Band 17: 5MHz / 10MHz LTE Band 25: 1.4MHz / 3MHz / 5MHz / 10MHz / 15MHz / 20MHz LTE Band 26: 1.4MHz / 3MHz / 5MHz / 10MHz / 15MHz LTE Band 30: 5MHz / 10MHz LTE Band 38: 5MHz / 10MHz / 15MHz / 20MHz LTE Band 41: 5MHz / 10MHz / 15MHz / 20MHz LTE Band 66: 1.4MHz / 3MHz / 5MHz / 10MHz / 15MHz / 20MHz LTE Band 71: 5MHz / 10MHz / 15MHz / 20MHz
Maximum Output Power to Antenna	LTE Band 2 : 24.73 dBm LTE Band 4 : 24.64 dBm LTE Band 5 : 24.46 dBm LTE Band 5_CA : 24.54 dBm LTE Band 7 : 24.65 dBm LTE Band 12 : 24.53 dBm LTE Band 13 : 24.39 dBm LTE Band 17 : 24.51 dBm LTE Band 25 : 24.96 dBm LTE Band 26 : 24.50 dBm LTE Band 30 : 21.89 dBm LTE Band 38 : 24.84 dBm LTE Band 41 : 24.92 dBm LTE Band 41 : 26.45 dBm for HPUE LTE Band 41_CA : 23.57 dBm LTE Band 41_CA : 25.60 dBm for HPUE LTE Band 66 : 24.83 dBm LTE Band 66B_CA : 24.52 dBm LTE Band 66C_CA : 23.88 dBm LTE Band 71 : 24.82 dBm

Standards-related Product Specification	
Antenna Type / Gain	**<Ant. 0_B>** LTE Band 2 : ILA Antenna with gain 0.7 dBi LTE Band 4 : ILA Antenna with gain 0.5 dBi LTE Band 7 : ILA Antenna with gain 3.2 dBi LTE Band 25 : ILA Antenna with gain 0.3 dBi LTE Band 30 : ILA Antenna with gain 1.5 dBi LTE Band 38 : ILA Antenna with gain 3.5 dBi LTE Band 41 : ILA Antenna with gain 3.2 dBi LTE Band 66 : ILA Antenna with gain 0.5 dBi **<Ant. 0_C>** LTE Band 2 : IFA Antenna with gain 1.5 dBi LTE Band 4 : IFA Antenna with gain 0.7 dBi LTE Band 5 : IFA Antenna with gain 1.4 dBi LTE Band 12 : IFA Antenna with gain -1.8 dBi LTE Band 13 : IFA Antenna with gain -0.1 dBi LTE Band 17 : IFA Antenna with gain -1.6 dBi LTE Band 25 : IFA Antenna with gain 1.4 dBi LTE Band 26 : IFA Antenna with gain 1.2 dBi LTE Band 30 : IFA Antenna with gain 0.3 dBi LTE Band 38 : IFA Antenna with gain 0.5 dBi LTE Band 41 : IFA Antenna with gain 0.5 dBi LTE Band 66 : IFA Antenna with gain 0.8 dBi LTE Band 71 : IFA Antenna with gain -1.0 dBi **< Ant. 1>** LTE Band 2 : IFA Antenna with gain 1.2 dBi LTE Band 4 : IFA Antenna with gain 0.2 dBi LTE Band 5 : IFA Antenna with gain -3.1 dBi LTE Band 7 : IFA Antenna with gain 1.2 dBi LTE Band 12 : IFA Antenna with gain -5.6 dBi LTE Band 13 : IFA Antenna with gain -4.8 dBi LTE Band 17 : IFA Antenna with gain -5.1 dBi LTE Band 25 : IFA Antenna with gain 1.5 dBi LTE Band 26 : IFA Antenna with gain -3.7 dBi LTE Band 30 : IFA Antenna with gain 0.9 dBi LTE Band 38 : IFA Antenna with gain 1.6 dBi LTE Band 41 : IFA Antenna with gain 1.7 dBi LTE Band 66 : IFA Antenna with gain 0.8 dBi LTE Band 71 : IFA Antenna with gain -3.8 dBi
Type of Modulation	QPSK / 16QAM / 64QAM

1.3 Modification of EUT

No modifications are made to the EUT during all test items.

1.4 Testing Location

Test Site	SPORTON INTERNATIONAL INC. EMC & Wireless Communications Laboratory
Test Site Location	No.52, Huaya 1st Rd., Guishan Dist., Taoyuan City, Taiwan (R.O.C.) TEL: +886-3-327-3456 FAX: +886-3-328-4978
Test Site No.	**Sporton Site No.**
	TH05-HY
Test Engineer	George Chen
Temperature	22~25℃
Relative Humidity	52~55%

Note: The test site complies with ANSI C63.4 2014 requirement.

Test Site	SPORTON INTERNATIONAL INC. EMC & Wireless Communications Laboratory
Test Site Location	No.58, Aly. 75, Ln. 564, Wenhua 3rd, Rd., Guishan Dist., Taoyuan City, Taiwan (R.O.C.) TEL: +886-3-327-0868 FAX: +886-3-327-0855
Test Site No.	**Sporton Site No.**
	03CH12-HY
Test Engineer	Jack Cheng , Lance Chiang and Chuan Chu
Temperature	22~26℃
Relative Humidity	54~60%

Note: The test site complies with ANSI C63.4 2014 requirement.

FCC Designation No.: TW1190 and TW0007

1.5 Applicable Standards

According to the specifications of the manufacturer, the EUT must comply with the requirements of the following standards:

- ANSI C63.26-2015
- ANSI / TIA-603-E
- 47 CFR Part 2, 22(H), 24(E), 27
- FCC KDB 971168 D01 Power Meas. License Digital Systems v03r01
- FCC KDB 412172 D01 Determining ERP and EIRP v01r01

Remark:

1. All test items were verified and recorded according to the standards and without any deviation during the test.
2. This EUT has also been tested and complied with the requirements of FCC Part 15, Subpart B, recorded in a separate test report.

2 Test Configuration of Equipment Under Test

2.1 Test Mode

Antenna port conducted and radiated test items listed below are performed according to KDB 971168 D01 Power Meas. License Digital Systems v03r01 with maximum output power.

For radiated measurement, pre-scanned in three orthogonal panels, X, Y, Z with Accessory (Earphone or Adapter). The worst cases of panels were recorded in this report:

<Adapter Mode>

LTE Band 5_CA	LTE Band 7	LTE Band 12	LTE Band 13
	X Plane for Ant. 0_B		
Y Plane for Ant. 0_C		X Plane for Ant. 0_C	Y Plane for Ant. 0_C
Z Plane for Ant. 1	X Plane for Ant. 1	Y Plane for Ant. 1	Z Plane for Ant. 1
LTE Band 25	**LTE Band 26**	**LTE Band 30**	
Y Plane for Ant. 0_B		Y Plane for Ant. 0_B	
Z Plane for Ant. 0_C	Y Plane for Ant. 0_C	Y Plane for Ant. 0_C	
Y Plane for Ant. 1	X Plane for Ant. 1	Y Plane for Ant. 1	
		Y Plane with WPC Charging Mode for Ant. 0_B	
LTE Band 38	**LTE Band 41 (HPUE)**	**LTE Band 41_CA (HPUE)**	
Y Plane for Ant. 0_B	Y Plane for Ant. 0_B	Z Plane for Ant. 0_B	
X Plane for Ant. 0_C	Y Plane for Ant. 0_C	Y Plane for Ant. 0_C	
Y Plane for Ant. 1	Y Plane for Ant. 1	X Plane for Ant. 1	
LTE Band 66	**LTE Band 66B_CA**	**LTE Band 66C_CA**	**LTE Band 71**
X Plane for Ant. 0_B	Y Plane for Ant. 0_B	Y Plane for Ant. 0_B	
Y Plane for Ant. 0_C	Y Plane for Ant. 0_C	X Plane for Ant. 0_C	Z Plane for Ant. 0_C
Z Plane for Ant. 1	X Plane for Ant. 1	Y Plane for Ant. 1	X Plane for Ant. 1

Test Items	Band	Bandwidth (MHz)						Modulation			RB #			Test Channel		
		1.4	3	5	10	15	20	QPSK	16QAM	64QAM	1	Half	Full	L	M	H
Max. Output Power	2	v	v	v	v	v	v	v	v	v	v	v	v	v	v	v
	4	v	v	v	v	v	v	v	v	v	v	v	v	v	v	v
	5	v	v	v	v	-	-	v	v	v	v	v	v	v	v	v
	7	-	-	v	v	v	v	v	v	v	v	v	v	v	v	v
	12	v	v	v	v	-	-	v	v	v	v	v	v	v	v	v
	13	-	-	v	v	-	-	v	v	v	v	v	v	v	v	v
	17	-	-	v	v	-	-	v	v	v	v	v	v	v	v	v
	25	v	v	v	v	v	v	v	v	v	v	v	v	v	v	v
	26	v	v	v	v	v	-	v	v	v	v	v	v	v	v	v
	38	-	-	v	v	v	v	v	v	v	v	v	v	v	v	v
	41	-	-	v	v	v	v	v	v	v	v	v	v	v	v	v
	66	v	v	v	v	v	v	v	v	v	v	v	v	v	v	v
	71	-	-	v	v	v	v	v	v	v	v	v	v	v	v	v

Test Items	Band	Bandwidth (MHz)						Modulation			RB #			Test Channel		
		1.4	3	5	10	15	20	QPSK	16QAM	64QAM	1	Half	Full	L	M	H
Peak-to-Average Ratio	2	Covered by Band 25												v	v	v
	4	Covered by Band 66												v	v	v
	5	Covered by Band 26												v	v	v
	7	-	-				v	v	v	v	v		v	v	v	v
	12				v	-	-	v	v	v	v		v	v	v	v
	13	-	-		v	-	-	v	v	v	v		v	v	v	v
	17	Covered by Band 12												v	v	v
	25						v	v	v	v	v		v	v	v	v
	26					v	-	v	v	v	v		v	v	v	v
	38	-	-			v	-	v	v	v	v		v	v	v	v
	41	-	-				v	v	v	v	v		v	v	v	v
	66						v	v	v	v	v		v	v	v	v
	71	-	-				v	v	v	v	v		v	v	v	v
26dB and 99% Bandwidth	2	Covered by Band 25												v	v	v
	4	Covered by Band 66												v	v	v
	5	Covered by Band 26												v	v	v
	7	-	-	v	v	v	v	v	v	v			v	v	v	v
	12	v	v	v	v	-	-	v	v	v			v	v	v	v
	13	-	-	v	v	-	-	v	v	v			v	v	v	v
	17	Covered by Band 12												v	v	v
	25	v	v	v	v	v	v	v	v	v			v	v	v	v
	26	v	v	v	v	v	-	v	v	v			v	v	v	v
	38	-	-	v	v	v	v	v	v	v			v	v	v	v
	41	-	-	v	v	v	v	v	v	v			v	v	v	v
	66	v	v	v	v	v	v	v	v	v			v	v	v	v
	71	-	-	v	v	v	v	v	v	v			v	v	v	v

Test Items	Band	Bandwidth (MHz)						Modulation			RB #			Test Channel		
		1.4	3	5	10	15	20	QPSK	16QAM	64QAM	1	Half	Full	L	M	H
Conducted Band Edge	2	Covered by Band 25												v		v
	4	Covered by Band 66												v		v
	5	Covered by Band 26												v		v
	7	-	-	v	v	v	v	v	v	v	v		v	v		v
	12	v	v	v	v	-	-	v	v	v	v		v	v		v
	13	-	-	v	v	-	-	v	v	v	v		v	v		v
	17	Covered by Band 12												v		v
	25	v	v	v	v	v	v	v	v	v	v		v	v		v
	26	v	v	v	v	v	-	v	v	v	v		v	v		v
	38	-	-	v	v	v	v	v	v	v	v		v	v		v
	41	-	-	v	v	v	v	v	v	v	v		v	v		v
	66	v	v	v	v	v	v	v	v	v	v		v	v		v
	71	-	-	v	v	v	v	v	v	v	v		v	v		v
Conducted Spurious Emission	2	Covered by Band 25												v	v	v
	4	Covered by Band 66												v	v	v
	5	Covered by Band 26												v	v	v
	7	-	-	v	v	v	v	v	v	v	v			v	v	v
	12	v	v	v	v	-	-	v	v	v	v			v	v	v
	13	-	-	v	v	-	-	v	v	v	v			v	v	v
	17	Covered by Band 12												v	v	v
	25	v	v	v	v	v	v	v	v	v	v			v	v	v
	26	v	v	v	v	v	-	v	v	v	v			v	v	v
	38	-	-	v	v	v	v	v	v	v	v			v	v	v
	41	-	-	v	v	v	v	v	v	v	v			v	v	v
	66	v	v	v	v	v	v	v	v	v	v			v	v	v
	71	-	-	v	v	v	v	v	v	v	v			v	v	v

Test Items	Band	Bandwidth (MHz)						Modulation			RB #			Test Channel		
		1.4	3	5	10	15	20	QPSK	16QAM	64QAM	1	Half	Full	L	M	H
Frequency Stability	2	Covered by Band 25													v	
	4	Covered by Band 66													v	
	5	Covered by Band 26													v	
	7	-	-		v			v					v		v	
	12				v	-	-	v					v		v	
	13	-	-		v	-	-	v					v		v	
	17	Covered by Band 12													v	
	25				v			v					v		v	
	26				v		-	v					v		v	
	38	-	-		v			v					v		v	
	41	-	-		v			v					v		v	
	66				v			v					v		v	
	71	-	-		v			v					v		v	
E.R.P / E.I.R.P	2	v	v	v	v	v	v	v	v	v	v	v	v	v	v	v
	4	v	v	v	v	v	v	v	v	v	v	v	v	v	v	v
	5	v	v	v	v	-	-	v	v	v	v	v	v	v	v	v
	7	-	-	v	v	v	v	v	v	v	v	v	v	v	v	v
	12	v	v	v	v	-	-	v	v	v	v	v	v	v	v	v
	13	-	-	v	v	-	-	v	v	v	v	v	v	v	v	v
	17	-	-	v	v	-	-	v	v	v	v	v	v	v	v	v
	25	v	v	v	v	v	v	v	v	v	v	v	v	v	v	v
	26	v	v	v	v	v	-	v	v	v	v	v	v	v	v	v
	38	-	-	v	v	v	v	v	v	v	v	v	v	v	v	v
	41	-	-	v	v	v	v	v	v	v	v	v	v	v	v	v
	66	v	v	v	v	v	v	v	v	v	v	v	v	v	v	v
	71	-	-	v	v	v	v	v	v	v	v	v	v	v	v	v

Test Items	Band	Bandwidth (MHz)						Modulation			RB #			Test Channel		
		1.4	3	5	10	15	20	QPSK	16QAM	64QAM	1	Half	Full	L	M	H
Radiated Spurious Emission	2	Covered by Band 25												v	v	v
	4	Covered by Band 66												v	v	v
	5	Covered by Band 26												v	v	v
	7	Worst Case												v	v	v
	12	Worst Case												v	v	v
	13	Worst Case												v	v	v
	17	Covered by Band 12												v	v	v
	25	Worst Case												v	v	v
	26	Worst Case												v	v	v
	38	Worst Case												v	v	v
	41	Worst Case												v	v	v
	66	Worst Case												v	v	v
	71	Worst Case												v	v	v
Remark	1. The mark "**v** " means that this configuration is chosen for testing 2. The mark "-" means that this bandwidth is not supported. 3. The device is investigated from 30MHz to 10 times of fundamental signal for radiated spurious emission test under different RB size/offset and modulations in exploratory test. Subsequently, only the worst case emissions are reported. 4. All the radiated test cases were performed with Adapter 1. 5. Wider operating range bandwidth covers narrower one when the power is higher or the same														

Test Items	Band	Bandwidth (MHz)						Modulation			RB #			Test Channel		
		1.4	3	5	10	15	20	QPSK	16QAM	64QAM	1	Half	Full	L	M	H
Max. Output Power	30	-	-	v	v	-	-	v	v	v	v	v	v	v	v	v
Peak-to-Average Ratio	30	-	-		v	-	-	v	v	v	v		v		v	
E.I.R.P PSD	30	-	-	v	v	-	-	v	v	v	v	v	v	v	v	v
26dB and 99% Bandwidth	30	-	-	v	v	-	-	v	v	v			v	v	v	v
Conducted Band Edge	30	-	-	v	v	-	-	v	v	v	v		v	v		v
Conducted Spurious Emission	30	-	-	v	v	-	-	v	v	v	v			v	v	v
Frequency Stability	30	-	-		v	-	-	v					v		v	
Radiated Spurious Emission	30	Worst Case												v	v	v
Remark	1. The mark "**v** " means that this configuration is chosen for testing 2. The mark "-" means that this bandwidth is not supported. 3. The device is investigated from 30MHz to 10 times of fundamental signal for radiated spurious emission test under different RB size/offset and modulations in exploratory test. Subsequently, only the worst case emissions are reported. 4. All the radiated test cases were performed with Adapter 1.															

Test Items	Band	Bandwidth (MHz)										Modulation			RB #			Test Channel		
		20+20	20+15	15+20	20+10	10+20	20+5	5+20	15+15	15+10	10+15	QPSK	16QAM	64QAM	1	Half	Full	L	M	H
Max. Output Power	41_CA	v	v	v	v	v	v	v	v	v	v	v	v	v	v	v	v	v	v	v
26dB and 99% Bandwidth	41_CA	v	v	v	v	v	v	v	v	v	v	v	v	v			v	v	v	v
Conducted Band Edge	41_CA	v	v	v	v	v	v	v	v	v	v	v	v	v	v		v	v		v
Conducted Spurious Emission	41_CA	v	v	v	v	v	v	v	v	v	v	v	v	v	v			v	v	v
E.I.R.P.	41_CA	v	v	v	v	v	v	v	v	v	v	v	v	v	v			v	v	v
Radiated Spurious Emission	41_CA	Worst Case																v	v	v
Remark	1. The mark "**v** " means that this configuration is chosen for testing 2. The mark "-" means that this bandwidth is not supported. 3. The device is investigated from 30MHz to 10 times of fundamental signal for radiated spurious emission test under different RB size/offset and modulations in exploratory test. Subsequently, only the worst case emissions are reported. 4. All the radiated test cases were performed with Adapter 1.																			

Test Items	Band	Bandwidth (MHz)					Modulation			RB #			Test Channel		
		3+5	5+3	5+10	10+5	10+10	QPSK	16QAM	64QAM	1	Half	Full	L	M	H
Max. Output Power	5_CA	v	v	v	v	v	v	v	v	v	v	v	v	v	v
26dB and 99% Bandwidth	5_CA	v	v	v	v	v	v	v	v			v	v	v	v
Conducted Band Edge	5_CA	v	v	v	v	v	v	v	v	v		v	v		v
Conducted Spurious Emission	5_CA	v	v	v	v	v	v	v	v	v			v	v	v
E.R.P.	5_CA	v	v	v	v	v	v	v	v	v			v	v	v
Radiated Spurious Emission	5_CA	Worst Case											v	v	v
Remark	1. The mark "**v** " means that this configuration is chosen for testing 2. The mark "-" means that this bandwidth is not supported. 3. The device is investigated from 30MHz to 10 times of fundamental signal for radiated spurious emission test under different RB size/offset and modulations in exploratory test. Subsequently, only the worst case emissions are reported. 4. All the radiated test cases were performed with Adapter 1.														

Test Items	Band	Bandwidth (MHz)						Modulation			RB #			Test Channel		
		5+5	5+10	10+5	5+15	15+5	10+10	QPSK	16QAM	64QAM	1	Half	Full	L	M	H
Max. Output Power	66B_CA	v	v	v	v	v	v	v	v	v	v	v	v	v	v	v
26dB and 99% Bandwidth	66B_CA	v	v	v	v	v	v	v	v	v			v	v	v	v
Conducted Band Edge	66B_CA	v	v	v	v	v	v	v	v	v	v		v	v		v
Conducted Spurious Emission	66B_CA	v	v	v	v	v	v	v	v	v	v			v	v	v
E.I.R.P.	66B_CA	v	v	v	v	v	v	v	v	v	v			v	v	v
Radiated Spurious Emission	66B_CA	Worst Case												v	v	v
Remark	1. The mark "**v** " means that this configuration is chosen for testing 2. The mark "-" means that this bandwidth is not supported. 3. The device is investigated from 30MHz to 10 times of fundamental signal for radiated spurious emission test under different RB size/offset and modulations in exploratory test. Subsequently, only the worst case emissions are reported. 4. All the radiated test cases were performed with Adapter 1.															

Test Items	Band	Bandwidth (MHz)										Modulation			RB #			Test Channel		
		10+15	15+10	10+20	20+10	15+15	15+20	20+15	20+5	5+20	20+20	QPSK	16QAM	64QAM	1	Half	Full	L	M	H
Max. Output Power	66C_CA	v	v	v	v	v	v	v	v	v	v	v	v	v	v	v	v	v	v	v
26dB and 99% Bandwidth	66C_CA	v	v	v	v	v	v	v	v	v	v	v	v	v			v	v	v	v
Conducted Band Edge	66C_CA	v	v	v	v	v	v	v	v	v	v	v	v	v	v		v	v		v
Conducted Spurious Emission	66C_CA	v	v	v	v	v	v	v	v	v	v	v	v	v	v			v	v	v
E.I.R.P.	66C_CA	v	v	v	v	v	v	v	v	v	v	v	v	v	v			v	v	v
Radiated Spurious Emission	66C_CA	Worst Case																v	v	v
Remark	1. The mark "**v** " means that this configuration is chosen for testing 2. The mark "-" means that this bandwidth is not supported. 3. The device is investigated from 30MHz to 10 times of fundamental signal for radiated spurious emission test under different RB size/offset and modulations in exploratory test. Subsequently, only the worst case emissions are reported. 4. All the radiated test cases were performed with Adapter 1.																			

2.2 Connection Diagram of Test System

<For Adapter Mode>

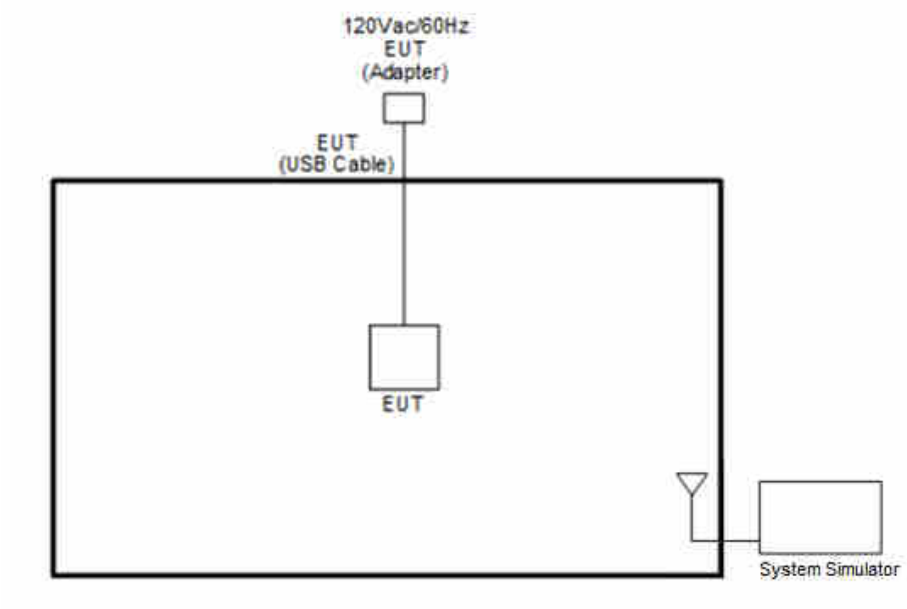

<For WPC Charging Mode>

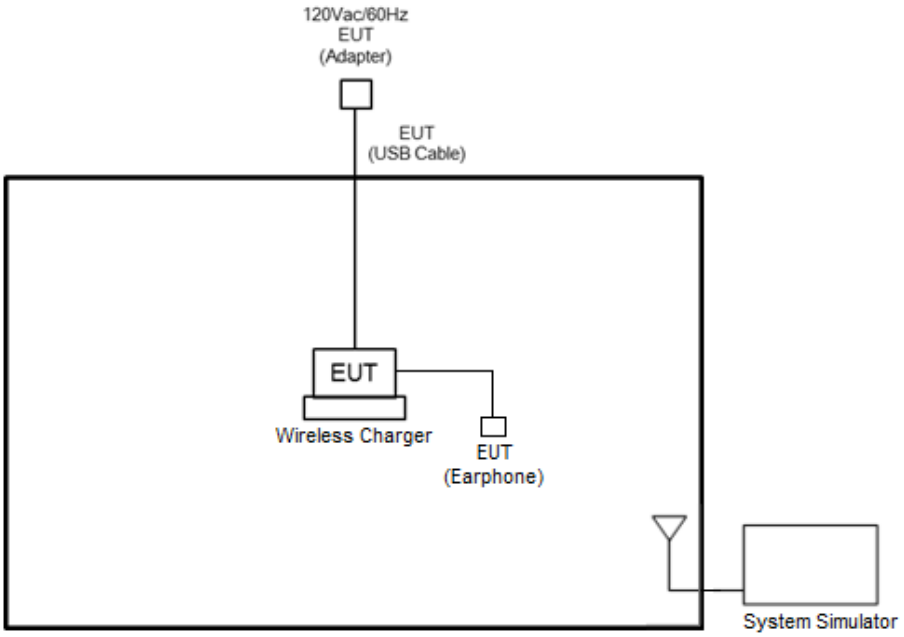

2.3 Support Unit used in test configuration and system

Item	Equipment	Trade Name	Model No.	FCC ID	Data Cable	Power Cord
1.	LTE Base Station	Anritsu	MT8821C	N/A	N/A	N/A

2.4 Measurement Results Explanation Example

For all conducted test items:

The offset level is set in the spectrum analyzer to compensate the RF cable loss and attenuator factor between EUT conducted output port and spectrum analyzer. With the offset compensation, the spectrum analyzer reading level is exactly the EUT RF output level.

The spectrum analyzer offset is derived from RF cable loss and attenuator factor.

Offset = RF cable loss + attenuator factor.

Following shows an offset computation example with cable loss 4.2 dB and 10dB attenuator.

Example :

Offset(dB) = RF cable loss(dB) + attenuator factor(dB).

= 4.2 + 10 = 14.2 (dB)

2.5 Frequency List of Low/Middle/High Channels

LTE Band 2 Channel and Frequency List				
BW [MHz]	**Channel/Frequency(MHz)**	**Lowest**	**Middle**	**Highest**
20	Channel	18700	18900	19100
	Frequency	1860	1880	1900
15	Channel	18675	18900	19125
	Frequency	1857.5	1880	1902.5
10	Channel	18650	18900	19150
	Frequency	1855	1880	1905
5	Channel	18625	18900	19175
	Frequency	1852.5	1880	1907.5
3	Channel	18615	18900	19185
	Frequency	1851.5	1880	1908.5
1.4	Channel	18607	18900	19193
	Frequency	1850.7	1880	1909.3

LTE Band 4 Channel and Frequency List				
BW [MHz]	**Channel/Frequency(MHz)**	**Lowest**	**Middle**	**Highest**
20	Channel	20050	20175	20300
	Frequency	1720	1732.5	1745
15	Channel	20025	20175	20325
	Frequency	1717.5	1732.5	1747.5
10	Channel	20000	20175	20350
	Frequency	1715	1732.5	1750
5	Channel	19975	20175	20375
	Frequency	1712.5	1732.5	1752.5
3	Channel	19965	20175	20385
	Frequency	1711.5	1732.5	1753.5
1.4	Channel	19957	20175	20393
	Frequency	1710.7	1732.5	1754.3

LTE Band 5 Channel and Frequency List				
BW [MHz]	Channel/Frequency(MHz)	Lowest	Middle	Highest
10	Channel	20450	20525	20600
	Frequency	829	836.5	844
5	Channel	20425	20525	20625
	Frequency	826.5	836.5	846.5
3	Channel	20415	20525	20635
	Frequency	825.5	836.5	847.5
1.4	Channel	20407	20525	20643
	Frequency	824.7	836.5	848.3

LTE Band 7 Channel and Frequency List				
BW [MHz]	Channel/Frequency(MHz)	Lowest	Middle	Highest
20	Channel	20850	21100	21350
	Frequency	2510	2535	2560
15	Channel	20825	21100	21375
	Frequency	2507.5	2535	2562.5
10	Channel	20800	21100	21400
	Frequency	2505	2535	2565
5	Channel	20775	21100	21425
	Frequency	2502.5	2535	2567.5

LTE Band 12 Channel and Frequency List				
BW [MHz]	Channel/Frequency(MHz)	Lowest	Middle	Highest
10	Channel	23060	23095	23130
	Frequency	704	707.5	711
5	Channel	23035	23095	23155
	Frequency	701.5	707.5	713.5
3	Channel	23025	23095	23165
	Frequency	700.5	707.5	714.5
1.4	Channel	23017	23095	23173
	Frequency	699.7	707.5	715.3

LTE Band 13 Channel and Frequency List				
BW [MHz]	Channel/Frequency(MHz)	Lowest	Middle	Highest
10	Channel	-	23230	-
	Frequency	-	782	-
5	Channel	23205	23230	23255
	Frequency	779.5	782	784.5

LTE Band 17 Channel and Frequency List				
BW [MHz]	Channel/Frequency(MHz)	Lowest	Middle	Highest
10	Channel	23780	23790	23800
	Frequency	709	710	711
5	Channel	23755	23790	23825
	Frequency	706.5	710	713.5

LTE Band 25 Channel and Frequency List				
BW [MHz]	Channel/Frequency(MHz)	Lowest	Middle	Highest
20	Channel	26140	26340	26590
	Frequency	1860	1880	1905
15	Channel	26115	26340	26615
	Frequency	1857.5	1880	1907.5
10	Channel	26090	26340	26640
	Frequency	1855	1880	1910
5	Channel	26065	26340	26665
	Frequency	1852.5	1880	1912.5
3	Channel	26055	26340	26675
	Frequency	1851.5	1880	1913.5
1.4	Channel	26047	26340	26683
	Frequency	1850.7	1880	1914.3

LTE Band 26 Channel and Frequency List				
BW [MHz]	Channel/Frequency(MHz)	Lowest	Middle	Highest
15	Channel	26865	26915	26965
	Frequency	831.5	836.5	841.5
10	Channel	26840	26915	26990
	Frequency	829.0	836.5	844.0
5	Channel	26815	26915	27015
	Frequency	826.5	836.5	846.5
3	Channel	26805	26915	27025
	Frequency	825.5	836.5	847.5
1.4	Channel	26797	26915	27033
	Frequency	824.7	836.5	848.3

LTE Band 38 Channel and Frequency List				
BW [MHz]	Channel/Frequency(MHz)	Lowest	Middle	Highest
20	Channel	37850	38000	38150
	Frequency	2580.0	2595.0	2610.0
15	Channel	37825	38000	38175
	Frequency	2577.5	2595.0	2612.5
10	Channel	37800	38000	38200
	Frequency	2575.0	2595.0	2615.0
5	Channel	37775	38000	38225
	Frequency	2572.5	2595.0	2617.5

LTE Band 41 Channel and Frequency List				
BW [MHz]	Channel/Frequency(MHz)	Lowest	Middle	Highest
20	Channel	39750	40620	41490
	Frequency	2506.0	2593.0	2680.0
15	Channel	39725	40620	41515
	Frequency	2503.5	2593.0	2682.5
10	Channel	39700	40620	41540
	Frequency	2501.0	2593.0	2685.0
5	Channel	39675	40620	41565
	Frequency	2498.5	2593.0	2687.5

LTE Band 66 Channel and Frequency List				
BW [MHz]	Channel/Frequency(MHz)	Lowest	Middle	Highest
20	Channel	132072	132322	132572
	Frequency	1720	1745	1770
15	Channel	132047	132322	132597
	Frequency	1717.5	1745	1772.5
10	Channel	132022	132322	132622
	Frequency	1715	1745	1775
5	Channel	131997	132322	132647
	Frequency	1712.5	1745	1777.5
3	Channel	131987	132322	132657
	Frequency	1711.5	1745	1778.5
1.4	Channel	131979	132322	132665
	Frequency	1710.7	1745	1779.3

LTE Band 71 Channel and Frequency List				
BW [MHz]	Channel/Frequency(MHz)	Lowest	Middle	Highest
20	Channel	133222	133297	133372
	Frequency	673	680.5	688
15	Channel	133197	133297	133397
	Frequency	670.5	680.5	690.5
10	Channel	133172	133297	133422
	Frequency	668	680.5	693
5	Channel	133147	133297	133447
	Frequency	665.5	680.5	695.5

LTE Band 5 Channel and Frequency List_CA					
BW [MHz]	Channel/Frequency(MHz)		Lowest	Middle	Highest
3 + 5	PCC	Channel	20416	20501	20586
		Frequency	825.6	834.1	842.6
	SCC	Channel	20455	20540	20575
		Frequency	829.5	838.0	841.5
5 + 3	PCC	Channel	20425	20510	20595
		Frequency	826.5	835.0	843.5
	SCC	Channel	20464	20549	20634
		Frequency	830.4	838.9	847.4
5 + 10	PCC	Channel	20428	20478	20528
		Frequency	826.8	831.8	836.8
	SCC	Channel	20500	20550	20600
		Frequency	834.0	839.0	844.0
10 + 5	PCC	Channel	20450	20500	20550
		Frequency	829.0	834.0	839.0
	SCC	Channel	20522	20572	20622
		Frequency	836.2	841.2	846.2
10 + 10	PCC	Channel	20450	20476	20501
		Frequency	829.0	831.6	834.1
	SCC	Channel	20549	20575	20600
		Frequency	838.9	841.5	844.0

LTE Band 41 Channel and Frequency List_CA					
BW [MHz]	Channel/Frequency(MHz)		Lowest	Middle	Highest
20 + 20	PCC	Channel	39750	40521	41292
		Frequency	2506.0	2583.1	2660.2
	SCC	Channel	39948	40719	41490
		Frequency	2525.8	2602.9	2680.0
20 + 15	PCC	Channel	39750	40546	41341
		Frequency	2506.0	2585.6	2665.1
	SCC	Channel	39921	40717	41512
		Frequency	2523.1	2602.7	2682.2
15 + 20	PCC	Channel	39728	40523	41319
		Frequency	2503.8	2593.3	2662.9
	SCC	Channel	39899	40694	41490
		Frequency	2520.9	2600.4	2680.0
20 + 10	PCC	Channel	39750	40571	41391
		Frequency	2506.0	2588.1	2670.1
	SCC	Channel	39894	40715	41535
		Frequency	2520.4	2602.5	2684.5
10 + 20	PCC	Channel	39705	40526	41346
		Frequency	2501.5	2583.6	2665.6
	SCC	Channel	39849	40670	41490
		Frequency	2515.9	2598.0	2680.0
20 + 5	PCC	Channel	39750	40595	41440
		Frequency	2506.0	2590.5	2675.0
	SCC	Channel	39867	40712	41557
		Frequency	2517.7	2602.2	2686.7
5 + 20	PCC	Channel	39683	40528	41373
		Frequency	2499.3	2583.8	2668.3
	SCC	Channel	39800	40645	41490
		Frequency	2511.0	2595.5	2680.0

LTE Band 41 Channel and Frequency List_CA					
BW [MHz]	Channel/Frequency(MHz)		Lowest	Middle	Highest
15 + 10	PCC	Channel	39725	40571	41417
		Frequency	2503.5	2588.1	2672.7
	SCC	Channel	39845	40691	41537
		Frequency	2515.5	2600.1	2684.7
10 + 15	PCC	Channel	39703	40549	41395
		Frequency	2501.3	2585.9	2670.5
	SCC	Channel	39823	40669	41515
		Frequency	2513.3	2597.9	2682.5
15 + 15	PCC	Channel	39725	40545	41365
		Frequency	2503.5	2585.5	2667.5
	SCC	Channel	39875	40695	41515
		Frequency	2518.5	2600.5	2682.5

LTE Band 66B Channel and Frequency List_CA					
BW [MHz]	Channel/Frequency(MHz)		Lowest	Middle	Highest
5 + 5	PCC	Channel	131997	132398	132599
		Frequency	1712.5	1752.6	1772.7
	SCC	Channel	132045	133346	132647
		Frequency	1717.3	1757.4	1777.5
5 + 10	PCC	Channel	132000	132375	132550
		Frequency	1712.8	1750.3	1767.8
	SCC	Channel	132072	133347	132622
		Frequency	1720.0	1757.5	1775.0
10 + 5	PCC	Channel	132022	132397	132572
		Frequency	1715.0	1752.5	1770.0
	SCC	Channel	132094	133369	132644
		Frequency	1722.2	1759.7	1777.2
5 + 15	PCC	Channel	132002	132353	132504
		Frequency	1713.0	1748.1	1763.2
	SCC	Channel	132095	133346	132597
		Frequency	1722.3	1757.4	1772.5
15 + 5	PCC	Channel	132047	132398	132549
		Frequency	1717.5	1752.6	1767.7
	SCC	Channel	132140	133391	132642
		Frequency	1726.8	1761.9	1777.0
10 + 10	PCC	Channel	132022	132373	135523
		Frequency	1715.0	1750.1	1765.1
	SCC	Channel	132121	133372	132622
		Frequency	1724.9	1760.0	1775.0

LTE Band 66C Channel and Frequency List_CA					
BW [MHz]	Channel/Frequency(MHz)		Lowest	Middle	Highest
10 + 15	PCC	Channel	132025	132351	132477
		Frequency	1715.3	1747.9	1760.5
	SCC	Channel	132145	133371	132597
		Frequency	1727.3	1759.9	1772.5
15 + 10	PCC	Channel	132047	132373	132499
		Frequency	1717.5	1750.1	1762.7
	SCC	Channel	132167	133393	132619
		Frequency	1729.5	1761.1	1774.7
10 + 20	PCC	Channel	132027	132328	132428
		Frequency	1715.5	1745.6	1755.6
	SCC	Channel	131171	133372	132572
		Frequency	1729.9	1760.0	1770.0
20 + 10	PCC	Channel	132072	132373	132473
		Frequency	1720.0	1750.1	1760.1
	SCC	Channel	132216	133417	132617
		Frequency	1734.4	1764.5	1774.5
15 + 15	PCC	Channel	132047	132347	132447
		Frequency	1717.5	1747.5	1757.5
	SCC	Channel	132197	133397	132597
		Frequency	1732.5	1762.5	1772.5
15 + 20	PCC	Channel	132050	132325	132401
		Frequency	1717.8	1745.3	1752.9
	SCC	Channel	132221	133396	132572
		Frequency	1734.9	1762.4	1770.0
20 + 15	PCC	Channel	132072	132348	132423
		Frequency	1720.0	1747.6	1755.1
	SCC	Channel	132243	133419	132594
		Frequency	1737.1	1764.7	1772.2
20 + 5	PCC	Channel	132072	132397	132522
		Frequency	1720.0	1752.5	1765.0
	SCC	Channel	132189	133414	132639
		Frequency	1731.7	1764.2	1776.7

LTE Band 66C Channel and Frequency List_CA					
5 + 20	PCC	Channel	132005	132330	132455
		Frequency	1713.3	1745.8	1758.3
	SCC	Channel	132122	132447	132572
		Frequency	1725.0	1757.5	1770.0
20 + 20	PCC	Channel	132072	132323	132374
		Frequency	1720.0	1745.1	1750.2
	SCC	Channel	132270	133421	132572
		Frequency	1739.8	1764.9	1770.0

3 Conducted Test Items

3.1 Measuring Instruments

See list of measuring instruments of this test report.

3.1.1 Test Setup

3.1.2 Conducted Output Power

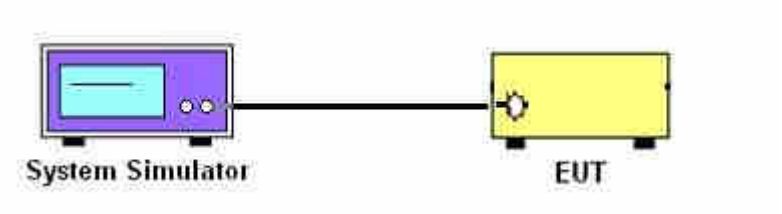

3.1.3 Peak-to-Average Ratio, Occupied Bandwidth ,Conducted Band-Edge and Conducted Spurious Emission

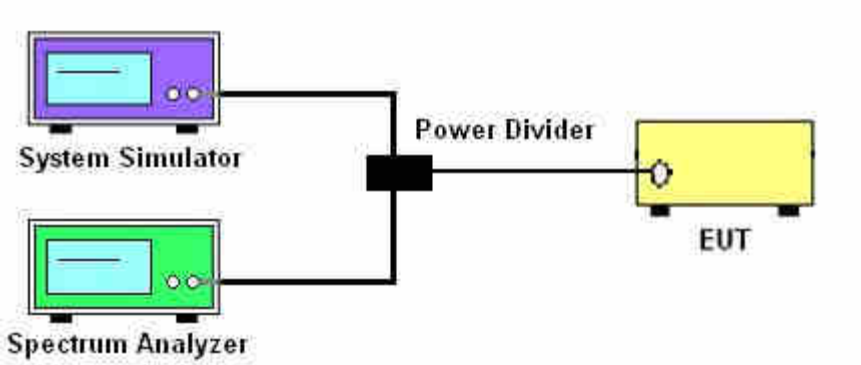

3.1.4 Frequency Stability

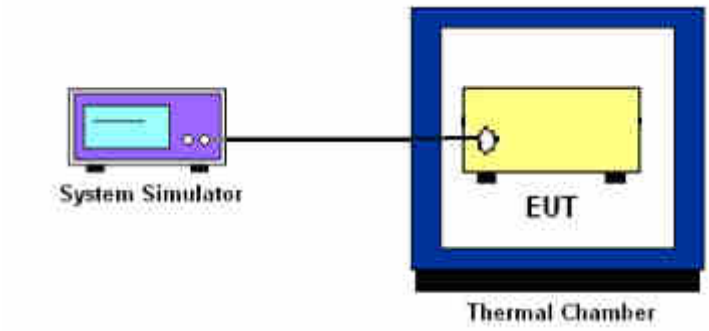

3.1.5 Test Result of Conducted Test

Please refer to Appendix A.

3.2 Conducted Output Power and EIRP

3.2.1 Description of the Conducted Output Power Measurement and EIRP Measurement

A system simulator was used to establish communication with the EUT. Its parameters were set to force the EUT transmitting at maximum output power. The measured power in the radio frequency on the transmitter output terminals shall be reported.

The ERP of mobile transmitters must not exceed 7 Watts for LTE Band 5 and Band 26.

The ERP of mobile transmitters must not exceed 3 Watts for LTE Band 12 and Band 13 and Band 17 and Band 71.

The EIRP of mobile transmitters must not exceed 2 Watts for LTE Band 2 and Band 25 and Band 7 and Band 38 and Band 41.

The EIRP of mobile transmitters must not exceed 1 Watts for LTE Band 4 and Band 66.

The EIRP of mobile transmitters must not exceed 0.25 Watts for LTE Band 30.

According to KDB 412172 D01 Power Approach,

EIRP = $P_T + G_T – L_C$, ERP = EIRP -2.15, where

P_T = transmitter output power in dBm

G_T = gain of the transmitting antenna in dBi

L_C = signal attenuation in the connecting cable between the transmitter and antenna in dB

3.2.2 Test Procedures

1. The transmitter output port was connected to the system simulator.
2. Set EUT at maximum power through the system simulator.
3. Select lowest, middle, and highest channels for each band and different modulation.
4. Measure and record the power level from the system simulator.

3.3 Peak-to-Average Ratio

3.3.1 Description of the PAR Measurement

Power Complementary Cumulative Distribution Function (CCDF) curves provide a means for characterizing the power peaks of a digitally modulated signal on a statistical basis. A CCDF curve depicts the probability of the peak signal amplitude exceeding the average power level. Most contemporary measurement instrumentation include the capability to produce CCDF curves for an input signal provided that the instrument's resolution bandwidth can be set wide enough to accommodate the entire input signal bandwidth. In measuring transmissions in this band using an average power technique, the peak-to-average ratio (PAR) of the transmission may not exceed 13 dB.

3.3.2 Test Procedures

The testing follows ANSI C63.26-2015 Section 5.2.6

1. The EUT was connected to spectrum and system simulator via a power divider.
2. Set the CCDF (Complementary Cumulative Distribution Function) option in spectrum analyzer.
3. The highest RF powers were measured and recorded the maximum PAPR level associated with a probability of 0.1 %.
4. Record the deviation as Peak to Average Ratio.

3.4 EIRP Power Density

3.4.1 Description of EIRP Power Density

For mobile and portable stations transmitting in the 2305-2315 MHz band or the 2350-2360 MHz band, the average EIRP must not exceed 50 milliwatts within any 1 megahertz of authorized bandwidth, *except that* for mobile and portable stations compliant with 3GPP LTE standards or another advanced mobile broadband protocol that avoids concentrating energy at the edge of the operating band the average EIRP must not exceed 250 milliwatts within any 5 megahertz of authorized bandwidth but may exceed 50 milliwatts within any 1 megahertz of authorized bandwidth. For mobile and portable stations using time division duplexing (TDD) technology, the duty cycle must not exceed 38 percent in the 2305-2315 MHz and 2350-2360 MHz bands. Mobile and portable stations using FDD technology are restricted to transmitting in the 2305-2315 MHz band. Power averaging shall not include intervals in which the transmitter is off.

3.4.2 Test Procedures

The testing follows ANSI C63.26-2015 Section 5.2.4.5

1. Set instrument center frequency to OBW center frequency.
2. Set span to at least 1.5 times the OBW.
3. Set the RBW to the specified reference bandwidth (5MHz).
4. Set VBW ≥ 3 × RBW.
5. Detector = RMS (power averaging).
6. Ensure that the number of measurement points in the sweep ≥ 2 × span/RBW.
7. Sweep time = auto couple.
8. Employ trace averaging (RMS) mode over a minimum of 100 traces.
9. Use the peak marker function to determine the maximum amplitude level within the reference bandwidth (PSD).
10. Determine the EIRP by adding the effective antenna gain to the adjusted power level.

3.5 Occupied Bandwidth

3.5.1 Description of Occupied Bandwidth Measurement

The occupied bandwidth is the width of a frequency band such that, below the lower and above the upper frequency limits, the mean powers emitted are each equal to a specified percentage 0.5% of the total mean transmitted power.

The 26 dB emission bandwidth is defined as the frequency range between two points, one above and one below the carrier frequency, at which the spectral density of the emission is attenuated 26 dB below the maximum in-band spectral density of the modulated signal. Spectral density (power per unit bandwidth) is to be measured with a detector of resolution bandwidth equal to approximately 1.0% of the emission bandwidth.

3.5.2 Test Procedures

The testing follows ANSI C63.26-2015 Section 5.4.3 (26dB) and Section 5.4.4 (99OB)

1. The EUT was connected to spectrum analyzer and system simulator via a power divider.
2. The spectrum analyzer center frequency is set to the nominal EUT channel center frequency. The span range for the spectrum analyzer shall be between two and five times the anticipated OBW.
3. The nominal resolution bandwidth (RBW) shall be in the range of 1 to 5 % of the anticipated OBW, and the VBW shall be at least 3 times the RBW.
4. Set the detection mode to peak, and the trace mode to max hold.
5. Determine the reference value: Set the EUT to transmit a modulated signal. Allow the trace to stabilize. Set the spectrum analyzer marker to the highest level of the displayed trace.
   (this is the reference value)
6. Determine the “-26 dB down amplitude” as equal to (Reference Value – X).
7. Place two markers, one at the lowest and the other at the highest frequency of the envelope of the spectral display such that each marker is at or slightly below the “–X dB down amplitude” determined in step 6. If a marker is below this “-X dB down amplitude” value it shall be placed as close as possible to this value. The OBW is the positive frequency difference between the two markers.
8. Use the 99 % power bandwidth function of the spectrum analyzer and report the measured bandwidth.

3.6 Conducted Band Edge

3.6.1 Description of Conducted Band Edge Measurement

22.917(a)

For operations in the 824 – 849 MHz band, the FCC limit is 43 + $10\log_{10}$(P[Watts]) dB below the transmitter power P(Watts) in a 100kHz bandwidth. However, in the 1MHz bands immediately outside and adjacent to the licensee's frequency block, a resolution bandwidth of at least one percent of the emission bandwidth of the fundamental emission of the transmitter may be employed.

24.238 (a)

For operations in the 1850-1910 and 1930-1990 MHz band, the FCC limit is 43 + $10\log_{10}$(P[Watts]) dB below the transmitter power P(Watts) in a 1MHz bandwidth. However, in the 1 MHz bands immediately outside and adjacent to the frequency block a resolution bandwidth of at least one percent of the emission bandwidth of the fundamental emission of the transmitter may be employed.

27.53 (c)

For operations in the 776-788 MHz band, the FCC limit is 43 + $10\log_{10}$(P[Watts]) dB below the transmitter power P(Watts) in a 100 kHz bandwidth. However, in the 100 kHz bands immediately outside and adjacent to the frequency block, a resolution bandwidth of at least 30 kHz may be employed. In addition, the power of any unwanted emissions in any 6.25 kHz bandwidth for all frequencies between 763-775 MHz and 793-806 MHz shall be attenuated below the transmitter power, P (dBW), by at least 65 + 10 log10 p(watts), dB, for mobile and portable equipment.

27.53 (g)

For operations in the 600MHz band and 698 -746 MHz band, the FCC limit is 43 + 10log10(P[Watts]) dB below the transmitter power P(Watts) in a 100 kHz bandwidth. However, in the 100 kilohertz bands immediately outside and adjacent to a licensee's frequency block, a resolution bandwidth of at least 30 kHz may be employed.

27.53 (h)

For operations in the 1710 – 1755 MHz band, the FCC limit is 43 + $10\log_{10}$(P[Watts]) dB below the transmitter power P(Watts) in a 1 MHz bandwidth. However, in the 1MHz bands immediately outside and adjacent to the licensee's frequency block, a resolution bandwidth of at least one percent of the emission bandwidth of the fundamental emission of the transmitter may be employed.

27.53(m)(4)

For mobile digital stations, the attenuation factor shall be not less than 40 + 10 log (P) dB on all frequencies between the channel edge and 5 megahertz from the channel edge, 43 + 10 log (P) dB on all frequencies between 5 megahertz and X megahertz from the channel edge, and 55 + 10 log (P) dB on all frequencies more than X megahertz from the channel edge, where X is the greater of 6 megahertz or the actual emission bandwidth as defined in paragraph (m)(6) of this section. In addition, the attenuation factor shall not be less that 43 + 10 log (P) dB on all frequencies between 2490.5 MHz and 2496 MHz and 55 + 10 log (P) dB at or below 2490.5 MHz. Mobile Satellite Service licensees operating on frequencies below 2495 MHz may also submit a documented interference complaint against BRS licensees operating on channel BRS Channel 1 on the same terms and conditions as adjacent channel BRS or EBS licensees.

27.53 (a)(4)

For mobile and portable stations operating in the 2305-2315 MHz and 2350-2360 MHz bands:

(i) By a factor of not less than: 43 + 10 log (P) dB on all frequencies between 2305 and 2320 MHz and on all frequencies between 2345 and 2360 MHz that are outside the licensed band(s) of operation, not less than 55 + 10 log (P) dB on all frequencies between 2320 and 2324 MHz and on all frequencies between 2341 and 2345 MHz, not less than 61 + 10 log (P) dB on all frequencies between 2324 and 2328 MHz and on all frequencies between 2337 and 2341 MHz, and not less than 67 + 10 log (P) dB on all frequencies between 2328 and 2337 MHz.

(ii) By a factor of not less than 43 + 10 log (P) dB on all frequencies between 2300 and 2305 MHz, 55 + 10 log (P) dB on all frequencies between 2296 and 2300 MHz, 61 + 10 log (P) dB on all frequencies between 2292 and 2296 MHz, 67 + 10 log (P) dB on all frequencies between 2288 and 2292 MHz, and 70 + 10 log (P) dB below 2288 MHz.

(iii) By a factor of not less than 43 + 10 log (P) dB on all frequencies between 2360 and 2365 MHz, and not less than 70 + 10 log (P) dB above 2365 MHz.

3.6.2 Test Procedures

The testing follows FCC KDB 971168 D01 v03r01 Section 6.1.

1. The EUT was connected to spectrum analyzer and system simulator via a power divider.
2. The band edges of low and high channels for the highest RF powers were measured.
3. Set RBW >= 1% EBW in the 1MHz band immediately outside and adjacent to the band edge.
4. Beyond the 1 MHz band from the band edge, RBW=1MHz was used.
5. Set spectrum analyzer with RMS detector.
6. The RF fundamental frequency should be excluded against the limit line in the operating frequency band.
7. Checked that all the results comply with the emission limit line.
   The limit line is derived from 43 + 10log(P)dB below the transmitter power P(Watts)
8. For LTE Band 7, 38, 41, the other 40 dB, and 55 dB have additionally applied same calculation above.

3.7 Conducted Spurious Emission

3.7.1 Description of Conducted Spurious Emission Measurement

The power of any emission outside of the authorized operating frequency ranges must be lower than the transmitter power (P) by a factor of at least 43 + 10 log (P) dB.

For Band 7, 38, 41:

The power of any emission outside of the authorized operating frequency ranges must be lower than the transmitter power (P) by a factor of at least 55 + 10 log (P) dB.

For Band 30

The power of any emission outside of the authorized operating frequency ranges must be lower than the transmitter power (P) by a factor of at least 70 + 10 log (P) dB.

It is measured by means of a calibrated spectrum analyzer and scanned from 30 MHz up to a frequency including its 10th harmonic.

3.7.2 Test Procedures

The testing follows FCC KDB 971168 D01 v03r01 Section 6.1.

1. The EUT was connected to spectrum analyzer and system simulator via a power divider.
2. The RF output of EUT was connected to the spectrum analyzer by RF cable and attenuator. The path loss was compensated to the results for each measurement.
3. The middle channel for the highest RF power within the transmitting frequency was measured.
4. The conducted spurious emission for the whole frequency range was taken.
5. Make the measurement with the spectrum analyzer's RBW = 1MHz, VBW = 3MHz.
6. Set spectrum analyzer with RMS detector.
7. Taking the record of maximum spurious emission.
8. The RF fundamental frequency should be excluded against the limit line in the operating frequency band.
9. The limit line is derived from 43 + 10log(P)dB below the transmitter power P(Watts)
10. For Band 7, 38, 41
    The limit line is derived from 55 + 10log(P)dB below the transmitter power P(Watts)

3.8 Frequency Stability

3.8.1 Description of Frequency Stability Measurement

22.355

The frequency stability shall be measured by variation of ambient temperature and variation of primary supply voltage to ensure that the fundamental emission stays within the authorized frequency block. The frequency stability of the transmitter shall be maintained within ±0.00025% (±2.5ppm) of the center frequency.

24.235 & 27.54

The frequency stability shall be sufficient to ensure that the fundamental emission stays within the authorized frequency block.

3.8.2 Test Procedures for Temperature Variation

The testing follows FCC KDB 971168 D01 v03r01 Section 9.0.

1. The EUT was set up in the thermal chamber and connected with the system simulator.
2. With power OFF, the temperature was decreased to -30°C and the EUT was stabilized before testing. Power was applied and the maximum change in frequency was recorded within one minute.
3. With power OFF, the temperature was raised in 10°C step up to 50°C. The EUT was stabilized at each step for at least half an hour. Power was applied and the maximum frequency change was recorded within one minute.

3.8.3 Test Procedures for Voltage Variation

The testing follows FCC KDB 971168 D01 v03r01 Section 9.0.

1. The EUT was placed in a temperature chamber at 20±5° C and connected with the system simulator.
2. The power supply voltage to the EUT was varied from 85% to 115% of the nominal value measured at the input to the EUT.
3. The variation in frequency was measured for the worst case.

4 Radiated Test Items

4.1 Measuring Instruments

See list of measuring instruments of this test report.

4.1.1 Test Setup

For radiated test from 30MHz to 1GHz

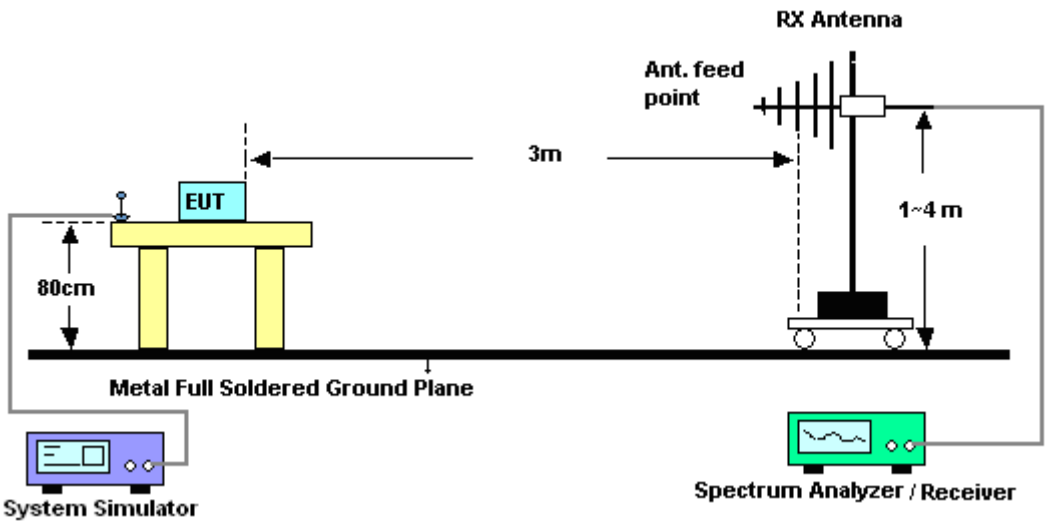

For radiated test above 1GHz

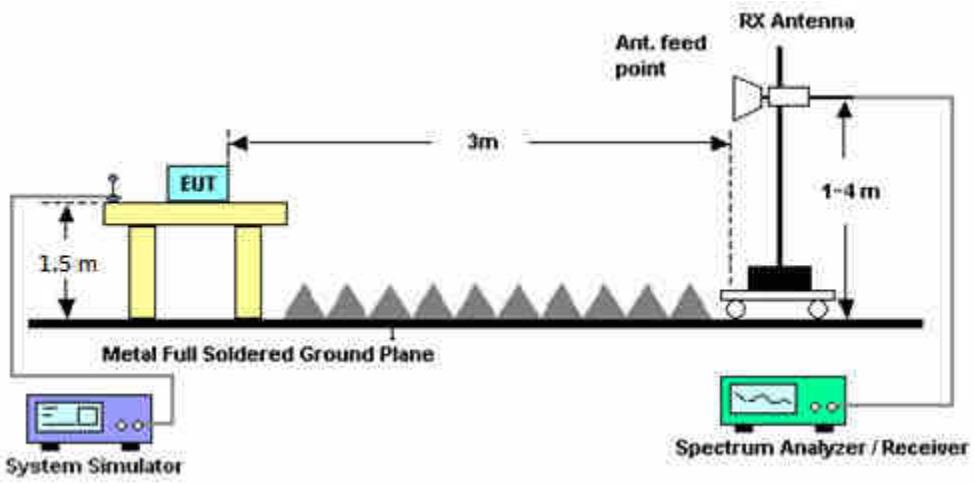

4.1.2 Test Result of Radiated Test

Please refer to Appendix B.

4.2 Radiated Spurious Emission Measurement

4.2.1 Description of Radiated Spurious Emission Measurement

The radiated spurious emission was measured by substitution method according to ANSI / TIA-603-E. The power of any emission outside of the authorized operating frequency ranges must be attenuated below the transmitter power (P) by a factor of at least 43 + 10 log (P) dB.

For Band 7, 38, 41

The power of any emission outside of the authorized operating frequency ranges must be attenuated below the transmitter power (P) by a factor of at least 55 + 10 log (P) dB.

For LTE Band 13

For operations in the 746-758 MHz, 775-788 MHz, and 805-806 MHz bands, emissions in the band 1559-1610 MHz shall be limited to −70 dBW/MHz equivalent isotropically radiated power (EIRP) for wideband signals, and −80 dBW EIRP for discrete emissions of less than 700 Hz bandwidth.

The spectrum is scanned from 30 MHz up to a frequency including its 10th harmonic.

For LTE Band 30

The radiated spurious emission was measured by substitution method according to ANSI / TIA-603-E

The power of any emission outside of the authorized operating frequency ranges must be attenuated below the transmitter power (P) by a factor of at least 70 + 10 log (P) dB.

The spectrum is scanned from 30 MHz up to a frequency including its 10th harmonic.

4.2.2 Test Procedures

The testing follows FCC KDB 971168 D01 v03r01 Section 7 and ANSI / TIA-603-E Section 2.2.12.

1. The EUT was placed on a turntable with 0.8 meter for frequency below 1GHz and 1.5 meter for frequency above 1GHz respectively above ground.
2. The EUT was set 3 meters from the receiving antenna, which was mounted on the antenna tower.
3. The table was rotated 360 degrees to determine the position of the highest spurious emission.
4. The height of the receiving antenna is varied between one meter and four meters to search the maximum spurious emission for both horizontal and vertical polarizations.
5. Make the measurement with the spectrum analyzer's RBW = 1MHz, VBW = 3MHz, taking the record of maximum spurious emission.
6. A horn antenna was substituted in place of the EUT and was driven by a signal generator.
7. Tune the output power of signal generator to the same emission level with EUT maximum spurious emission.
8. Taking the record of output power at antenna port.
9. Repeat step 7 to step 8 for another polarization.
10. The RF fundamental frequency should be excluded against the limit line in the operating frequency band.
    The limit line is derived from 43 + 10log(P)dB below the transmitter power P(Watts)
11. For Band 7, 38, 41:
    The limit line is derived from 55 + 10log(P)dB below the transmitter power P(Watts)
    EIRP (dBm) = S.G. Power – Tx Cable Loss + Tx Antenna Gain
    ERP (dBm) = EIRP - 2.15
12. For Band 30
    The limit line is derived from 70 + 10log(P)dB below the transmitter power P(Watts)
    = P(W)- [70 + 10log(P)] (dB)
    = [30 + 10log(P)] (dBm) - [70 + 10log(P)] (dB)
    = -40dBm.

5 List of Measuring Equipment

Instrument	Manufacturer	Model No.	Serial No.	Characteristics	Calibration Date	Test Date	Due Date	Remark
Loop Antenna	Rohde & Schwarz	HFH2-Z2	100488	9 kHz~30 MHz	Jan. 07, 2019	May 28, 2019 ~ Jun. 20, 2019	Jan. 06, 2020	Radiation (03CH12-HY)
Bilog Antenna	TESEQ	CBL 6111D&00802 N1D01N-06	47020&06	30MHz to 1GHz	Oct. 13, 2018	May 28, 2019 ~ Jun. 20, 2019	Oct. 12, 2019	Radiation (03CH12-HY)
Horn Antenna	SCHWARZBECK	BBHA 9120D	9120D-1212	1GHz ~ 18GHz	Oct. 19, 2018	May 28, 2019 ~ Jun. 20, 2019	Oct. 18, 2019	Radiation (03CH12-HY)
Horn Antenna	SCHWARZBECK	BBHA 9120D	9120D-1326	1GHz ~ 18GHz	Oct. 30, 2018	May 28, 2019 ~ Jun. 20, 2019	Oct. 29, 2019	Radiation (03CH12-HY)
SHF-EHF Horn Antenna	SCHWARZBECK	BBHA 9170	BBHA9170584	18GHz ~ 40GHz	Dec. 05, 2018	May 28, 2019 ~ Jun. 20, 2019	Dec. 04, 2019	Radiation (03CH12-HY)
Preamplifier	COM-POWER	PA-103	161075	10MHz~1GHz	Mar. 25, 2019	May 28, 2019 ~ Jun. 20, 2019	Mar. 24, 2020	Radiation (03CH12-HY)
Preamplifier	Agilent	8449B	3008A02375	1GHz~26.5Ghz	May 28, 2018	May 28, 2019 ~ Jun. 20, 2019	May 26, 2020	Radiation (03CH12-HY)
Preamplifier	Jet-Power	JPA0118-55-303	17100018000 55007	1GHz~18GHz	Apr. 01, 2019	May 28, 2019 ~ Jun. 20, 2019	Mar. 31, 2020	Radiation (03CH12-HY)
Preamplifier	EMEC	EM18G40G	060715	18GHz ~ 40GHz	Dec. 06, 2018	May 28, 2019 ~ Jun. 20, 2019	Dec. 05, 2019	Radiation (03CH12-HY)
EMI Test Receiver	Rohde & Schwarz	ESU26	100390	20Hz~26.5GHz	Dec. 26, 2018	May 28, 2019 ~ Jun. 20, 2019	Dec. 25, 2019	Radiation (03CH12-HY)
Spectrum Analyzer	Keysight	N9010A	MY54200486	10Hz~44GHz	Dec. 19, 2018	May 28, 2019 ~ Jun. 20, 2019	Dec. 18, 2019	Radiation (03CH12-HY)
Hygrometer	TECPEL	DTM-303B	TP161243	N/A	May 11, 2019	May 28, 2019 ~ Jun. 20, 2019	May 10, 2020	Radiation (03CH12-HY)
Signal Generator	Rohde & Schwarz	SMB100A	175727	100kHz~40GHz	Dec. 23, 2018	May 28, 2019 ~ Jun. 20, 2019	Dec. 23, 2019	Radiation (03CH12-HY)
Base Station	Anritsu	MT8821C	6201432816	GSM / GPRS /WCDMA / LTE FDD/TDD with 44) /LTE-3CC DLCA,2CC ULCA	May 05, 2019	May 28, 2019 ~ Jun. 20, 2019	May 04, 2020	Radiation (03CH12-HY)
Filter	Wainwright	WLK4-1000-1530-6000-40SS	SN11	1 GHz Lowpass	Sep. 16, 2018	May 28, 2019 ~ Jun. 20, 2019	Sep. 15, 2019	Radiation (03CH12-HY)
Filter	Wainwright	WHKX12-1080-1200-1500-60SS	SN2	1.2G High Pass	Sep. 16, 2018	May 28, 2019 ~ Jun. 20, 2019	Sep. 15, 2019	Radiation (03CH12-HY)
Filter	Wainwright	WHKX12-2700-3000-18000-60ST	SN2	3GHz High Pass	Mar. 20, 2019	May 28, 2019 ~ Jun. 20, 2019	Mar. 19, 2020	Radiation (03CH12-HY)
Notch Filter	EWT	EWT-14-0041	D1	DCS 1800	Nov. 01, 2018	May 28, 2019 ~ Jun. 20, 2019	Oct. 31, 2019	Radiation (03CH12-HY)
Notch Filter	Wainwright	WRCT698/798-10/40 8SSK	SN1	AWS Band	Nov. 01, 2018	May 28, 2019 ~ Jun. 20, 2019	Oct. 31, 2019	Radiation (03CH12-HY)
Notch Filter	Wainwright	WRCG824/849-40/8SS	SN35	CDMA 850	Nov. 07, 2018	May 28, 2019 ~ Jun. 20, 2019	Nov. 06, 2019	Radiation (03CH12-HY)
RF Cable	HUBER + SUHNER	SUCOFLEX 126E	0058/126E	30M-18G	Mar. 13, 2019	May 28, 2019 ~ Jun. 20, 2019	Mar. 12, 2020	Radiation (03CH12-HY)
RF Cable	HUBER + SUHNER	SUCOFLEX 102	505134/2	30M~40GHz	Oct. 16, 2018	May 28, 2019 ~ Jun. 20, 2019	Oct. 15, 2019	Radiation (03CH12-HY)
RF Cable	HUBER + SUHNER	SUCOFLEX 102	800740/2	30M~40GHz	Oct. 16, 2018	May 28, 2019 ~ Jun. 20, 2019	Oct. 15, 2019	Radiation (03CH12-HY)
Antenna Mast	EMEC	AM-BS-4500-B	N/A	1m~4m	N/A	May 28, 2019 ~ Jun. 20, 2019	N/A	Radiation (03CH12-HY)
Turn Table	EMEC	TT2000	N/A	0~360 Degree	N/A	May 28, 2019 ~ Jun. 20, 2019	N/A	Radiation (03CH12-HY)
Software	Audix	E3 6.2009-8-24	RK-000989	N/A	N/A	May 28, 2019 ~ Jun. 20, 2019	N/A	Radiation (03CH12-HY)

Instrument	Manufacturer	Model No.	Serial No.	Characteristics	Calibration Date	Test Date	Due Date	Remark
Base Station (Measure)	Anritsu	MT8821C	6201664755	GSM / GPRS /WCDMA / LTE FDD/TDD with 44) /LTE-3CC DLCA,2CC ULCA	Mar. 03, 2019	Apr. 07, 2019 ~ Jun. 27, 2019	Mar. 02, 2020	Conducted (TH05-HY)
Spectrum Analyzer	Rohde & Schwarz	FSV40	101397	10Hz~40GHz	Nov. 13, 2018	Apr. 07, 2019 ~ Jun. 27, 2019	Nov. 12, 2019	Conducted (TH05-HY)
Temperature Chamber	ESPEC	SH-641	92013720	-40℃~90℃	Aug. 29, 2018	Apr. 07, 2019 ~ Jun. 27, 2019	Aug. 28, 2019	Conducted (TH05-HY)
Programmable Power Supply	GW Instek	PSS-2005	EL890094	1V~20V 0.5A~5A	Oct. 02, 2018	Apr. 07, 2019 ~ Jun. 27, 2019	Oct. 01, 2019	Conducted (TH05-HY)
Coupler	Warison	20dB 25W SMA Directional Coupler	#A	1-18GHz	Jan. 14, 2019	Apr. 07, 2019 ~ Jun. 27, 2019	Jan. 13, 2020	Conducted (TH05-HY)

6 Uncertainty of Evaluation

Uncertainty of Radiated Emission Measurement (30 MHz ~ 1000 MHz)

Measuring Uncertainty for a Level of Confidence of 95% (U = 2Uc(y))	3.36

Uncertainty of Radiated Emission Measurement (1 GHz ~ 18 GHz)

Measuring Uncertainty for a Level of Confidence of 95% (U = 2Uc(y))	3.70

Uncertainty of Radiated Emission Measurement (18 GHz ~ 40 GHz)

Measuring Uncertainty for a Level of Confidence of 95% (U = 2Uc(y))	3.98

Appendix A. Test Results of Conducted Test

Conducted Output Power(Average power)

LTE Band 2 Maximum Average Power [dBm]						
BW [MHz]	RB Size	RB Offset	Mod	Lowest	Middle	Highest
20	1	0	QPSK	24.73	24.67	24.69
20	1	49		24.55	24.58	24.58
20	1	99		24.57	24.60	24.61
20	50	0		23.80	23.73	23.75
20	50	24		23.75	23.73	23.78
20	50	50		23.77	23.79	23.78
20	100	0		23.77	23.75	23.81
20	1	0	16-QAM	23.95	23.95	23.95
20	1	49		23.80	23.87	23.87
20	1	99		23.83	23.90	23.88
20	50	0		22.76	22.74	22.77
20	50	24		22.78	22.74	22.80
20	50	50		22.80	22.82	22.83
20	100	0		22.75	22.76	22.81
20	1	0	64-QAM	23.00	22.99	22.96
20	1	49		22.92	22.97	22.96
20	1	99		22.93	22.99	22.95
20	50	0		21.92	21.89	21.91
20	50	24		21.93	21.94	21.93
20	50	50		21.94	21.94	21.99
20	100	0		21.93	21.92	21.96
15	1	0	QPSK	24.69	24.65	24.66
15	1	37		24.64	24.58	24.56
15	1	74		24.68	24.61	24.63
15	36	0		23.78	23.72	23.71
15	36	20		23.78	23.76	23.76
15	36	39		23.77	23.77	23.80
15	75	0		23.79	23.76	23.75
15	1	0	16-QAM	23.96	23.92	23.96
15	1	37		23.84	23.87	23.84
15	1	74		23.95	23.89	23.89
15	36	0		22.75	22.74	22.75
15	36	20		22.78	22.76	22.76
15	36	39		22.78	22.78	22.78
15	75	0		22.77	22.77	22.78
15	1	0	64-QAM	22.97	22.96	22.93
15	1	37		22.84	22.87	22.87
15	1	74		22.94	22.87	22.85
15	36	0		21.81	21.80	21.79
15	36	20		21.85	21.84	21.83
15	36	39		21.85	21.85	21.84
15	75	0		21.80	21.80	21.82

LTE Band 2 Maximum Average Power [dBm]						
BW [MHz]	RB Size	RB Offset	Mod	Lowest	Middle	Highest
10	1	0	QPSK	24.58	24.50	24.63
10	1	25		24.60	24.58	24.64
10	1	49		24.55	24.54	24.57
10	25	0		23.70	23.67	23.72
10	25	12		23.70	23.70	23.77
10	25	25		23.66	23.65	23.71
10	50	0		23.69	23.71	23.70
10	1	0	16-QAM	23.82	23.77	23.89
10	1	25		23.85	23.89	23.90
10	1	49		23.78	23.86	23.89
10	25	0		22.72	22.73	22.73
10	25	12		22.75	22.75	22.75
10	25	25		22.68	22.70	22.70
10	50	0		22.71	22.71	22.72
10	1	0	64-QAM	22.77	22.76	22.81
10	1	25		22.83	22.83	22.81
10	1	49		22.76	22.79	22.76
10	25	0		21.73	21.68	21.68
10	25	12		21.74	21.71	21.70
10	25	25		21.68	21.65	21.64
10	50	0		21.70	21.66	21.68
5	1	0	QPSK	24.69	24.56	24.62
5	1	12		24.72	24.68	24.65
5	1	24		24.72	24.68	24.66
5	12	0		23.84	23.68	23.65
5	12	7		23.90	23.80	23.76
5	12	13		23.88	23.76	23.77
5	25	0		23.85	23.68	23.70
5	1	0	16-QAM	23.97	23.86	23.88
5	1	12		23.99	23.98	23.92
5	1	24		23.92	23.95	23.94
5	12	0		22.80	22.72	22.70
5	12	7		22.86	22.84	22.74
5	12	13		22.85	22.80	22.82
5	25	0		22.82	22.69	22.70
5	1	0	64-QAM	22.81	22.75	22.69
5	1	12		22.82	22.79	22.76
5	1	24		22.79	22.78	22.71
5	12	0		21.75	21.69	21.60
5	12	7		21.79	21.79	21.71
5	12	13		21.77	21.77	21.70
5	25	0		21.71	21.62	21.62

LTE Band 2 Maximum Average Power [dBm]						
BW [MHz]	RB Size	RB Offset	Mod	Lowest	Middle	Highest
3	1	0	QPSK	24.67	24.52	24.61
3	1	8		24.72	24.72	24.70
3	1	14		24.72	24.65	24.64
3	8	0		23.77	23.64	23.72
3	8	4		23.80	23.79	23.76
3	8	7		23.85	23.76	23.78
3	15	0		23.83	23.66	23.73
3	1	0	16-QAM	23.92	23.81	23.83
3	1	8		23.99	23.98	23.93
3	1	14		23.94	23.93	23.89
3	8	0		22.88	22.77	22.76
3	8	4		22.93	22.85	22.84
3	8	7		22.89	22.83	22.79
3	15	0		22.85	22.70	22.79
3	1	0	64-QAM	22.73	22.63	22.67
3	1	8		22.81	22.81	22.81
3	1	14		22.75	22.80	22.77
3	8	0		21.71	21.60	21.63
3	8	4		21.75	21.74	21.69
3	8	7		21.73	21.70	21.72
3	15	0		21.72	21.58	21.63
1.4	1	0	QPSK	24.60	24.57	24.49
1.4	1	3		24.72	24.67	24.62
1.4	1	5		24.67	24.60	24.53
1.4	3	0		24.68	24.61	24.58
1.4	3	1		24.72	24.64	24.61
1.4	3	3		24.67	24.64	24.61
1.4	6	0		23.76	23.69	23.64
1.4	1	0	16-QAM	23.89	23.83	23.82
1.4	1	3		23.98	23.95	23.89
1.4	1	5		23.89	23.89	23.84
1.4	3	0		23.71	23.64	23.63
1.4	3	1		23.76	23.69	23.67
1.4	3	3		23.72	23.68	23.61
1.4	6	0		22.86	22.77	22.75
1.4	1	0	64-QAM	22.68	22.66	22.60
1.4	1	3		22.77	22.74	22.72
1.4	1	5		22.72	22.69	22.64
1.4	3	0		22.67	22.63	22.59
1.4	3	1		22.75	22.72	22.70
1.4	3	3		22.73	22.71	22.63
1.4	6	0		21.64	21.59	21.52

LTE Band 25 Maximum Average Power [dBm]						
BW [MHz]	RB Size	RB Offset	Mod	Lowest	Middle	Highest
20	1	0	QPSK	24.96	24.93	24.87
20	1	49		24.83	24.83	24.79
20	1	99		24.80	24.85	24.72
20	50	0		23.96	23.96	23.87
20	50	24		24.00	23.99	23.96
20	50	50		23.97	23.98	23.93
20	100	0		24.00	24.00	23.94
20	1	0	16-QAM	23.99	23.97	23.92
20	1	49		23.99	23.94	23.96
20	1	99		23.96	23.97	23.93
20	50	0		22.98	22.99	22.92
20	50	24		22.98	23.00	22.98
20	50	50		23.00	22.99	22.95
20	100	0		22.96	23.00	22.93
20	1	0	64-QAM	22.96	22.99	22.94
20	1	49		22.82	22.90	22.80
20	1	99		22.86	22.89	22.84
20	50	0		21.81	21.80	21.74
20	50	24		21.83	21.85	21.79
20	50	50		21.84	21.83	21.78
20	100	0		21.80	21.83	21.75
15	1	0	QPSK	24.86	24.94	24.85
15	1	37		24.89	24.86	24.76
15	1	74		24.89	24.84	24.77
15	36	0		24.00	23.95	23.90
15	36	20		24.00	23.99	23.97
15	36	39		23.98	23.99	23.93
15	75	0		23.96	23.98	23.89
15	1	0	16-QAM	23.95	23.98	23.96
15	1	37		23.91	23.91	23.93
15	1	74		24.00	23.97	23.91
15	36	0		23.00	22.98	22.92
15	36	20		23.00	22.97	22.98
15	36	39		22.98	22.96	22.96
15	75	0		22.99	23.00	22.91
15	1	0	64-QAM	22.95	22.90	23.00
15	1	37		22.96	22.96	22.88
15	1	74		22.99	23.00	22.93
15	36	0		21.93	21.91	21.85
15	36	20		21.96	21.97	21.91
15	36	39		21.94	21.95	21.88
15	75	0		21.90	21.91	21.86

LTE Band 25 Maximum Average Power [dBm]						
BW [MHz]	RB Size	RB Offset	Mod	Lowest	Middle	Highest
10	1	0	QPSK	24.78	24.71	24.63
10	1	25		24.70	24.63	24.60
10	1	49		24.64	24.68	24.52
10	25	0		23.86	23.79	23.72
10	25	12		23.85	23.77	23.73
10	25	25		23.84	23.80	23.71
10	50	0		23.84	23.79	23.75
10	1	0	16-QAM	23.99	23.94	23.88
10	1	25		23.96	23.94	23.85
10	1	49		23.91	23.91	23.84
10	25	0		22.84	22.79	22.73
10	25	12		22.85	22.80	22.77
10	25	25		22.83	22.83	22.74
10	50	0		22.85	22.78	22.76
10	1	0	64-QAM	22.82	22.84	22.76
10	1	25		22.81	22.81	22.73
10	1	49		22.75	22.82	22.78
10	25	0		21.77	21.71	21.66
10	25	12		21.77	21.74	21.69
10	25	25		21.76	21.74	21.69
10	50	0		21.76	21.74	21.68
5	1	0	QPSK	24.73	24.56	24.54
5	1	12		24.77	24.70	24.61
5	1	24		24.77	24.76	24.59
5	12	0		23.87	23.72	23.62
5	12	7		23.92	23.80	23.70
5	12	13		23.91	23.83	23.72
5	25	0		23.88	23.75	23.62
5	1	0	16-QAM	23.99	23.85	23.82
5	1	12		23.96	24.00	23.93
5	1	24		23.92	23.95	23.89
5	12	0		22.84	22.75	22.69
5	12	7		22.90	22.82	22.73
5	12	13		22.88	22.87	22.80
5	25	0		22.85	22.77	22.65
5	1	0	64-QAM	22.87	22.75	22.73
5	1	12		22.88	22.87	22.81
5	1	24		22.87	22.89	22.75
5	12	0		21.78	21.69	21.64
5	12	7		21.85	21.78	21.70
5	12	13		21.83	21.83	21.75
5	25	0		21.77	21.67	21.62

LTE Band 25 Maximum Average Power [dBm]						
BW [MHz]	RB Size	RB Offset	Mod	Lowest	Middle	Highest
3	1	0	QPSK	24.67	24.55	24.50
3	1	8		24.85	24.76	24.66
3	1	14		24.74	24.70	24.60
3	8	0		23.83	23.73	23.66
3	8	4		23.93	23.81	23.72
3	8	7		23.90	23.82	23.72
3	15	0		23.89	23.71	23.67
3	1	0	16-QAM	23.90	23.83	23.81
3	1	8		24.00	24.00	23.98
3	1	14		24.00	23.96	23.87
3	8	0		22.89	22.79	22.76
3	8	4		22.94	22.89	22.86
3	8	7		22.90	22.91	22.80
3	15	0		22.87	22.74	22.73
3	1	0	64-QAM	22.80	22.68	22.71
3	1	8		22.95	22.93	22.85
3	1	14		22.84	22.83	22.76
3	8	0		21.80	21.68	21.65
3	8	4		21.86	21.83	21.77
3	8	7		21.82	21.78	21.70
3	15	0		21.79	21.66	21.65
1.4	1	0	QPSK	24.55	24.53	24.33
1.4	1	3		24.66	24.61	24.52
1.4	1	5		24.57	24.52	24.43
1.4	3	0		24.58	24.54	24.40
1.4	3	1		24.63	24.60	24.52
1.4	3	3		24.66	24.58	24.49
1.4	6	0		23.71	23.66	23.51
1.4	1	0	16-QAM	23.82	23.79	23.64
1.4	1	3		23.94	23.93	23.82
1.4	1	5		23.85	23.83	23.73
1.4	3	0		23.63	23.61	23.48
1.4	3	1		23.72	23.65	23.59
1.4	3	3		23.66	23.62	23.53
1.4	6	0		22.82	22.75	22.59
1.4	1	0	64-QAM	22.80	22.78	22.58
1.4	1	3		22.87	22.84	22.74
1.4	1	5		22.83	22.75	22.68
1.4	3	0		22.80	22.73	22.60
1.4	3	1		22.85	22.78	22.73
1.4	3	3		22.82	22.75	22.68
1.4	6	0		21.71	21.64	21.50

LTE Band 4 Maximum Average Power [dBm]						
BW [MHz]	RB Size	RB Offset	Mod	Lowest	Middle	Highest
20	1	0	QPSK	24.61	24.63	**24.64**
20	1	49		24.50	24.53	24.56
20	1	99		24.53	24.51	24.55
20	50	0		23.67	23.68	23.71
20	50	24		23.66	23.70	23.70
20	50	50		23.64	23.67	23.68
20	100	0		23.65	23.66	23.70
20	1	0	16-QAM	23.91	23.90	23.90
20	1	49		23.86	23.81	23.82
20	1	99		23.83	23.79	23.84
20	50	0		22.69	22.69	22.70
20	50	24		22.72	22.72	22.72
20	50	50		22.69	22.69	22.70
20	100	0		22.66	22.67	22.70
20	1	0	64-QAM	22.47	22.98	22.96
20	1	49		22.88	22.89	22.92
20	1	99		22.93	22.92	22.97
20	50	0		21.52	21.84	21.83
20	50	24		21.83	21.83	21.82
20	50	50		21.83	21.78	21.83
20	100	0		21.84	21.83	21.80
15	1	0	QPSK	24.57	24.57	24.59
15	1	37		24.49	24.52	24.55
15	1	74		24.53	24.55	24.56
15	36	0		23.65	23.65	23.67
15	36	20		23.65	23.67	23.68
15	36	39		23.64	23.64	23.66
15	75	0		23.64	23.66	23.68
15	1	0	16-QAM	23.87	23.86	23.87
15	1	37		23.83	23.81	23.82
15	1	74		23.88	23.83	23.87
15	36	0		22.66	22.66	22.69
15	36	20		22.69	22.69	22.71
15	36	39		22.67	22.66	22.68
15	75	0		22.68	22.66	22.68
15	1	0	64-QAM	22.39	22.87	22.86
15	1	37		22.64	22.82	22.78
15	1	74		22.82	22.80	22.88
15	36	0		21.20	21.74	21.75
15	36	20		21.55	21.73	21.78
15	36	39		21.71	21.71	21.72
15	75	0		21.56	21.68	21.74

LTE Band 4 Maximum Average Power [dBm]						
BW [MHz]	RB Size	RB Offset	Mod	Lowest	Middle	Highest
10	1	0	QPSK	24.53	24.53	24.56
10	1	25		24.50	24.57	24.59
10	1	49		24.42	24.47	24.50
10	25	0		23.63	23.64	23.68
10	25	12		23.64	23.68	23.69
10	25	25		23.56	23.61	23.62
10	50	0		23.59	23.64	23.67
10	1	0	16-QAM	23.76	23.81	23.85
10	1	25		23.83	23.85	23.89
10	1	49		23.73	23.74	23.81
10	25	0		22.65	22.67	22.71
10	25	12		22.67	22.69	22.70
10	25	25		22.62	22.62	22.65
10	50	0		22.65	22.65	22.68
10	1	0	64-QAM	22.29	22.68	22.66
10	1	25		22.46	22.70	22.73
10	1	49		22.69	22.67	22.66
10	25	0		21.22	21.58	21.62
10	25	12		21.32	21.61	21.64
10	25	25		21.53	21.53	21.58
10	50	0		21.35	21.59	21.59
5	1	0	QPSK	24.52	24.52	24.56
5	1	12		24.56	24.59	24.61
5	1	24		24.49	24.52	24.50
5	12	0		23.64	23.60	23.62
5	12	7		23.66	23.67	23.72
5	12	13		23.61	23.64	23.68
5	25	0		23.64	23.60	23.65
5	1	0	16-QAM	23.80	23.82	23.84
5	1	12		23.89	23.90	23.92
5	1	24		23.79	23.78	23.83
5	12	0		22.66	22.61	22.64
5	12	7		22.73	22.71	22.73
5	12	13		22.69	22.64	22.71
5	25	0		22.68	22.63	22.68
5	1	0	64-QAM	22.32	22.66	22.69
5	1	12		22.35	22.74	22.77
5	1	24		22.34	22.67	22.68
5	12	0		21.22	21.58	21.62
5	12	7		21.29	21.66	21.72
5	12	13		21.27	21.59	21.66
5	25	0		21.18	21.55	21.60

LTE Band 4 Maximum Average Power [dBm]						
BW [MHz]	RB Size	RB Offset	Mod	Lowest	Middle	Highest
3	1	0	QPSK	24.45	24.47	24.51
3	1	8		24.62	24.62	24.63
3	1	14		24.48	24.53	24.56
3	8	0		23.62	23.57	23.62
3	8	4		23.67	23.72	23.76
3	8	7		23.64	23.70	23.71
3	15	0		23.67	23.59	23.71
3	1	0	16-QAM	23.74	23.75	23.77
3	1	8		23.95	23.94	23.96
3	1	14		23.78	23.79	23.83
3	8	0		22.72	22.65	22.69
3	8	4		22.81	22.81	22.83
3	8	7		22.75	22.78	22.80
3	15	0		22.67	22.65	22.71
3	1	0	64-QAM	22.42	22.58	22.64
3	1	8		22.53	22.78	22.82
3	1	14		22.45	22.66	22.70
3	8	0		21.30	21.54	21.56
3	8	4		21.34	21.70	21.73
3	8	7		21.31	21.64	21.69
3	15	0		21.27	21.52	21.61
1.4	1	0	QPSK	24.36	24.49	24.41
1.4	1	3		24.56	24.59	24.62
1.4	1	5		24.47	24.51	24.52
1.4	3	0		24.50	24.52	24.47
1.4	3	1		24.56	24.56	24.52
1.4	3	3		24.53	24.54	24.58
1.4	6	0		23.57	23.59	23.54
1.4	1	0	16-QAM	23.66	23.75	23.71
1.4	1	3		23.87	23.90	23.91
1.4	1	5		23.76	23.77	23.83
1.4	3	0		23.56	23.58	23.53
1.4	3	1		23.62	23.62	23.60
1.4	3	3		23.57	23.58	23.64
1.4	6	0		22.66	22.70	22.66
1.4	1	0	64-QAM	22.41	22.58	22.54
1.4	1	3		22.46	22.72	22.73
1.4	1	5		22.39	22.60	22.66
1.4	3	0		22.37	22.60	22.59
1.4	3	1		22.40	22.64	22.65
1.4	3	3		22.35	22.64	22.66
1.4	6	0		21.19	21.50	21.47

LTE Band 5 Maximum Average Power [dBm]						
BW [MHz]	RB Size	RB Offset	Mod	Lowest	Middle	Highest
10	1	0	QPSK	24.46	24.45	24.45
10	1	25		24.36	24.39	24.41
10	1	49		24.42	24.44	24.32
10	25	0		23.54	23.50	23.49
10	25	12		23.53	23.51	23.49
10	25	25		23.47	23.46	23.43
10	50	0		23.51	23.50	23.48
10	1	0	16-QAM	23.60	23.72	23.67
10	1	25		23.67	23.65	23.66
10	1	49		23.71	23.74	23.54
10	25	0		22.53	22.49	22.49
10	25	12		22.54	22.50	22.50
10	25	25		22.50	22.47	22.46
10	50	0		22.53	22.48	22.49
10	1	0	64-QAM	22.55	22.65	22.61
10	1	25		22.60	22.57	22.60
10	1	49		22.70	22.64	22.50
10	25	0		21.55	21.51	21.51
10	25	12		21.56	21.50	21.52
10	25	25		21.49	21.45	21.46
10	50	0		21.53	21.50	21.50
5	1	0	QPSK	24.26	24.33	24.29
5	1	12		24.36	24.41	24.37
5	1	24		24.36	24.43	24.40
5	12	0		23.35	23.39	23.40
5	12	7		23.54	23.49	23.50
5	12	13		23.54	23.51	23.46
5	25	0		23.49	23.48	23.43
5	1	0	16-QAM	23.48	23.52	23.56
5	1	12		23.65	23.62	23.61
5	1	24		23.64	23.64	23.60
5	12	0		22.40	22.38	22.42
5	12	7		22.54	22.49	22.50
5	12	13		22.58	22.50	22.48
5	25	0		22.48	22.48	22.39
5	1	0	64-QAM	22.44	22.50	22.54
5	1	12		22.59	22.59	22.57
5	1	24		22.61	22.62	22.54
5	12	0		21.42	21.39	21.43
5	12	7		21.61	21.55	21.56
5	12	13		21.59	21.57	21.54
5	25	0		21.52	21.47	21.42

LTE Band 5 Maximum Average Power [dBm]						
BW [MHz]	RB Size	RB Offset	Mod	Lowest	Middle	Highest
3	1	0	QPSK	24.21	24.28	24.22
3	1	8		24.39	24.45	24.42
3	1	14		24.38	24.40	24.40
3	8	0		23.35	23.38	23.34
3	8	4		23.46	23.50	23.50
3	8	7		23.50	23.48	23.48
3	15	0		23.43	23.49	23.42
3	1	0	16-QAM	23.46	23.50	23.48
3	1	8		23.65	23.69	23.67
3	1	14		23.65	23.67	23.62
3	8	0		22.44	22.42	22.42
3	8	4		22.56	22.55	22.55
3	8	7		22.57	22.57	22.50
3	15	0		22.49	22.47	22.40
3	1	0	64-QAM	22.44	22.47	22.45
3	1	8		22.67	22.67	22.66
3	1	14		22.67	22.64	22.59
3	8	0		21.41	21.43	21.37
3	8	4		21.55	21.53	21.53
3	8	7		21.55	21.52	21.51
3	15	0		21.50	21.50	21.40
1.4	1	0	QPSK	24.15	24.24	24.23
1.4	1	3		24.32	24.45	24.38
1.4	1	5		24.27	24.39	24.32
1.4	3	0		24.24	24.26	24.30
1.4	3	1		24.32	24.39	24.35
1.4	3	3		24.32	24.38	24.32
1.4	6	0		23.36	23.39	23.37
1.4	1	0	16-QAM	23.40	23.47	23.53
1.4	1	3		23.59	23.66	23.64
1.4	1	5		23.56	23.59	23.56
1.4	3	0		23.28	23.28	23.31
1.4	3	1		23.37	23.40	23.39
1.4	3	3		23.33	23.37	23.34
1.4	6	0		22.44	22.48	22.42
1.4	1	0	64-QAM	22.39	22.43	22.48
1.4	1	3		22.56	22.60	22.59
1.4	1	5		22.50	22.55	22.52
1.4	3	0		22.46	22.42	22.44
1.4	3	1		22.51	22.56	22.51
1.4	3	3		22.52	22.52	22.48
1.4	6	0		21.41	21.41	21.36

LTE Band 7 Maximum Average Power [dBm]						
BW [MHz]	RB Size	RB Offset	Mod	Lowest	Middle	Highest
20	1	0	QPSK	**24.65**	24.45	24.50
20	1	49		24.55	24.44	24.49
20	1	99		24.64	24.44	24.49
20	50	0		23.70	23.69	23.69
20	50	24		23.69	23.66	23.66
20	50	50		23.68	23.68	23.67
20	100	0		23.69	23.66	23.67
20	1	0	16-QAM	23.80	23.75	23.76
20	1	49		23.75	23.72	23.83
20	1	99		23.94	23.84	23.84
20	50	0		22.62	22.65	22.67
20	50	24		22.70	22.66	22.71
20	50	50		22.74	22.67	22.68
20	100	0		22.69	22.64	22.65
20	1	0	64-QAM	22.75	22.74	22.34
20	1	49		22.25	22.68	22.81
20	1	99		22.29	22.31	22.82
20	50	0		21.54	21.65	21.64
20	50	24		21.27	21.66	21.71
20	50	50		20.96	21.61	21.67
20	100	0		21.29	21.66	21.70
15	1	0	QPSK	24.54	24.46	24.53
15	1	37		24.57	24.51	24.48
15	1	74		24.57	24.56	24.59
15	36	0		23.62	23.62	23.65
15	36	20		23.70	23.64	23.68
15	36	39		23.71	23.65	23.68
15	75	0		23.67	23.61	23.68
15	1	0	16-QAM	23.81	23.73	23.83
15	1	37		23.76	23.76	23.83
15	1	74		23.86	23.81	23.85
15	36	0		22.63	22.62	22.68
15	36	20		22.69	22.63	22.70
15	36	39		22.67	22.62	22.67
15	75	0		22.65	22.62	22.69
15	1	0	64-QAM	22.67	22.70	22.81
15	1	37		22.48	22.70	22.76
15	1	74		21.88	22.28	22.66
15	36	0		21.52	21.67	21.71
15	36	20		21.43	21.67	21.76
15	36	39		21.02	21.63	21.71
15	75	0		21.24	21.64	21.69

LTE Band 7 Maximum Average Power [dBm]						
BW [MHz]	RB Size	RB Offset	Mod	Lowest	Middle	Highest
10	1	0	QPSK	24.34	24.34	24.32
10	1	25		24.35	24.34	24.31
10	1	49		24.39	24.38	24.39
10	25	0		23.44	23.44	23.47
10	25	12		23.46	23.44	23.48
10	25	25		23.44	23.43	23.47
10	50	0		23.46	23.45	23.47
10	1	0	16-QAM	23.56	23.56	23.57
10	1	25		23.60	23.60	23.61
10	1	49		23.60	23.61	23.58
10	25	0		22.46	22.41	22.50
10	25	12		22.46	22.44	22.51
10	25	25		22.45	22.43	22.47
10	50	0		22.46	22.42	22.46
10	1	0	64-QAM	22.49	22.56	22.53
10	1	25		22.55	22.52	22.58
10	1	49		22.26	22.43	22.56
10	25	0		21.46	21.45	21.52
10	25	12		21.48	21.47	21.54
10	25	25		21.40	21.45	21.49
10	50	0		21.39	21.47	21.52
5	1	0	QPSK	24.33	24.31	24.35
5	1	12		24.44	24.45	24.39
5	1	24		24.50	24.45	24.46
5	12	0		23.45	23.44	23.50
5	12	7		23.60	23.54	23.56
5	12	13		23.59	23.56	23.57
5	25	0		23.50	23.47	23.56
5	1	0	16-QAM	23.59	23.58	23.61
5	1	12		23.70	23.68	23.67
5	1	24		23.70	23.67	23.65
5	12	0		22.52	22.41	22.52
5	12	7		22.62	22.57	22.60
5	12	13		22.60	22.53	22.54
5	25	0		22.52	22.45	22.47
5	1	0	64-QAM	22.39	22.51	22.61
5	1	12		22.61	22.63	22.60
5	1	24		22.63	22.64	22.46
5	12	0		21.38	21.45	21.56
5	12	7		21.59	21.62	21.63
5	12	13		21.63	21.63	21.61
5	25	0		21.46	21.45	21.54

LTE Band 12 Maximum Average Power [dBm]						
BW [MHz]	RB Size	RB Offset	Mod	Lowest	Middle	Highest
10	1	0	QPSK	24.40	24.49	24.40
10	1	25		24.42	24.41	24.46
10	1	49		24.44	24.52	**24.53**
10	25	0		23.57	23.62	23.61
10	25	12		23.60	23.59	23.59
10	25	25		23.58	23.56	23.58
10	50	0		23.60	23.58	23.59
10	1	0	16-QAM	23.73	23.70	23.71
10	1	25		23.70	23.69	23.75
10	1	49		23.71	23.75	23.81
10	25	0		22.58	22.61	22.55
10	25	12		22.63	22.61	22.60
10	25	25		22.59	22.58	22.61
10	50	0		22.62	22.59	22.60
10	1	0	64-QAM	22.58	22.74	22.64
10	1	25		22.69	22.64	22.75
10	1	49		22.64	22.79	22.74
10	25	0		21.60	21.58	21.59
10	25	12		21.64	21.61	21.63
10	25	25		21.61	21.60	21.63
10	50	0		21.63	21.62	21.61
5	1	0	QPSK	24.33	24.30	24.38
5	1	12		24.47	24.45	24.48
5	1	24		24.43	24.43	24.48
5	12	0		23.50	23.53	23.49
5	12	7		23.63	23.64	23.59
5	12	13		23.60	23.49	23.59
5	25	0		23.57	23.55	23.56
5	1	0	16-QAM	23.62	23.62	23.69
5	1	12		23.72	23.73	23.79
5	1	24		23.74	23.71	23.78
5	12	0		22.52	22.55	22.54
5	12	7		22.65	22.62	22.61
5	12	13		22.62	22.56	22.57
5	25	0		22.57	22.58	22.59
5	1	0	64-QAM	22.53	22.57	22.69
5	1	12		22.69	22.72	22.77
5	1	24		22.68	22.66	22.69
5	12	0		21.53	21.57	21.59
5	12	7		21.69	21.68	21.68
5	12	13		21.65	21.66	21.65
5	25	0		21.62	21.56	21.60

LTE Band 12 Maximum Average Power [dBm]						
BW [MHz]	RB Size	RB Offset	Mod	Lowest	Middle	Highest
3	1	0	QPSK	24.33	24.38	24.36
3	1	8		24.50	24.52	24.50
3	1	14		24.44	24.45	24.50
3	8	0		23.50	23.53	23.50
3	8	4		23.64	23.59	23.52
3	8	7		23.60	23.57	23.58
3	15	0		23.58	23.60	23.53
3	1	0	16-QAM	23.58	23.58	23.64
3	1	8		23.76	23.74	23.82
3	1	14		23.72	23.71	23.69
3	8	0		22.54	22.58	22.56
3	8	4		22.70	22.67	22.60
3	8	7		22.63	22.66	22.59
3	15	0		22.63	22.56	22.55
3	1	0	64-QAM	22.60	22.60	22.64
3	1	8		22.79	22.78	22.80
3	1	14		22.66	22.69	22.71
3	8	0		21.59	21.57	21.57
3	8	4		21.66	21.70	21.64
3	8	7		21.66	21.62	21.65
3	15	0		21.58	21.62	21.53
1.4	1	0	QPSK	24.39	24.31	24.32
1.4	1	3		24.45	24.44	24.48
1.4	1	5		24.41	24.37	24.39
1.4	3	0		24.41	24.42	24.37
1.4	3	1		24.43	24.46	24.43
1.4	3	3		24.39	24.39	24.42
1.4	6	0		23.50	23.49	23.45
1.4	1	0	16-QAM	23.64	23.54	23.61
1.4	1	3		23.75	23.72	23.74
1.4	1	5		23.65	23.63	23.67
1.4	3	0		23.42	23.45	23.36
1.4	3	1		23.49	23.52	23.43
1.4	3	3		23.43	23.45	23.43
1.4	6	0		22.57	22.60	22.51
1.4	1	0	64-QAM	22.63	22.57	22.56
1.4	1	3		22.70	22.70	22.72
1.4	1	5		22.62	22.61	22.60
1.4	3	0		22.62	22.60	22.56
1.4	3	1		22.70	22.64	22.58
1.4	3	3		22.63	22.58	22.58
1.4	6	0		21.55	21.55	21.44

LTE Band 13 Maximum Average Power [dBm]						
BW [MHz]	RB Size	RB Offset	Mod	Lowest	Middle	Highest
10	1	0	QPSK	-	24.33	-
10	1	25			**24.39**	
10	1	49			24.38	
10	25	0			23.55	
10	25	12			23.54	
10	25	25			23.54	
10	50	0			23.52	
10	1	0	16-QAM		23.65	
10	1	25			23.64	
10	1	49			23.70	
10	25	0			22.52	
10	25	12			22.55	
10	25	25			22.53	
10	50	0			22.55	
10	1	0	64-QAM		22.58	
10	1	25			22.62	
10	1	49			22.59	
10	25	0			21.53	
10	25	12			21.57	
10	25	25			21.54	
10	50	0			21.54	
5	1	0	QPSK	24.24	24.26	24.31
5	1	12		24.33	24.35	24.38
5	1	24		24.30	24.37	24.37
5	12	0		23.43	23.44	23.49
5	12	7		23.49	23.54	23.53
5	12	13		23.49	23.55	23.49
5	25	0		23.51	23.52	23.45
5	1	0	16-QAM	23.53	23.51	23.56
5	1	12		23.62	23.63	23.64
5	1	24		23.62	23.64	23.57
5	12	0		22.45	22.45	22.51
5	12	7		22.52	22.53	22.56
5	12	13		22.51	22.51	22.51
5	25	0		22.54	22.52	22.49
5	1	0	64-QAM	22.51	22.49	22.50
5	1	12		22.53	22.55	22.59
5	1	24		22.59	22.58	22.53
5	12	0		21.51	21.50	21.54
5	12	7		21.54	21.60	21.62
5	12	13		21.54	21.61	21.62
5	25	0		21.52	21.55	21.48

LTE Band 17 Maximum Average Power [dBm]						
BW [MHz]	RB Size	RB Offset	Mod	Lowest	Middle	Highest
10	1	0	QPSK	**24.51**	24.47	24.37
10	1	25		24.40	24.46	24.46
10	1	49		24.50	24.49	24.40
10	25	0		23.60	23.56	23.56
10	25	12		23.59	23.57	23.56
10	25	25		23.57	23.56	23.54
10	50	0		23.58	23.57	23.57
10	1	0	16-QAM	23.72	23.81	23.70
10	1	25		23.68	23.72	23.73
10	1	49		23.76	23.77	23.69
10	25	0		22.57	22.57	22.54
10	25	12		22.61	22.59	22.58
10	25	25		22.59	22.59	22.56
10	50	0		22.61	22.57	22.58
10	1	0	64-QAM	22.69	22.75	22.61
10	1	25		22.67	22.70	22.71
10	1	49		22.73	22.79	22.63
10	25	0		21.58	21.58	21.56
10	25	12		21.60	21.59	21.60
10	25	25		21.62	21.58	21.60
10	50	0		21.60	21.61	21.61
5	1	0	QPSK	24.34	24.34	24.33
5	1	12		24.48	24.48	24.47
5	1	24		24.45	24.47	24.45
5	12	0		23.52	23.48	23.47
5	12	7		23.64	23.59	23.59
5	12	13		23.63	23.56	23.54
5	25	0		23.60	23.57	23.46
5	1	0	16-QAM	23.63	23.61	23.63
5	1	12		23.76	23.78	23.81
5	1	24		23.74	23.75	23.69
5	12	0		22.51	22.47	22.49
5	12	7		22.66	22.61	22.60
5	12	13		22.58	22.59	22.57
5	25	0		22.60	22.56	22.50
5	1	0	64-QAM	22.58	22.59	22.59
5	1	12		22.69	22.72	22.75
5	1	24		22.69	22.77	22.66
5	12	0		21.60	21.53	21.55
5	12	7		21.68	21.66	21.68
5	12	13		21.68	21.63	21.59
5	25	0		21.61	21.58	21.49

LTE Band 26 Maximum Average Power [dBm]						
BW [MHz]	RB Size	RB Offset	Mod	Lowest	Middle	Highest
15	1	0	QPSK	**24.50**	24.46	24.44
15	1	37		24.38	24.37	24.32
15	1	74		24.49	24.44	24.33
15	36	0		23.60	23.55	23.49
15	36	20		23.58	23.55	23.53
15	36	39		23.54	23.48	23.46
15	75	0		23.55	23.53	23.51
15	1	0	16-QAM	23.67	23.69	23.65
15	1	37		23.70	23.70	23.67
15	1	74		23.75	23.68	23.52
15	36	0		22.53	22.56	22.50
15	36	20		22.58	22.58	22.54
15	36	39		22.54	22.50	22.48
15	75	0		22.56	22.55	22.51
15	1	0	64-QAM	22.67	22.69	22.63
15	1	37		22.58	22.62	22.63
15	1	74		22.75	22.63	22.44
15	36	0		21.55	21.60	21.56
15	36	20		21.60	21.61	21.58
15	36	39		21.59	21.55	21.53
15	75	0		21.56	21.55	21.54
10	1	0	QPSK	24.32	24.28	24.40
10	1	25		24.32	24.32	24.27
10	1	49		24.41	24.23	24.26
10	25	0		23.40	23.39	23.38
10	25	12		23.44	23.43	23.40
10	25	25		23.43	23.41	23.38
10	50	0		23.43	23.42	23.38
10	1	0	16-QAM	23.53	23.54	23.61
10	1	25		23.59	23.60	23.55
10	1	49		23.64	23.48	23.47
10	25	0		22.40	22.43	22.37
10	25	12		22.44	22.46	22.41
10	25	25		22.42	22.42	22.39
10	50	0		22.42	22.42	22.38
10	1	0	64-QAM	22.51	22.56	22.59
10	1	25		22.55	22.56	22.51
10	1	49		22.63	22.48	22.42
10	25	0		21.40	21.45	21.40
10	25	12		21.45	21.46	21.45
10	25	25		21.42	21.42	21.39
10	50	0		21.42	21.43	21.38

LTE Band 26 Maximum Average Power [dBm]						
BW [MHz]	RB Size	RB Offset	Mod	Lowest	Middle	Highest
5	1	0	QPSK	24.22	24.21	24.18
5	1	12		24.30	24.30	24.25
5	1	24		24.34	24.28	24.22
5	12	0		23.33	23.36	23.29
5	12	7		23.42	23.44	23.35
5	12	13		23.39	23.38	23.36
5	25	0		23.43	23.36	23.29
5	1	0	16-QAM	23.44	23.51	23.49
5	1	12		23.58	23.60	23.53
5	1	24		23.60	23.55	23.40
5	12	0		22.34	22.37	22.34
5	12	7		22.46	22.47	22.40
5	12	13		22.44	22.44	22.35
5	25	0		22.40	22.37	22.29
5	1	0	64-QAM	22.41	22.50	22.46
5	1	12		22.56	22.54	22.45
5	1	24		22.53	22.47	22.38
5	12	0		21.39	21.43	21.37
5	12	7		21.52	21.53	21.42
5	12	13		21.49	21.49	21.38
5	25	0		21.41	21.35	21.31
3	1	0	QPSK	24.21	24.24	24.23
3	1	8		24.37	24.35	24.32
3	1	14		24.30	24.32	24.19
3	8	0		23.36	23.38	23.34
3	8	4		23.47	23.45	23.40
3	8	7		23.39	23.36	23.33
3	15	0		23.42	23.33	23.37
3	1	0	16-QAM	23.44	23.49	23.48
3	1	8		23.64	23.65	23.54
3	1	14		23.54	23.54	23.41
3	8	0		22.43	22.46	22.40
3	8	4		22.48	22.52	22.41
3	8	7		22.47	22.47	22.36
3	15	0		22.46	22.36	22.37
3	1	0	64-QAM	22.43	22.49	22.48
3	1	8		22.61	22.58	22.51
3	1	14		22.51	22.51	22.39
3	8	0		21.41	21.46	21.38
3	8	4		21.49	21.56	21.40
3	8	7		21.48	21.45	21.34
3	15	0		21.47	21.40	21.36

LTE Band 26 Maximum Average Power [dBm]						
BW [MHz]	RB Size	RB Offset	Mod	Lowest	Middle	Highest
1.4	1	0	QPSK	24.18	24.19	24.13
1.4	1	3		24.33	24.28	24.23
1.4	1	5		24.26	24.19	24.10
1.4	3	0		24.20	24.20	24.17
1.4	3	1		24.36	24.25	24.20
1.4	3	3		24.27	24.25	24.14
1.4	6	0		23.37	23.37	23.27
1.4	1	0	16-QAM	23.46	23.45	23.38
1.4	1	3		23.63	23.60	23.44
1.4	1	5		23.49	23.46	23.35
1.4	3	0		23.23	23.24	23.17
1.4	3	1		23.40	23.29	23.23
1.4	3	3		23.29	23.26	23.16
1.4	6	0		22.42	22.42	22.32
1.4	1	0	64-QAM	22.40	22.42	22.35
1.4	1	3		22.58	22.54	22.41
1.4	1	5		22.50	22.46	22.31
1.4	3	0		22.42	22.43	22.34
1.4	3	1		22.55	22.49	22.38
1.4	3	3		22.49	22.46	22.31
1.4	6	0		21.36	21.34	21.24

LTE Band 38 Maximum Average Power [dBm]						
BW [MHz]	RB Size	RB Offset	Mod	Lowest	Middle	Highest
20	1	0	QPSK	24.79	**24.84**	24.75
20	1	49		24.71	24.70	24.64
20	1	99		24.68	24.64	24.64
20	50	0		23.83	23.84	23.77
20	50	24		23.86	23.84	23.78
20	50	50		23.84	23.81	23.75
20	100	0		23.84	23.80	23.78
20	1	0	16-QAM	23.88	23.85	23.77
20	1	49		23.81	23.79	23.76
20	1	99		23.80	23.69	23.70
20	50	0		22.87	22.85	22.80
20	50	24		22.90	22.85	22.80
20	50	50		22.87	22.84	22.77
20	100	0		22.88	22.83	22.79
20	1	0	64-QAM	22.65	22.63	22.54
20	1	49		22.59	22.59	22.52
20	1	99		22.54	22.47	22.47
20	50	0		21.85	21.85	21.80
20	50	24		21.89	21.86	21.82
20	50	50		21.86	21.84	21.77
20	100	0		21.88	21.84	21.80
15	1	0	QPSK	24.81	24.81	24.74
15	1	37		24.75	24.71	24.65
15	1	74		24.82	24.75	24.70
15	36	0		23.89	23.86	23.82
15	36	20		23.92	23.89	23.82
15	36	39		23.85	23.82	23.81
15	75	0		23.90	23.90	23.84
15	1	0	16-QAM	23.96	23.87	23.86
15	1	37		23.86	23.89	23.83
15	1	74		23.90	23.83	23.77
15	36	0		22.87	22.85	22.79
15	36	20		22.91	22.88	22.82
15	36	39		22.84	22.82	22.79
15	75	0		22.93	22.92	22.85
15	1	0	64-QAM	22.69	22.64	22.63
15	1	37		22.65	22.65	22.57
15	1	74		22.62	22.59	22.53
15	36	0		21.89	21.88	21.81
15	36	20		21.93	21.91	21.86
15	36	39		21.88	21.85	21.82
15	75	0		21.93	21.92	21.85

LTE Band 38 Maximum Average Power [dBm]						
BW [MHz]	RB Size	RB Offset	Mod	Lowest	Middle	Highest
10	1	0	QPSK	24.56	24.57	24.49
10	1	25		24.60	24.61	24.59
10	1	49		24.58	24.53	24.51
10	25	0		23.66	23.65	23.63
10	25	12		23.70	23.70	23.67
10	25	25		23.68	23.68	23.65
10	50	0		23.71	23.72	23.70
10	1	0	16-QAM	23.64	23.65	23.66
10	1	25		23.64	23.68	23.63
10	1	49		23.62	23.63	23.62
10	25	0		22.69	22.72	22.67
10	25	12		22.73	22.75	22.70
10	25	25		22.73	22.71	22.68
10	50	0		22.70	22.75	22.72
10	1	0	64-QAM	22.32	22.41	22.40
10	1	25		22.42	22.44	22.41
10	1	49		22.31	22.41	22.38
10	25	0		21.72	21.73	21.70
10	25	12		21.77	21.78	21.72
10	25	25		21.74	21.75	21.72
10	50	0		21.70	21.76	21.71
5	1	0	QPSK	24.53	24.50	24.56
5	1	12		24.62	24.65	24.61
5	1	24		24.62	24.65	24.61
5	12	0		23.61	23.64	23.66
5	12	7		23.74	23.75	23.73
5	12	13		23.73	23.75	23.75
5	25	0		23.69	23.73	23.73
5	1	0	16-QAM	23.62	23.64	23.61
5	1	12		23.74	23.72	23.71
5	1	24		23.78	23.77	23.72
5	12	0		22.62	22.62	22.63
5	12	7		22.75	22.74	22.72
5	12	13		22.71	22.70	22.72
5	25	0		22.75	22.77	22.76
5	1	0	64-QAM	22.33	22.41	22.37
5	1	12		22.48	22.50	22.47
5	1	24		22.55	22.55	22.49
5	12	0		21.71	21.67	21.68
5	12	7		21.83	21.79	21.77
5	12	13		21.77	21.81	21.77
5	25	0		21.79	21.80	21.79

LTE Band 41 Maximum Average Power [dBm]						
BW [MHz]	RB Size	RB Offset	Mod	Lowest	Middle	Highest
20	1	0	QPSK	24.46	24.63	24.60
20	1	49		24.44	24.64	24.74
20	1	99		24.47	24.69	**24.92**
20	50	0		23.56	23.83	23.85
20	50	24		23.62	23.84	23.92
20	50	50		23.66	23.87	23.97
20	100	0		23.63	23.82	23.91
20	1	0	16-QAM	23.58	23.76	23.74
20	1	49		23.52	23.80	23.85
20	1	99		23.56	23.73	23.96
20	50	0		22.63	22.86	22.87
20	50	24		22.64	22.87	22.94
20	50	50		22.68	22.89	23.00
20	100	0		22.64	22.85	22.94
20	1	0	64-QAM	22.33	22.49	22.49
20	1	49		22.30	22.58	22.60
20	1	99		22.32	22.49	22.73
20	50	0		21.61	21.85	21.87
20	50	24		21.63	21.88	21.92
20	50	50		21.66	21.88	22.00
20	100	0		21.63	21.85	21.90
15	1	0	QPSK	24.49	24.74	24.72
15	1	37		24.50	24.78	24.84
15	1	74		24.52	24.75	24.91
15	36	0		23.61	23.87	23.88
15	36	20		23.67	23.91	23.97
15	36	39		23.69	23.88	24.00
15	75	0		23.65	23.88	23.99
15	1	0	16-QAM	23.60	23.84	23.84
15	1	37		23.63	23.86	23.95
15	1	74		23.62	23.83	23.96
15	36	0		22.61	22.84	22.89
15	36	20		22.64	22.89	22.94
15	36	39		22.66	22.87	23.00
15	75	0		22.73	22.90	22.98
15	1	0	64-QAM	22.38	22.35	22.21
15	1	37		22.38	22.51	22.45
15	1	74		22.40	22.53	22.41
15	36	0		21.63	21.79	21.68
15	36	20		21.67	21.85	21.80
15	36	39		21.70	21.81	21.77
15	75	0		21.70	21.81	21.74

LTE Band 41 Maximum Average Power [dBm]						
BW [MHz]	RB Size	RB Offset	Mod	Lowest	Middle	Highest
10	1	0	QPSK	24.39	24.64	24.65
10	1	25		24.35	24.61	24.71
10	1	49		24.40	24.62	24.67
10	25	0		23.49	23.75	23.84
10	25	12		23.52	23.76	23.85
10	25	25		23.49	23.71	23.80
10	50	0		23.54	23.75	23.83
10	1	0	16-QAM	23.53	23.71	23.78
10	1	25		23.47	23.69	23.83
10	1	49		23.49	23.63	23.70
10	25	0		22.55	22.77	22.87
10	25	12		22.55	22.79	22.87
10	25	25		22.52	22.74	22.83
10	50	0		22.56	22.77	22.85
10	1	0	64-QAM	22.24	22.46	22.19
10	1	25		22.24	22.47	22.45
10	1	49		22.16	22.38	22.31
10	25	0		21.59	21.79	21.66
10	25	12		21.59	21.81	21.77
10	25	25		21.56	21.78	21.72
10	50	0		21.54	21.77	21.66
5	1	0	QPSK	24.46	24.67	24.76
5	1	12		24.45	24.69	24.75
5	1	24		24.45	24.63	24.73
5	12	0		23.53	23.78	23.83
5	12	7		23.57	23.80	23.89
5	12	13		23.53	23.76	23.85
5	25	0		23.55	23.78	23.85
5	1	0	16-QAM	23.49	23.79	23.83
5	1	12		23.58	23.76	23.83
5	1	24		23.55	23.78	23.88
5	12	0		22.52	22.76	22.84
5	12	7		22.57	22.78	22.85
5	12	13		22.51	22.74	22.82
5	25	0		22.57	22.82	22.90
5	1	0	64-QAM	22.26	22.59	22.31
5	1	12		22.32	22.56	22.41
5	1	24		22.30	22.56	22.39
5	12	0		21.59	21.79	21.64
5	12	7		21.63	21.87	21.72
5	12	13		21.60	21.80	21.68
5	25	0		21.59	21.83	21.69

LTE Band 30 Maximum Average Power [dBm]						
BW [MHz]	RB Size	RB Offset	Mod	Lowest	Middle	Highest
10	1	0	QPSK	-	21.89	-
10	1	25			21.75	
10	1	49			21.79	
10	25	0			20.87	
10	25	12			20.80	
10	25	25			20.84	
10	50	0			20.82	
10	1	0	16-QAM		21.02	
10	1	25			21.13	
10	1	49			20.91	
10	25	0			19.87	
10	25	12			19.89	
10	25	25			19.92	
10	50	0			19.85	
10	1	0	64-QAM		20.08	
10	1	25			19.89	
10	1	49			20.08	
10	25	0			18.96	
10	25	12			19.01	
10	25	25			18.97	
10	50	0			18.82	
5	1	0	QPSK	21.70	21.66	21.79
5	1	12		21.80	21.67	21.85
5	1	24		21.83	21.82	21.72
5	12	0		20.86	20.91	20.79
5	12	7		20.86	20.83	20.90
5	12	13		20.80	20.96	20.97
5	25	0		20.92	20.80	20.95
5	1	0	16-QAM	21.05	21.02	20.95
5	1	12		21.15	21.03	20.95
5	1	24		21.04	21.07	21.04
5	12	0		19.97	19.99	19.91
5	12	7		19.88	20.01	19.99
5	12	13		19.87	19.96	20.02
5	25	0		19.82	19.95	19.79
5	1	0	64-QAM	19.98	20.05	19.90
5	1	12		20.01	20.04	19.92
5	1	24		19.93	19.93	20.07
5	12	0		18.95	19.03	18.87
5	12	7		18.88	19.08	19.03
5	12	13		19.06	18.95	19.00
5	25	0		19.04	18.97	18.83

LTE Band 66 Maximum Average Power [dBm]						
BW [MHz]	RB Size	RB Offset	Mod	Lowest	Middle	Highest
20	1	0	QPSK	24.78	24.78	**24.83**
20	1	49		24.65	24.70	24.66
20	1	99		24.72	24.69	24.61
20	50	0		23.93	23.93	23.96
20	50	24		23.90	23.86	23.87
20	50	50		23.84	23.83	23.80
20	100	0		23.88	23.86	23.88
20	1	0	16-QAM	23.99	24.00	23.98
20	1	49		23.97	23.98	23.93
20	1	99		23.95	23.96	23.87
20	50	0		22.98	22.95	22.94
20	50	24		22.94	22.90	22.88
20	50	50		22.87	22.84	22.82
20	100	0		22.90	22.87	22.89
20	1	0	64-QAM	22.98	22.91	22.98
20	1	49		22.91	22.93	22.94
20	1	99		22.93	22.96	22.86
20	50	0		21.96	21.98	21.96
20	50	24		21.93	21.96	21.92
20	50	50		21.86	21.89	21.85
20	100	0		21.93	21.94	21.90
15	1	0	QPSK	24.79	24.82	24.78
15	1	37		24.65	24.69	24.64
15	1	74		24.68	24.65	24.57
15	36	0		23.91	23.93	23.89
15	36	20		23.87	23.87	23.83
15	36	39		23.83	23.83	23.77
15	75	0		23.88	23.90	23.82
15	1	0	16-QAM	24.00	23.98	23.96
15	1	37		23.97	24.00	23.93
15	1	74		23.96	23.96	23.85
15	36	0		22.95	22.94	22.90
15	36	20		22.91	22.90	22.85
15	36	39		22.85	22.83	22.78
15	75	0		22.90	22.92	22.83
15	1	0	64-QAM	22.94	22.95	22.92
15	1	37		22.85	22.82	22.77
15	1	74		22.86	22.86	22.75
15	36	0		21.76	21.88	21.84
15	36	20		21.85	21.85	21.79
15	36	39		21.81	21.80	21.74
15	75	0		21.82	21.83	21.78

LTE Band 66 Maximum Average Power [dBm]						
BW [MHz]	RB Size	RB Offset	Mod	Lowest	Middle	Highest
10	1	0	QPSK	24.59	24.60	24.53
10	1	25		24.55	24.55	24.53
10	1	49		24.55	24.57	24.54
10	25	0		23.71	23.72	23.68
10	25	12		23.72	23.71	23.67
10	25	25		23.67	23.66	23.62
10	50	0		23.70	23.72	23.65
10	1	0	16-QAM	23.85	23.82	23.87
10	1	25		23.86	23.83	23.81
10	1	49		23.83	23.82	23.78
10	25	0		22.75	22.73	22.69
10	25	12		22.76	22.73	22.68
10	25	25		22.68	22.68	22.64
10	50	0		22.73	22.71	22.66
10	1	0	64-QAM	22.74	22.73	22.69
10	1	25		22.74	22.73	22.67
10	1	49		22.74	22.71	22.67
10	25	0		21.68	21.69	21.62
10	25	12		21.68	21.67	21.61
10	25	25		21.64	21.63	21.56
10	50	0		21.67	21.62	21.61
5	1	0	QPSK	24.47	24.53	24.50
5	1	12		24.59	24.61	24.56
5	1	24		24.63	24.63	24.62
5	12	0		23.66	23.68	23.63
5	12	7		23.74	23.73	23.70
5	12	13		23.72	23.74	23.70
5	25	0		23.69	23.66	23.66
5	1	0	16-QAM	23.81	23.77	23.74
5	1	12		23.86	23.89	23.84
5	1	24		23.94	23.90	23.87
5	12	0		22.68	22.69	22.65
5	12	7		22.77	22.75	22.73
5	12	13		22.76	22.75	22.73
5	25	0		22.71	22.69	22.69
5	1	0	64-QAM	22.67	22.66	22.64
5	1	12		22.74	22.74	22.73
5	1	24		22.77	22.78	22.72
5	12	0		21.64	21.64	21.61
5	12	7		21.76	21.76	21.68
5	12	13		21.73	21.72	21.69
5	25	0		21.68	21.57	21.60

LTE Band 66 Maximum Average Power [dBm]						
BW [MHz]	RB Size	RB Offset	Mod	Lowest	Middle	Highest
3	1	0	QPSK	24.50	24.54	24.48
3	1	8		24.62	24.64	24.59
3	1	14		24.55	24.57	24.52
3	8	0		23.69	23.67	23.60
3	8	4		23.74	23.76	23.71
3	8	7		23.72	23.70	23.66
3	15	0		23.71	23.65	23.68
3	1	0	16-QAM	23.76	23.78	23.71
3	1	8		23.95	23.91	23.90
3	1	14		23.87	23.84	23.79
3	8	0		22.77	22.74	22.66
3	8	4		22.82	22.81	22.78
3	8	7		22.80	22.78	22.74
3	15	0		22.76	22.70	22.68
3	1	0	64-QAM	22.63	22.65	22.62
3	1	8		22.80	22.80	22.74
3	1	14		22.74	22.72	22.69
3	8	0		21.67	21.63	21.59
3	8	4		21.72	21.74	21.69
3	8	7		21.66	21.70	21.64
3	15	0		21.62	21.58	21.60
1.4	1	0	QPSK	24.36	24.45	24.36
1.4	1	3		24.49	24.50	24.48
1.4	1	5		24.42	24.43	24.39
1.4	3	0		24.40	24.47	24.38
1.4	3	1		24.46	24.49	24.44
1.4	3	3		24.44	24.44	24.47
1.4	6	0		23.47	23.54	23.47
1.4	1	0	16-QAM	23.63	23.70	23.65
1.4	1	3		23.78	23.78	23.78
1.4	1	5		23.70	23.71	23.69
1.4	3	0		23.45	23.53	23.45
1.4	3	1		23.51	23.54	23.49
1.4	3	3		23.46	23.49	23.50
1.4	6	0		22.63	22.61	22.55
1.4	1	0	64-QAM	22.59	22.63	22.53
1.4	1	3		22.61	22.73	22.66
1.4	1	5		22.55	22.65	22.58
1.4	3	0		22.39	22.62	22.56
1.4	3	1		22.58	22.72	22.62
1.4	3	3		21.60	22.67	22.63
1.4	6	0		21.16	21.55	21.44

LTE Band 71 Maximum Average Power [dBm]						
BW [MHz]	RB Size	RB Offset	Mod	Lowest	Middle	Highest
20	1	0	QPSK	24.81	24.78	**24.82**
20	1	49		24.66	24.69	24.73
20	1	99		24.48	24.59	24.59
20	50	0		23.45	23.64	23.64
20	50	24		23.48	23.63	23.59
20	50	50		23.55	23.62	23.52
20	100	0		23.54	23.62	23.63
20	1	0	16-QAM	23.75	23.90	23.76
20	1	49		23.66	23.75	23.72
20	1	99		23.59	23.56	23.54
20	50	0		22.48	22.60	22.61
20	50	24		22.56	22.66	22.62
20	50	50		22.56	22.66	22.58
20	100	0		22.56	22.60	22.62
20	1	0	64-QAM	22.73	22.76	22.74
20	1	49		22.70	22.65	22.73
20	1	99		22.48	22.63	22.43
20	50	0		21.51	21.58	21.62
20	50	24		21.56	21.61	21.65
20	50	50		21.59	21.66	21.56
20	100	0		21.54	21.63	21.61
15	1	0	QPSK	24.55	24.52	24.54
15	1	37		24.32	24.32	24.49
15	1	74		24.30	24.41	24.36
15	36	0		23.53	23.59	23.60
15	36	20		23.50	23.60	23.60
15	36	39		23.50	23.66	23.59
15	75	0		23.51	23.59	23.58
15	1	0	16-QAM	23.83	23.79	23.71
15	1	37		23.59	23.82	23.69
15	1	74		23.54	23.71	23.56
15	36	0		22.53	22.64	22.64
15	36	20		22.58	22.61	22.63
15	36	39		22.54	22.67	22.60
15	75	0		22.57	22.62	22.59
15	1	0	64-QAM	22.83	22.89	22.72
15	1	37		22.56	22.68	22.55
15	1	74		22.56	22.72	22.51
15	36	0		21.56	21.67	21.65
15	36	20		21.60	21.65	21.66
15	36	39		21.57	21.71	21.59
15	75	0		21.54	21.63	21.56

LTE Band 71 Maximum Average Power [dBm]						
BW [MHz]	RB Size	RB Offset	Mod	Lowest	Middle	Highest
10	1	0	QPSK	24.36	24.50	24.42
10	1	25		24.28	24.30	24.32
10	1	49		24.15	24.33	24.15
10	25	0		23.34	23.47	23.39
10	25	12		23.38	23.46	23.42
10	25	25		23.37	23.42	23.39
10	50	0		23.37	23.45	23.43
10	1	0	16-QAM	23.65	23.71	23.63
10	1	25		23.53	23.63	23.64
10	1	49		23.40	23.66	23.34
10	25	0		22.38	22.55	22.47
10	25	12		22.41	22.51	22.47
10	25	25		22.35	22.46	22.43
10	50	0		22.40	22.49	22.45
10	1	0	64-QAM	22.57	22.65	22.70
10	1	25		22.48	22.57	22.60
10	1	49		22.41	22.50	22.40
10	25	0		21.39	21.50	21.48
10	25	12		21.43	21.47	21.44
10	25	25		21.37	21.43	21.45
10	50	0		21.42	21.49	21.45
5	1	0	QPSK	24.37	24.35	24.24
5	1	12		24.37	24.35	24.31
5	1	24		24.33	24.33	24.35
5	12	0		23.50	23.47	23.34
5	12	7		23.46	23.55	23.49
5	12	13		23.41	23.49	23.47
5	25	0		23.49	23.50	23.46
5	1	0	16-QAM	23.59	23.68	23.54
5	1	12		23.69	23.65	23.60
5	1	24		23.60	23.60	23.55
5	12	0		22.52	22.48	22.37
5	12	7		22.56	22.53	22.48
5	12	13		22.54	22.54	22.45
5	25	0		22.52	22.54	22.40
5	1	0	64-QAM	22.59	22.63	22.40
5	1	12		22.60	22.64	22.59
5	1	24		22.54	22.58	22.54
5	12	0		21.50	21.58	21.44
5	12	7		21.58	21.58	21.53
5	12	13		21.52	21.62	21.55
5	25	0		21.49	21.50	21.44

LTE Band 41_CA Maximum Average Power [dBm]								
BW [MHz]	PCC		SCC		Mod	Lowest	Middle	Highest
	RB Size	RB Offset	RB Size	RB Offset				
20+20	100	0	100	0	QPSK	20.50	20.49	20.37
20+20	1	0	1	99		11.46	11.41	11.47
20+20	1	99	1	0		23.41	23.41	23.52
20+20	100	0	100	0	16-QAM	19.90	19.88	20.01
20+20	1	0	1	99		11.85	11.86	11.79
20+20	1	99	1	0		22.86	22.85	22.79
20+20	100	0	100	0	64-QAM	19.53	19.59	19.42
20+20	1	0	1	99		11.64	11.61	11.64
20+20	1	99	1	0		22.60	22.40	22.52
20+15	100	0	75	0	QPSK	20.56	20.66	20.58
20+15	1	0	1	74		11.32	11.42	11.38
20+15	1	99	1	0		23.50	23.42	23.40
20+15	100	0	75	0	16-QAM	20.15	20.16	20.10
20+15	1	0	1	74		11.56	11.53	11.68
20+15	1	99	1	0		22.60	22.49	22.57
20+15	100	0	75	0	64-QAM	19.70	19.68	19.65
20+15	1	0	1	74		11.37	11.31	11.35
20+15	1	99	1	0		22.23	22.15	22.21
15+20	75	0	100	0	QPSK	20.66	20.65	20.56
15+20	1	0	1	99		11.39	11.39	11.41
15+20	1	74	1	0		23.49	23.51	23.50
15+20	75	0	100	0	16-QAM	20.12	20.21	20.09
15+20	1	0	1	99		11.51	11.58	11.77
15+20	1	74	1	0		22.62	22.45	22.50
15+20	75	0	100	0	64-QAM	19.67	19.74	19.70
15+20	1	0	1	99		11.46	11.40	11.30
15+20	1	74	1	0		22.32	22.15	22.23

LTE Band 41_CA Maximum Average Power [dBm]								
BW [MHz]	PCC		SCC		Mod	Lowest	Middle	Highest
	RB Size	RB Offset	RB Size	RB Offset				
20+10	100	0	50	0	QPSK	20.61	20.58	20.57
20+10	1	0	1	49		11.35	11.41	11.40
20+10	1	99	1	0		23.43	23.39	23.40
20+10	100	0	50	0	16-QAM	20.07	20.23	20.17
20+10	1	0	1	49		11.46	11.52	11.58
20+10	1	99	1	0		22.59	22.51	22.65
20+10	100	0	50	0	64-QAM	19.60	19.61	19.62
20+10	1	0	1	49		11.41	11.27	11.35
20+10	1	99	1	0		22.26	22.15	22.14
10+20	50	0	100	0	QPSK	20.62	20.57	20.55
10+20	1	0	1	99		11.41	11.43	11.44
10+20	1	49	1	0		23.54	23.46	23.49
10+20	50	0	100	0	16-QAM	20.11	20.23	20.02
10+20	1	0	1	99		11.61	11.63	11.59
10+20	1	49	1	0		22.65	22.40	22.56
10+20	50	0	100	0	64-QAM	19.69	19.72	19.60
10+20	1	0	1	99		11.45	11.25	11.35
10+20	1	49	1	0		22.16	22.21	22.21
20+5	100	0	25	0	QPSK	20.63	20.67	20.68
20+5	1	0	1	24		11.39	11.37	11.40
20+5	1	99	1	0		**23.57**	23.38	23.45
20+5	100	0	25	0	16-QAM	20.18	20.26	20.06
20+5	1	0	1	24		11.65	11.54	11.61
20+5	1	99	1	0		22.61	22.54	22.52
20+5	100	0	25	0	64-QAM	19.77	19.68	19.67
20+5	1	0	1	24		11.41	11.39	11.33
20+5	1	99	1	0		22.23	22.07	22.28
5+20	25	0	100	0	QPSK	20.64	20.66	20.62
5+20	1	0	1	99		11.41	11.35	11.30
5+20	1	24	1	0		23.52	23.47	23.43
5+20	25	0	100	0	16-QAM	20.13	20.15	20.19
5+20	1	0	1	99		11.55	11.63	11.69
5+20	1	24	1	0		22.65	22.50	22.54
5+20	25	0	100	0	64-QAM	19.72	19.74	19.58
5+20	1	0	1	99		11.31	11.34	11.42
5+20	1	24	1	0		22.33	22.08	22.22

LTE Band 41_CA Maximum Average Power [dBm]								
BW [MHz]	PCC		SCC		Mod	Lowest	Middle	Highest
	RB Size	RB Offset	RB Size	RB Offset				
15+10	75	0	50	0	QPSK	20.48	20.71	20.54
15+10	1	0	1	49		11.36	11.52	11.29
15+10	1	74	1	0		23.42	23.35	23.38
15+10	75	0	50	0	16-QAM	20.06	20.16	20.18
15+10	1	0	1	49		11.47	11.59	11.75
15+10	1	74	1	0		22.70	22.49	22.65
15+10	75	0	50	0	64-QAM	19.77	19.68	19.59
15+10	1	0	1	49		11.39	11.25	11.38
15+10	1	74	1	0		22.33	22.24	22.14
10+15	50	0	75	0	QPSK	20.66	20.71	20.57
10+15	1	0	1	74		11.23	11.37	11.36
10+15	1	49	1	0		23.49	23.39	23.32
10+15	50	0	75	0	16-QAM	20.13	20.11	20.20
10+15	1	0	1	74		11.59	11.46	11.70
10+15	1	49	1	0		22.52	22.39	22.56
10+15	50	0	75	0	64-QAM	19.69	19.74	19.57
10+15	1	0	1	74		11.47	11.26	11.43
10+15	1	49	1	0		22.32	22.16	22.31
15+15	75	0	75	0	QPSK	20.55	20.61	20.65
15+15	1	0	1	74		11.27	11.50	11.41
15+15	1	74	1	0		23.45	23.47	23.41
15+15	75	0	75	0	16-QAM	20.05	20.26	20.09
15+15	1	0	1	74		11.47	11.62	11.66
15+15	1	74	1	0		22.56	22.40	22.49
15+15	75	0	75	0	64-QAM	19.72	19.71	19.65
15+15	1	0	1	74		11.31	11.24	11.36
15+15	1	74	1	0		22.31	22.23	22.20

<For HPUE>

LTE Band 41 Maximum Average Power [dBm]						
BW [MHz]	RB Size	RB Offset	Mod	Lowest	Middle	Highest
20	1	0	QPSK	26.06	25.81	26.29
20	1	49		26.12	25.74	26.20
20	1	99		**26.45**	25.69	25.98
20	50	0		25.14	25.02	25.43
20	50	24		25.31	24.99	25.40
20	50	50		25.44	24.93	25.24
20	100	0		25.29	24.98	25.31
20	1	0	16-QAM	25.32	25.07	25.53
20	1	49		25.38	25.02	25.46
20	1	99		25.75	24.96	25.25
20	50	0		24.16	24.06	24.46
20	50	24		24.33	24.04	24.45
20	50	50		24.47	23.98	24.29
20	100	0		24.32	24.02	24.36
20	1	0	64-QAM	23.22	23.01	23.51
20	1	49		23.29	23.05	23.44
20	1	99		23.72	23.02	23.23
20	50	0		22.12	22.07	22.50
20	50	24		22.32	22.06	22.50
20	50	50		22.46	22.00	22.35
20	100	0		22.32	22.06	22.43
15	1	0	QPSK	26.18	25.76	25.70
15	1	37		26.19	25.88	25.89
15	1	74		26.33	25.87	25.80
15	36	0		25.20	25.03	25.00
15	36	20		25.32	25.07	25.08
15	36	39		25.33	25.01	25.02
15	75	0		25.26	25.01	25.01
15	1	0	16-QAM	25.38	24.97	24.88
15	1	37		25.39	25.09	25.08
15	1	74		25.54	25.08	25.00
15	36	0		24.18	24.02	23.97
15	36	20		24.30	24.07	24.07
15	36	39		24.32	24.02	24.02
15	75	0		24.29	24.05	24.04
15	1	0	64-QAM	23.28	23.01	23.08
15	1	37		23.30	23.04	23.04
15	1	74		23.47	23.04	23.02
15	36	0		22.20	22.06	22.02
15	36	20		22.33	22.12	22.13
15	36	39		22.34	22.08	22.09
15	75	0		22.28	22.08	22.07

LTE Band 41 Maximum Average Power [dBm]						
BW [MHz]	RB Size	RB Offset	Mod	Lowest	Middle	Highest
10	1	0	QPSK	26.11	25.81	25.62
10	1	25		26.18	25.89	25.85
10	1	49		26.25	25.83	25.71
10	25	0		25.20	25.04	24.95
10	25	12		25.34	25.12	25.03
10	25	25		25.34	25.04	24.96
10	50	0		25.23	25.06	24.94
10	1	0	16-QAM	25.38	25.10	24.88
10	1	25		25.44	25.16	25.11
10	1	49		25.52	25.10	24.96
10	25	0		24.24	24.10	23.99
10	25	12		24.39	24.18	24.07
10	25	25		24.38	24.10	24.01
10	50	0		24.27	24.10	23.98
10	1	0	64-QAM	23.28	23.02	23.01
10	1	25		23.35	23.11	23.05
10	1	49		23.46	23.05	23.01
10	25	0		22.27	22.16	22.04
10	25	12		22.43	22.25	22.14
10	25	25		22.43	22.17	22.09
10	50	0		22.27	22.14	22.01
5	1	0	QPSK	26.08	25.89	25.69
5	1	12		26.14	25.89	25.74
5	1	24		26.17	25.84	25.67
5	12	0		25.22	25.08	24.89
5	12	7		25.33	25.14	24.94
5	12	13		25.33	25.06	24.90
5	25	0		25.24	25.06	24.85
5	1	0	16-QAM	25.31	25.12	24.91
5	1	12		25.39	25.15	24.99
5	1	24		25.44	25.11	24.94
5	12	0		24.24	24.11	23.91
5	12	7		24.35	24.18	23.97
5	12	13		24.35	24.09	23.92
5	25	0		24.30	24.13	23.92
5	1	0	64-QAM	23.22	23.07	23.05
5	1	12		23.30	23.10	23.14
5	1	24		23.37	23.09	23.11
5	12	0		22.25	22.16	22.15
5	12	7		22.37	22.23	22.22
5	12	13		22.38	22.14	22.18
5	25	0		22.32	22.19	22.18

<For HPUE>

LTE Band 41_CA Maximum Average Power [dBm]								
BW [MHz]	PCC		SCC		Mod	Lowest	Middle	Highest
	RB Size	RB Offset	RB Size	RB Offset				
20+20	100	0	100	0	QPSK	22.45	22.43	22.46
20+20	1	0	1	99		13.45	13.39	13.39
20+20	1	99	1	0		25.46	25.48	25.52
20+20	100	0	100	0	16-QAM	21.98	21.94	22.06
20+20	1	0	1	99		13.85	13.82	13.82
20+20	1	99	1	0		24.90	24.78	24.76
20+20	100	0	100	0	64-QAM	21.54	21.54	21.48
20+20	1	0	1	99		13.68	13.64	13.64
20+20	1	99	1	0		24.50	24.45	24.61
20+15	100	0	75	0	QPSK	22.54	22.65	22.61
20+15	1	0	1	74		13.31	13.52	13.45
20+15	1	99	1	0		**25.60**	25.46	25.42
20+15	100	0	75	0	16-QAM	22.06	22.09	22.06
20+15	1	0	1	74		13.65	13.56	13.63
20+15	1	99	1	0		24.58	24.58	24.52
20+15	100	0	75	0	64-QAM	21.64	21.74	21.65
20+15	1	0	1	74		13.46	13.32	13.42
20+15	1	99	1	0		24.33	24.12	24.25
15+20	75	0	100	0	QPSK	22.51	22.68	22.55
15+20	1	0	1	99		13.24	13.49	13.34
15+20	1	74	1	0		**25.60**	25.42	25.31
15+20	75	0	100	0	16-QAM	22.10	22.22	22.18
15+20	1	0	1	99		13.47	13.51	13.67
15+20	1	74	1	0		24.62	24.48	24.52
15+20	75	0	100	0	64-QAM	21.69	21.70	21.56
15+20	1	0	1	99		13.40	13.30	13.43
15+20	1	74	1	0		24.14	24.14	24.25

LTE Band 41_CA Maximum Average Power [dBm]								
BW [MHz]	PCC		SCC		Mod	Lowest	Middle	Highest
	RB Size	RB Offset	RB Size	RB Offset				
20+10	100	0	50	0	QPSK	22.66	22.72	22.62
20+10	1	0	1	49		13.26	13.37	13.40
20+10	1	99	1	0		25.40	25.47	25.50
20+10	100	0	50	0	16-QAM	22.05	22.25	22.06
20+10	1	0	1	49		13.65	13.48	13.70
20+10	1	99	1	0		24.69	24.51	24.54
20+10	100	0	50	0	64-QAM	21.66	21.77	21.57
20+10	1	0	1	49		13.47	13.30	13.45
20+10	1	99	1	0		24.15	24.25	24.25
10+20	50	0	100	0	QPSK	22.49	22.64	22.60
10+20	1	0	1	99		13.22	13.44	13.39
10+20	1	49	1	0		25.45	25.52	25.39
10+20	50	0	100	0	16-QAM	22.06	22.14	22.17
10+20	1	0	1	99		13.63	13.56	13.64
10+20	1	49	1	0		24.66	24.45	24.60
10+20	50	0	100	0	64-QAM	21.75	21.74	21.66
10+20	1	0	1	99		13.41	13.40	13.44
10+20	1	49	1	0		24.15	24.06	24.13
20+5	100	0	25	0	QPSK	22.65	22.65	22.53
20+5	1	0	1	24		13.27	13.32	13.41
20+5	1	99	1	0		25.48	25.39	25.44
20+5	100	0	25	0	16-QAM	22.22	22.24	22.10
20+5	1	0	1	24		13.46	13.60	13.62
20+5	1	99	1	0		24.57	24.48	24.62
20+5	100	0	25	0	64-QAM	21.71	21.64	21.59
20+5	1	0	1	24		13.34	13.29	13.43
20+5	1	99	1	0		24.30	24.17	24.16
5+20	25	0	100	0	QPSK	22.58	22.60	22.68
5+20	1	0	1	99		13.27	13.34	13.31
5+20	1	24	1	0		25.42	25.46	25.42
5+20	25	0	100	0	16-QAM	22.14	22.21	22.00
5+20	1	0	1	99		13.52	13.48	13.66
5+20	1	24	1	0		24.66	24.59	24.66
5+20	25	0	100	0	64-QAM	21.70	21.70	21.74
5+20	1	0	1	99		13.47	13.28	13.40
5+20	1	24	1	0		24.26	24.11	24.30

LTE Band 41_CA Maximum Average Power [dBm]								
BW [MHz]	PCC		SCC		Mod	Lowest	Middle	Highest
	RB Size	RB Offset	RB Size	RB Offset				
15+10	75	0	50	0	QPSK	22.63	22.62	22.66
15+10	1	0	1	49		13.27	13.45	13.37
15+10	1	74	1	0		25.49	25.33	25.42
15+10	75	0	50	0	16-QAM	22.15	22.09	22.07
15+10	1	0	1	49		13.62	13.43	13.65
15+10	1	74	1	0		24.63	24.51	24.63
15+10	75	0	50	0	64-QAM	21.65	21.76	21.61
15+10	1	0	1	49		13.33	13.33	13.38
15+10	1	74	1	0		24.26	24.13	24.23
10+15	50	0	75	0	QPSK	22.50	22.62	22.68
10+15	1	0	1	74		13.27	13.46	13.39
10+15	1	49	1	0		25.50	25.51	25.32
10+15	50	0	75	0	16-QAM	22.22	22.08	22.09
10+15	1	0	1	74		13.56	13.62	13.75
10+15	1	49	1	0		24.63	24.42	24.55
10+15	50	0	75	0	64-QAM	21.67	21.76	21.60
10+15	1	0	1	74		13.30	13.34	13.31
10+15	1	49	1	0		24.29	24.13	24.11
15+15	75	0	75	0	QPSK	22.47	22.63	22.62
15+15	1	0	1	74		13.28	13.34	13.48
15+15	1	74	1	0		25.59	25.32	25.50
15+15	75	0	75	0	16-QAM	22.05	22.22	22.09
15+15	1	0	1	74		13.63	13.53	13.59
15+15	1	74	1	0		24.60	24.46	24.57
15+15	75	0	75	0	64-QAM	21.65	21.66	21.75
15+15	1	0	1	74		13.31	13.41	13.25
15+15	1	74	1	0		24.22	24.06	24.25

LTE Band 5_CA Maximum Average Power [dBm]								
BW [MHz]	PCC		SCC		Mod	Lowest	Middle	Highest
	RB Size	RB Offset	RB Size	RB Offset				
10+10	50	0	50	0	QPSK	24.04	24.12	24.01
10+10	1	0	1	49		14.03	14.08	14.00
10+10	1	49	1	0		24.45	24.35	24.44
10+10	50	0	50	0	16-QAM	23.03	23.07	23.10
10+10	1	0	1	49		14.18	14.24	14.52
10+10	1	49	1	0		23.87	23.78	23.92
10+10	50	0	50	0	64-QAM	23.04	22.96	23.06
10+10	1	0	1	49		13.95	14.20	14.88
10+10	1	49	1	0		23.09	23.09	23.05
10+5	50	0	25	0	QPSK	23.98	24.17	23.96
10+5	1	0	1	24		14.02	14.11	14.10
10+5	1	49	1	0		24.39	24.38	**24.54**
10+5	50	0	25	0	16-QAM	23.01	23.14	23.01
10+5	1	0	1	24		14.26	14.31	14.53
10+5	1	49	1	0		23.83	23.87	24.00
10+5	50	0	25	0	64-QAM	23.14	22.91	23.16
10+5	1	0	1	24		13.92	14.24	14.78
10+5	1	49	1	0		23.08	23.06	22.98
5+10	25	0	50	0	QPSK	24.13	24.05	23.94
5+10	1	0	1	49		14.13	13.98	13.90
5+10	1	24	1	0		24.35	24.28	24.40
5+10	25	0	50	0	16-QAM	23.13	23.09	23.16
5+10	1	0	1	49		14.26	14.17	14.44
5+10	1	24	1	0		23.91	23.74	23.94
5+10	25	0	50	0	64-QAM	23.13	22.99	23.15
5+10	1	0	1	49		13.86	14.26	14.87
5+10	1	24	1	0		23.04	23.04	23.07

LTE Band 5_CA Maximum Average Power [dBm]								
BW [MHz]	PCC		SCC		Mod	Lowest	Middle	Highest
	RB Size	RB Offset	RB Size	RB Offset				
5+3	25	0	15	0	QPSK	24.05	24.22	23.98
5+3	1	0	1	14		14.02	14.09	14.07
5+3	1	24	1	0		24.53	24.44	24.45
5+3	25	0	15	0	16-QAM	23.11	23.02	23.19
5+3	1	0	1	14		14.09	14.24	14.42
5+3	1	24	1	0		23.93	23.88	23.88
5+3	25	0	15	0	64-QAM	23.14	22.87	23.06
5+3	1	0	1	14		14.05	14.19	14.98
5+3	1	24	1	0		23.00	22.99	23.09
3+5	15	0	25	0	QPSK	24.02	24.11	24.08
3+5	1	0	1	24		14.09	14.01	14.03
3+5	1	14	1	0		24.38	24.42	24.34
3+5	15	0	25	0	16-QAM	23.02	23.14	23.07
3+5	1	0	1	24		14.17	14.31	14.58
3+5	1	14	1	0		23.82	23.75	23.96
3+5	15	0	25	0	64-QAM	23.02	22.95	23.09
3+5	1	0	1	24		13.96	14.25	14.96
3+5	1	14	1	0		23.12	23.11	23.12

LTE Band 66B_CA Maximum Average Power [dBm]								
BW [MHz]	PCC		SCC		Mod	Lowest	Middle	Highest
	RB Size	RB Offset	RB Size	RB Offset				
10+10	50	0	50	0	QPSK	23.42	23.42	23.36
10+10	1	0	1	49		11.23	11.19	11.16
10+10	1	49	1	0		24.42	24.36	24.38
10+10	50	0	50	0	16-QAM	22.37	22.47	22.41
10+10	1	0	1	49		11.55	11.56	11.57
10+10	1	49	1	0		23.91	23.82	23.97
10+10	50	0	50	0	64-QAM	21.40	21.47	21.33
10+10	1	0	1	49		11.52	11.50	11.61
10+10	1	49	1	0		22.01	21.92	22.02
15+5	75	0	25	0	QPSK	23.42	23.40	23.44
15+5	1	0	1	24		11.23	11.17	11.23
15+5	1	74	1	0		24.42	24.43	24.44
15+5	75	0	25	0	16-QAM	22.37	22.39	22.38
15+5	1	0	1	24		11.55	11.55	11.64
15+5	1	74	1	0		23.91	23.84	23.92
15+5	75	0	25	0	64-QAM	21.40	21.40	21.43
15+5	1	0	1	24		11.52	11.43	11.60
15+5	1	74	1	0		22.01	21.92	21.92
5+15	25	0	75	0	QPSK	23.37	23.30	23.35
5+15	1	0	1	74		11.15	11.26	11.19
5+15	1	24	1	0		24.43	**24.52**	24.43
5+15	25	0	75	0	16-QAM	22.27	22.44	22.37
5+15	1	0	1	74		11.57	11.46	11.63
5+15	1	24	1	0		23.84	23.87	23.96
5+15	25	0	75	0	64-QAM	21.38	21.45	21.34
5+15	1	0	1	74		11.48	11.52	11.60
5+15	1	24	1	0		22.01	21.88	21.92

LTE Band 66B_CA Maximum Average Power [dBm]								
BW [MHz]	PCC		SCC		Mod	Lowest	Middle	Highest
	RB Size	RB Offset	RB Size	RB Offset				
10+5	50	0	25	0	QPSK	23.35	23.38	23.37
10+5	1	0	1	24		11.23	11.27	11.31
10+5	1	49	1	0		24.35	24.43	24.49
10+5	50	0	25	0	16-QAM	22.28	22.29	22.31
10+5	1	0	1	24		11.62	11.52	11.62
10+5	1	49	1	0		23.83	23.87	23.88
10+5	50	0	25	0	64-QAM	21.32	21.34	21.41
10+5	1	0	1	24		11.47	11.33	11.54
10+5	1	49	1	0		21.97	21.91	21.90
5+10	25	0	50	0	QPSK	23.34	23.46	23.34
5+10	1	0	1	49		11.29	11.15	11.30
5+10	1	24	1	0		24.38	**24.52**	24.47
5+10	25	0	50	0	16-QAM	22.46	22.33	22.32
5+10	1	0	1	49		11.57	11.64	11.70
5+10	1	24	1	0		23.98	23.75	23.85
5+10	25	0	50	0	64-QAM	21.41	21.49	21.52
5+10	1	0	1	49		11.50	11.37	11.59
5+10	1	24	1	0		22.08	22.00	21.85
5+5	25	0	25	0	QPSK	23.43	23.33	23.35
5+5	1	0	1	24		11.31	11.23	11.30
5+5	1	24	1	0		24.32	24.33	24.49
5+5	25	0	25	0	16-QAM	22.33	22.45	22.28
5+5	1	0	1	24		11.62	11.55	11.74
5+5	1	24	1	0		23.94	23.84	23.87
5+5	25	0	25	0	64-QAM	21.49	21.47	21.40
5+5	1	0	1	24		11.55	11.42	11.55
5+5	1	24	1	0		22.07	21.98	21.92

LTE Band 66C_CA Maximum Average Power [dBm]								
BW [MHz]	PCC		SCC		Mod	Lowest	Middle	Highest
	RB Size	RB Offset	RB Size	RB Offset				
20+20	100	0	100	0	QPSK	21.58	21.48	21.49
20+20	1	0	1	99		11.79	11.76	11.77
20+20	1	99	1	0		**23.88**	23.82	23.81
20+20	100	0	100	0	16-QAM	20.74	20.75	20.64
20+20	1	0	1	99		12.33	12.30	12.30
20+20	1	99	1	0		23.20	23.12	23.26
20+20	100	0	100	0	64-QAM	19.83	19.77	19.78
20+20	1	0	1	99		12.12	12.10	12.08
20+20	1	99	1	0		23.07	23.09	23.07
20+15	100	0	75	0	QPSK	21.76	21.78	21.70
20+15	1	0	1	74		11.80	11.72	11.89
20+15	1	74	1	0		23.65	23.66	23.60
20+15	100	0	75	0	16-QAM	20.82	20.88	20.88
20+15	1	0	1	74		12.26	12.33	12.35
20+15	1	74	1	0		23.18	23.12	23.19
20+15	100	0	75	0	64-QAM	19.87	19.78	19.79
20+15	1	0	1	74		12.27	12.31	12.33
20+15	1	74	1	0		22.89	22.94	22.83
15+20	75	0	100	0	QPSK	21.77	21.77	21.65
15+20	1	0	1	99		11.78	11.79	11.96
15+20	1	74	1	0		23.57	23.73	23.55
15+20	75	0	100	0	16-QAM	20.76	20.91	20.93
15+20	1	0	1	99		12.16	12.32	12.27
15+20	1	74	1	0		23.22	23.12	23.25
15+20	75	0	100	0	64-QAM	19.86	19.68	19.81
15+20	1	0	1	99		12.35	12.28	12.33
15+20	1	74	1	0		22.93	23.00	22.78

LTE Band 66C_CA Maximum Average Power [dBm]								
BW [MHz]	PCC		SCC		Mod	Lowest	Middle	Highest
	RB Size	RB Offset	RB Size	RB Offset				
20+10	100	0	50	0	QPSK	21.66	21.71	21.74
20+10	1	0	1	49		11.73	11.66	11.79
20+10	1	99	1	0		23.75	23.60	23.61
20+10	100	0	50	0	16-QAM	20.84	20.98	20.90
20+10	1	0	1	49		12.22	12.29	12.38
20+10	1	99	1	0		23.19	23.03	23.15
20+10	100	0	50	0	64-QAM	19.84	19.82	19.71
20+10	1	0	1	49		12.17	12.21	12.29
20+10	1	99	1	0		22.94	22.99	22.89
10+20	50	0	100	0	QPSK	21.82	21.68	21.79
10+20	1	0	1	99		11.87	11.81	11.91
10+20	1	49	1	0		23.69	23.64	23.55
10+20	50	0	100	0	16-QAM	20.83	20.94	20.80
10+20	1	0	1	99		12.23	12.42	12.45
10+20	1	49	1	0		23.22	23.16	23.14
10+20	50	0	100	0	64-QAM	19.85	19.70	19.83
10+20	1	0	1	99		12.20	12.40	12.33
10+20	1	49	1	0		22.84	23.03	22.73
20+5	100	0	25	0	QPSK	21.84	21.74	21.73
20+5	1	0	1	24		11.89	11.72	11.88
20+5	1	99	1	0		23.60	23.66	23.66
20+5	100	0	25	0	16-QAM	20.83	20.89	20.97
20+5	1	0	1	24		12.26	12.26	12.39
20+5	1	99	1	0		23.08	23.17	23.10
20+5	100	0	25	0	64-QAM	19.95	19.73	19.82
20+5	1	0	1	24		12.30	12.27	12.35
20+5	1	99	1	0		22.82	23.01	22.81
5+20	25	0	100	0	QPSK	21.68	21.87	21.67
5+20	1	0	1	99		11.90	11.65	11.80
5+20	1	24	1	0		23.71	23.68	23.52
5+20	25	0	100	0	16-QAM	20.75	20.96	20.95
5+20	1	0	1	99		12.30	12.40	12.34
5+20	1	24	1	0		23.13	23.08	23.17
5+20	25	0	100	0	64-QAM	19.93	19.68	19.82
5+20	1	0	1	99		12.31	12.34	12.40
5+20	1	24	1	0		22.95	22.96	22.73

LTE Band 66C_CA Maximum Average Power [dBm]								
BW [MHz]	PCC		SCC		Mod	Lowest	Middle	Highest
	RB Size	RB Offset	RB Size	RB Offset				
15+10	75	0	50	0	QPSK	21.75	21.86	21.60
15+10	1	0	1	49		11.70	11.67	11.86
15+10	1	74	1	0		23.57	23.72	23.59
15+10	75	0	50	0	16-QAM	20.88	20.83	20.84
15+10	1	0	1	49		12.28	12.38	12.26
15+10	1	74	1	0		23.17	23.09	23.25
15+10	75	0	50	0	64-QAM	19.86	19.71	19.84
15+10	1	0	1	49		12.19	12.29	12.32
15+10	1	74	1	0		22.96	23.03	22.87
10+15	50	0	75	0	QPSK	21.79	21.79	21.63
10+15	1	0	1	74		11.70	11.70	11.81
10+15	1	49	1	0		23.62	23.74	23.65
10+15	50	0	75	0	16-QAM	20.91	20.82	20.85
10+15	1	0	1	74		12.18	12.36	12.27
10+15	1	49	1	0		23.21	23.18	23.14
10+15	50	0	75	0	64-QAM	19.95	19.71	19.79
10+15	1	0	1	74		12.27	12.34	12.30
10+15	1	49	1	0		22.79	23.04	22.80
15+15	75	0	75	0	QPSK	21.84	21.76	21.60
15+15	1	0	1	74		11.71	11.75	11.80
15+15	1	74	1	0		23.57	23.64	23.69
15+15	75	0	75	0	16-QAM	20.87	20.82	20.84
15+15	1	0	1	74		12.24	12.26	12.34
15+15	1	74	1	0		23.08	23.06	23.25
15+15	75	0	75	0	64-QAM	19.83	19.84	19.87
15+15	1	0	1	74		12.31	12.41	12.31
15+15	1	74	1	0		22.80	22.84	22.80

LTE Band 5

26dB Bandwidth

Mode	LTE Band 5 : 26dB BW(MHz)		
QPSK			
BW	3MHz+5MHz	5MHz+3MHz	5MHz+10MHz
Lowest CH	8.09	8.17	14.56
Middle CH	8.14	8.18	14.54
Highest CH	8.17	8.17	14.56
BW	10MHz+5MHz	10MHz+10MHz	
Lowest CH	14.56	19.54	
Middle CH	14.69	19.58	
Highest CH	14.65	19.58	

Mode	LTE Band 5 : 26dB BW(MHz)		
16QAM			
BW	3MHz+5MHz	5MHz+3MHz	5MHz+10MHz
Lowest CH	8.18	8.15	14.51
Middle CH	8.07	8.14	14.51
Highest CH	8.09	8.15	14.51
BW	10MHz+5MHz	10MHz+10MHz	
Lowest CH	14.71	19.54	
Middle CH	14.60	19.62	
Highest CH	14.65	19.58	

Mode	LTE Band 5 : 26dB BW(MHz)		
64QAM			
BW	3MHz+5MHz	5MHz+3MHz	5MHz+10MHz
Lowest CH	8.09	8.15	14.54
Middle CH	8.09	8.14	14.51
Highest CH	8.12	8.12	14.54
BW	10MHz+5MHz	10MHz+10MHz	
Lowest CH	14.69	19.70	
Middle CH	14.60	19.62	
Highest CH	14.80	19.62	

LTE Band 5

QPSK

Lowest Channel / 3MHz+5MHz

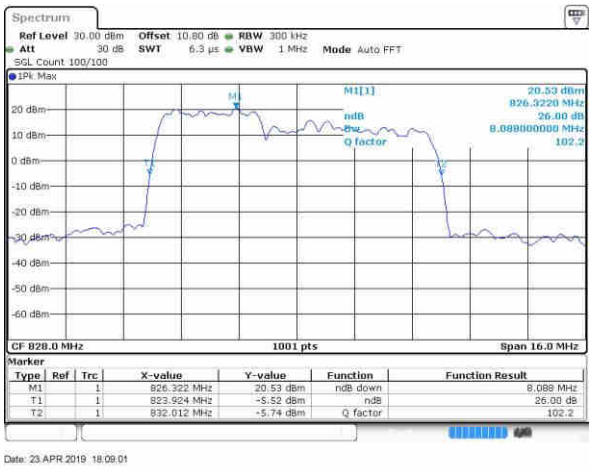

Lowest Channel / 5MHz+3MHz

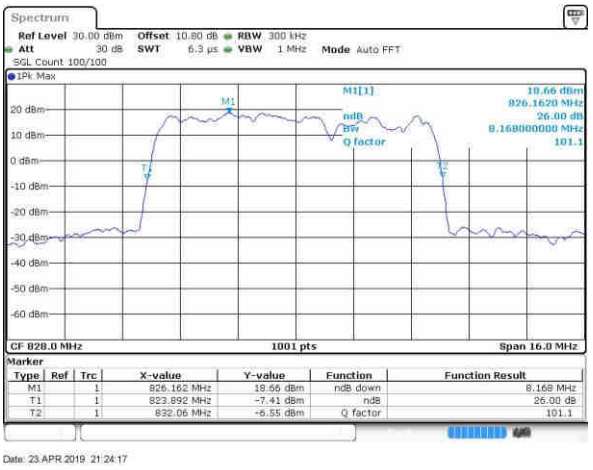

Middle Channel / 3MHz+5MHz

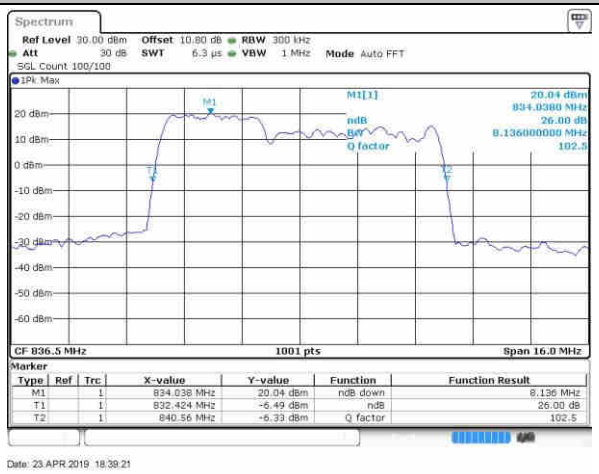

Middle Channel / 5MHz+3MHz

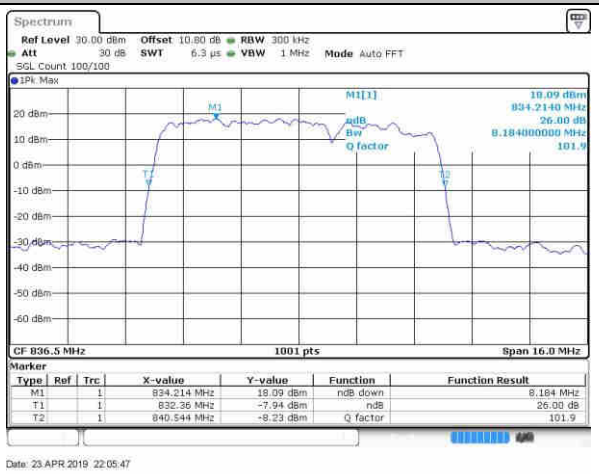

Highest Channel / 3MHz+5MHz

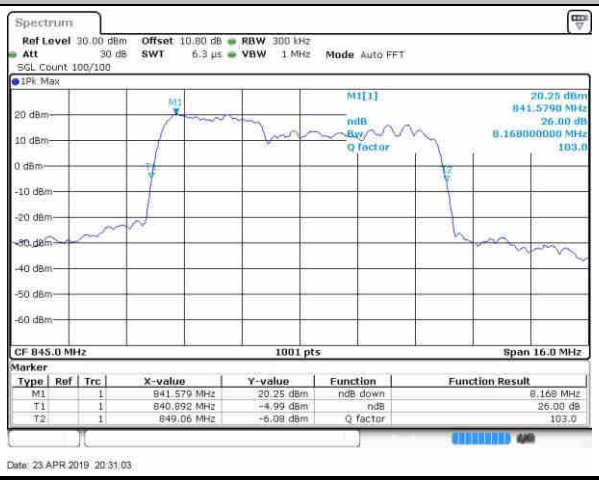

Highest Channel / 5MHz+3MHz

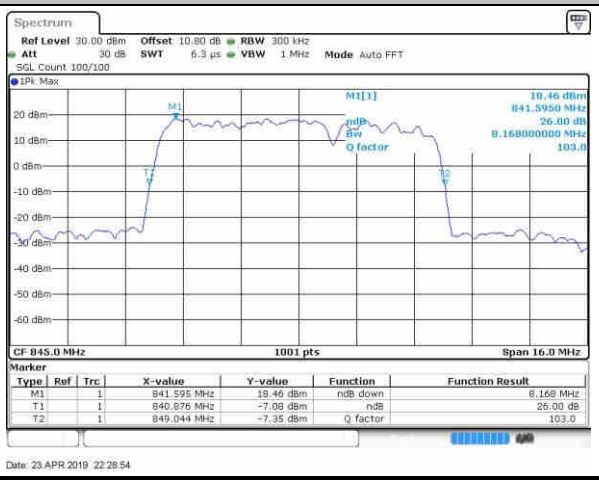

LTE Band 5

QPSK

Lowest Channel / 5MHz+10MHz

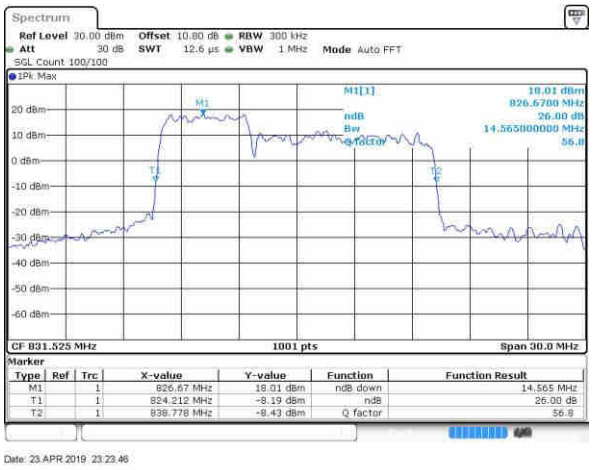

Lowest Channel / 10MHz+5MHz

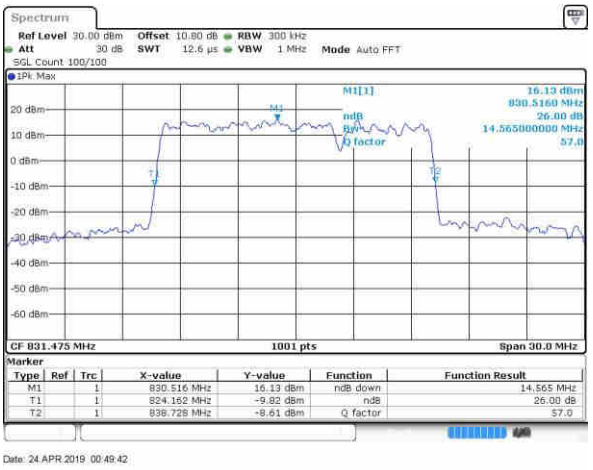

Middle Channel / 5MHz+10MHz

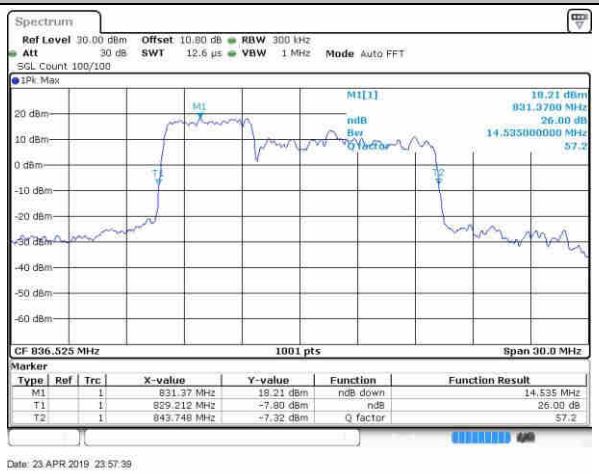

Middle Channel / 10MHz+5MHz

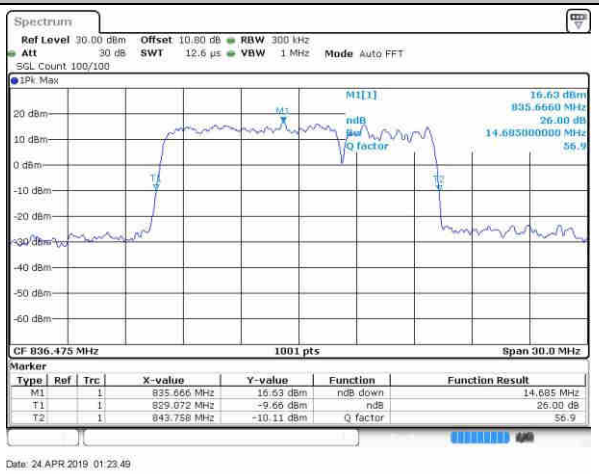

Highest Channel / 5MHz+10MHz

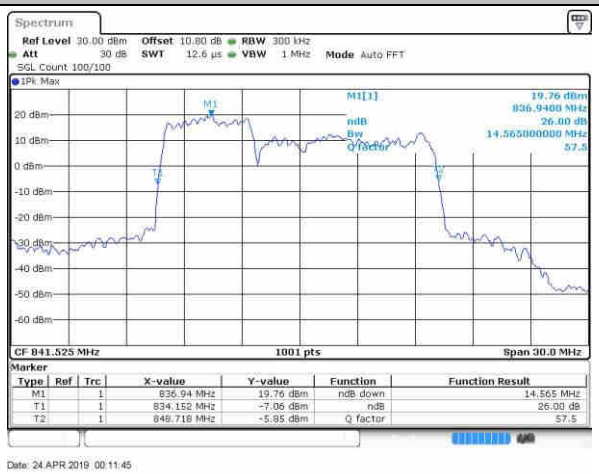

Highest Channel / 10MHz+5MHz

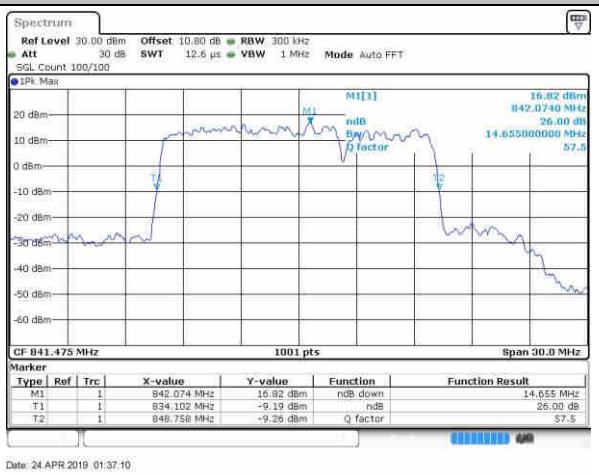

LTE Band 5	
QPSK	
Lowest Channel / 10MHz+10MHz	
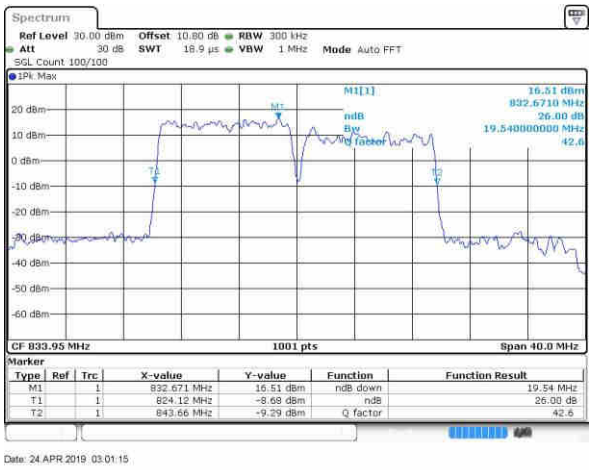	
Middle Channel / 10MHz+10MHz	
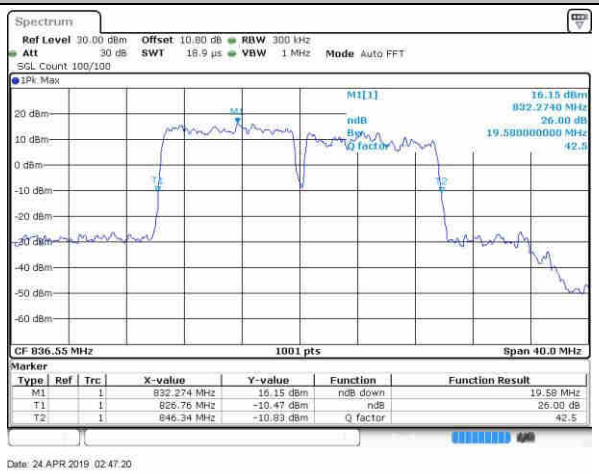	
Highest Channel / 10MHz+10MHz	
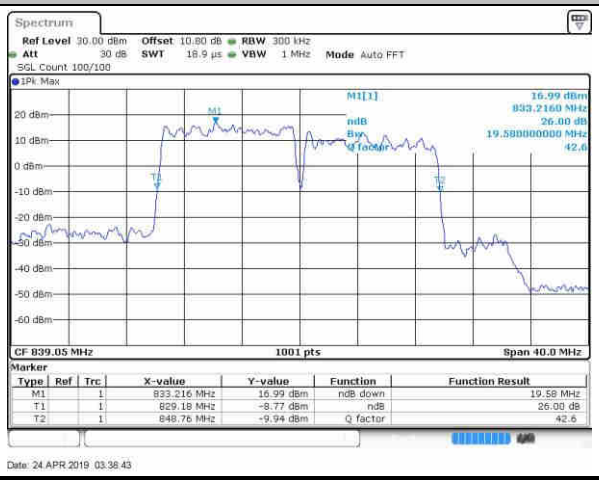	

LTE Band 5

16QAM

Lowest Channel / 3MHz+5MHz

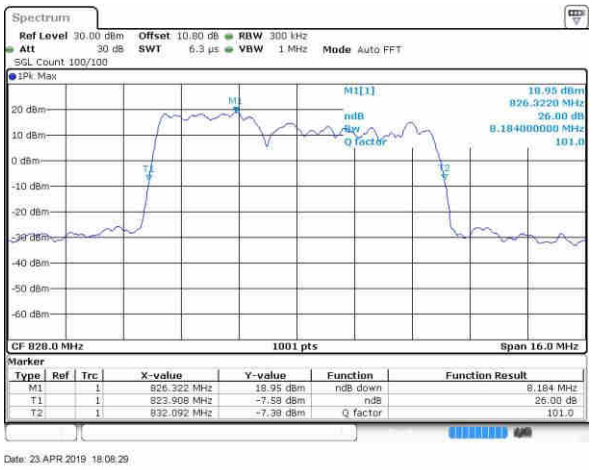

Lowest Channel / 5MHz+3MHz

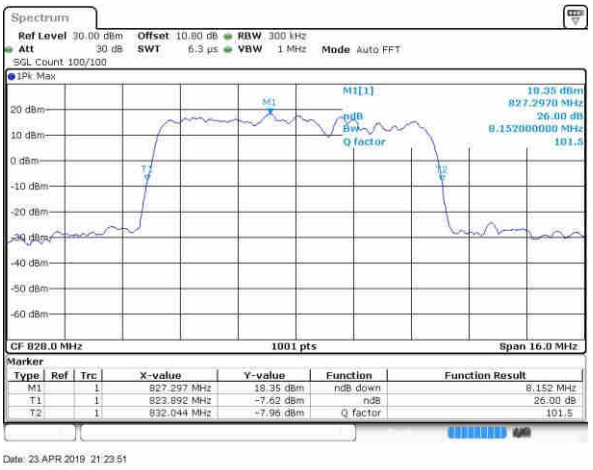

Middle Channel / 3MHz+5MHz

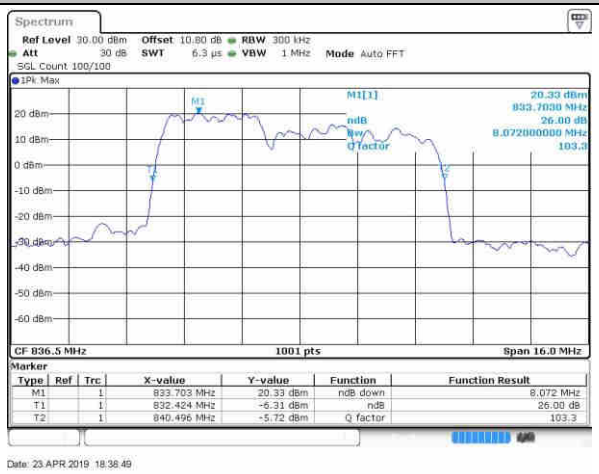

Middle Channel / 5MHz+3MHz

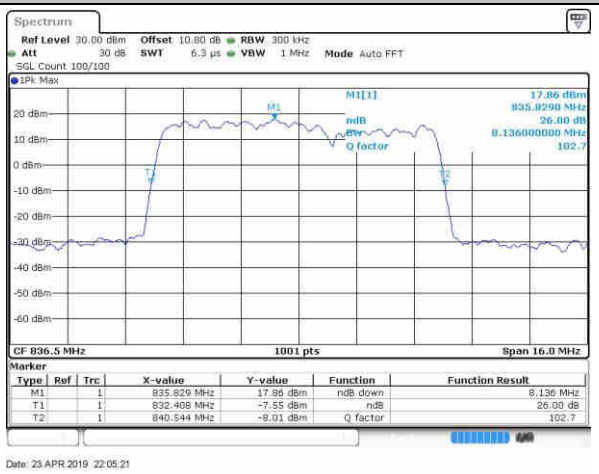

Highest Channel / 3MHz+5MHz

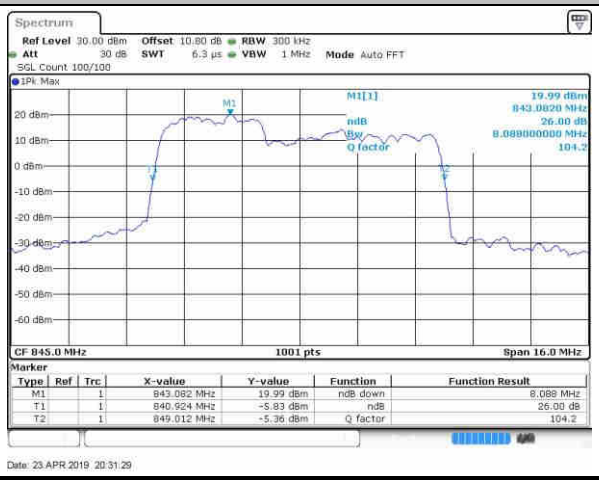

Highest Channel / 5MHz+3MHz

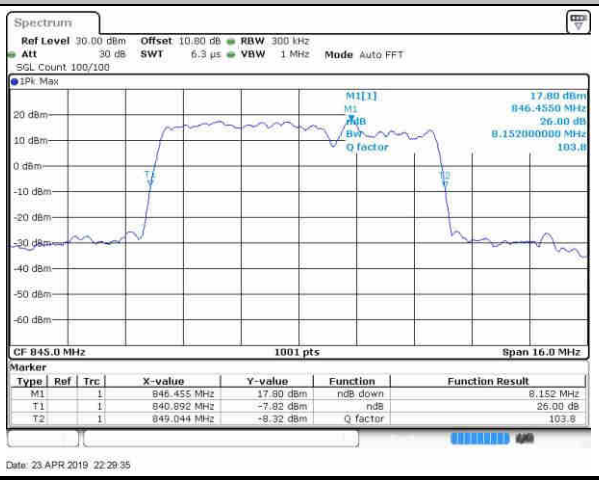

LTE Band 5

16QAM

Lowest Channel / 5MHz+10MHz

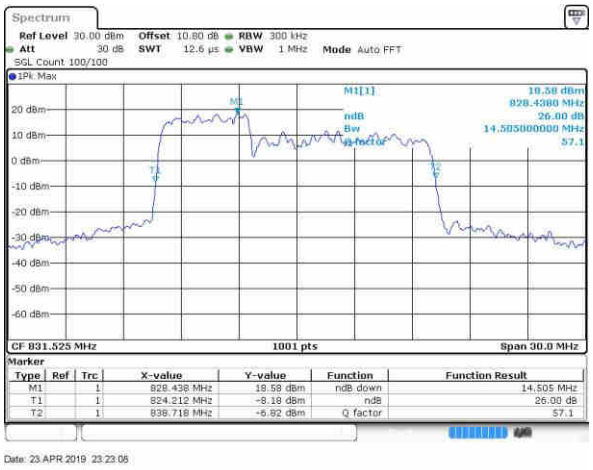

Lowest Channel / 10MHz+5MHz

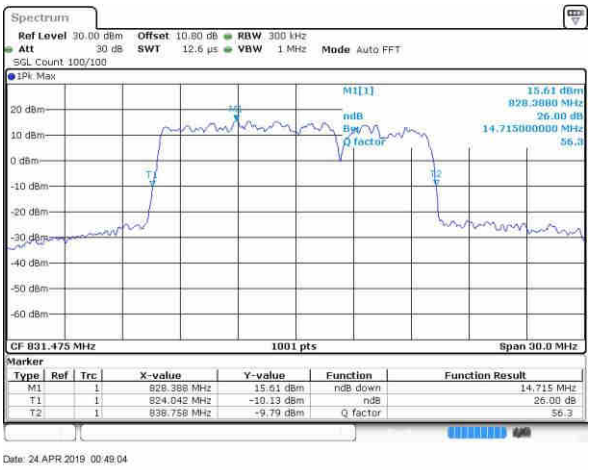

Middle Channel / 5MHz+10MHz

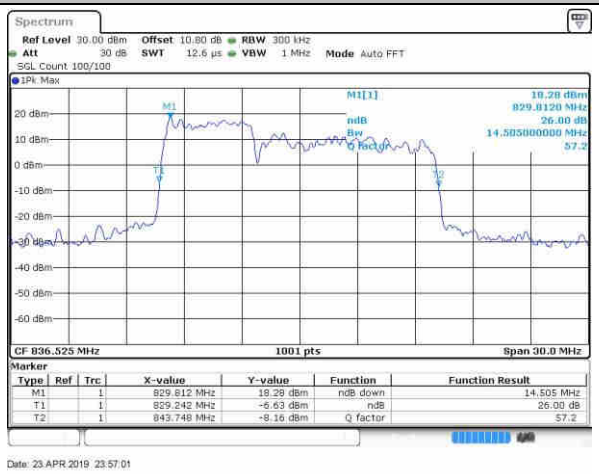

Middle Channel / 10MHz+5MHz

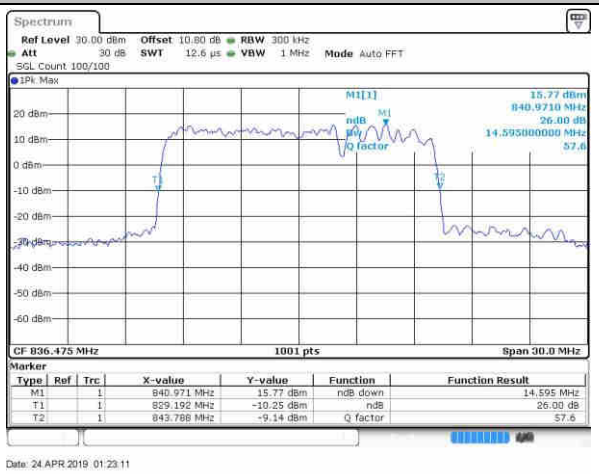

Highest Channel / 5MHz+10MHz

Highest Channel / 10MHz+5MHz

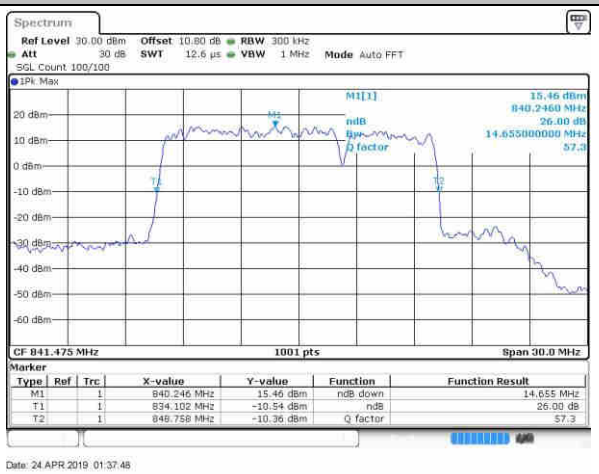

LTE Band 5

16QAM

Lowest Channel / 10MHz+10MHz

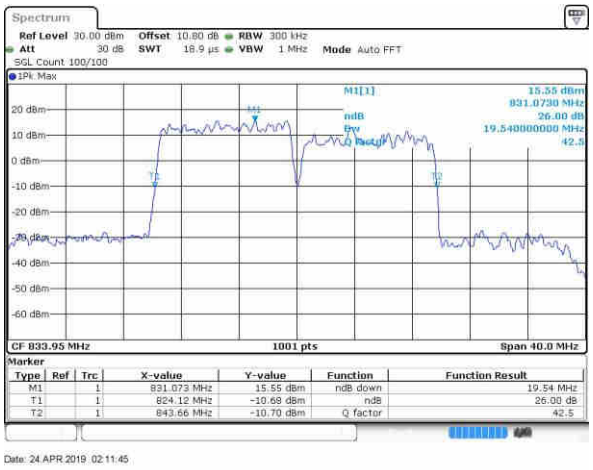

Middle Channel / 10MHz+10MHz

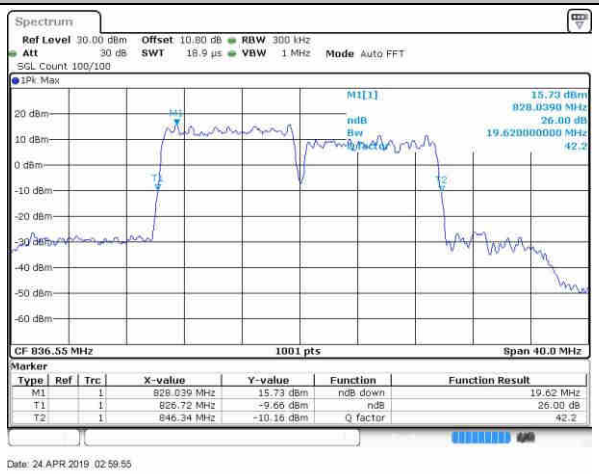

Highest Channel / 10MHz+10MHz

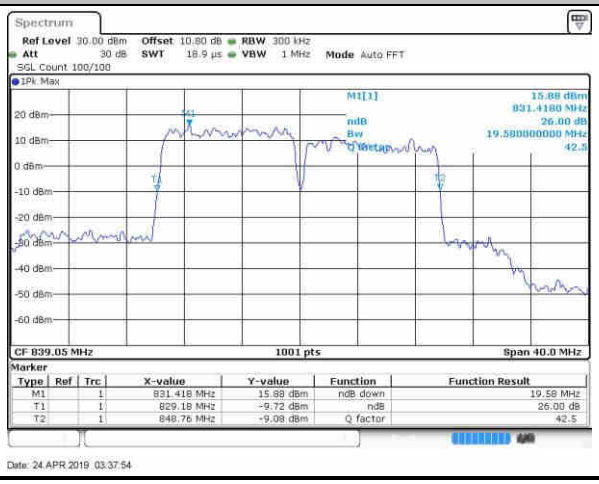

LTE Band 5

64QAM

Lowest Channel / 3MHz+5MHz

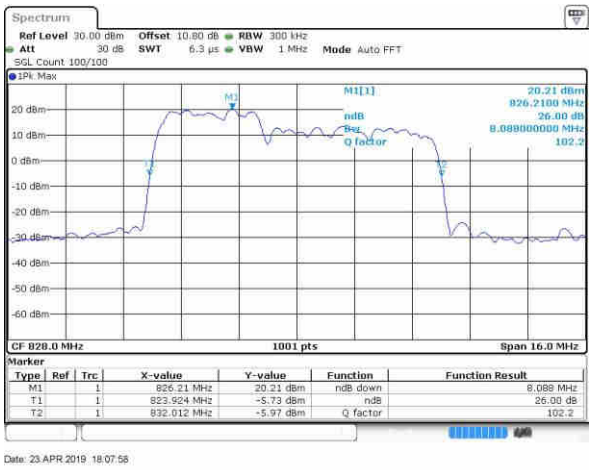

Lowest Channel / 5MHz+3MHz

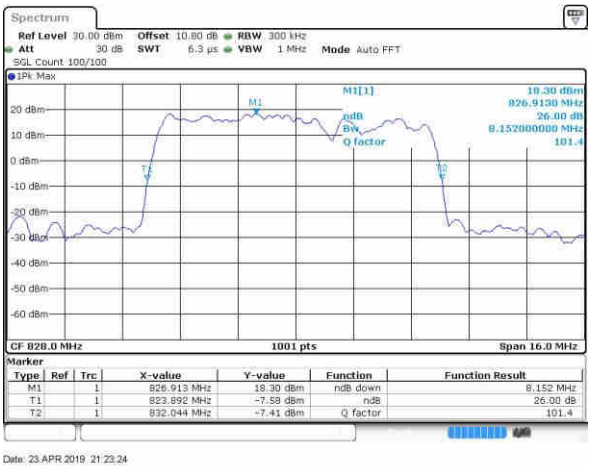

Middle Channel / 3MHz+5MHz

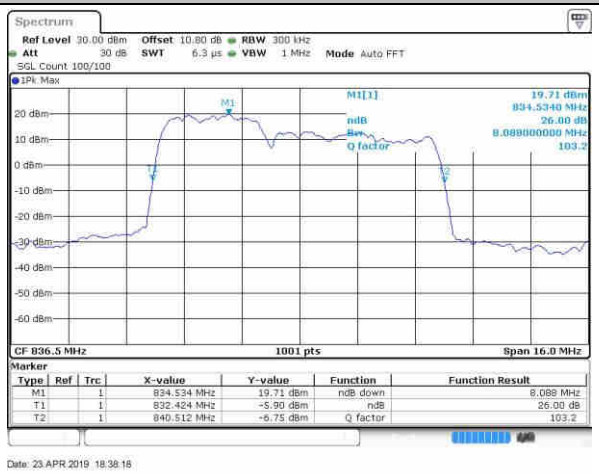

Middle Channel / 5MHz+3MHz

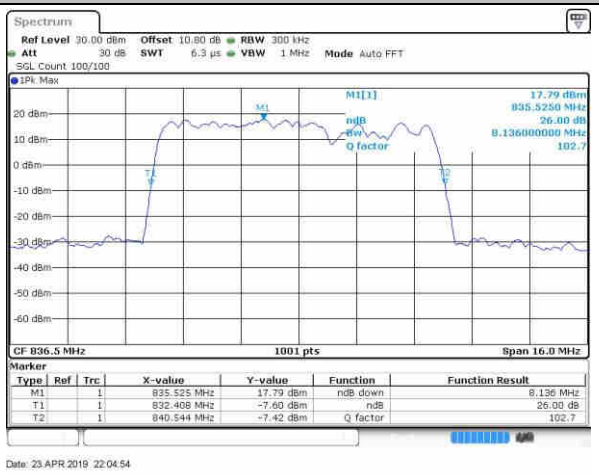

Highest Channel / 3MHz+5MHz

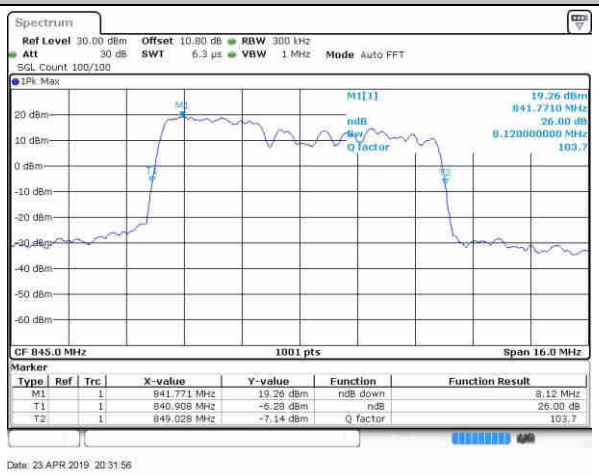

Highest Channel / 5MHz+3MHz

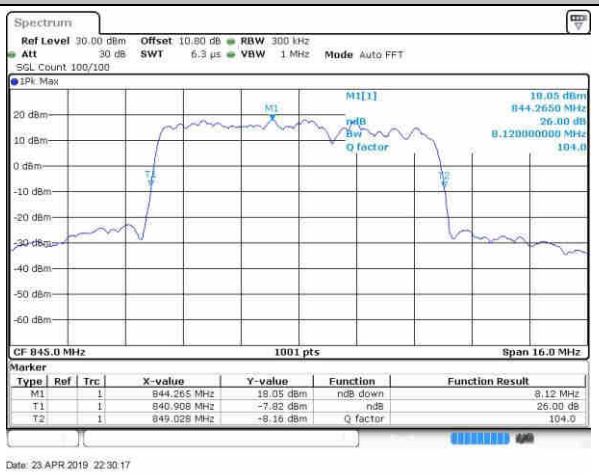

LTE Band 5

64QAM

Lowest Channel / 5MHz+10MHz

Lowest Channel / 10MHz+5MHz

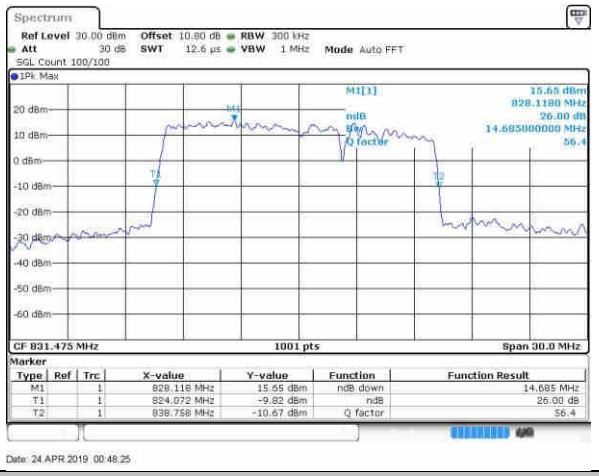

Middle Channel / 5MHz+10MHz

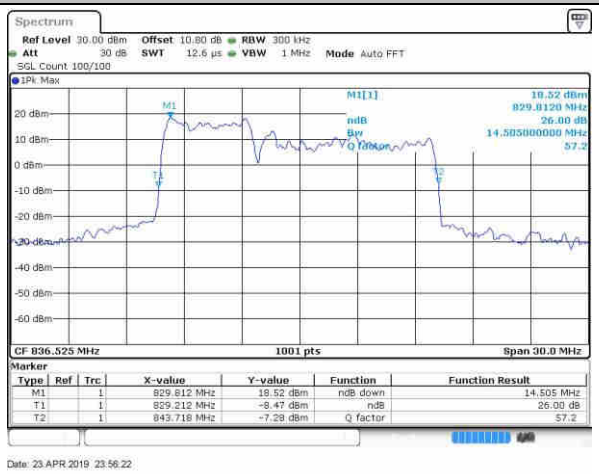

Middle Channel / 10MHz+5MHz

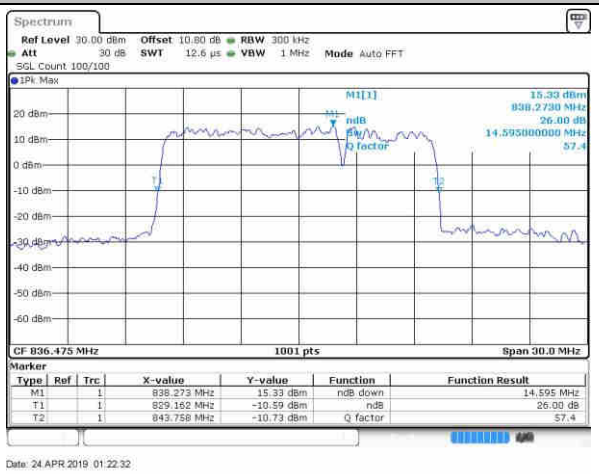

Highest Channel / 5MHz+10MHz

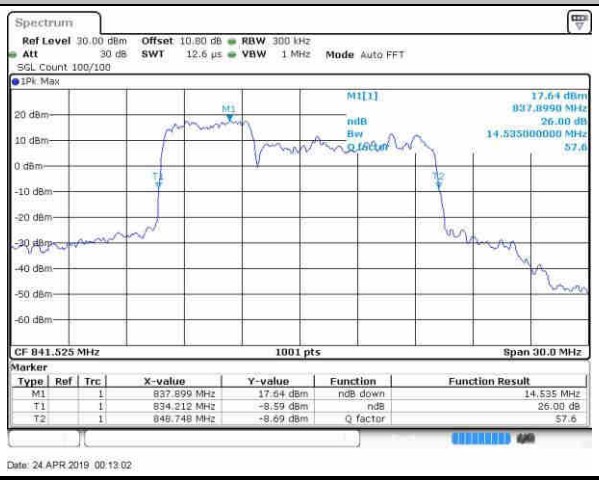

Highest Channel / 10MHz+5MHz

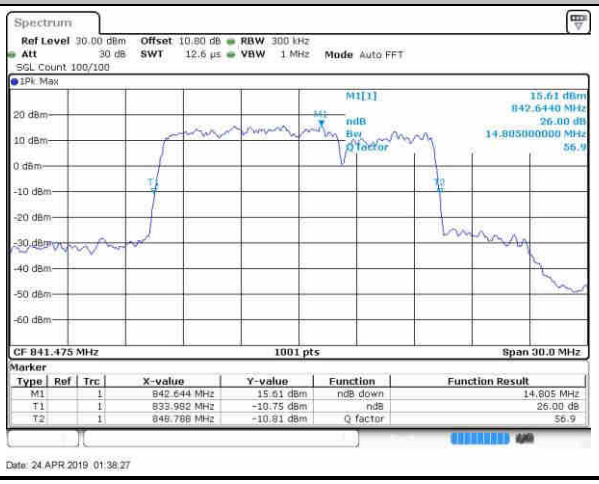

LTE Band 5

64QAM

Lowest Channel / 10MHz+10MHz

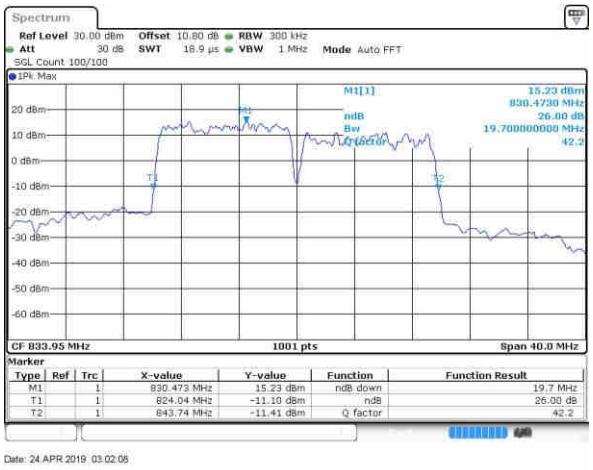

Middle Channel / 10MHz+10MHz

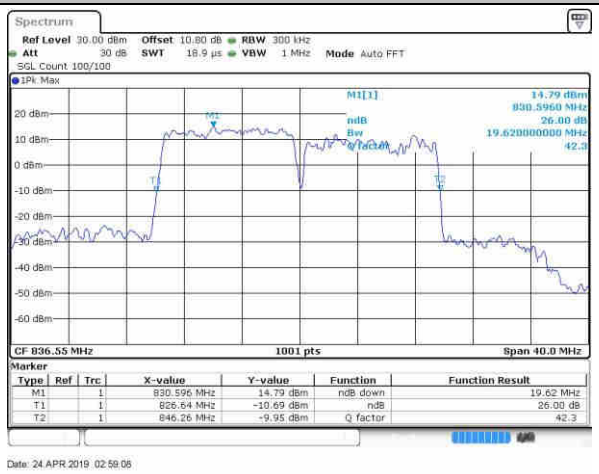

Highest Channel / 10MHz+10MHz

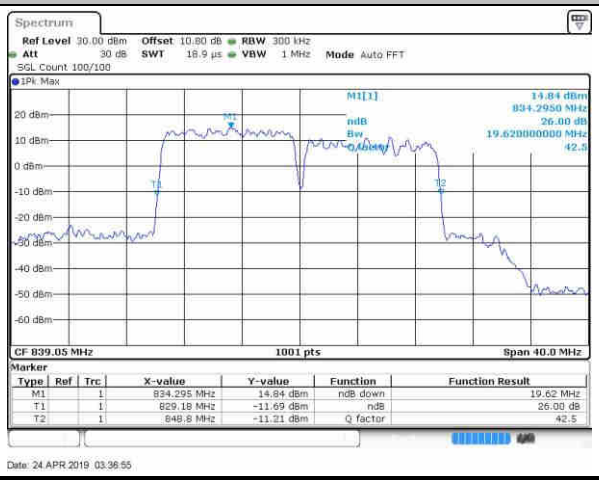

Occupied Bandwidth

Mode	LTE Band 5 : 99%OBW(MHz)		
QPSK			
BW	3MHz+5MHz	5MHz+3MHz	5MHz+10MHz
Lowest CH	7.50	7.61	13.88
Middle CH	7.61	7.58	13.79
Highest CH	7.50	7.56	13.70
BW	10MHz+5MHz	10MHz+10MHz	
Lowest CH	13.91	18.62	
Middle CH	13.94	18.78	
Highest CH	13.91	18.66	

Mode	LTE Band 5 : 99%OBW(MHz)		
16QAM			
BW	3MHz+5MHz	5MHz+3MHz	5MHz+10MHz
Lowest CH	7.50	7.61	13.88
Middle CH	7.53	7.62	13.61
Highest CH	7.56	7.58	13.79
BW	10MHz+5MHz	10MHz+10MHz	
Lowest CH	13.79	18.74	
Middle CH	13.85	18.66	
Highest CH	13.79	18.70	

Mode	LTE Band 5 : 99%OBW(MHz)		
64QAM			
BW	3MHz+5MHz	5MHz+3MHz	5MHz+10MHz
Lowest CH	7.56	7.51	13.67
Middle CH	7.56	7.58	13.79
Highest CH	7.53	7.48	13.91
BW	10MHz+5MHz	10MHz+10MHz	
Lowest CH	13.88	18.86	
Middle CH	13.70	18.70	
Highest CH	13.88	18.82	

LTE Band 5

QPSK

Lowest Channel / 3MHz+5MHz

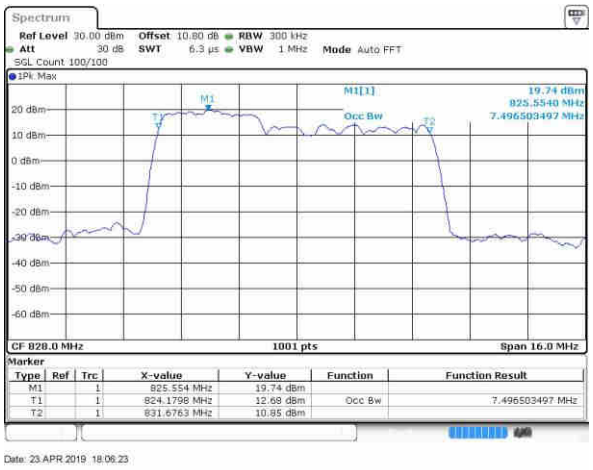

Lowest Channel / 5MHz+3MHz

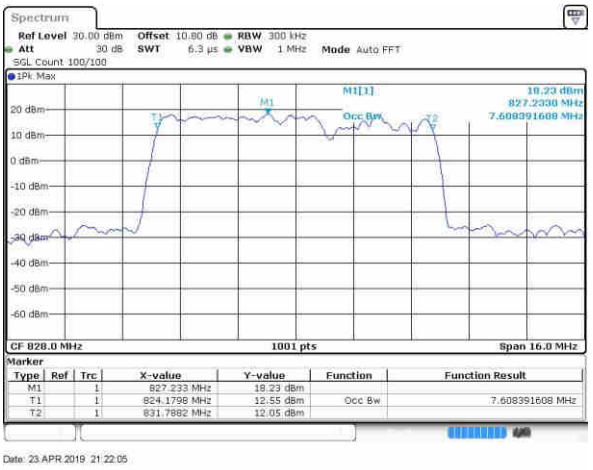

Middle Channel / 3MHz+5MHz

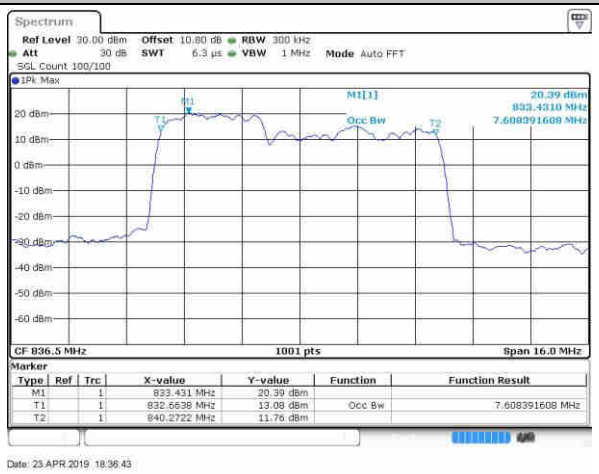

Middle Channel / 5MHz+3MHz

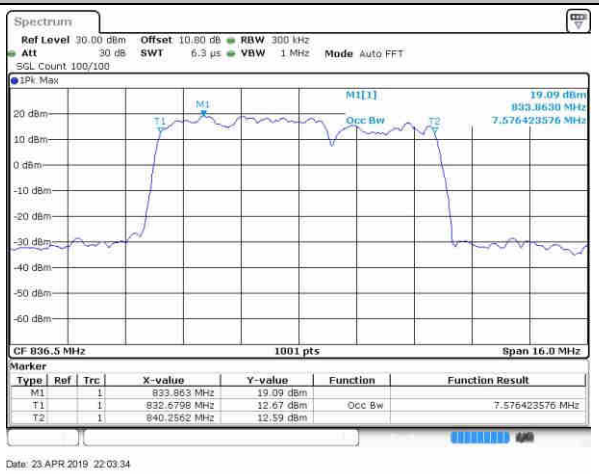

Highest Channel / 3MHz+5MHz

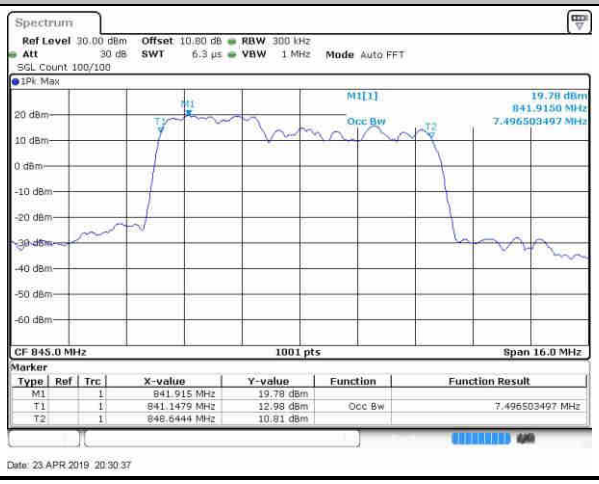

Highest Channel / 5MHz+3MHz

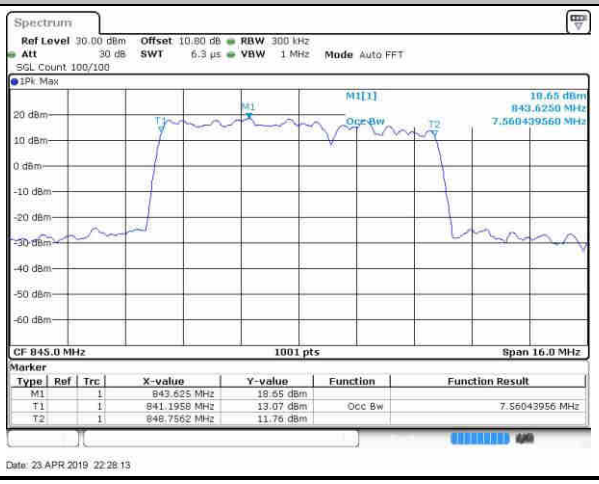

LTE Band 5

QPSK

Lowest Channel / 5MHz+10MHz

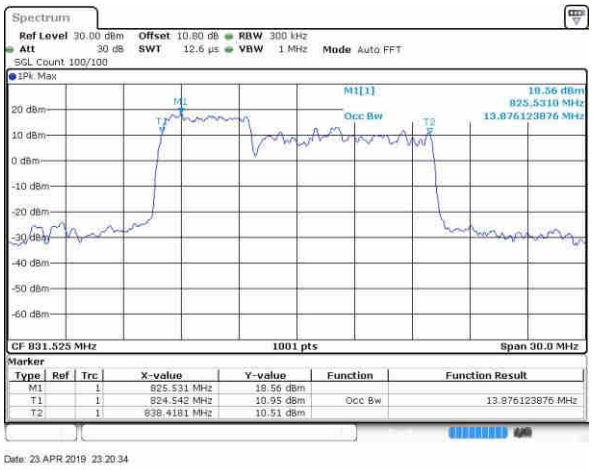

Lowest Channel / 10MHz+5MHz

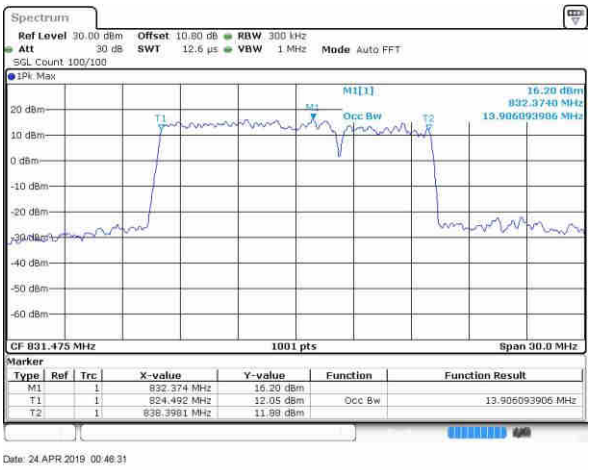

Middle Channel / 5MHz+10MHz

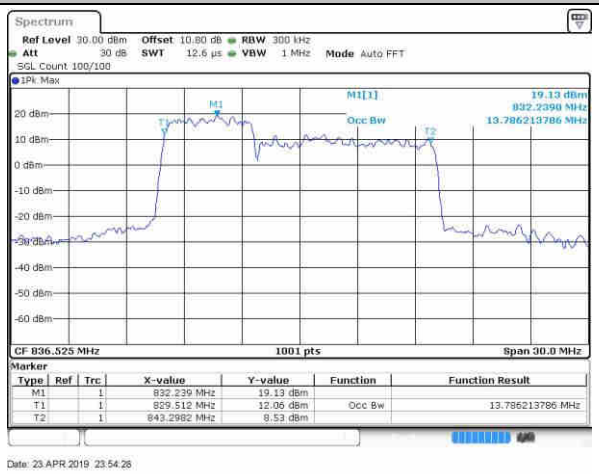

Middle Channel / 10MHz+5MHz

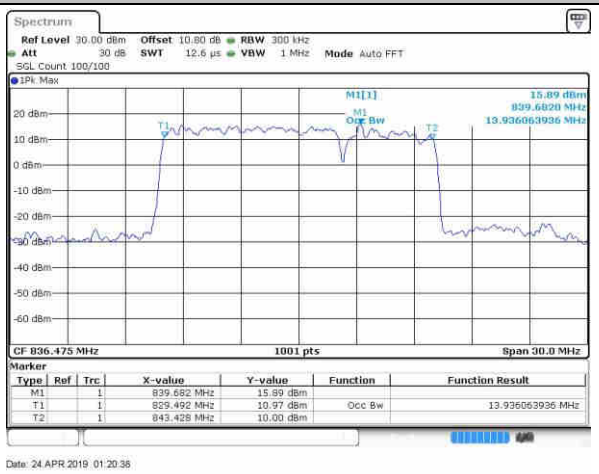

Highest Channel / 5MHz+10MHz

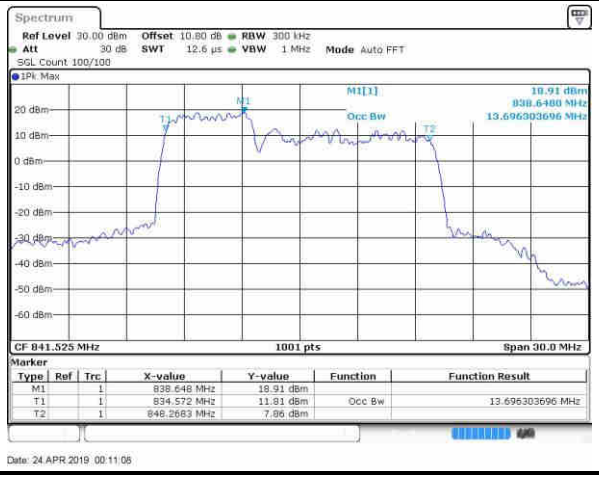

Highest Channel / 10MHz+5MHz

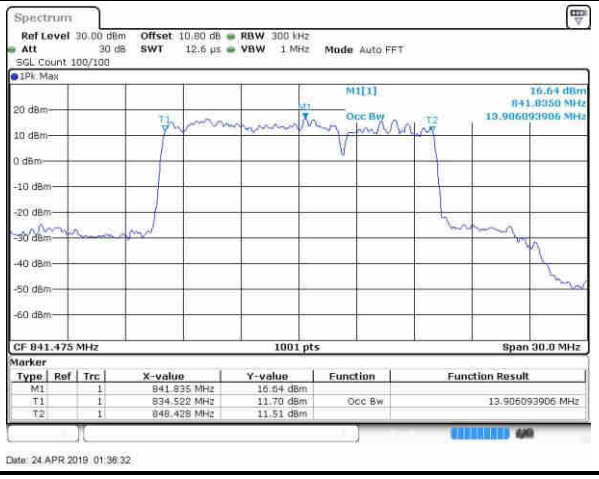

LTE Band 5

QPSK

Lowest Channel / 10MHz+10MHz

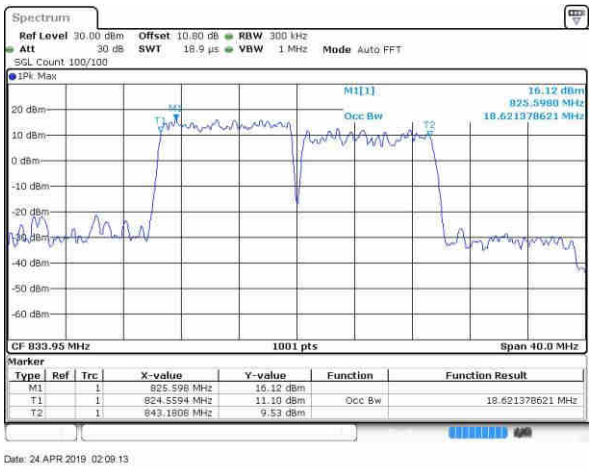

Middle Channel / 10MHz+10MHz

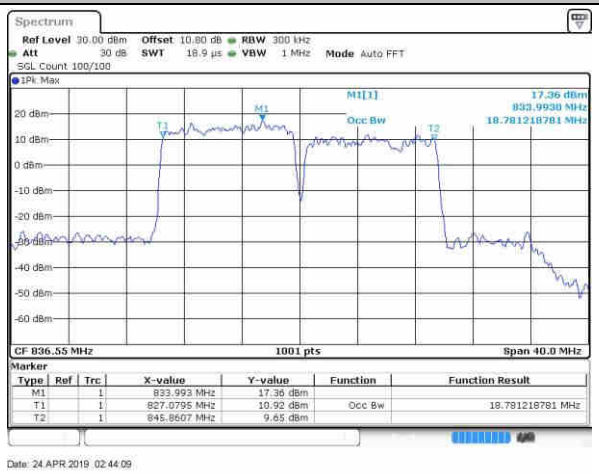

Highest Channel / 10MHz+10MHz

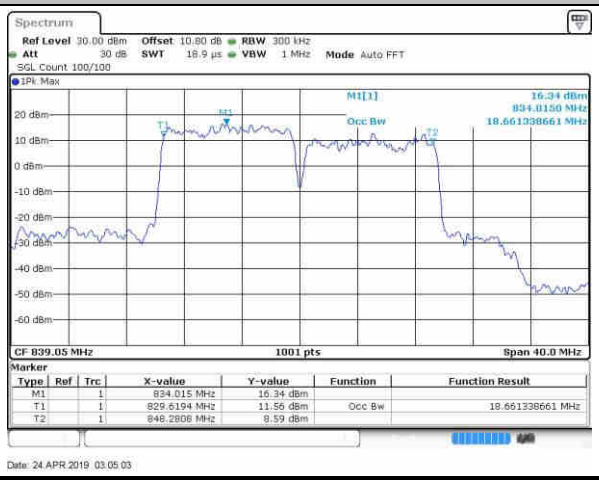

LTE Band 5

16QAM

Lowest Channel / 3MHz+5MHz

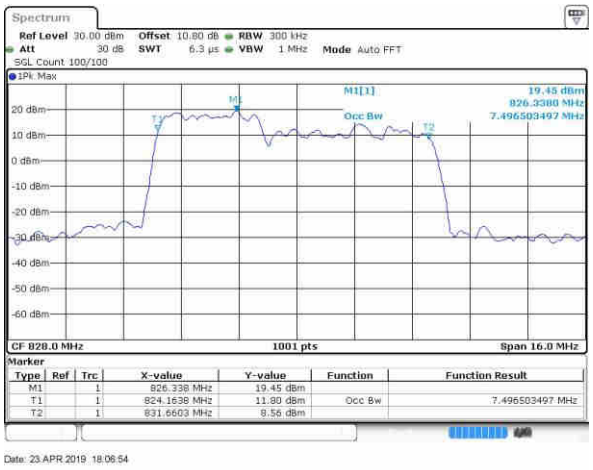

Lowest Channel / 5MHz+3MHz

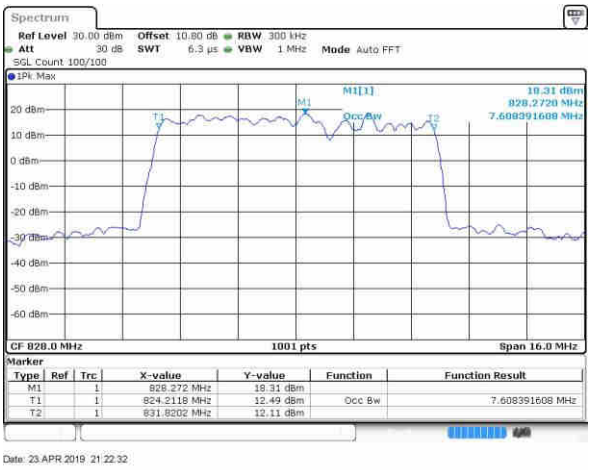

Middle Channel / 3MHz+5MHz

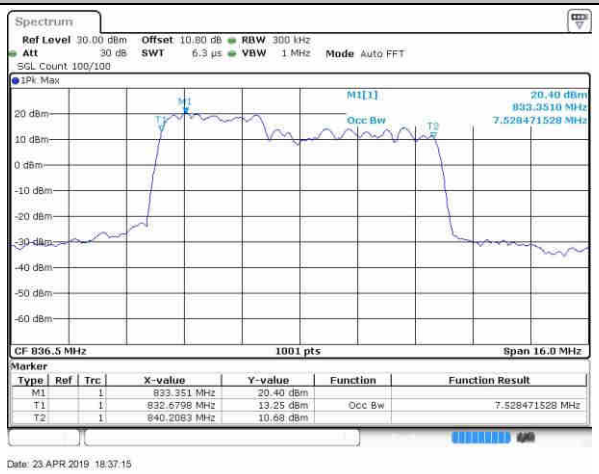

Middle Channel / 5MHz+3MHz

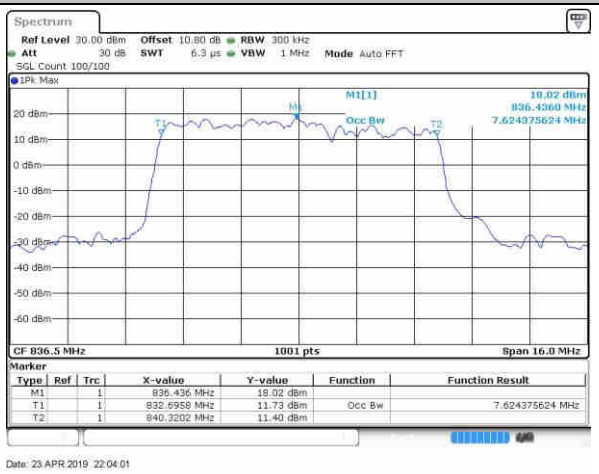

Highest Channel / 3MHz+5MHz

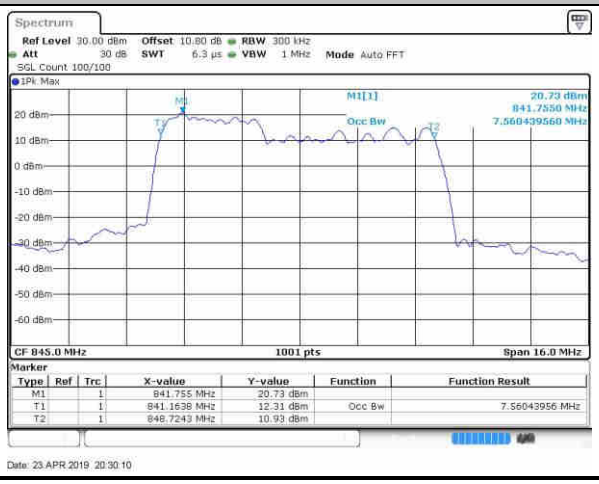

Highest Channel / 5MHz+3MHz

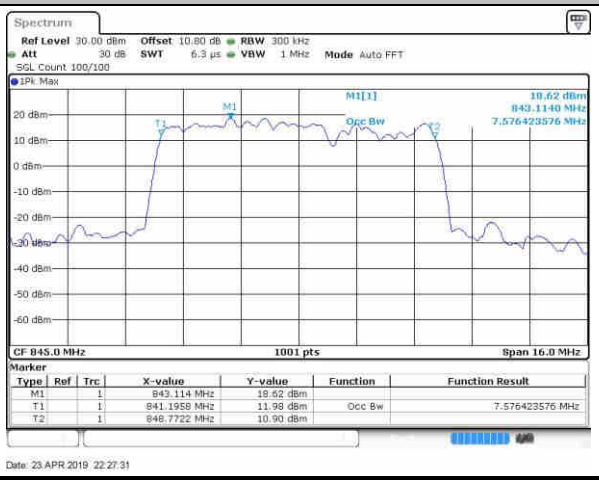

LTE Band 5

16QAM

Lowest Channel / 5MHz+10MHz

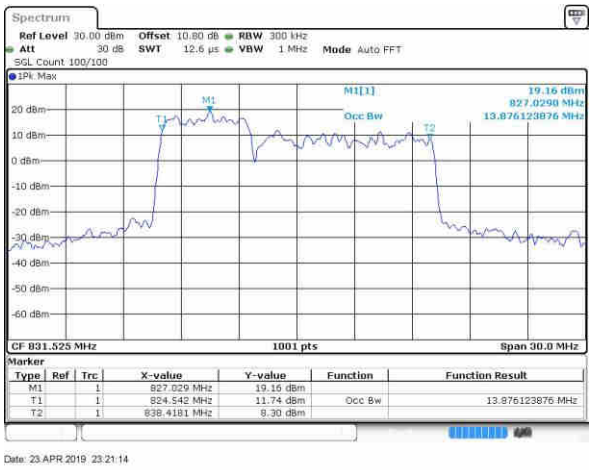

Lowest Channel / 10MHz+5MHz

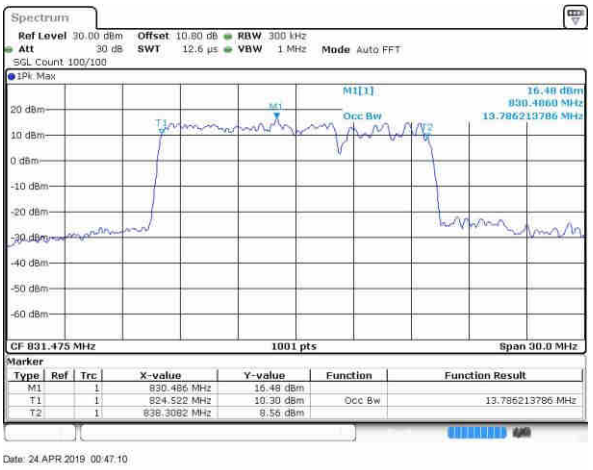

Middle Channel / 5MHz+10MHz

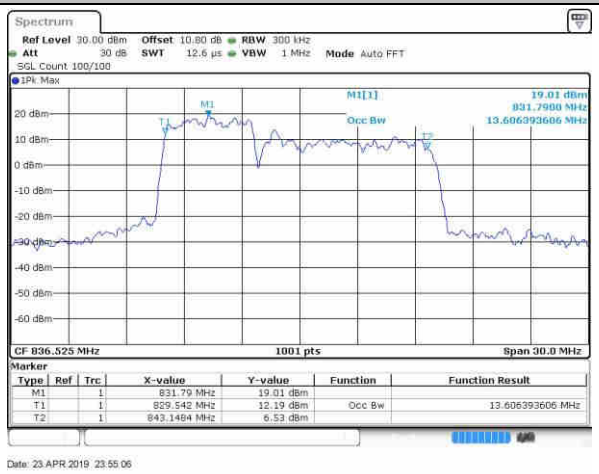

Middle Channel / 10MHz+5MHz

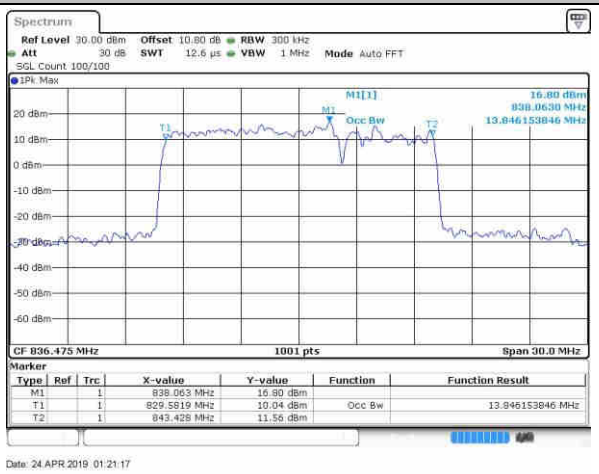

Highest Channel / 5MHz+10MHz

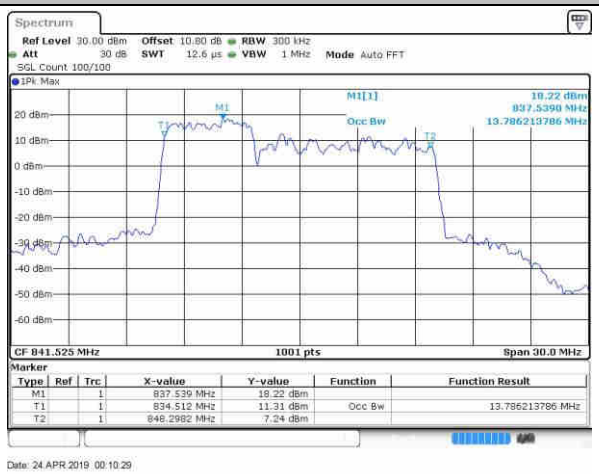

Highest Channel / 10MHz+5MHz

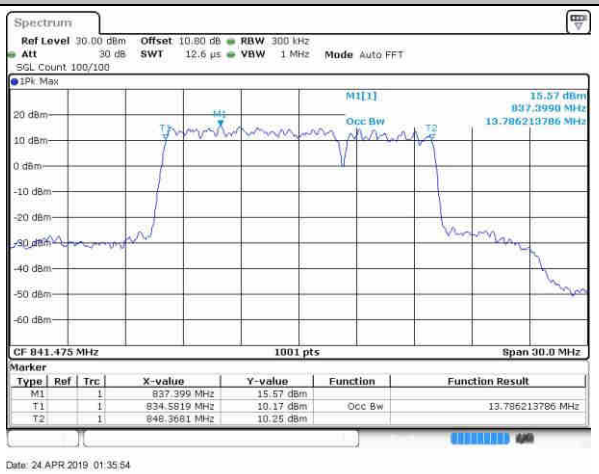

LTE Band 5	
16QAM	
Lowest Channel / 10MHz+10MHz	
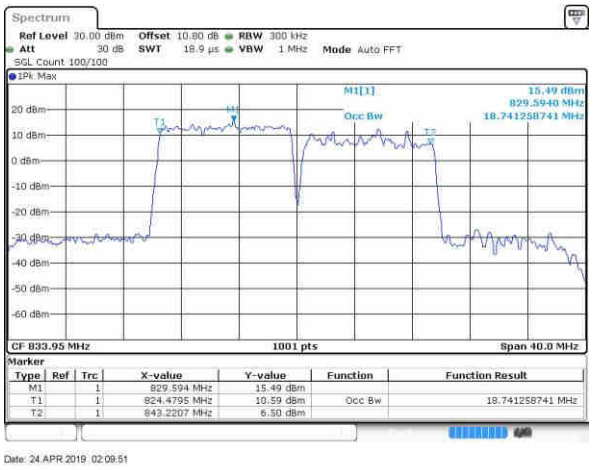	
Middle Channel / 10MHz+10MHz	
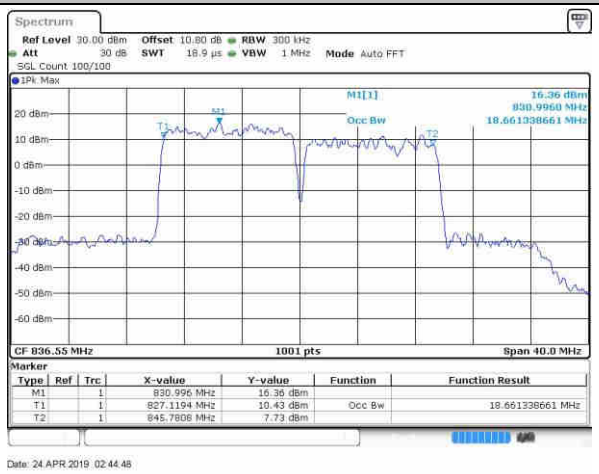	
Highest Channel / 10MHz+10MHz	
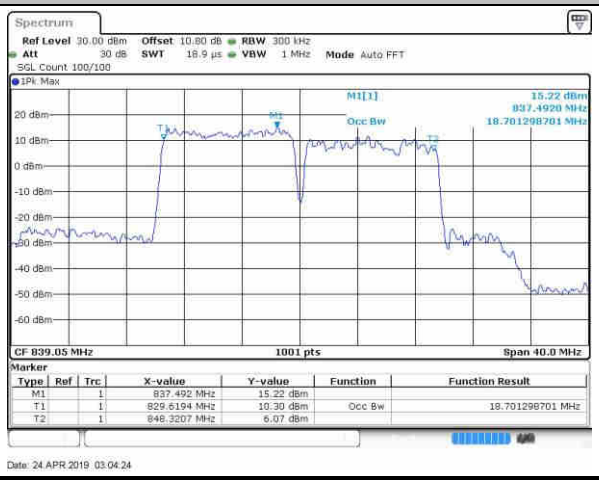	

LTE Band 5

64QAM

Lowest Channel / 3MHz+5MHz

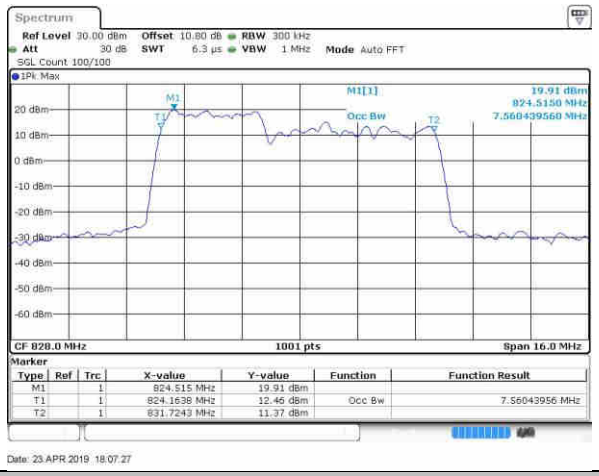

Lowest Channel / 5MHz+3MHz

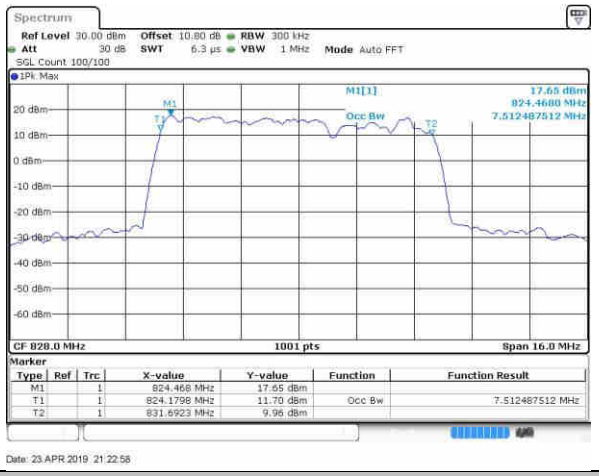

Middle Channel / 3MHz+5MHz

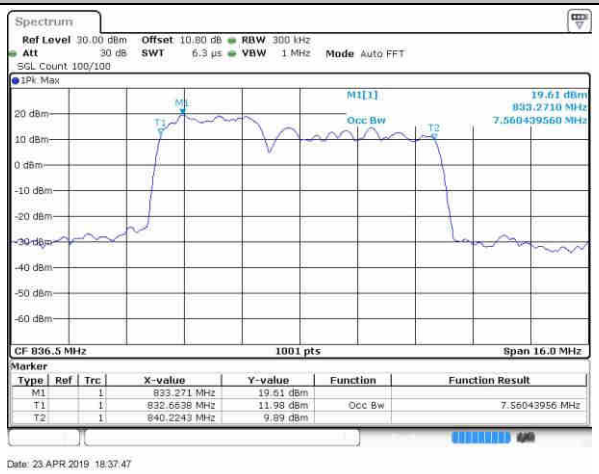

Middle Channel / 5MHz+3MHz

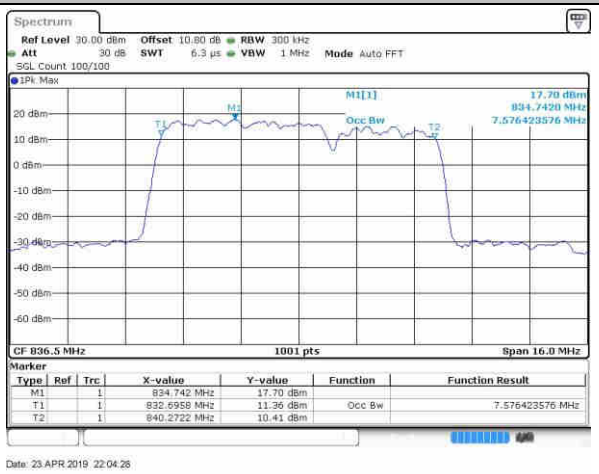

Highest Channel / 3MHz+5MHz

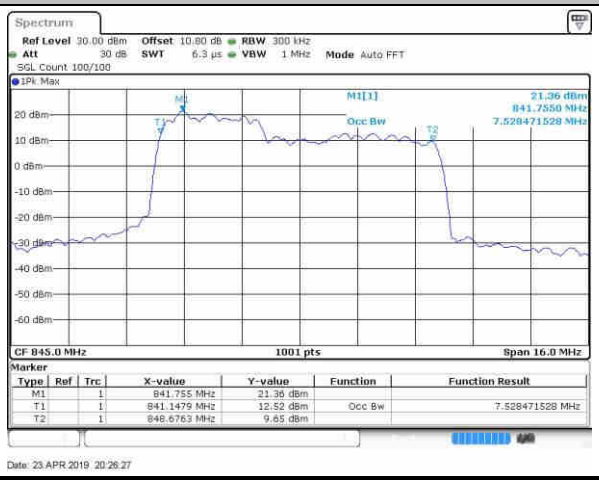

Highest Channel / 5MHz+3MHz

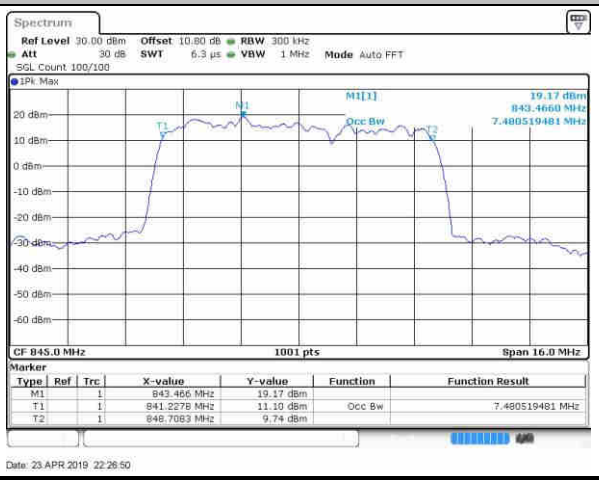

LTE Band 5

64QAM

Lowest Channel / 5MHz+10MHz

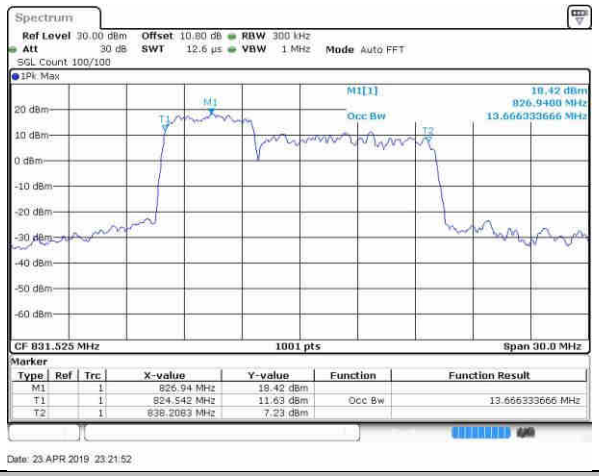

Lowest Channel / 10MHz+5MHz

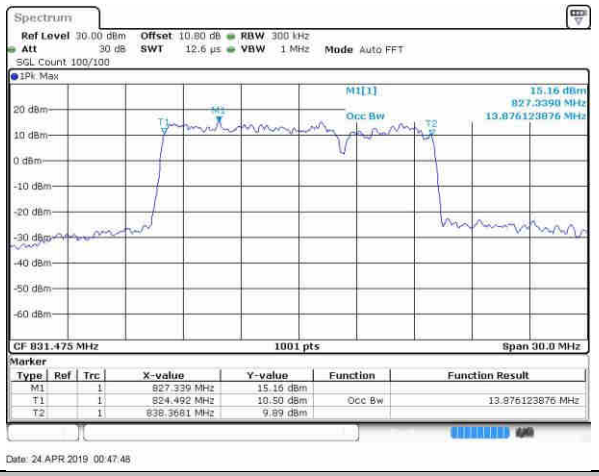

Middle Channel / 5MHz+10MHz

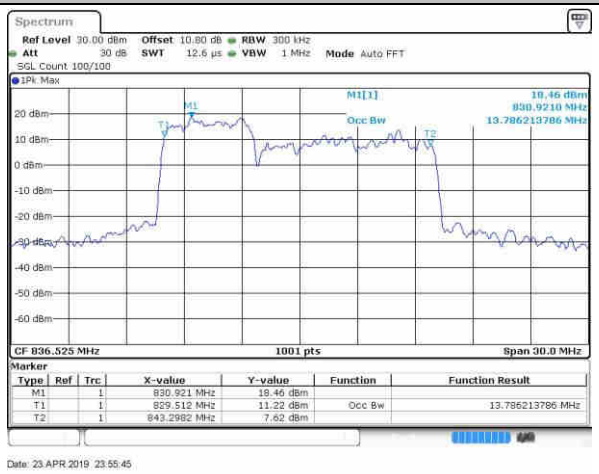

Middle Channel / 10MHz+5MHz

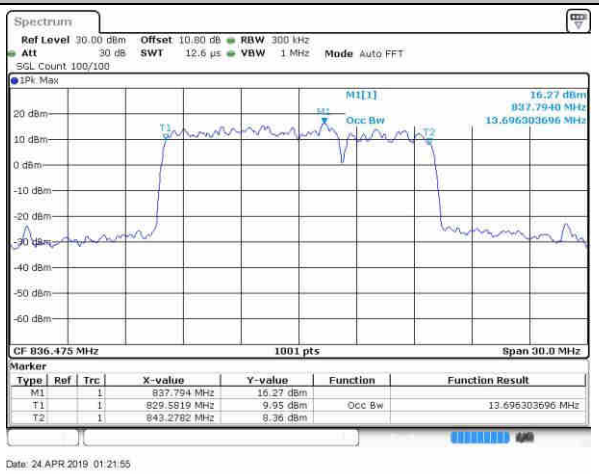

Highest Channel / 5MHz+10MHz

Highest Channel / 10MHz+5MHz

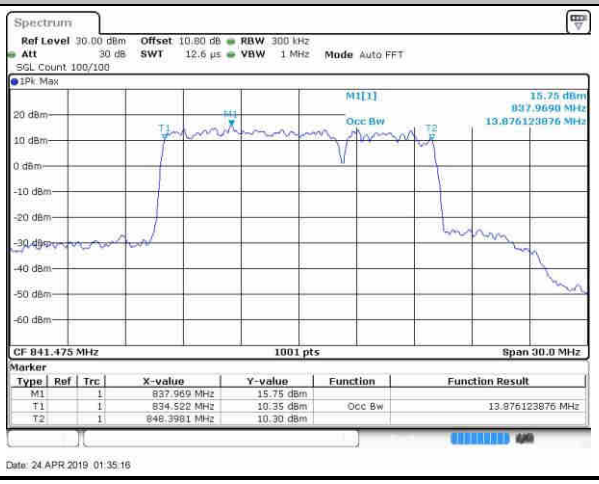

LTE Band 5	
64QAM	
Lowest Channel / 10MHz+10MHz	

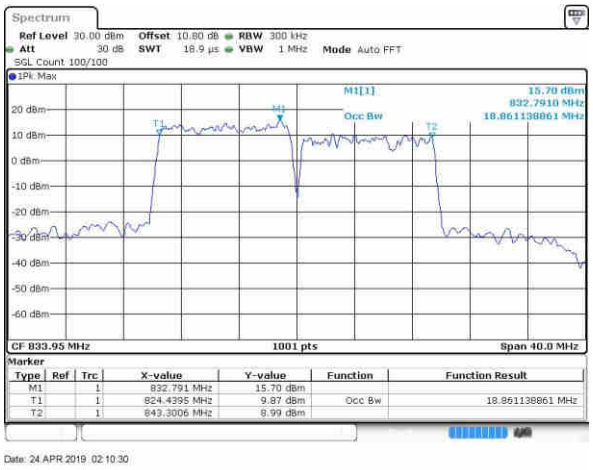

Middle Channel / 10MHz+10MHz	

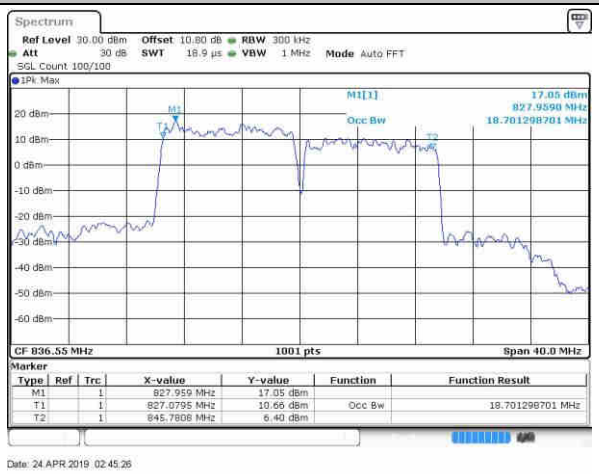

Highest Channel / 10MHz+10MHz	

Conducted Band Edge

LTE Band 5 / 3MHz+5MHz

QPSK

Lowest Band Edge / 1RB0 and 1RB24

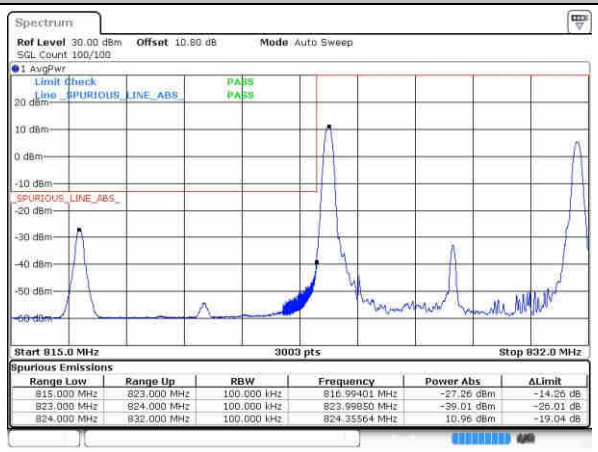

Highest Band Edge / 1RB0 and 1RB24

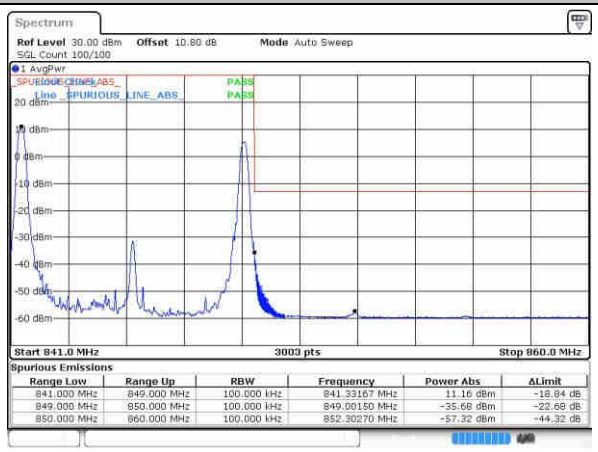

Lowest Band Edge / 1RB14 and 1RB0

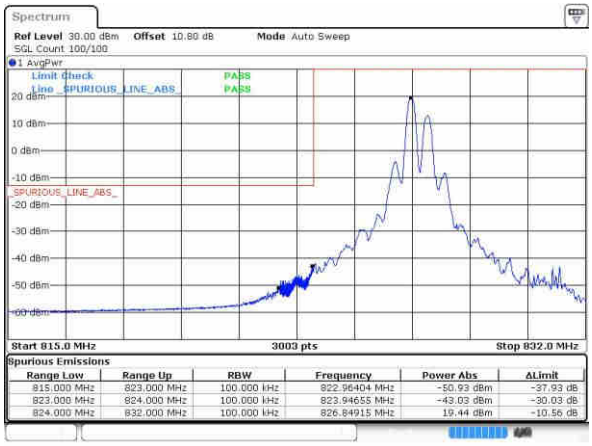

Highest Band Edge / 1RB14 and 1RB0

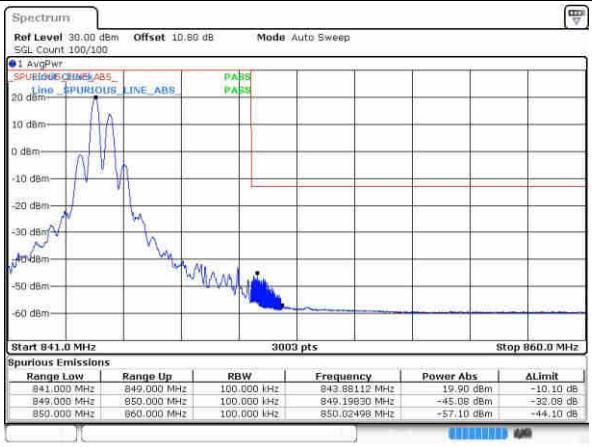

Lowest Band Edge / Full RB

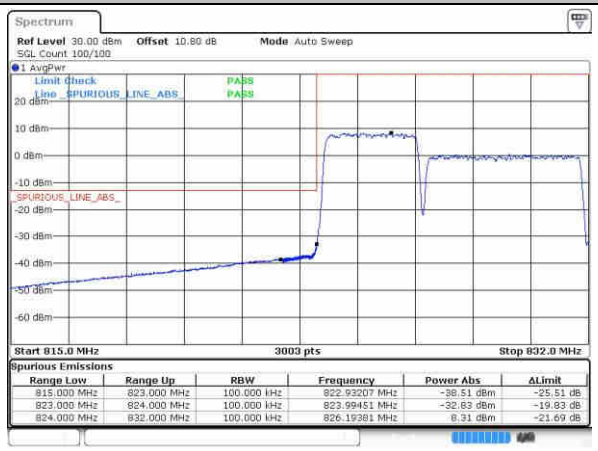

Highest Band Edge / Full RB

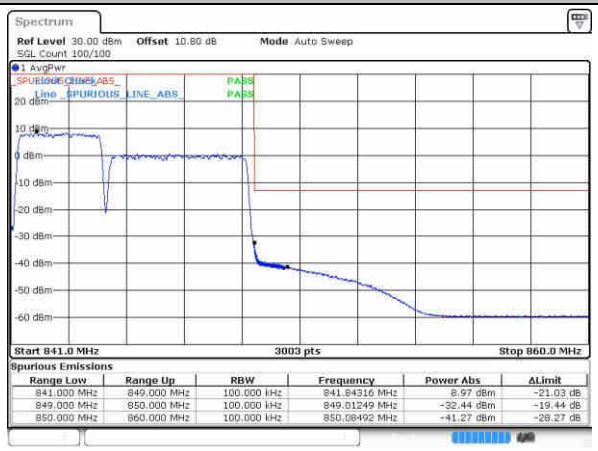

LTE Band 5 / 5MHz+3MHz

QPSK

Lowest Band Edge / 1RB0 and 1RB14

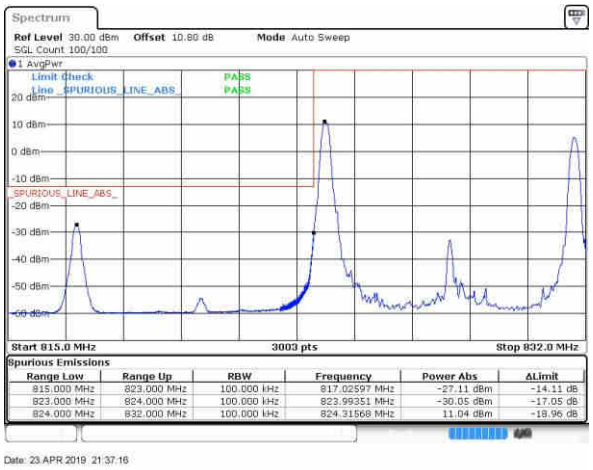

Highest Band Edge / 1RB0 and 1RB14

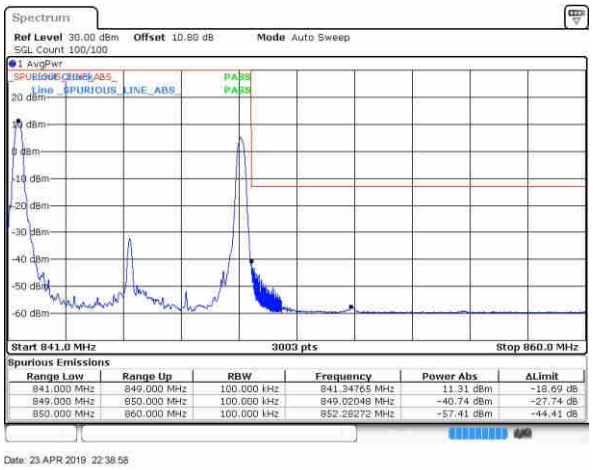

Lowest Band Edge / 1RB24 and 1RB0

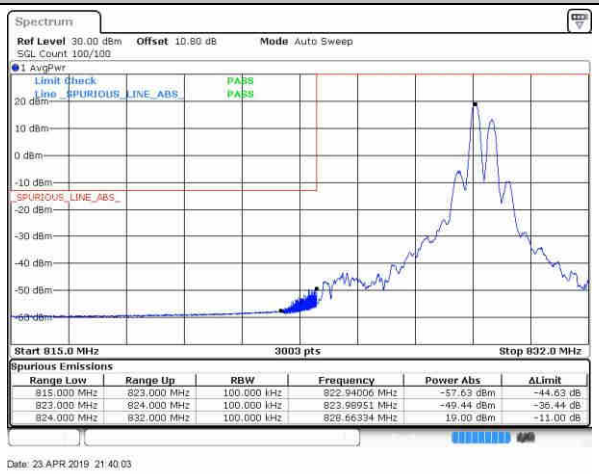

Highest Band Edge / 1RB24 and 1RB0

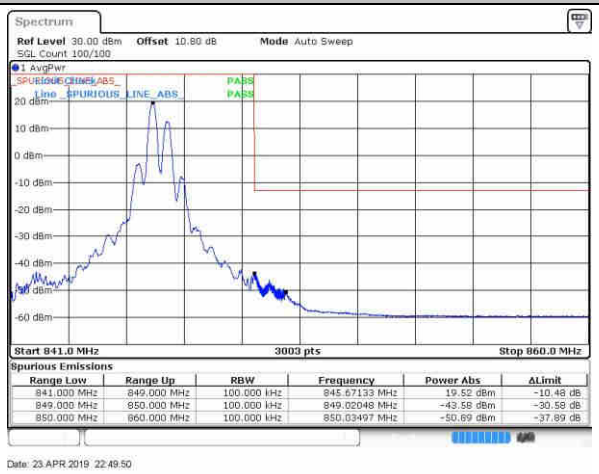

Lowest Band Edge / Full RB

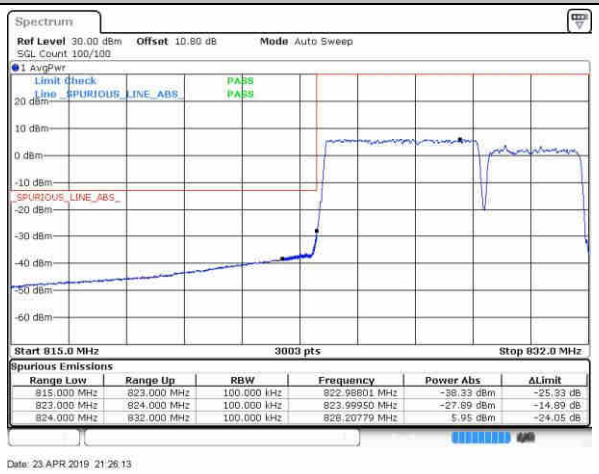

Highest Band Edge / Full RB

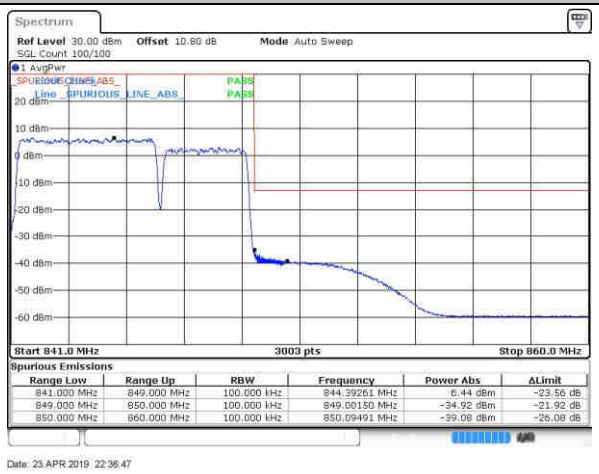

LTE Band 5 / 5MHz+10MHz

QPSK

Lowest Band Edge / 1RB0 and 1RB49

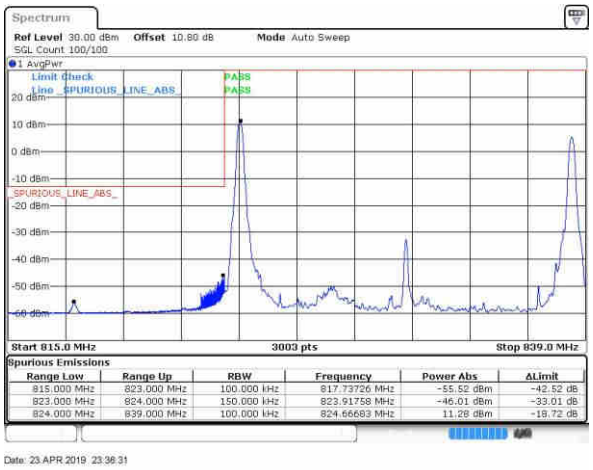

Highest Band Edge / 1RB0 and 1RB49

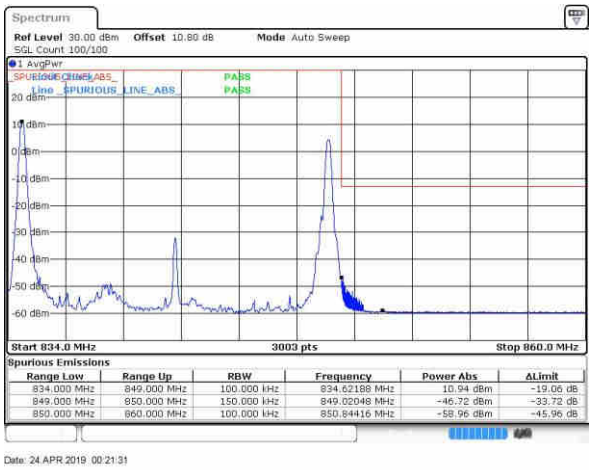

Lowest Band Edge / 1RB24 and 1RB0

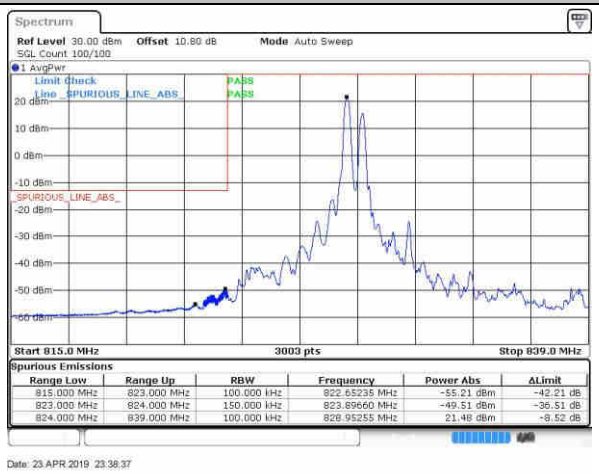

Highest Band Edge / 1RB24 and 1RB0

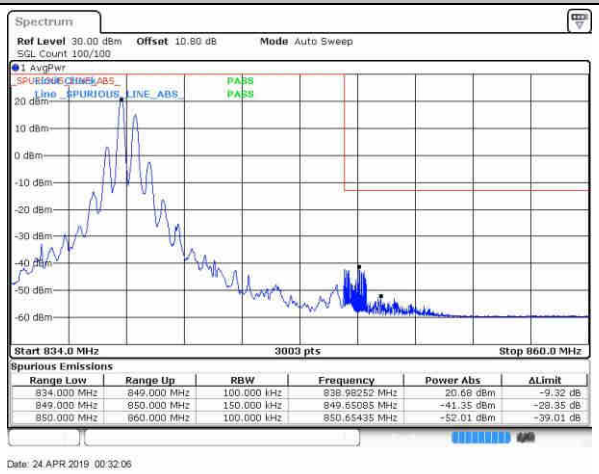

Lowest Band Edge / Full RB

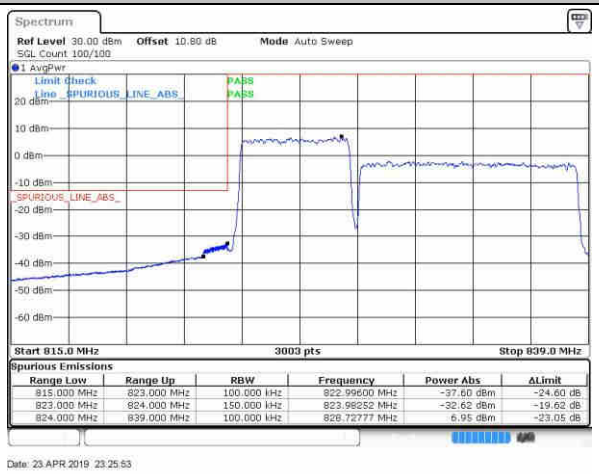

Highest Band Edge / Full RB

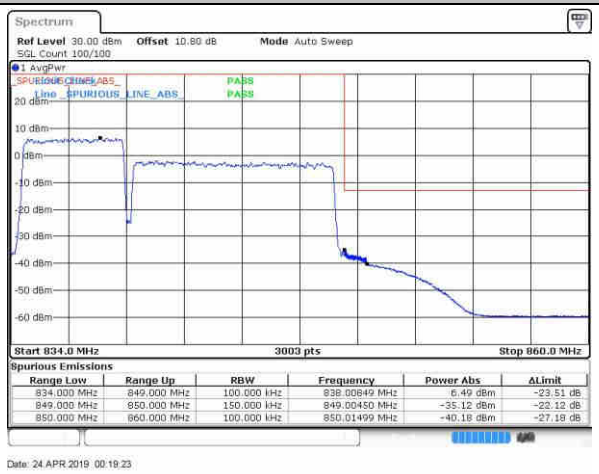

LTE Band 5 / 10MHz+5MHz

QPSK

Lowest Band Edge / 1RB0 and 1RB24

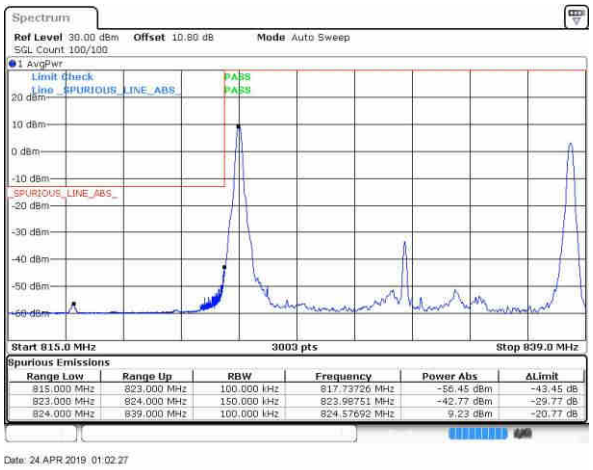

Highest Band Edge / 1RB0 and 1RB24

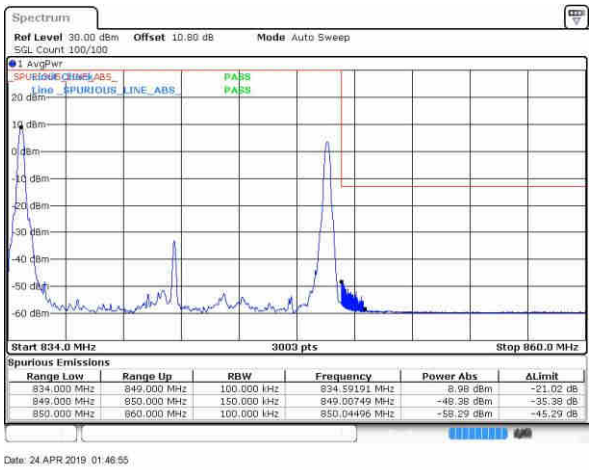

Lowest Band Edge / 1RB49 and 1RB0

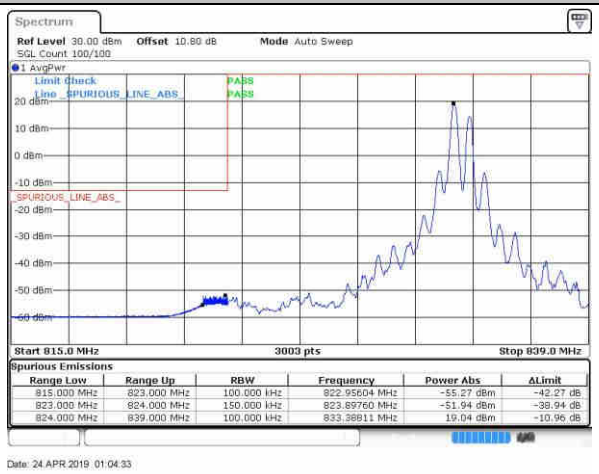

Highest Band Edge / 1RB49 and 1RB0

Lowest Band Edge / Full RB

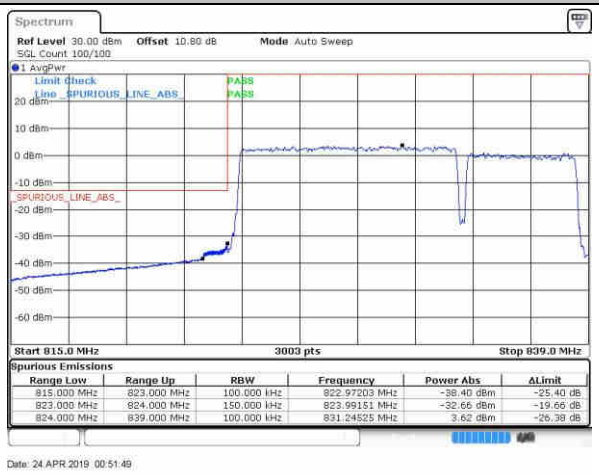

Highest Band Edge / Full RB

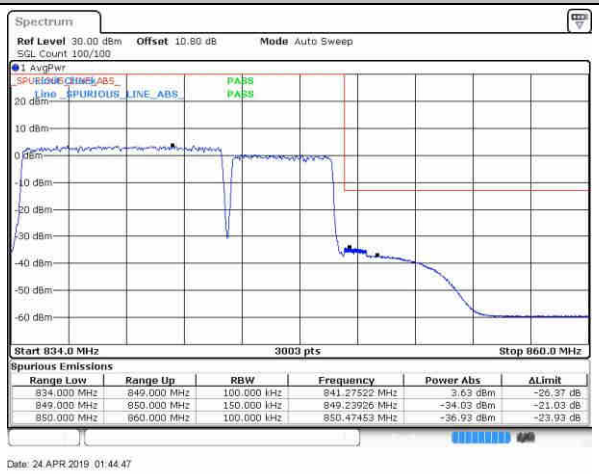

LTE Band 5 / 10MHz+10MHz

QPSK

Lowest Band Edge / 1RB0 and 1RB49

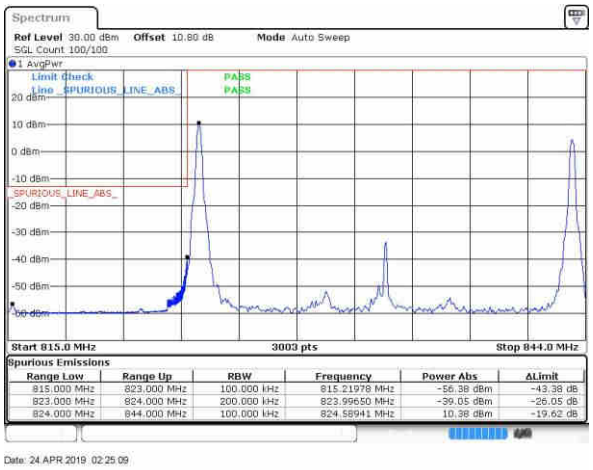

Highest Band Edge / 1RB0 and 1RB49

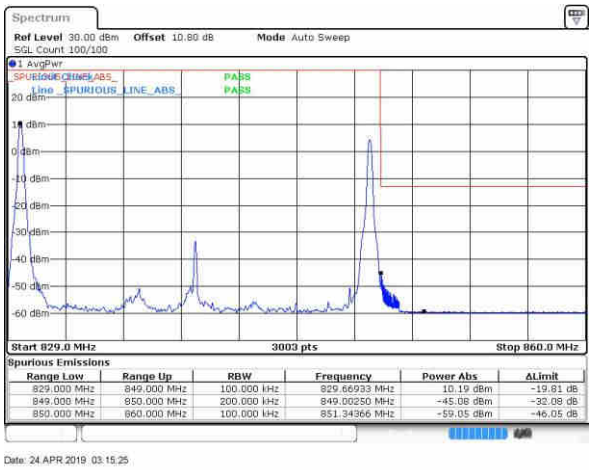

Lowest Band Edge / 1RB49 and 1RB0

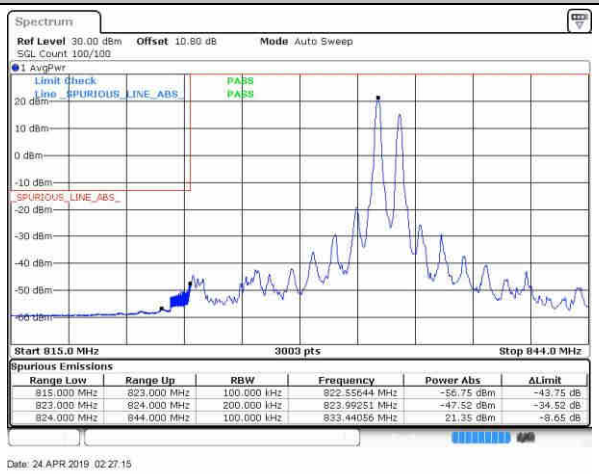

Highest Band Edge / 1RB49 and 1RB0

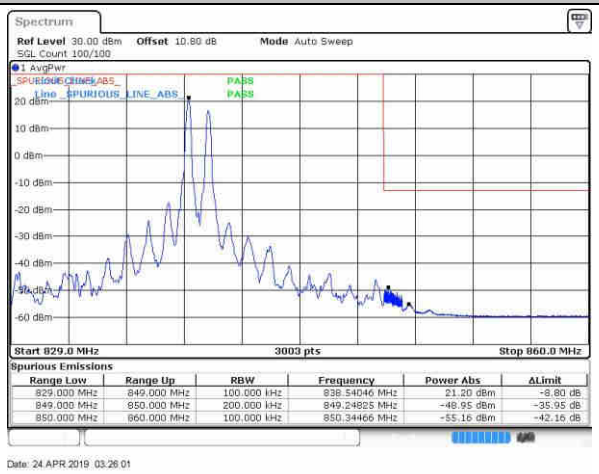

Lowest Band Edge / Full RB

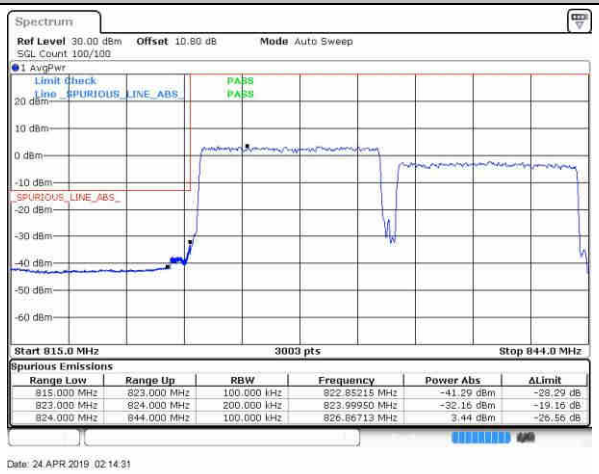

Highest Band Edge / Full RB

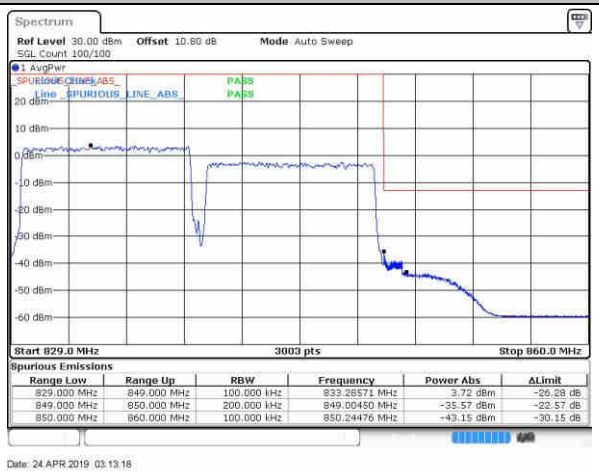

LTE Band 5 / 3MHz+5MHz

16QAM

Lowest Band Edge / 1RB0 and 1RB24

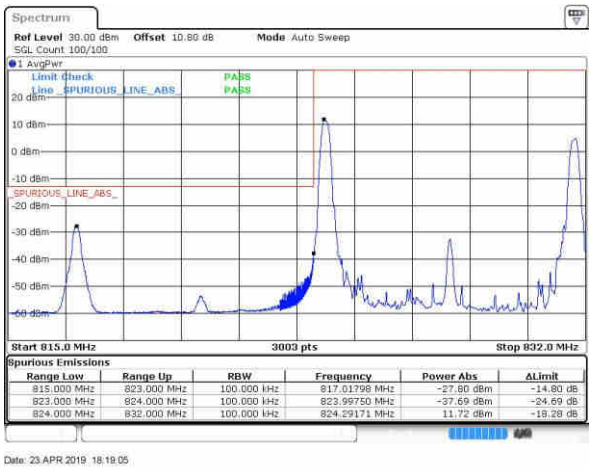

Highest Band Edge / 1RB0 and 1RB24

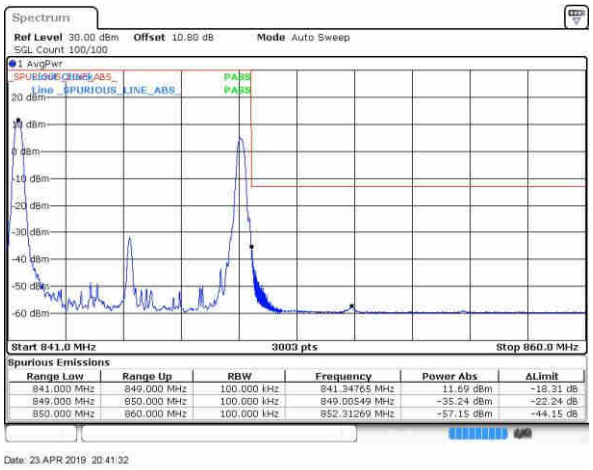

Lowest Band Edge / 1RB14 and 1RB0

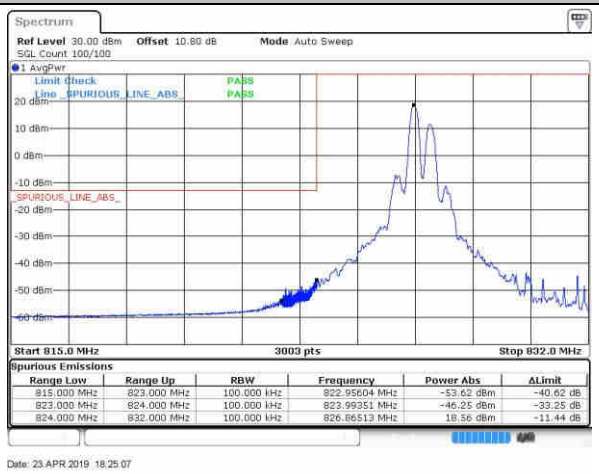

Highest Band Edge / 1RB14 and 1RB0

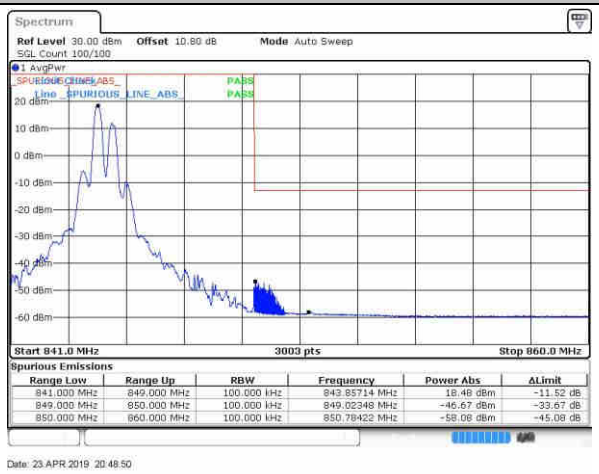

Lowest Band Edge / Full RB

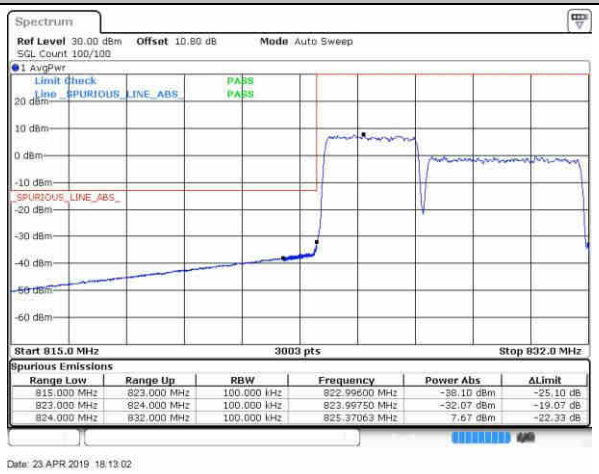

Highest Band Edge / Full RB

LTE Band 5 / 5MHz+3MHz

16QAM

Lowest Band Edge / 1RB0 and 1RB14

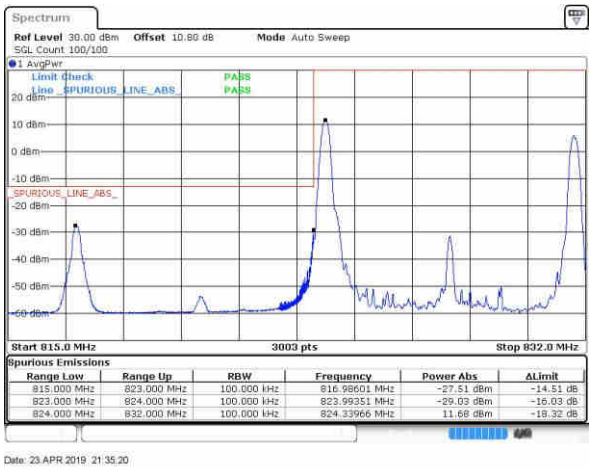

Highest Band Edge / 1RB0 and 1RB14

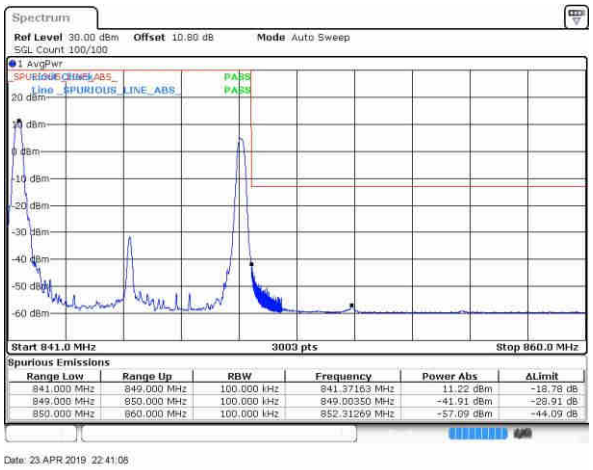

Lowest Band Edge / 1RB24 and 1RB0

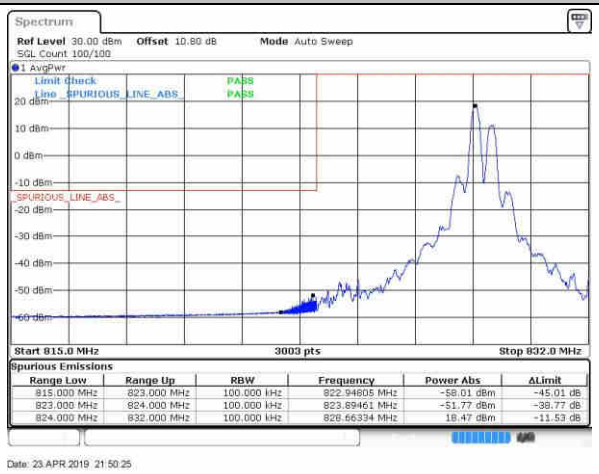

Highest Band Edge / 1RB24 and 1RB0

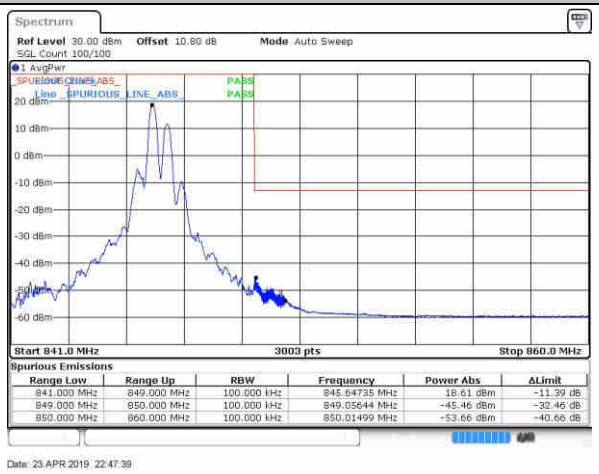

Lowest Band Edge / Full RB

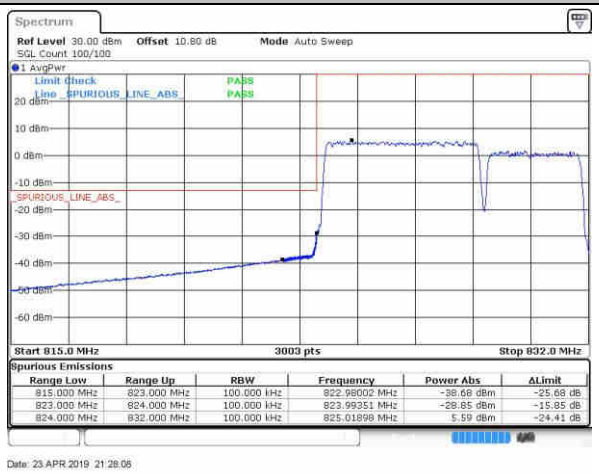

Highest Band Edge / Full RB

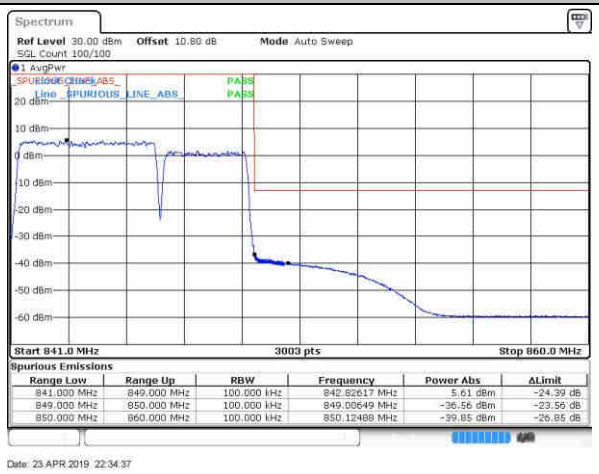

LTE Band 5 / 5MHz+10MHz

16QAM

Lowest Band Edge / 1RB0 and 1RB49

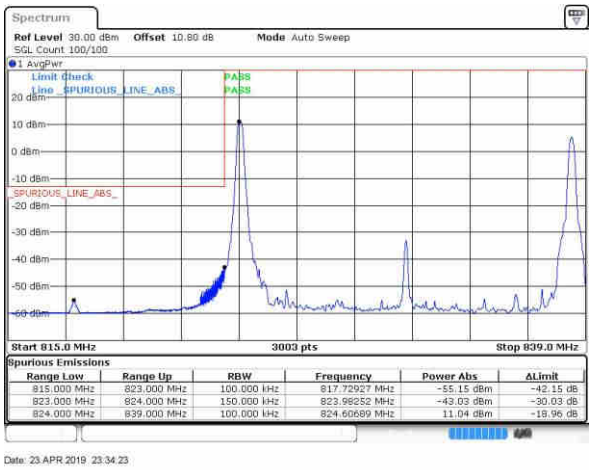

Highest Band Edge / 1RB0 and 1RB49

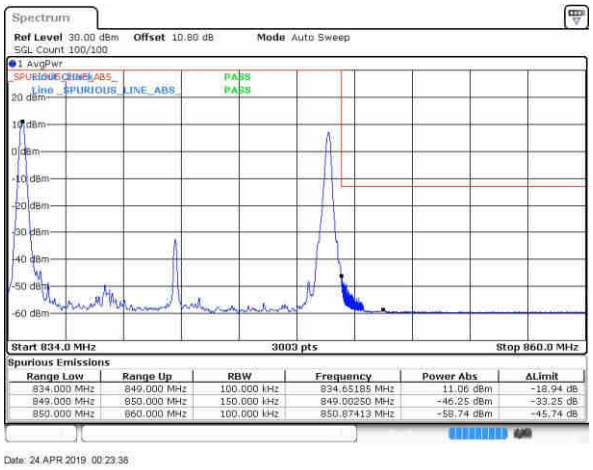

Lowest Band Edge / 1RB24 and 1RB0

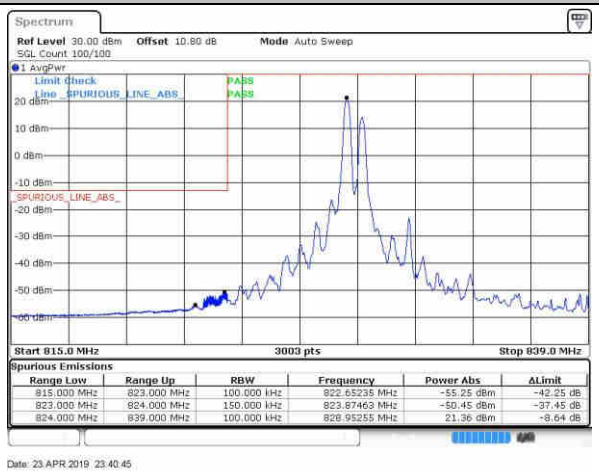

Highest Band Edge / 1RB24 and 1RB0

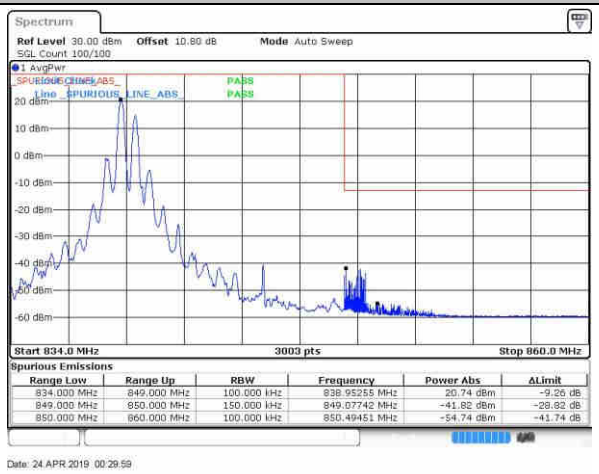

Lowest Band Edge / Full RB

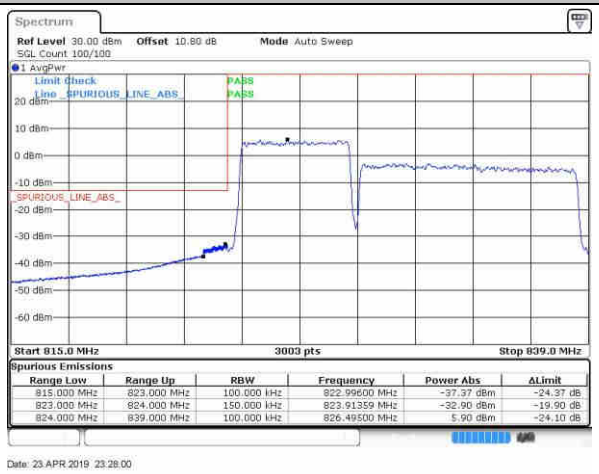

Highest Band Edge / Full RB

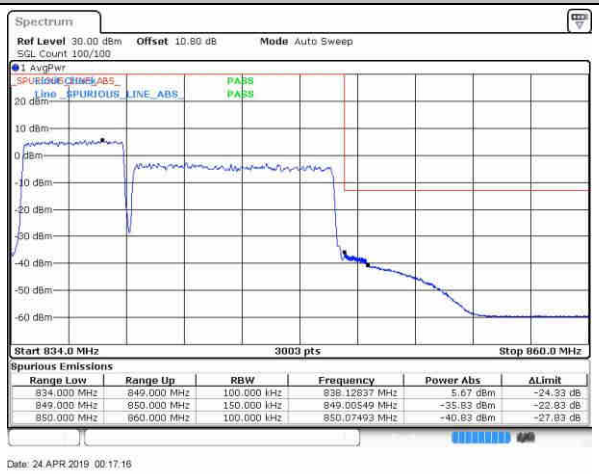

LTE Band 5 / 10MHz+5MHz

16QAM

Lowest Band Edge / 1RB0 and 1RB24

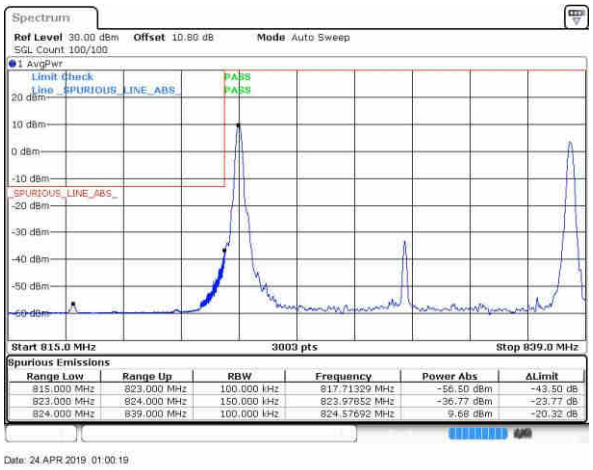

Highest Band Edge / 1RB0 and 1RB24

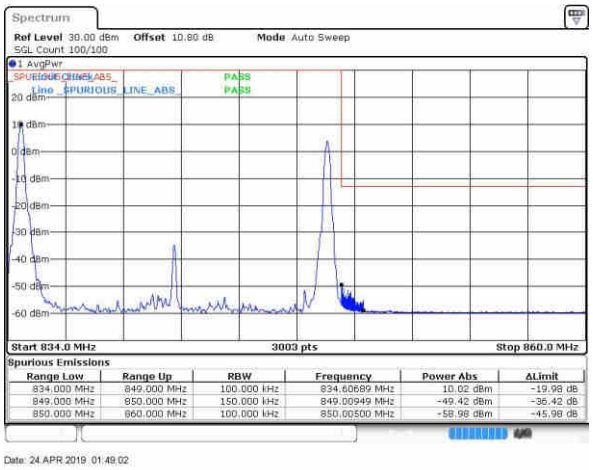

Lowest Band Edge / 1RB49 and 1RB0

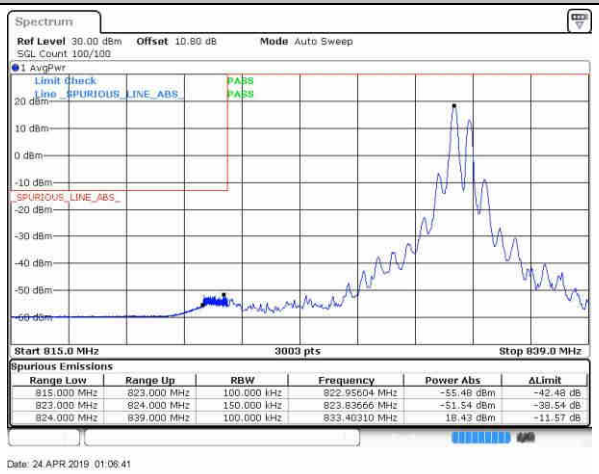

Highest Band Edge / 1RB49 and 1RB0

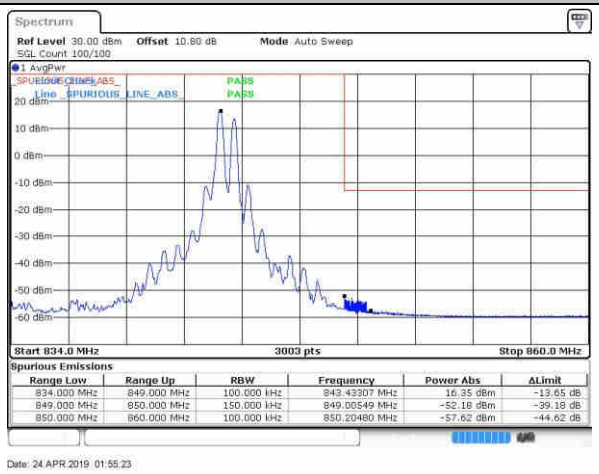

Lowest Band Edge / Full RB

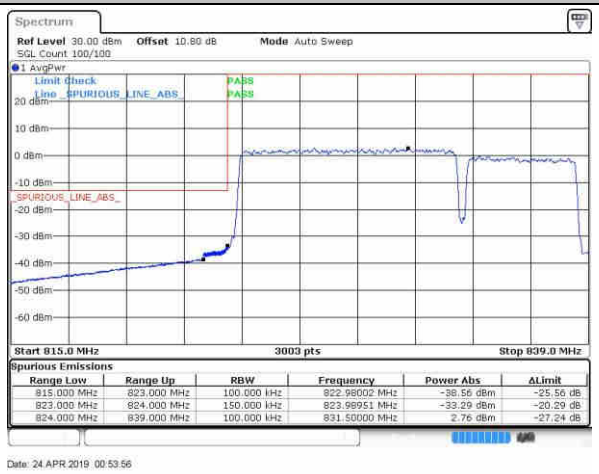

Highest Band Edge / Full RB

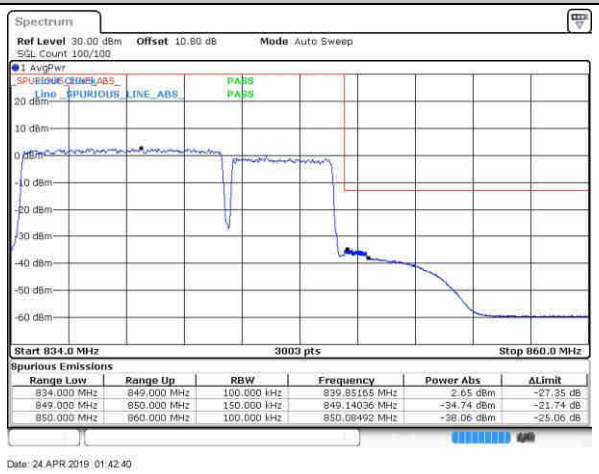

LTE Band 5 / 10MHz+10MHz

16QAM

Lowest Band Edge / 1RB0 and 1RB49

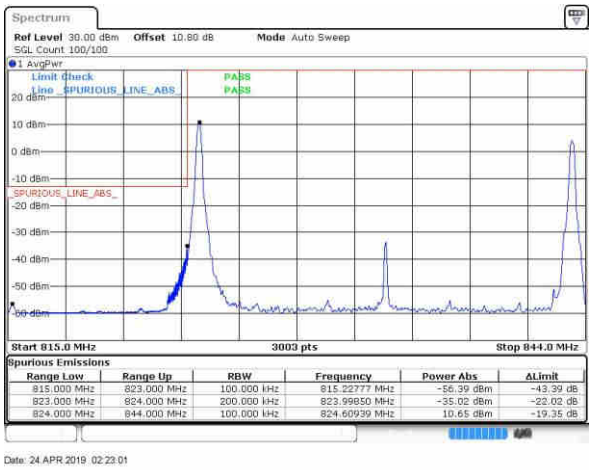

Highest Band Edge / 1RB0 and 1RB49

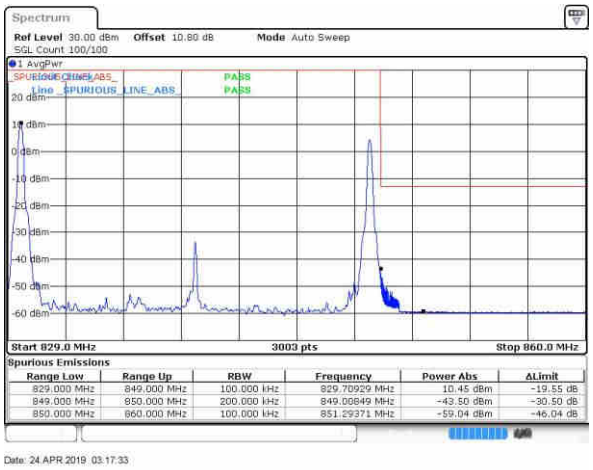

Lowest Band Edge / 1RB49 and 1RB0

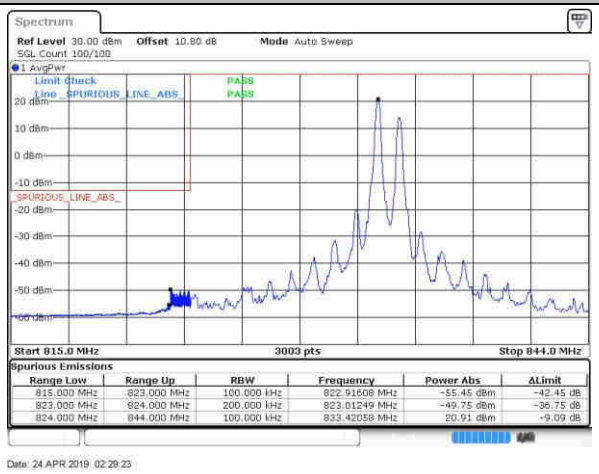

Highest Band Edge / 1RB49 and 1RB0

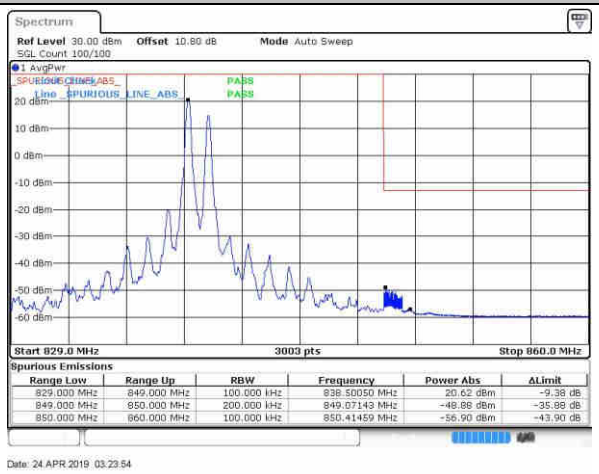

Lowest Band Edge / Full RB

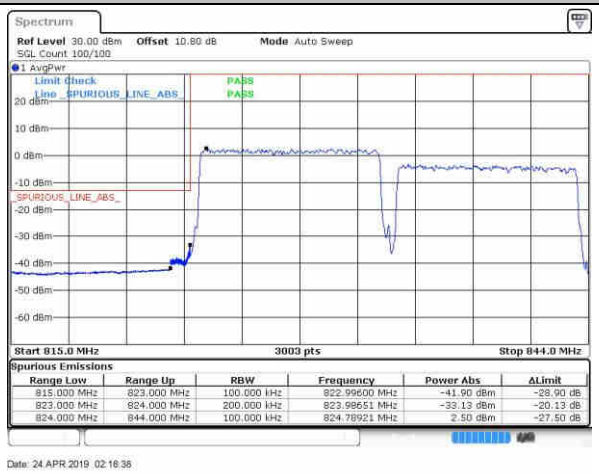
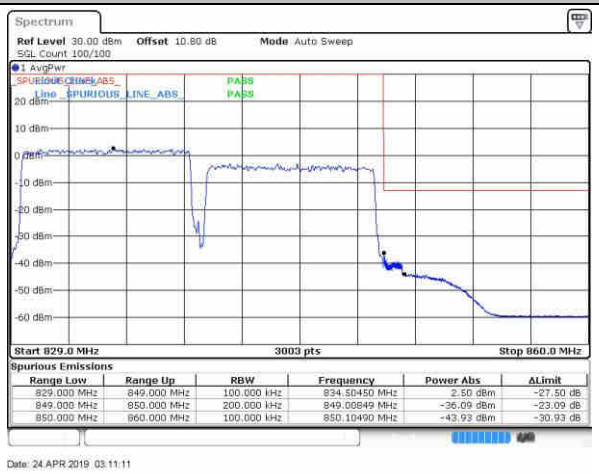
Highest Band Edge / Full RB