# FCC SAR TEST REPORT

| | | |
|---|---|---|
| **FCC ID** | : | **A4RG025E** |
| **Equipment** | : | **Phone** |
| **Model Name** | : | **G025E** |
| **Applicant** | : | **Google LLC**<br>**1600 Amphitheatre Parkway,**<br>**Mountain View, California, 94043 USA** |
| **Standard** | : | **FCC 47 CFR Part 2 (2.1093)**<br>**ANSI/IEEE C95.1-1992**<br>**IEEE 1528-2013** |

**The product was received on May 05, 2020 and testing was started from May 07, 2020 and completed on Aug. 01, 2020. We, SPORTON INTERNATIONAL INC., would like to declare that the tested sample has been evaluated in accordance with the test procedures and has been in compliance with the applicable technical standards.**

**The test results in this report apply exclusively to the tested model / sample. Without written approval of SPORTON INTERNATIONAL INC. EMC & Wireless Communications Laboratory, the test report shall not be reproduced except in full.**

**Approved by: Cona Huang / Deputy Manager**

***SPORTON INTERNATIONAL INC. EMC & Wireless Communications Laboratory***
*No. 52, Huaya 1st Rd., Guishan Dist., Taoyuan City, Taiwan (R.O.C.)*

# Table of Contents

**1. Statement of Compliance ..... 4**
**2. Guidance Applied ..... 5**
**3. Equipment Under Test (EUT) Information ..... 6**
3.1 General Information ..... 6
3.2 Maximum Tune-up Limit ..... 7
3.3 General 5G NR and LTE SAR Test and Reporting Considerations ..... 19
**4. Smart Transmit feature for RF Exposure compliance ..... 23**
**5. RF Exposure Limits ..... 26**
5.1 Uncontrolled Environment ..... 26
5.2 Controlled Environment ..... 26
**6. Specific Absorption Rate (SAR) ..... 27**
6.1 Introduction ..... 27
6.2 SAR Definition ..... 27
**7. System Description and Setup ..... 28**
7.1 Test Side Location ..... 28
7.2 E-Field Probe ..... 29
7.3 Data Acquisition Electronics (DAE) ..... 29
7.4 Phantom ..... 30
7.5 Device Holder ..... 31
**8. Measurement Procedures ..... 32**
8.1 Spatial Peak SAR Evaluation ..... 32
8.2 Power Reference Measurement ..... 33
8.3 Area Scan ..... 33
8.4 Zoom Scan ..... 34
8.5 Volume Scan Procedures ..... 34
8.6 Power Drift Monitoring ..... 34
**9. Test Equipment List ..... 35**
**10. System Verification ..... 36**
10.1 Tissue Simulating Liquids ..... 36
10.2 Tissue Verification ..... 37
10.3 System Performance Check Results ..... 39
**11. RF Exposure Positions ..... 41**
11.1 Ear and handset reference point ..... 41
11.2 Definition of the cheek position ..... 42
11.3 Definition of the tilt position ..... 43
11.4 Body Worn Accessory ..... 44
11.5 Product Specific Exposure ..... 44
11.6 Wireless Router ..... 45
**12. DL/UL carrier aggregation ..... 46**
**13. RF Exposure position consideration ..... 58**
**14. SAR Test Results ..... 59**
14.1 Head SAR ..... 62
14.2 Hotspot SAR ..... 76
14.3 Body Worn Accessory SAR ..... 92
14.4 Product Specific SAR ..... 107
14.5 Repeated SAR Measurement ..... 108
14.6 LTE Band 41 Power Class 2 and Power Class 3 Linearity ..... 109
**15. Simultaneous Transmission Analysis ..... 111**
15.1 5G NR + LTE + WLAN + BT Sim-Tx analysis ..... 112
15.2 Head Exposure Conditions ..... 113
15.3 Hotspot Exposure Conditions ..... 119
15.4 Body-Worn Accessory Exposure Conditions ..... 132
**16. Supplemental Antenna tuner tests results ..... 138**
16.1 Supplemental Head SAR results ..... 138
16.2 Supplemental Body SAR results ..... 139
**17. Uncertainty Assessment ..... 140**
**18. References ..... 140**
**Appendix A. Plots of System Performance Check**
**Appendix B. Plots of High SAR Measurement**
**Appendix C. DASY Calibration Certificate**
**Appendix D. Output Power Measurement**
**Appendix E. Test Setup Photos**

# History of this test report

| Report No. | Version | Description | Issued Date |
|---|---|---|---|
| FA022521-02A | 01 | Initial issue of report | Jun. 30, 2020 |
| FA022521-02A | 02 | Update section14.4 and 14.5 | Aug. 03, 2020 |
| FA022521-02A | 03 | Update section 1 | Aug. 04, 2020 |
| FA022521-02A | 04 | Update section 4 | Aug. 31, 2020 |
| | | | |
| | | | |
| | | | |
| | | | |
| | | | |
| | | | |
| | | | |
| | | | |
| | | | |
| | | | |
| | | | |

# 1. Statement of Compliance

The maximum results of Specific Absorption Rate (SAR) found during testing for Google LLC, Phone, G025E, are as follows.

| Equipment Class | Frequency Band | Highest SAR Summary | | | | Highest Simultaneous Transmission 1g SAR (W/kg) |
|---|---|---|---|---|---|---|
| | | Head (Separation 0mm) | Body-worn (Separation 10mm) | Hotspot (Separation 10mm) | Product Specific (Separation 0mm) | |
| | | 1g SAR (W/kg) | | | 10g SAR (W/kg) | |
| Licensed | GSM850 | 1.19 | 0.67 | 0.67 | | 1.57 |
| | GSM1900 | 0.47 | 1.09 | 0.88 | | |
| | WCDMA II | 0.86 | 1.15 | 0.98 | | |
| | WCDMA IV | 0.58 | 1.16 | 0.95 | | |
| | WCDMA V | 1.20 | 0.65 | 0.65 | | |
| | CDMA BC0 | 1.18 | 0.81 | 0.81 | | |
| | CDMA BC1 | 0.85 | 1.20 | 0.99 | | |
| | CDMA BC10 | 1.01 | 0.68 | 0.67 | | |
| | LTE Band 7 | 0.64 | 1.16 | 0.97 | | |
| | LTE Band 12 / 17 | 0.95 | 0.57 | 0.57 | | |
| | LTE Band 13 | 0.56 | 0.70 | 0.70 | | |
| | LTE Band 14 | 1.06 | 0.67 | 0.67 | | |
| | LTE Band 2 / 25 | 0.82 | 1.14 | 0.93 | | |
| | LTE Band 5 / 26 | 1.05 | 0.66 | 0.66 | | |
| | LTE Band 30 | 0.17 | 1.00 | 0.95 | | |
| | LTE Band 38 / 41 | 0.39 | 1.06 | 1.00 | | |
| | LTE Band 48 | 0.19 | 1.13 | 0.95 | | |
| | LTE Band 4 / 66 | 0.54 | 1.20 | 1.00 | 2.99 | |
| | LTE Band 71 | 0.75 | 0.62 | 0.62 | | |
| | n5 | 1.19 | 0.66 | 0.66 | | |
| | n12 | 0.79 | 0.56 | 0.56 | | |
| | n2 / n25 | 0.88 | 1.20 | 1.00 | | |
| | n41 | 0.99 | 0.74 | 0.74 | | |
| | n66 | 0.61 | 1.19 | 1.00 | | |
| | n71 | 1.15 | 0.71 | 0.71 | | |
| DTS | 2.4GHz WLAN | 0.53 | 0.76 | 0.47 | | 1.54 |
| NII | 5GHz WLAN | 0.42 | 1.13 | 0.47 | 2.19 | 1.57 |
| DSS | Bluetooth | 0.28 | 0.32 | 0.32 | | 1.57 |
| Date of Testing: | | 2020/5/7 ~ 2020/6/16 | | | | |

Sporton Lab is accredited to ISO 17025 by Taiwan Accreditation Foundation (TAF code: 1190) and the FCC designation No. TW1190 under the FCC 2.948(e) by Mutual Recognition Agreement (MRA) in FCC test. This device is in compliance with Specific Absorption Rate (SAR) for general population/uncontrolled exposure limits (1g SAR 1.6 W/kg for partial-body, 10g SAR 4.0W/kg for extremity) specified in FCC 47 CFR part 2 (2.1093) and ANSI/IEEE C95.1-1992, and had been tested in accordance with the measurement methods and procedures specified in IEEE 1528-2013 and FCC KDB publications.

**Reviewed by: Jason Wang**

**Report Producer: Ching Chen**

# 2. Guidance Applied

The Specific Absorption Rate (SAR) testing specification, method, and procedure for this device is in accordance with the following standards:

- FCC 47 CFR Part 2 (2.1093)<<for FCC
- ANSI/IEEE C95.1-1992<<for FCC
- IEEE 1528-2013
- FCC KDB 865664 D01 SAR Measurement 100 MHz to 6 GHz v01r04
- FCC KDB 865664 D02 SAR Reporting v01r02
- FCC KDB 447498 D01 General RF Exposure Guidance v06
- FCC KDB 648474 D04 SAR Evaluation Considerations for Wireless Handsets v01r03
- FCC KDB 248227 D01 802.11 Wi-Fi SAR v02r02
- FCC KDB 941225 D01 3G SAR Procedures v03r01
- FCC KDB 941225 D05 SAR for LTE Devices v02r05
- FCC KDB 941225 D05A Rel.10 LTE SAR Test Guidance v01r02
- FCC KDB 941225 D06 Hotspot Mode SAR v02r01
- FCC KDB 941225 D07 UMPC Mini Tablet v01r02

# 3. Equipment Under Test (EUT) Information

## 3.1 General Information

| Product Feature & Specification | |
|---|---|
| Equipment Name | Phone |
| Model Name | G025E |
| FCC ID | A4RG025E |
| Wireless Technology and Frequency Range | GSM850: 824.2 MHz ~ 848.8 MHz<br>GSM1900: 1850.2 MHz ~ 1909.8 MHz<br>WCDMA Band II: 1852.4 MHz ~ 1907.6 MHz<br>WCDMA Band IV: 1712.4 MHz ~ 1752.6 MHz<br>WCDMA Band V: 826.4 MHz ~ 846.6 MHz<br>CDMA2000 BC0: 824.7 MHz ~ 848.31 MHz<br>CDMA 2000 BC1: 1851.25 MHz ~ 1908.75 MHz<br>CDMA 2000 BC10: 817.9 MHz ~ 823.1 MHz<br>LTE Band 2: 1850.7 MHz ~ 1909.3 MHz<br>LTE Band 4: 1710.7 MHz ~ 1754.3 MHz<br>LTE Band 5: 824.7 MHz ~ 848.3 MHz<br>LTE Band 7: 2502.5 MHz ~ 2567.5 MHz<br>LTE Band 12: 699.7 MHz ~ 715.3 MHz<br>LTE Band 13: 779.5 MHz ~ 784.5 MHz<br>LTE Band 14: 790.5 MHz ~ 795.5 MHz<br>LTE Band 17: 706.5 MHz ~ 713.5 MHz<br>LTE Band 25: 1850.7 MHz ~ 1914.3 MHz<br>LTE Band 26: 821.5 MHz ~ 841.5 MHz<br>LTE Band 30: 2307.5 MHz ~ 2312.5 MHz<br>LTE Band 38: 2572.5 MHz ~ 2617.5 MHz<br>LTE Band 41: 2498.5 MHz ~ 2687.5 MHz<br>LTE Band 48: 3550 MHz ~ 3700 MHz<br>LTE Band 66: 1710.7 MHz ~ 1779.3 MHz<br>LTE Band 71: 665.5 MHz ~ 695.5 MHz<br>5G NR n2 : 1850 MHz ~ 1910 MHz<br>5G NR n5 : 824 MHz ~ 849 MHz<br>5G NR n12 : 699 MHz ~ 716 MHz<br>5G NR n25 : 1850 MHz ~ 1915 MHz<br>5G NR n41 : 2496 MHz ~ 2690 MHz<br>5G NR n66 : 1710 MHz ~ 1780 MHz<br>5G NR n71 : 663 MHz ~ 698 MHz<br>WLAN 2.4GHz Band: 2412 MHz ~ 2462 MHz<br>WLAN 5.2GHz Band: 5180 MHz ~ 5240 MHz<br>WLAN 5.3GHz Band: 5260 MHz ~ 5320 MHz<br>WLAN 5.5GHz Band: 5500 MHz ~ 5720 MHz<br>WLAN 5.8GHz Band: 5745 MHz ~ 5825 MHz<br>Bluetooth: 2402 MHz ~ 2480 MHz<br>NFC: 13.56 MHz |
| Mode | GSM/GPRS/EDGE<br>AMR / RMC 12.2Kbps<br>HSDPA<br>HSUPA<br>DC-HSDPA<br>CDMA2000 : 1xRTT/1xEv-Do(Rev.0)/1xEv-Do(Rev.A)<br>LTE: QPSK, 16QAM, 64QAM<br>5G NR: DFT-s-OFDM/CP-OFDM, Pi/ BPSK/QPSK/16QAM/64QAM/256QAM<br>WLAN: 802.11a/b/g/n/ac HT20 / HT40 / VHT20 / VHT40 / VHT80<br>Bluetooth BR/EDR/LE<br>NFC: ASK |
| GSM / (E)GPRS Dual Transfer mode | Class B – EUT cannot support Packet Switched and Circuit Switched Network simultaneously but can automatically switch between Packet and Circuit Switched Network. |

**Remark:**

1. This device implements open loop antenna tuning techniques for several WWAN (cellular) operating modes. Specifically, this technique is employed in the GSM, WCDMA, CDMA and LTE modes. The detail descriptions of the antenna tuner are included in the operational description.
2. The device implements the power management and sensor detection for SAR compliance at different exposure conditions (head, body-worn, hotspot/extremity) and the Qualcomm smart transmit will manage to ensure the power level not exceeding the associated power table. Details about the power management decision and sesnor detection are provided in the operational description.
3. This device WLAN 2.4GHz / 5.2GHz / 5.8GHz supports Hotspot operation and Bluetooth support tethering applications

## 3.2 Maximum Tune-up Limit

**General Note:**

1. For each cellular band, the device has several WWAN antennas, the antenna selection is based on the connection quality condition, and only one antenna will transmit at a time.
2. The device implements the power management and sensor detection for SAR compliance at different exposure conditions (head, body-worn, hotspot, extremity) by DSI and the Qualcomm Smart Transmit will manage to ensure the power level not exceeding the associated power table. Details about the power management decision and sensor detection are provided in the operational description.
3. Below table shows maximum tune up output power configured for this EUT for various transmit conditions (Device State Index DSI) by manufacturer, and the detail power measurement and tune-up limit refer to appendix D
4. In the table below which the DSI may have difference output power level. If some DSI output power measurement was not include in the appendix D, because the same output power level has been presented within the other DSI and use the same level to do SAR tested.
5. The DSI 0 was not use for SAR testing, the other DSI may same powr levels but DSI 0 is covered for all modes under the mobile RF exposure evaluation, please refer to Sporton's test report FA022521-02B

| Antenna configuration | |
|---|---|
| Config* | Support transmit antenna and band |
| Config 0 | ANT 0: GSM850, UMTS B5, CDMA BC0/BC10, LTE B5/B12/B13/B14/B17/B26/B71, NR n5/n12/n71<br>ANT 2: GSM1900, UMTS B2/B4, CDMA BC1, LTE B2/B4/B7/B25/B30/B66/B38/B41, NR n2/n25/n41/n66<br>ANT 5: NR n41<br>ANT 7: LTE B48 |
| Config 1 | ANT 0: GSM1900, UMTS B2/B4, BC1, LTE B2/B4/B7/B25/B30/B66/B38/B41, NR n2/n25/n41/n66<br>ANT 1: GSM850, UMTS B5, CDMA BC0/BC10, LTE B5/B12/B13/B14/B17/B26/B71, NR n5/n12/n71<br>ANT 2: LTE B48 |

*Config 0 and 1 means output ports of power measurement for different antennas and bands.

| Config0 | | | Maximum Transmit Power Level (dBm) | | | | | |
|---|---|---|---|---|---|---|---|---|
| | | | DSI_0 | DSI_2 | DSI_4 | DSI_6 | DSI_7 | DSI_8 |
| Radio Tech | Band Number | Antenna name | Default | Head Standalone | Body Standalone | Hotspot Simultaneous Transmit | Head Simultaneous Transmit | Body Simultaneous Transmit |
| GSM1Tx | 850 | ANT0 | 33.5 | 33.5 | 33.5 | 33.5 | 33.5 | 33.5 |
| GSM2Tx | 850 | ANT0 | 32.5 | 32.5 | 32.5 | 32.5 | 32.5 | 32.5 |
| GSM3Tx | 850 | ANT0 | 30.5 | 30.5 | 30.5 | 30.5 | 30.5 | 30.5 |
| GSM4Tx | 850 | ANT0 | 29.5 | 29.5 | 29.5 | 29.5 | 29.5 | 29.5 |
| GSM1Tx | 1900 | ANT2 | 30.5 | 30.5 | 30.5 | 30.5 | 30.5 | 30.5 |
| GSM2Tx | 1900 | ANT2 | 29.7 | 29.7 | 29.7 | 29.7 | 29.7 | 29.7 |
| GSM3Tx | 1900 | ANT2 | 28.0 | 28.0 | 28.0 | 28.0 | 28.0 | 28.0 |
| GSM4Tx | 1900 | ANT2 | 27.0 | 27.0 | 27.0 | 27.0 | 27.0 | 27.0 |
| WCDMA | B2 | ANT2 | 25.7 | 25.7 | 25.1 | 24.3 | 25.7 | 24.3 |
| WCDMA | B4 | ANT2 | 25.7 | 25.7 | 25.3 | 24.5 | 25.7 | 24.5 |
| WCDMA | B5 | ANT0 | 25.0 | 25.0 | 25.0 | 25.0 | 25.0 | 25.0 |
| CDMA | BC0 | ANT0 | 25.5 | 25.5 | 25.5 | 25.5 | 25.5 | 25.5 |
| CDMA | BC1 | ANT2 | 25.5 | 25.5 | 24.8 | 24.0 | 25.5 | 24.0 |
| CDMA | BC10 | ANT0 | 25.5 | 25.5 | 25.5 | 25.5 | 25.5 | 25.5 |
| LTE | B2 | ANT2 | 25.7 | 25.7 | 25.2 | 24.4 | 25.7 | 24.4 |
| LTE | B4 | ANT2 | 25.7 | 25.7 | 25.7 | 25.1 | 25.7 | 25.1 |
| LTE | B5 | ANT0 | 25.7 | 25.7 | 25.7 | 25.7 | 25.7 | 25.7 |
| LTE | B7 | ANT2 | 25.7 | 25.7 | 25.0 | 24.2 | 25.7 | 24.2 |
| LTE | B12 | ANT0 | 25.7 | 25.7 | 25.7 | 25.7 | 25.7 | 25.7 |
| LTE | B13 | ANT0 | 25.2 | 25.2 | 25.2 | 25.2 | 25.2 | 25.2 |
| LTE | B14 | ANT0 | 25.7 | 25.7 | 25.7 | 25.7 | 25.7 | 25.7 |
| LTE | B17 | ANT0 | 25.7 | 25.7 | 25.7 | 25.7 | 25.7 | 25.7 |
| LTE | B25 | ANT2 | 25.7 | 25.7 | 25.2 | 24.4 | 25.7 | 24.4 |
| LTE | B26 | ANT0 | 25.7 | 25.7 | 25.7 | 25.7 | 25.7 | 25.7 |
| LTE | B30 | ANT2 | 23.7 | 23.7 | 23.7 | 23.7 | 23.7 | 23.7 |
| LTE | B38 | ANT2 | 25.7 | 25.7 | 25.7 | 25.7 | 25.7 | 25.7 |
| LTE | B41 | ANT2 | 25.7 | 25.7 | 25.7 | 25.7 | 25.7 | 25.7 |
| LTE | B41_HPUE | ANT2 | 27.0 | 27.0 | 27.0 | 27.0 | 27.0 | 27.0 |
| LTE | B48 | ANT7 | 24.2 | 24.2 | 24.2 | 23.4 | 24.2 | 23.4 |
| LTE | B66 | ANT2 | 25.7 | 25.7 | 25.7 | 25.1 | 25.7 | 25.1 |
| LTE | B71 | ANT0 | 25.7 | 25.7 | 25.7 | 25.7 | 25.7 | 25.7 |
| 5G FR1 | n2 | ANT2 | 25.7 | 25.7 | 25.3 | 24.5 | 25.7 | 24.5 |
| 5G FR1 | n5 | ANT0 | 25.0 | 25.0 | 25.0 | 25.0 | 25.0 | 25.0 |
| 5G FR1 | n12 | ANT0 | 24.7 | 24.7 | 24.7 | 24.7 | 24.7 | 24.7 |
| 5G FR1 | n25 | ANT2 | 25.7 | 25.7 | 25.3 | 24.5 | 25.7 | 24.5 |
| 5G FR1 | n41 | ANT2 | 25.7 | 25.7 | 25.7 | 25.7 | 25.7 | 25.7 |
| 5G FR1 | n41 | ANT5 | 25.7 | 25.7 | 25.7 | 25.7 | 25.7 | 25.7 |
| 5G FR1 | n41_HPUE | ANT5 | 27.5 | 27.5 | 27.5 | 27.5 | 26.8 | 27.5 |
| 5G FR1 | n66 | ANT2 | 25.7 | 25.7 | 25.7 | 25.0 | 25.7 | 25.0 |
| 5G FR1 | n71 | ANT0 | 25.7 | 25.7 | 25.7 | 25.7 | 25.7 | 25.7 |

| Config1 | | | Secondary Transmitter Maximum Transmit Power Level (dBm) | | | | | |
|---|---|---|---|---|---|---|---|---|
| | | | DSI_0 | DSI_2 | DSI_4 | DSI_6 | DSI_7 | DSI_8 |
| Radio Tech | Band Number | Antenna name | Default | Head Standalone | Body Standalone | Hotspot Simultaneous Transmit | Head Simultaneous Transmit | Body Simultaneous Transmit |
| GSM1Tx | 850 | ANT1 | 33.5 | 33.5 | 33.5 | 33.5 | 33.5 | 33.5 |
| GSM2Tx | 850 | ANT1 | 32.5 | 31.7 | 32.5 | 32.5 | 30.9 | 32.5 |
| GSM3Tx | 850 | ANT1 | 30.5 | 29.9 | 30.5 | 30.5 | 29.1 | 30.5 |
| GSM4Tx | 850 | ANT1 | 29.5 | 28.7 | 29.5 | 29.5 | 27.9 | 29.5 |
| GSM1Tx | 1900 | ANT0 | 30.0 | 30.0 | 29.4 | 28.6 | 30.0 | 28.6 |
| GSM2Tx | 1900 | ANT0 | 29.2 | 29.2 | 26.4 | 25.6 | 29.2 | 25.6 |
| GSM3Tx | 1900 | ANT0 | 27.5 | 27.5 | 24.6 | 23.8 | 27.5 | 23.8 |
| GSM4Tx | 1900 | ANT0 | 26.5 | 26.5 | 23.4 | 22.6 | 26.5 | 22.6 |
| WCDMA | B2 | ANT0 | 25.7 | 25.7 | 22.1 | 21.3 | 25.7 | 21.3 |
| WCDMA | B4 | ANT0 | 25.7 | 25.7 | 21.7 | 20.9 | 25.7 | 20.9 |
| WCDMA | B5 | ANT1 | 25.0 | 24.3 | 25.0 | 25.0 | 23.5 | 25.0 |
| CDMA | BC0 | ANT1 | 25.5 | 24.6 | 25.5 | 25.5 | 23.8 | 25.5 |
| CDMA | BC1 | ANT0 | 25.5 | 25.5 | 21.4 | 20.6 | 25.5 | 20.6 |
| CDMA | BC10 | ANT1 | 25.5 | 24.7 | 25.5 | 25.5 | 23.9 | 25.5 |
| LTE | B2 | ANT0 | 25.7 | 25.7 | 19.7 | 18.9 | 25.7 | 18.9 |
| LTE | B4 | ANT0 | 25.7 | 25.7 | 21.6 | 20.8 | 25.7 | 20.8 |
| LTE | B5 | ANT1 | 25.7 | 25.0 | 25.7 | 25.7 | 24.2 | 25.7 |
| LTE | B7 | ANT0 | 25.7 | 25.7 | 23.1 | 22.3 | 25.7 | 22.3 |
| LTE | B12 | ANT1 | 25.7 | 25.7 | 25.7 | 25.7 | 25.5 | 25.7 |
| LTE | B13 | ANT1 | 25.2 | 25.2 | 25.2 | 25.2 | 25.2 | 25.2 |
| LTE | B14 | ANT1 | 25.7 | 25.7 | 25.7 | 25.7 | 25.4 | 25.7 |
| LTE | B17 | ANT1 | 25.7 | 25.7 | 25.7 | 25.7 | 25.5 | 25.7 |
| LTE | B25 | ANT0 | 25.7 | 25.7 | 19.7 | 18.9 | 25.7 | 18.9 |
| LTE | B26 | ANT1 | 25.7 | 25.0 | 25.7 | 25.7 | 24.2 | 25.7 |
| LTE | B30 | ANT0 | 23.7 | 23.7 | 23.3 | 22.5 | 23.7 | 22.5 |
| LTE | B38 | ANT0 | 25.7 | 25.7 | 23.6 | 22.8 | 25.7 | 22.8 |
| LTE | B41 | ANT0 | 25.7 | 25.7 | 23.6 | 22.8 | 25.7 | 22.8 |
| LTE | B41HPUE | ANT0 | 27.5 | 27.5 | 25.4 | 24.6 | 27.5 | 24.6 |
| LTE | B48 | ANT2 | 22.6 | 22.6 | 22.1 | 21.3 | 22.6 | 21.3 |
| LTE | B66 | ANT0 | 25.7 | 25.7 | 21.6 | 20.8 | 25.7 | 20.8 |
| LTE | B71 | ANT1 | 25.7 | 25.7 | 25.7 | 25.7 | 25.7 | 25.7 |
| 5G FR1 | n2 | ANT0 | 25.7 | 25.7 | 20.5 | 19.7 | 25.7 | 19.7 |
| 5G FR1 | n5 | ANT1 | 25.0 | 24.3 | 25.0 | 25.0 | 23.5 | 25.0 |
| 5G FR1 | n12 | ANT1 | 24.7 | 24.7 | 24.7 | 24.7 | 24.7 | 24.7 |
| 5G FR1 | n25 | ANT0 | 25.7 | 25.7 | 20.5 | 19.7 | 25.7 | 19.7 |
| 5G FR1 | n41 | ANT0 | 25.7 | 25.7 | 25.7 | 25.7 | 25.7 | 25.7 |
| 5G FR1 | n66 | ANT0 | 25.7 | 25.7 | 21.2 | 20.4 | 25.7 | 20.4 |
| 5G FR1 | n71 | ANT1 | 25.7 | 25.7 | 25.7 | 25.7 | 25.1 | 25.7 |

## <WLAN Maximum Power>

**General Note:**

1. The device implements the power management for WLAN SAR compliance at different exposure conditions (head, body-worn, hotspot, extremity). The control logic about the power management decision is provided in the operational description.
2. The WLAN power table relate to each exposure condition is description below:
   a. Defaulte Power Table: when operate at mobile condition.
   b. Power Table 1: when operate at body or extremity condition in standalone or transmit simultaneous with Bluetooth when WWAN off.
   c. Power Table 2: when operate at head exposure condition.
   d. Power Table 3: when operate at hotspot or body exposure condition when transmit simultaneously with WWAN on.

## <Default Power Table>

### <2.4GHz WLAN>

| Transmit Antenna | | | | SISO | SISO | MIMO | | |
|---|---|---|---|---|---|---|---|---|
| | Mode | Channel | Frequency (MHz) | Ant 4 Tune-Up Limit | Ant 3 Tune-Up Limit | Ant 4+3(4) Tune-Up Limit | Ant 4+3(3) Tune-Up Limit | Ant 4+3 Tune-Up Limit |
| 2.4GHz WLAN | 802.11b 1Mbps | 1 | 2412 | 19.50 | 19.50 | 19.50 | 19.50 | 22.5 |
| | | 6 | 2437 | 19.50 | 19.50 | 19.50 | 19.50 | 22.5 |
| | | 11 | 2462 | 19.50 | 19.50 | 19.50 | 19.50 | 22.5 |
| | 802.11g 6Mbps | 1 | 2412 | 17.50 | 17.50 | 17.50 | 17.50 | 20.5 |
| | | 6 | 2437 | 19.50 | 19.50 | 19.50 | 19.50 | 22.5 |
| | | 11 | 2462 | 18.00 | 18.00 | 18.00 | 18.00 | 21.0 |
| | 802.11n-HT20 MCS0 | 1 | 2412 | 16.50 | 16.50 | 16.50 | 16.50 | 19.5 |
| | | 6 | 2437 | 19.50 | 19.50 | 19.50 | 19.50 | 22.5 |
| | | 11 | 2462 | 16.50 | 16.50 | 16.50 | 16.50 | 19.5 |
| | 802.11ac-VHT20 MCS0 | 1 | 2412 | 16.50 | 16.50 | 16.50 | 16.50 | 19.5 |
| | | 6 | 2437 | 19.50 | 19.50 | 19.50 | 19.50 | 22.5 |
| | | 11 | 2462 | 16.50 | 16.50 | 16.50 | 16.50 | 19.5 |

### <5GHz WLAN>

| Transmit Antenna | | | | SISO | SISO | MIMO | | |
|---|---|---|---|---|---|---|---|---|
| | Mode | Channel | Frequency (MHz) | Ant 4 Tune-Up Limit | Ant 3 Tune-Up Limit | Ant 4+3(4) Tune-Up Limit | Ant 4+3(3) Tune-Up Limit | Ant 4+3 Tune-Up Limit |
| 5.2GHz WLAN | 802.11a 6Mbps | 36 | 5180 | 17.50 | 17.50 | 17.50 | 17.50 | 20.5 |
| | | 40 | 5200 | 17.50 | 17.50 | 17.50 | 17.50 | 20.5 |
| | | 44 | 5220 | 17.50 | 17.50 | 17.50 | 17.50 | 20.5 |
| | | 48 | 5240 | 17.50 | 17.50 | 17.50 | 17.50 | 20.5 |
| | 802.11n-HT20 MCS0 | 36 | 5180 | 17.50 | 17.50 | 17.50 | 17.50 | 20.5 |
| | | 40 | 5200 | 17.50 | 17.50 | 17.50 | 17.50 | 20.5 |
| | | 44 | 5220 | 17.50 | 17.50 | 17.50 | 17.50 | 20.5 |
| | | 48 | 5240 | 17.50 | 17.50 | 17.50 | 17.50 | 20.5 |
| | 802.11n-HT40 MCS0 | 38 | 5190 | 13.50 | 13.50 | 13.50 | 13.50 | 16.5 |
| | | 46 | 5230 | 17.50 | 17.50 | 17.50 | 17.50 | 20.5 |
| | 802.11ac-VHT20 MCS0 | 36 | 5180 | 17.50 | 17.50 | 17.50 | 17.50 | 20.5 |
| | | 40 | 5200 | 17.50 | 17.50 | 17.50 | 17.50 | 20.5 |
| | | 44 | 5220 | 17.50 | 17.50 | 17.50 | 17.50 | 20.5 |
| | | 48 | 5240 | 17.50 | 17.50 | 17.50 | 17.50 | 20.5 |
| | 802.11ac-VHT40 MCS0 | 38 | 5190 | 13.50 | 13.50 | 13.50 | 13.50 | 16.5 |
| | | 46 | 5230 | 17.50 | 17.50 | 17.50 | 17.50 | 20.5 |
| | 802.11ac-VHT80 MCS0 | 42 | 5210 | 13.00 | 13.00 | 13.00 | 13.00 | 16.0 |

| Transmit Antenna | | | | SISO | SISO | MIMO | | |
|---|---|---|---|---|---|---|---|---|
| | Mode | Channel | Frequency (MHz) | Ant 4 Tune-Up Limit | Ant 3 Tune-Up Limit | Ant 4+3(4) Tune-Up Limit | Ant 4+3(3) Tune-Up Limit | Ant 4+3 Tune-Up Limit |
| 5.3GHz WLAN | 802.11a 6Mbps | 52 | 5260 | 17.50 | 17.50 | 17.50 | 17.50 | 20.5 |
| | | 56 | 5280 | 17.50 | 17.50 | 17.50 | 17.50 | 20.5 |
| | | 60 | 5300 | 17.50 | 17.50 | 17.50 | 17.50 | 20.5 |
| | | 64 | 5320 | 17.50 | 17.50 | 17.50 | 17.50 | 20.5 |
| | 802.11n-HT20 MCS0 | 52 | 5260 | 17.50 | 17.50 | 17.50 | 17.50 | 20.5 |
| | | 56 | 5280 | 17.50 | 17.50 | 17.50 | 17.50 | 20.5 |
| | | 60 | 5300 | 17.50 | 17.50 | 17.50 | 17.50 | 20.5 |
| | | 64 | 5320 | 17.50 | 17.50 | 17.50 | 17.50 | 20.5 |
| | 802.11n-HT40 MCS0 | 54 | 5270 | 17.50 | 17.50 | 17.50 | 17.50 | 20.5 |
| | | 62 | 5310 | 14.00 | 14.00 | 14.00 | 14.00 | 17.0 |
| | 802.11ac-VHT20 MCS0 | 52 | 5260 | 17.50 | 17.50 | 17.50 | 17.50 | 20.5 |
| | | 56 | 5280 | 17.50 | 17.50 | 17.50 | 17.50 | 20.5 |
| | | 60 | 5300 | 17.50 | 17.50 | 17.50 | 17.50 | 20.5 |
| | | 64 | 5320 | 17.50 | 17.50 | 17.50 | 17.50 | 20.5 |
| | 802.11ac-VHT40 MCS0 | 54 | 5270 | 17.50 | 17.50 | 17.50 | 17.50 | 20.5 |
| | | 62 | 5310 | 14.00 | 14.00 | 14.00 | 14.00 | 17.0 |
| | 802.11ac-VHT80 MCS0 | 58 | 5290 | 12.00 | 12.00 | 12.00 | 12.00 | 15.0 |

| Transmit Antenna | | | | SISO | SISO | MIMO | | |
|---|---|---|---|---|---|---|---|---|
| | Mode | Channel | Frequency (MHz) | Ant 4 Tune-Up Limit | Ant 3 Tune-Up Limit | Ant 4+3(4) Tune-Up Limit | Ant 4+3(3) Tune-Up Limit | Ant 4+3 Tune-Up Limit |
| 5.5GHz WLAN | 802.11a 6Mbps | 100 | 5500 | 17.50 | 17.50 | 17.50 | 17.50 | 20.5 |
| | | 116 | 5580 | 17.50 | 17.50 | 17.50 | 17.50 | 20.5 |
| | | 124 | 5620 | 17.50 | 17.50 | 17.50 | 17.50 | 20.5 |
| | | 132 | 5660 | 17.50 | 17.50 | 17.50 | 17.50 | 20.5 |
| | | 140 | 5700 | 17.50 | 17.50 | 17.50 | 17.50 | 20.5 |
| | | 144 | 5720 | 17.50 | 17.50 | 17.50 | 17.50 | 20.5 |
| | 802.11n-HT20 MCS0 | 100 | 5500 | 17.50 | 17.50 | 17.50 | 17.50 | 20.5 |
| | | 116 | 5580 | 17.50 | 17.50 | 17.50 | 17.50 | 20.5 |
| | | 124 | 5620 | 17.50 | 17.50 | 17.50 | 17.50 | 20.5 |
| | | 132 | 5660 | 18.00 | 18.00 | 18.00 | 18.00 | 21.0 |
| | | 140 | 5700 | 18.00 | 18.00 | 18.00 | 18.00 | 21.0 |
| | | 144 | 5720 | 17.50 | 17.50 | 17.50 | 17.50 | 20.5 |
| | 802.11n-HT40 MCS0 | 102 | 5510 | 16.00 | 16.00 | 16.00 | 16.00 | 19.0 |
| | | 110 | 5550 | 17.50 | 17.50 | 17.50 | 17.50 | 20.5 |
| | | 126 | 5630 | 17.50 | 17.50 | 17.50 | 17.50 | 20.5 |
| | | 134 | 5670 | 17.50 | 17.50 | 17.50 | 17.50 | 20.5 |
| | | 142 | 5710 | 17.50 | 17.50 | 17.50 | 17.50 | 20.5 |
| | 802.11ac-VHT20 MCS0 | 100 | 5500 | 17.50 | 17.50 | 17.50 | 17.50 | 20.5 |
| | | 116 | 5580 | 17.50 | 17.50 | 17.50 | 17.50 | 20.5 |
| | | 124 | 5620 | 17.50 | 17.50 | 17.50 | 17.50 | 20.5 |
| | | 132 | 5660 | 18.00 | 18.00 | 18.00 | 18.00 | 21.0 |
| | | 140 | 5700 | 18.00 | 18.00 | 18.00 | 18.00 | 21.0 |
| | | 144 | 5720 | 17.50 | 17.50 | 17.50 | 17.50 | 20.5 |
| | 802.11ac-VHT40 MCS0 | 102 | 5510 | 16.00 | 16.00 | 16.00 | 16.00 | 19.0 |
| | | 110 | 5550 | 17.50 | 17.50 | 17.50 | 17.50 | 20.5 |
| | | 126 | 5630 | 17.50 | 17.50 | 17.50 | 17.50 | 20.5 |
| | | 134 | 5670 | 17.50 | 17.50 | 17.50 | 17.50 | 20.5 |
| | | 142 | 5710 | 17.50 | 17.50 | 17.50 | 17.50 | 20.5 |
| | 802.11ac-VHT80 MCS0 | 106 | 5530 | 12.50 | 12.50 | 12.50 | 12.50 | 15.5 |
| | | 122 | 5610 | 17.00 | 17.00 | 17.00 | 17.00 | 20.0 |
| | | 138 | 5690 | 17.00 | 17.00 | 17.00 | 17.00 | 20.0 |

| Transmit Antenna | | | | SISO | SISO | MIMO | | |
|---|---|---|---|---|---|---|---|---|
| | Mode | Channel | Frequency (MHz) | Ant 4 Tune-Up Limit | Ant 3 Tune-Up Limit | Ant 4+3(4) Tune-Up Limit | Ant 4+3(3) Tune-Up Limit | Ant 4+3 Tune-Up Limit |
| 5.8GHz WLAN | 802.11a 6Mbps | 149 | 5745 | 18.50 | 18.50 | 18.50 | 18.50 | 21.5 |
| | | 157 | 5785 | 18.50 | 18.50 | 18.50 | 18.50 | 21.5 |
| | | 165 | 5825 | 18.50 | 18.50 | 18.50 | 18.50 | 21.5 |
| | 802.11n-HT20 MCS0 | 149 | 5745 | 18.50 | 18.50 | 18.50 | 18.50 | 21.5 |
| | | 157 | 5785 | 18.50 | 18.50 | 18.50 | 18.50 | 21.5 |
| | | 165 | 5825 | 18.50 | 18.50 | 18.50 | 18.50 | 21.5 |
| | 802.11n-HT40 MCS0 | 151 | 5755 | 17.50 | 17.50 | 17.50 | 17.50 | 20.5 |
| | | 159 | 5795 | 17.50 | 17.50 | 17.50 | 17.50 | 20.5 |
| | 802.11ac-VHT20 MCS0 | 149 | 5745 | 18.50 | 18.50 | 18.50 | 18.50 | 21.5 |
| | | 157 | 5785 | 18.50 | 18.50 | 18.50 | 18.50 | 21.5 |
| | | 165 | 5825 | 18.50 | 18.50 | 18.50 | 18.50 | 21.5 |
| | 802.11ac-VHT40 MCS0 | 151 | 5755 | 17.50 | 17.50 | 17.50 | 17.50 | 20.5 |
| | | 159 | 5795 | 17.50 | 17.50 | 17.50 | 17.50 | 20.5 |
| | 802.11ac-VHT80 MCS0 | 155 | 5775 | 17.00 | 17.00 | 17.00 | 17.00 | 20.0 |

## <Power Table 1>

## <2.4GHz WLAN>

| Transmit Antenna | | | | SISO | SISO | MIMO | | |
|---|---|---|---|---|---|---|---|---|
| | Mode | Channel | Frequency (MHz) | Ant 4 Tune-Up Limit | Ant 3 Tune-Up Limit | Ant 4+3(4) Tune-Up Limit | Ant 4+3(3) Tune-Up Limit | Ant 4+3 Tune-Up Limit |
| 2.4GHz WLAN | 802.11b 1Mbps | 1 | 2412 | 19.50 | 19.50 | 19.50 | 19.50 | 22.5 |
| | | 6 | 2437 | 19.50 | 19.50 | 19.50 | 19.50 | 22.5 |
| | | 11 | 2462 | 19.50 | 19.50 | 19.50 | 19.50 | 22.5 |
| | 802.11g 6Mbps | 1 | 2412 | 17.50 | 17.50 | 17.50 | 17.50 | 20.5 |
| | | 6 | 2437 | 19.50 | 19.50 | 19.50 | 19.50 | 22.5 |
| | | 11 | 2462 | 18.00 | 18.00 | 18.00 | 18.00 | 21.0 |
| | 802.11n-HT20 MCS0 | 1 | 2412 | 16.50 | 16.50 | 16.50 | 16.50 | 19.5 |
| | | 6 | 2437 | 19.50 | 19.50 | 19.50 | 19.50 | 22.5 |
| | | 11 | 2462 | 16.50 | 16.50 | 16.50 | 16.50 | 19.5 |
| | 802.11ac-VHT20 MCS0 | 1 | 2412 | 16.50 | 16.50 | 16.50 | 16.50 | 19.5 |
| | | 6 | 2437 | 19.50 | 19.50 | 19.50 | 19.50 | 22.5 |
| | | 11 | 2462 | 16.50 | 16.50 | 16.50 | 16.50 | 19.5 |

## <5GHz WLAN>

| Transmit Antenna | | | | SISO | SISO | MIMO | | |
|---|---|---|---|---|---|---|---|---|
| | Mode | Channel | Frequency (MHz) | Ant 4 Tune-Up Limit | Ant 3 Tune-Up Limit | Ant 4+3(4) Tune-Up Limit | Ant 4+3(3) Tune-Up Limit | Ant 4+3 Tune-Up Limit |
| 5.2GHz WLAN | 802.11a 6Mbps | 36 | 5180 | 17.50 | 17.50 | 17.50 | 17.50 | 20.5 |
| | | 40 | 5200 | 17.50 | 17.50 | 17.50 | 17.50 | 20.5 |
| | | 44 | 5220 | 17.50 | 17.50 | 17.50 | 17.50 | 20.5 |
| | | 48 | 5240 | 17.50 | 17.50 | 17.50 | 17.50 | 20.5 |
| | 802.11n-HT20 MCS0 | 36 | 5180 | 17.50 | 17.50 | 17.50 | 17.50 | 20.5 |
| | | 40 | 5200 | 17.50 | 17.50 | 17.50 | 17.50 | 20.5 |
| | | 44 | 5220 | 17.50 | 17.50 | 17.50 | 17.50 | 20.5 |
| | | 48 | 5240 | 17.50 | 17.50 | 17.50 | 17.50 | 20.5 |
| | 802.11n-HT40 MCS0 | 38 | 5190 | 13.50 | 13.50 | 13.50 | 13.50 | 16.5 |
| | | 46 | 5230 | 17.50 | 17.50 | 17.50 | 17.50 | 20.5 |
| | 802.11ac-VHT20 MCS0 | 36 | 5180 | 17.50 | 17.50 | 17.50 | 17.50 | 20.5 |
| | | 40 | 5200 | 17.50 | 17.50 | 17.50 | 17.50 | 20.5 |
| | | 44 | 5220 | 17.50 | 17.50 | 17.50 | 17.50 | 20.5 |
| | | 48 | 5240 | 17.50 | 17.50 | 17.50 | 17.50 | 20.5 |
| | 802.11ac-VHT40 MCS0 | 38 | 5190 | 13.50 | 13.50 | 13.50 | 13.50 | 16.5 |
| | | 46 | 5230 | 17.50 | 17.50 | 17.50 | 17.50 | 20.5 |
| | 802.11ac-VHT80 MCS0 | 42 | 5210 | 13.00 | 13.00 | 13.00 | 13.00 | 16.0 |

| Transmit Antenna | | | | SISO | SISO | MIMO | | |
|---|---|---|---|---|---|---|---|---|
| | Mode | Channel | Frequency (MHz) | Ant 4 Tune-Up Limit | Ant 3 Tune-Up Limit | Ant 4+3(4) Tune-Up Limit | Ant 4+3(3) Tune-Up Limit | Ant 4+3 Tune-Up Limit |
| 5.3GHz WLAN | 802.11a 6Mbps | 52 | 5260 | 17.50 | 17.50 | 17.50 | 17.50 | 20.5 |
| | | 56 | 5280 | 17.50 | 17.50 | 17.50 | 17.50 | 20.5 |
| | | 60 | 5300 | 17.50 | 17.50 | 17.50 | 17.50 | 20.5 |
| | | 64 | 5320 | 17.50 | 17.50 | 17.50 | 17.50 | 20.5 |
| | 802.11n-HT20 MCS0 | 52 | 5260 | 17.50 | 17.50 | 17.50 | 17.50 | 20.5 |
| | | 56 | 5280 | 17.50 | 17.50 | 17.50 | 17.50 | 20.5 |
| | | 60 | 5300 | 17.50 | 17.50 | 17.50 | 17.50 | 20.5 |
| | | 64 | 5320 | 17.50 | 17.50 | 17.50 | 17.50 | 20.5 |
| | 802.11n-HT40 MCS0 | 54 | 5270 | 17.50 | 17.50 | 17.50 | 17.50 | 20.5 |
| | | 62 | 5310 | 14.00 | 14.00 | 14.00 | 14.00 | 17.0 |
| | 802.11ac-VHT20 MCS0 | 52 | 5260 | 17.50 | 17.50 | 17.50 | 17.50 | 20.5 |
| | | 56 | 5280 | 17.50 | 17.50 | 17.50 | 17.50 | 20.5 |
| | | 60 | 5300 | 17.50 | 17.50 | 17.50 | 17.50 | 20.5 |
| | | 64 | 5320 | 17.50 | 17.50 | 17.50 | 17.50 | 20.5 |
| | 802.11ac-VHT40 MCS0 | 54 | 5270 | 17.50 | 17.50 | 17.50 | 17.50 | 20.5 |
| | | 62 | 5310 | 14.00 | 14.00 | 14.00 | 14.00 | 17.0 |
| | 802.11ac-VHT80 MCS0 | 58 | 5290 | 12.00 | 12.00 | 12.00 | 12.00 | 15.0 |

| Transmit Antenna | | | | SISO | SISO | MIMO | | |
|---|---|---|---|---|---|---|---|---|
| | Mode | Channel | Frequency (MHz) | Ant 4 Tune-Up Limit | Ant 3 Tune-Up Limit | Ant 4+3(4) Tune-Up Limit | Ant 4+3(3) Tune-Up Limit | Ant 4+3 Tune-Up Limit |
| 5.5GHz WLAN | 802.11a 6Mbps | 100 | 5500 | 17.50 | 13.50 | 17.50 | 16.00 | 19.8 |
| | | 116 | 5580 | 17.50 | 13.50 | 17.50 | 16.00 | 19.8 |
| | | 124 | 5620 | 17.50 | 13.50 | 17.50 | 16.00 | 19.8 |
| | | 132 | 5660 | 17.50 | 13.50 | 17.50 | 16.00 | 19.8 |
| | | 140 | 5700 | 17.50 | 13.50 | 17.50 | 16.00 | 19.8 |
| | | 144 | 5720 | 17.50 | 13.50 | 17.50 | 16.00 | 19.8 |
| | 802.11n-HT20 MCS0 | 100 | 5500 | 17.50 | 13.50 | 17.50 | 16.00 | 19.8 |
| | | 116 | 5580 | 17.50 | 13.50 | 17.50 | 16.00 | 19.8 |
| | | 124 | 5620 | 17.50 | 13.50 | 17.50 | 16.00 | 19.8 |
| | | 132 | 5660 | 18.00 | 13.50 | 18.00 | 16.00 | 20.1 |
| | | 140 | 5700 | 18.00 | 13.50 | 18.00 | 16.00 | 20.1 |
| | | 144 | 5720 | 17.50 | 13.50 | 17.50 | 16.00 | 19.8 |
| | 802.11n-HT40 MCS0 | 102 | 5510 | 16.00 | 13.50 | 16.00 | 16.00 | 19.0 |
| | | 110 | 5550 | 17.50 | 13.50 | 17.50 | 16.00 | 19.8 |
| | | 126 | 5630 | 17.50 | 13.50 | 17.50 | 16.00 | 19.8 |
| | | 134 | 5670 | 17.50 | 13.50 | 17.50 | 16.00 | 19.8 |
| | | 142 | 5710 | 17.50 | 13.50 | 17.50 | 16.00 | 19.8 |
| | 802.11ac-VHT20 MCS0 | 100 | 5500 | 17.50 | 13.50 | 17.50 | 16.00 | 19.8 |
| | | 116 | 5580 | 17.50 | 13.50 | 17.50 | 16.00 | 19.8 |
| | | 124 | 5620 | 17.50 | 13.50 | 17.50 | 16.00 | 19.8 |
| | | 132 | 5660 | 18.00 | 13.50 | 18.00 | 16.00 | 20.1 |
| | | 140 | 5700 | 18.00 | 13.50 | 18.00 | 16.00 | 20.1 |
| | | 144 | 5720 | 17.50 | 13.50 | 17.50 | 16.00 | 19.8 |
| | 802.11ac-VHT40 MCS0 | 102 | 5510 | 16.00 | 13.50 | 16.00 | 16.00 | 19.0 |
| | | 110 | 5550 | 17.50 | 13.50 | 17.50 | 16.00 | 19.8 |
| | | 126 | 5630 | 17.50 | 13.50 | 17.50 | 16.00 | 19.8 |
| | | 134 | 5670 | 17.50 | 13.50 | 17.50 | 16.00 | 19.8 |
| | | 142 | 5710 | 17.50 | 13.50 | 17.50 | 16.00 | 19.8 |
| | 802.11ac-VHT80 MCS0 | 106 | 5530 | 12.50 | 12.50 | 12.50 | 12.50 | 15.5 |
| | | 122 | 5610 | 17.00 | 13.50 | 17.00 | 16.00 | 19.5 |
| | | 138 | 5690 | 17.00 | 13.50 | 17.00 | 16.00 | 19.5 |

| Transmit Antenna | | | | SISO | SISO | MIMO | | |
|---|---|---|---|---|---|---|---|---|
| | Mode | Channel | Frequency (MHz) | Ant 4 Tune-Up Limit | Ant 3 Tune-Up Limit | Ant 4+3(4) Tune-Up Limit | Ant 4+3(3) Tune-Up Limit | Ant 4+3 Tune-Up Limit |
| 5.8GHz WLAN | 802.11a 6Mbps | 149 | 5745 | 18.50 | 13.50 | 18.50 | 16.00 | 20.4 |
| | | 157 | 5785 | 18.50 | 13.50 | 18.50 | 16.00 | 20.4 |
| | | 165 | 5825 | 18.50 | 13.50 | 18.50 | 16.00 | 20.4 |
| | 802.11n-HT20 MCS0 | 149 | 5745 | 18.50 | 13.50 | 18.50 | 16.00 | 20.4 |
| | | 157 | 5785 | 18.50 | 13.50 | 18.50 | 16.00 | 20.4 |
| | | 165 | 5825 | 18.50 | 13.50 | 18.50 | 16.00 | 20.4 |
| | 802.11n-HT40 MCS0 | 151 | 5755 | 17.50 | 13.50 | 17.50 | 16.00 | 19.8 |
| | | 159 | 5795 | 17.50 | 13.50 | 17.50 | 16.00 | 19.8 |
| | 802.11ac-VHT20 MCS0 | 149 | 5745 | 18.50 | 13.50 | 18.50 | 16.00 | 20.4 |
| | | 157 | 5785 | 18.50 | 13.50 | 18.50 | 16.00 | 20.4 |
| | | 165 | 5825 | 18.50 | 13.50 | 18.50 | 16.00 | 20.4 |
| | 802.11ac-VHT40 MCS0 | 151 | 5755 | 17.50 | 13.50 | 17.50 | 16.00 | 19.8 |
| | | 159 | 5795 | 17.50 | 13.50 | 17.50 | 16.00 | 19.8 |
| | 802.11ac-VHT80 MCS0 | 155 | 5775 | 17.00 | 13.50 | 17.00 | 16.00 | 19.5 |

## <Power Tabele 2>

## <2.4GHz WLAN>

| Transmit Antenna | | | | SISO | SISO | MIMO | | |
|---|---|---|---|---|---|---|---|---|
| | Mode | Channel | Frequency (MHz) | Ant 4 Tune-Up Limit | Ant 3 Tune-Up Limit | Ant 4+3(4) Tune-Up Limit | Ant 4+3(3) Tune-Up Limit | Ant 4+3 Tune-Up Limit |
| 2.4GHz WLAN | 802.11b 1Mbps | 1 | 2412 | 12.00 | 15.00 | 14.00 | 15.00 | 17.5 |
| | | 6 | 2437 | 12.00 | 15.00 | 14.00 | 15.00 | 17.5 |
| | | 11 | 2462 | 12.00 | 15.00 | 14.00 | 15.00 | 17.5 |
| | 802.11g 6Mbps | 1 | 2412 | 12.00 | 15.00 | 14.00 | 15.00 | 17.5 |
| | | 6 | 2437 | 12.00 | 15.00 | 14.00 | 15.00 | 17.5 |
| | | 11 | 2462 | 12.00 | 15.00 | 14.00 | 15.00 | 17.5 |
| | 802.11n-HT20 MCS0 | 1 | 2412 | 12.00 | 15.00 | 14.00 | 15.00 | 17.5 |
| | | 6 | 2437 | 12.00 | 15.00 | 14.00 | 15.00 | 17.5 |
| | | 11 | 2462 | 12.00 | 15.00 | 14.00 | 15.00 | 17.5 |
| | 802.11ac-VHT20 MCS0 | 1 | 2412 | 12.00 | 15.00 | 14.00 | 15.00 | 17.5 |
| | | 6 | 2437 | 12.00 | 15.00 | 14.00 | 15.00 | 17.5 |
| | | 11 | 2462 | 12.00 | 15.00 | 14.00 | 15.00 | 17.5 |

## <5GHz WLAN>

| Transmit Antenna | | | | SISO | SISO | MIMO | | |
|---|---|---|---|---|---|---|---|---|
| | Mode | Channel | Frequency (MHz) | Ant 4 Tune-Up Limit | Ant 3 Tune-Up Limit | Ant 4+3(4) Tune-Up Limit | Ant 4+3(3) Tune-Up Limit | Ant 4+3 Tune-Up Limit |
| 5.2GHz WLAN | 802.11a 6Mbps | 36 | 5180 | 11.00 | 15.50 | 11.00 | 15.50 | 16.8 |
| | | 40 | 5200 | 11.00 | 15.50 | 11.00 | 15.50 | 16.8 |
| | | 44 | 5220 | 11.00 | 15.50 | 11.00 | 15.50 | 16.8 |
| | | 48 | 5240 | 11.00 | 15.50 | 11.00 | 15.50 | 16.8 |
| | 802.11n-HT20 MCS0 | 36 | 5180 | 11.00 | 15.50 | 11.00 | 15.50 | 16.8 |
| | | 40 | 5200 | 11.00 | 15.50 | 11.00 | 15.50 | 16.8 |
| | | 44 | 5220 | 11.00 | 15.50 | 11.00 | 15.50 | 16.8 |
| | | 48 | 5240 | 11.00 | 15.50 | 11.00 | 15.50 | 16.8 |
| | 802.11n-HT40 MCS0 | 38 | 5190 | 11.00 | 13.50 | 11.00 | 13.50 | 15.4 |
| | | 46 | 5230 | 11.00 | 15.50 | 11.00 | 15.50 | 16.8 |
| | 802.11ac-VHT20 MCS0 | 36 | 5180 | 11.00 | 15.50 | 11.00 | 15.50 | 16.8 |
| | | 40 | 5200 | 11.00 | 15.50 | 11.00 | 15.50 | 16.8 |
| | | 44 | 5220 | 11.00 | 15.50 | 11.00 | 15.50 | 16.8 |
| | | 48 | 5240 | 11.00 | 15.50 | 11.00 | 15.50 | 16.8 |
| | 802.11ac-VHT40 MCS0 | 38 | 5190 | 11.00 | 13.50 | 11.00 | 13.50 | 15.4 |
| | | 46 | 5230 | 11.00 | 15.50 | 11.00 | 15.50 | 16.8 |
| | 802.11ac-VHT80 MCS0 | 42 | 5210 | 11.00 | 13.00 | 11.00 | 13.00 | 15.1 |

| Transmit Antenna | | | | SISO | SISO | MIMO | | |
|---|---|---|---|---|---|---|---|---|
| | Mode | Channel | Frequency (MHz) | Ant 4 Tune-Up Limit | Ant 3 Tune-Up Limit | Ant 4+3(4) Tune-Up Limit | Ant 4+3(3) Tune-Up Limit | Ant 4+3 Tune-Up Limit |
| 5.3GHz WLAN | 802.11a 6Mbps | 52 | 5260 | 11.00 | 15.50 | 11.00 | 15.50 | 16.8 |
| | | 56 | 5280 | 11.00 | 15.50 | 11.00 | 15.50 | 16.8 |
| | | 60 | 5300 | 11.00 | 15.50 | 11.00 | 15.50 | 16.8 |
| | | 64 | 5320 | 11.00 | 15.50 | 11.00 | 15.50 | 16.8 |
| | 802.11n-HT20 MCS0 | 52 | 5260 | 11.00 | 15.50 | 11.00 | 15.50 | 16.8 |
| | | 56 | 5280 | 11.00 | 15.50 | 11.00 | 15.50 | 16.8 |
| | | 60 | 5300 | 11.00 | 15.50 | 11.00 | 15.50 | 16.8 |
| | | 64 | 5320 | 11.00 | 15.50 | 11.00 | 15.50 | 16.8 |
| | 802.11n-HT40 MCS0 | 54 | 5270 | 11.00 | 15.50 | 11.00 | 15.50 | 16.8 |
| | | 62 | 5310 | 11.00 | 14.00 | 11.00 | 14.00 | 15.8 |
| | 802.11ac-VHT20 MCS0 | 52 | 5260 | 11.00 | 15.50 | 11.00 | 15.50 | 16.8 |
| | | 56 | 5280 | 11.00 | 15.50 | 11.00 | 15.50 | 16.8 |
| | | 60 | 5300 | 11.00 | 15.50 | 11.00 | 15.50 | 16.8 |
| | | 64 | 5320 | 11.00 | 15.50 | 11.00 | 15.50 | 16.8 |
| | 802.11ac-VHT40 MCS0 | 54 | 5270 | 11.00 | 15.50 | 11.00 | 15.50 | 16.8 |
| | | 62 | 5310 | 11.00 | 14.00 | 11.00 | 14.00 | 15.8 |
| | 802.11ac-VHT80 MCS0 | 58 | 5290 | 11.00 | 12.00 | 11.00 | 12.00 | 14.5 |

| Transmit Antenna | | | | SISO | SISO | MIMO | | |
|---|---|---|---|---|---|---|---|---|
| | Mode | Channel | Frequency (MHz) | Ant 4 Tune-Up Limit | Ant 3 Tune-Up Limit | Ant 4+3(4) Tune-Up Limit | Ant 4+3(3) Tune-Up Limit | Ant 4+3 Tune-Up Limit |
| 5.5GHz WLAN | 802.11a 6Mbps | 100 | 5500 | 13.00 | 12.00 | 13.00 | 12.00 | 15.5 |
| | | 116 | 5580 | 13.00 | 12.00 | 13.00 | 12.00 | 15.5 |
| | | 124 | 5620 | 13.00 | 12.00 | 13.00 | 12.00 | 15.5 |
| | | 132 | 5660 | 13.00 | 12.00 | 13.00 | 12.00 | 15.5 |
| | | 140 | 5700 | 13.00 | 12.00 | 13.00 | 12.00 | 15.5 |
| | | 144 | 5720 | 13.00 | 12.00 | 13.00 | 12.00 | 15.5 |
| | 802.11n-HT20 MCS0 | 100 | 5500 | 13.00 | 12.00 | 13.00 | 12.00 | 15.5 |
| | | 116 | 5580 | 13.00 | 12.00 | 13.00 | 12.00 | 15.5 |
| | | 124 | 5620 | 13.00 | 12.00 | 13.00 | 12.00 | 15.5 |
| | | 132 | 5660 | 13.00 | 12.00 | 13.00 | 12.00 | 15.5 |
| | | 140 | 5700 | 13.00 | 12.00 | 13.00 | 12.00 | 15.5 |
| | | 144 | 5720 | 13.00 | 12.00 | 13.00 | 12.00 | 15.5 |
| | 802.11n-HT40 MCS0 | 102 | 5510 | 13.00 | 12.00 | 13.00 | 12.00 | 15.5 |
| | | 110 | 5550 | 13.00 | 12.00 | 13.00 | 12.00 | 15.5 |
| | | 126 | 5630 | 13.00 | 12.00 | 13.00 | 12.00 | 15.5 |
| | | 134 | 5670 | 13.00 | 12.00 | 13.00 | 12.00 | 15.5 |
| | | 142 | 5710 | 13.00 | 12.00 | 13.00 | 12.00 | 15.5 |
| | 802.11ac-VHT20 MCS0 | 100 | 5500 | 13.00 | 12.00 | 13.00 | 12.00 | 15.5 |
| | | 116 | 5580 | 13.00 | 12.00 | 13.00 | 12.00 | 15.5 |
| | | 124 | 5620 | 13.00 | 12.00 | 13.00 | 12.00 | 15.5 |
| | | 132 | 5660 | 13.00 | 12.00 | 13.00 | 12.00 | 15.5 |
| | | 140 | 5700 | 13.00 | 12.00 | 13.00 | 12.00 | 15.5 |
| | | 144 | 5720 | 13.00 | 12.00 | 13.00 | 12.00 | 15.5 |
| | 802.11ac-VHT40 MCS0 | 102 | 5510 | 13.00 | 12.00 | 13.00 | 12.00 | 15.5 |
| | | 110 | 5550 | 13.00 | 12.00 | 13.00 | 12.00 | 15.5 |
| | | 126 | 5630 | 13.00 | 12.00 | 13.00 | 12.00 | 15.5 |
| | | 134 | 5670 | 13.00 | 12.00 | 13.00 | 12.00 | 15.5 |
| | | 142 | 5710 | 13.00 | 12.00 | 13.00 | 12.00 | 15.5 |
| | 802.11ac-VHT80 MCS0 | 106 | 5530 | 12.50 | 12.00 | 12.50 | 12.00 | 15.3 |
| | | 122 | 5610 | 13.00 | 12.00 | 13.00 | 12.00 | 15.5 |
| | | 138 | 5690 | 13.00 | 12.00 | 13.00 | 12.00 | 15.5 |

| Transmit Antenna | | | | SISO | SISO | MIMO | | |
|---|---|---|---|---|---|---|---|---|
| | Mode | Channel | Frequency (MHz) | Ant 4 Tune-Up Limit | Ant 3 Tune-Up Limit | Ant 4+3(4) Tune-Up Limit | Ant 4+3(3) Tune-Up Limit | Ant 4+3 Tune-Up Limit |
| 5.8GHz WLAN | 802.11a 6Mbps | 149 | 5745 | 14.50 | 12.50 | 14.50 | 12.50 | 16.6 |
| | | 157 | 5785 | 14.50 | 12.50 | 14.50 | 12.50 | 16.6 |
| | | 165 | 5825 | 14.50 | 12.50 | 14.50 | 12.50 | 16.6 |
| | 802.11n-HT20 MCS0 | 149 | 5745 | 14.50 | 12.50 | 14.50 | 12.50 | 16.6 |
| | | 157 | 5785 | 14.50 | 12.50 | 14.50 | 12.50 | 16.6 |
| | | 165 | 5825 | 14.50 | 12.50 | 14.50 | 12.50 | 16.6 |
| | 802.11n-HT40 MCS0 | 151 | 5755 | 14.50 | 12.50 | 14.50 | 12.50 | 16.6 |
| | | 159 | 5795 | 14.50 | 12.50 | 14.50 | 12.50 | 16.6 |
| | 802.11ac-VHT20 MCS0 | 149 | 5745 | 14.50 | 12.50 | 14.50 | 12.50 | 16.6 |
| | | 157 | 5785 | 14.50 | 12.50 | 14.50 | 12.50 | 16.6 |
| | | 165 | 5825 | 14.50 | 12.50 | 14.50 | 12.50 | 16.6 |
| | 802.11ac-VHT40 MCS0 | 151 | 5755 | 14.50 | 12.50 | 14.50 | 12.50 | 16.6 |
| | | 159 | 5795 | 14.50 | 12.50 | 14.50 | 12.50 | 16.6 |
| | 802.11ac-VHT80 MCS0 | 155 | 5775 | 14.50 | 12.50 | 14.50 | 12.50 | 16.6 |

## <Power Table 3>

## <2.4GHz WLAN>

| Transmit Antenna | | | | SISO | SISO | MIMO | | |
|---|---|---|---|---|---|---|---|---|
| | Mode | Channel | Frequency (MHz) | Ant 4 Tune-Up Limit | Ant 3 Tune-Up Limit | Ant 4+3(4) Tune-Up Limit | Ant 4+3(3) Tune-Up Limit | Ant 4+3 Tune-Up Limit |
| 2.4GHz WLAN | 802.11b 1Mbps | 1 | 2412 | 14.50 | 19.00 | 17.00 | 19.00 | 21.1 |
| | | 6 | 2437 | 14.50 | 19.00 | 17.00 | 19.00 | 21.1 |
| | | 11 | 2462 | 14.50 | 19.00 | 17.00 | 19.00 | 21.1 |
| | 802.11g 6Mbps | 1 | 2412 | 14.50 | 17.50 | 17.00 | 17.50 | 20.3 |
| | | 6 | 2437 | 14.50 | 19.00 | 17.00 | 19.00 | 21.1 |
| | | 11 | 2462 | 14.50 | 19.00 | 17.00 | 19.00 | 21.1 |
| | 802.11n-HT20 MCS0 | 1 | 2412 | 14.50 | 16.50 | 16.50 | 16.50 | 19.5 |
| | | 6 | 2437 | 14.50 | 19.00 | 17.00 | 19.00 | 21.1 |
| | | 11 | 2462 | 14.50 | 16.50 | 16.50 | 16.50 | 19.5 |
| | 802.11ac-VHT20 MCS0 | 1 | 2412 | 14.50 | 16.50 | 16.50 | 16.50 | 19.5 |
| | | 6 | 2437 | 14.50 | 19.00 | 17.00 | 19.00 | 21.1 |
| | | 11 | 2462 | 14.50 | 16.50 | 16.50 | 16.50 | 19.5 |

## <5GHz WLAN>

| Transmit Antenna | | | | SISO | SISO | MIMO | | |
|---|---|---|---|---|---|---|---|---|
| | Mode | Channel | Frequency (MHz) | Ant 4 Tune-Up Limit | Ant 3 Tune-Up Limit | Ant 4+3(4) Tune-Up Limit | Ant 4+3(3) Tune-Up Limit | Ant 4+3 Tune-Up Limit |
| 5.2GHz WLAN | 802.11a 6Mbps | 36 | 5180 | 16.50 | 14.00 | 16.50 | 14.50 | 18.6 |
| | | 40 | 5200 | 16.50 | 14.00 | 16.50 | 14.50 | 18.6 |
| | | 44 | 5220 | 16.50 | 14.00 | 16.50 | 14.50 | 18.6 |
| | | 48 | 5240 | 16.50 | 14.00 | 16.50 | 14.50 | 18.6 |
| | 802.11n-HT20 MCS0 | 36 | 5180 | 16.50 | 14.00 | 16.50 | 14.50 | 18.6 |
| | | 40 | 5200 | 16.50 | 14.00 | 16.50 | 14.50 | 18.6 |
| | | 44 | 5220 | 16.50 | 14.00 | 16.50 | 14.50 | 18.6 |
| | | 48 | 5240 | 16.50 | 14.00 | 16.50 | 14.50 | 18.6 |
| | 802.11n-HT40 MCS0 | 38 | 5190 | 13.50 | 13.50 | 13.50 | 13.50 | 16.5 |
| | | 46 | 5230 | 16.50 | 14.00 | 16.50 | 14.50 | 18.6 |
| | 802.11ac-VHT20 MCS0 | 36 | 5180 | 16.50 | 14.00 | 16.50 | 14.50 | 18.6 |
| | | 40 | 5200 | 16.50 | 14.00 | 16.50 | 14.50 | 18.6 |
| | | 44 | 5220 | 16.50 | 14.00 | 16.50 | 14.50 | 18.6 |
| | | 48 | 5240 | 16.50 | 14.00 | 16.50 | 14.50 | 18.6 |
| | 802.11ac-VHT40 MCS0 | 38 | 5190 | 13.50 | 13.50 | 13.50 | 13.50 | 16.5 |
| | | 46 | 5230 | 16.50 | 14.00 | 16.50 | 14.50 | 18.6 |
| | 802.11ac-VHT80 MCS0 | 42 | 5210 | 13.00 | 13.00 | 13.00 | 13.00 | 16.0 |

| Transmit Antenna | | | | SISO | SISO | MIMO | | |
|---|---|---|---|---|---|---|---|---|
| | Mode | Channel | Frequency (MHz) | Ant 4 Tune-Up Limit | Ant 3 Tune-Up Limit | Ant 4+3(4) Tune-Up Limit | Ant 4+3(3) Tune-Up Limit | Ant 4+3 Tune-Up Limit |
| 5.3GHz WLAN | 802.11a 6Mbps | 52 | 5260 | 17.50 | 14.00 | 17.50 | 15.00 | 19.4 |
| | | 56 | 5280 | 17.50 | 14.00 | 17.50 | 15.00 | 19.4 |
| | | 60 | 5300 | 17.50 | 14.00 | 17.50 | 15.00 | 19.4 |
| | | 64 | 5320 | 17.50 | 14.00 | 17.50 | 15.00 | 19.4 |
| | 802.11n-HT20 MCS0 | 52 | 5260 | 17.50 | 14.00 | 17.50 | 15.00 | 19.4 |
| | | 56 | 5280 | 17.50 | 14.00 | 17.50 | 15.00 | 19.4 |
| | | 60 | 5300 | 17.50 | 14.00 | 17.50 | 15.00 | 19.4 |
| | | 64 | 5320 | 17.50 | 14.00 | 17.50 | 15.00 | 19.4 |
| | 802.11n-HT40 MCS0 | 54 | 5270 | 17.50 | 14.00 | 17.50 | 15.00 | 19.4 |
| | | 62 | 5310 | 14.00 | 14.00 | 14.00 | 14.00 | 17.0 |
| | 802.11ac-VHT20 MCS0 | 52 | 5260 | 17.50 | 14.00 | 17.50 | 15.00 | 19.4 |
| | | 56 | 5280 | 17.50 | 14.00 | 17.50 | 15.00 | 19.4 |
| | | 60 | 5300 | 17.50 | 14.00 | 17.50 | 15.00 | 19.4 |
| | | 64 | 5320 | 17.50 | 14.00 | 17.50 | 15.00 | 19.4 |
| | 802.11ac-VHT40 MCS0 | 54 | 5270 | 17.50 | 14.00 | 17.50 | 15.00 | 19.4 |
| | | 62 | 5310 | 14.00 | 14.00 | 14.00 | 14.00 | 17.0 |
| | 802.11ac-VHT80 MCS0 | 58 | 5290 | 12.00 | 12.00 | 12.00 | 12.00 | 15.0 |

| Transmit Antenna | | | | SISO | SISO | MIMO | | |
|---|---|---|---|---|---|---|---|---|
| | Mode | Channel | Frequency (MHz) | Ant 4 Tune-Up Limit | Ant 3 Tune-Up Limit | Ant 4+3(4) Tune-Up Limit | Ant 4+3(3) Tune-Up Limit | Ant 4+3 Tune-Up Limit |
| 5.5GHz WLAN | 802.11a 6Mbps | 100 | 5500 | 17.50 | 10.50 | 17.50 | 11.50 | 18.47 |
| | | 116 | 5580 | 17.50 | 10.50 | 17.50 | 11.50 | 18.47 |
| | | 124 | 5620 | 17.50 | 10.50 | 17.50 | 11.50 | 18.47 |
| | | 132 | 5660 | 17.50 | 10.50 | 17.50 | 11.50 | 18.47 |
| | | 140 | 5700 | 17.50 | 10.50 | 17.50 | 11.50 | 18.47 |
| | | 144 | 5720 | 17.50 | 10.50 | 17.50 | 11.50 | 18.47 |
| | 802.11n-HT20 MCS0 | 100 | 5500 | 17.50 | 10.50 | 17.50 | 11.50 | 18.47 |
| | | 116 | 5580 | 17.50 | 10.50 | 17.50 | 11.50 | 18.47 |
| | | 124 | 5620 | 17.50 | 10.50 | 17.50 | 11.50 | 18.47 |
| | | 132 | 5660 | 18.00 | 10.50 | 18.00 | 11.50 | 18.88 |
| | | 140 | 5700 | 18.00 | 10.50 | 18.00 | 11.50 | 18.88 |
| | | 144 | 5720 | 17.50 | 10.50 | 17.50 | 11.50 | 18.47 |
| | 802.11n-HT40 MCS0 | 102 | 5510 | 16.00 | 10.50 | 16.00 | 11.50 | 17.32 |
| | | 110 | 5550 | 17.50 | 10.50 | 17.50 | 11.50 | 18.47 |
| | | 126 | 5630 | 17.50 | 10.50 | 17.50 | 11.50 | 18.47 |
| | | 134 | 5670 | 17.50 | 10.50 | 17.50 | 11.50 | 18.47 |
| | | 142 | 5710 | 17.50 | 10.50 | 17.50 | 11.50 | 18.47 |
| | 802.11ac-VHT20 MCS0 | 100 | 5500 | 17.50 | 10.50 | 17.50 | 11.50 | 18.47 |
| | | 116 | 5580 | 17.50 | 10.50 | 17.50 | 11.50 | 18.47 |
| | | 124 | 5620 | 17.50 | 10.50 | 17.50 | 11.50 | 18.47 |
| | | 132 | 5660 | 18.00 | 10.50 | 18.00 | 11.50 | 18.88 |
| | | 140 | 5700 | 18.00 | 10.50 | 18.00 | 11.50 | 18.88 |
| | | 144 | 5720 | 17.50 | 10.50 | 17.50 | 11.50 | 18.47 |
| | 802.11ac-VHT40 MCS0 | 102 | 5510 | 16.00 | 10.50 | 16.00 | 11.50 | 17.32 |
| | | 110 | 5550 | 17.50 | 10.50 | 17.50 | 11.50 | 18.47 |
| | | 126 | 5630 | 17.50 | 10.50 | 17.50 | 11.50 | 18.47 |
| | | 134 | 5670 | 17.50 | 10.50 | 17.50 | 11.50 | 18.47 |
| | | 142 | 5710 | 17.50 | 10.50 | 17.50 | 11.50 | 18.47 |
| | 802.11ac-VHT80 MCS0 | 106 | 5530 | 12.50 | 10.50 | 12.50 | 11.50 | 15.04 |
| | | 122 | 5610 | 17.00 | 10.50 | 17.00 | 11.50 | 18.08 |
| | | 138 | 5690 | 17.00 | 10.50 | 17.00 | 11.50 | 18.08 |

| Transmit Antenna | | | | SISO | SISO | MIMO | | |
|---|---|---|---|---|---|---|---|---|
| | Mode | Channel | Frequency (MHz) | Ant 4 Tune-Up Limit | Ant 3 Tune-Up Limit | Ant 4+3(4) Tune-Up Limit | Ant 4+3(3) Tune-Up Limit | Ant 4+3 Tune-Up Limit |
| 5.8GHz WLAN | 802.11a 6Mbps | 149 | 5745 | 18.50 | 10.00 | 18.50 | 10.50 | 19.1 |
| | | 157 | 5785 | 18.50 | 10.00 | 18.50 | 10.50 | 19.1 |
| | | 165 | 5825 | 18.50 | 10.00 | 18.50 | 10.50 | 19.1 |
| | 802.11n-HT20 MCS0 | 149 | 5745 | 18.50 | 10.00 | 18.50 | 10.50 | 19.1 |
| | | 157 | 5785 | 18.50 | 10.00 | 18.50 | 10.50 | 19.1 |
| | | 165 | 5825 | 18.50 | 10.00 | 18.50 | 10.50 | 19.1 |
| | 802.11n-HT40 MCS0 | 151 | 5755 | 17.50 | 10.00 | 17.50 | 10.50 | 18.3 |
| | | 159 | 5795 | 17.50 | 10.00 | 17.50 | 10.50 | 18.3 |
| | 802.11ac-VHT20 MCS0 | 149 | 5745 | 18.50 | 10.00 | 18.50 | 10.50 | 19.1 |
| | | 157 | 5785 | 18.50 | 10.00 | 18.50 | 10.50 | 19.1 |
| | | 165 | 5825 | 18.50 | 10.00 | 18.50 | 10.50 | 19.1 |
| | 802.11ac-VHT40 MCS0 | 151 | 5755 | 17.50 | 10.00 | 17.50 | 10.50 | 18.3 |
| | | 159 | 5795 | 17.50 | 10.00 | 17.50 | 10.50 | 18.3 |
| | 802.11ac-VHT80 MCS0 | 155 | 5775 | 17.00 | 10.00 | 17.00 | 10.50 | 17.9 |

## <Bluetooth Maximum Power>

**General Note:**

1. The device implements the power management for Bluetooth SAR compliance at different exposure conditions (head, body-worn, hotspot, extremity). The control logic about the power management decision is provided in the operational description.
2. The Bluetooth power table relate to each exposure condition is description below:
   a. Default Power Table: when operate at mobile condition.
   b. Power Table 1: when operate at body or extremity condition in standalone or transmit simultaneous with WLAN when WWAN off or transmit simultaneous with WWAN when WLAN off.
   c. Power Table 2: when operate at head exposure condition.
   d. Power Table 3: when operate at hotspot or body exposure condition and transmit simultaneously with WWAN/WLAN on.

## <Default Power Table>

| Mode | Average power (dBm) | | | | |
|---|---|---|---|---|---|
| | BR / EDR | | | LE | |
| | 1Mbps | 2Mbps | 3Mbps | 1Mbps | 2Mbps |
| Tune-up Limit | 18 | 18 | 18 | 12.5 | 12.5 |

## <Power Table1>

| Mode | Average power (dBm) | | | | |
|---|---|---|---|---|---|
| | BR / EDR | | | LE | |
| | 1Mbps | 2Mbps | 3Mbps | 1Mbps | 2Mbps |
| Tune-up Limit | 18 | 18 | 18 | 12.5 | 12.5 |

## <Power Table 2>

| Mode | Average power (dBm) | | | | |
|---|---|---|---|---|---|
| | BR / EDR | | | LE | |
| | 1Mbps | 2Mbps | 3Mbps | 1Mbps | 2Mbps |
| Tune-up Limit | 12 | 12 | 12 | 12 | 12 |

## <Power Table 3>

| Mode | Average power (dBm) | | | | |
|---|---|---|---|---|---|
| | BR / EDR | | | LE | |
| | 1Mbps | 2Mbps | 3Mbps | 1Mbps | 2Mbps |
| Tune-up Limit | 15.5 | 15.5 | 15.5 | 12.5 | 12.5 |

## 3.3 General 5G NR and LTE SAR Test and Reporting Considerations

| LTE information | |
|---|---|
| FCC ID | A4RG025E |
| Equipment Name | Phone |
| Operating Frequency Range of each LTE transmission band | LTE Band 2: 1850.7 MHz ~ 1909.3 MHz<br>LTE Band 4: 1710.7 MHz ~ 1754.3 MHz<br>LTE Band 5: 824.7 MHz ~ 848.3 MHz<br>LTE Band 7: 2502.5 MHz ~ 2567.5 MHz<br>LTE Band 12: 699.7 MHz ~ 715.3 MHz<br>LTE Band 13: 779.5 MHz ~ 784.5 MHz<br>LTE Band 14: 790.5 MHz ~ 795.5 MHz<br>LTE Band 17: 706.5 MHz ~ 713.5 MHz<br>LTE Band 25: 1850.7 MHz ~ 1914.3 MHz<br>LTE Band 26: 821.5 MHz ~ 841.5 MHz<br>LTE Band 30: 2307.5 MHz ~ 2312.5 MHz<br>LTE Band 38: 2572.5 MHz ~ 2617.5 MHz<br>LTE Band 41: 2498.5 MHz ~ 2687.5 MHz<br>LTE Band 66: 1710.7 MHz ~ 1779.3 MHz<br>LTE Band 71: 665.5 MHz ~ 695.5 MHz |
| Channel Bandwidth | LTE Band 02:1.4MHz, 3MHz, 5MHz, 10MHz, 15MHz, 20MHz<br>LTE Band 04:1.4MHz, 3MHz, 5MHz, 10MHz, 15MHz, 20MHz<br>LTE Band 05:1.4MHz, 3MHz, 5MHz, 10MHz<br>LTE Band 07: 5MHz, 10MHz, 15MHz, 20MHz<br>LTE Band 12:1.4MHz, 3MHz, 5MHz, 10MHz<br>LTE Band 13: 5MHz, 10MHz<br>LTE Band 14: 5MHz, 10MHz<br>LTE Band 17: 5MHz, 10MHz<br>LTE Band 25:1.4MHz, 3MHz, 5MHz, 10MHz, 15MHz, 20MHz<br>LTE Band 26:1.4MHz, 3MHz, 5MHz, 10MHz, 15MHz<br>LTE Band 30: 5MHz, 10MHz<br>LTE Band 38: 5MHz, 10MHz, 15MHz, 20MHz<br>LTE Band 41: 5MHz, 10MHz, 15MHz, 20MHz<br>LTE Band 66:1.4MHz, 3MHz, 5MHz, 10MHz, 15MHz, 20MHz<br>LTE Band 71: 5MHz, 10MHz, 15MHz, 20MHz |
| UE Rel and Cat. | Rel15, UL cat. 13, DL cat. 18 |
| uplink modulations used | QPSK / 16QAM / 64QAM |
| LTE Voice / Data requirements | Voice and Data |
| LTE MPR permanently built-in by design | **Table 6.2.3-1: Maximum Power Reduction (MPR) for Power Class 1, 2 and 3** |

| Modulation | Channel bandwidth / Transmission bandwidth ($N_{RB}$) | | | | | | MPR (dB) |
|---|---|---|---|---|---|---|---|
| | 1.4 MHz | 3.0 MHz | 5 MHz | 10 MHz | 15 MHz | 20 MHz | |
| QPSK | > 5 | > 4 | > 8 | > 12 | > 16 | > 18 | ≤ 1 |
| 16 QAM | ≤ 5 | ≤ 4 | ≤ 8 | ≤ 12 | ≤ 16 | ≤ 18 | ≤ 1 |
| 16 QAM | > 5 | > 4 | > 8 | > 12 | > 16 | > 18 | ≤ 2 |
| 64 QAM | ≤ 5 | ≤ 4 | ≤ 8 | ≤ 12 | ≤ 16 | ≤ 18 | ≤ 2 |
| 64 QAM | > 5 | > 4 | > 8 | > 12 | > 16 | > 18 | ≤ 3 |
| 256 QAM | ≥ 1 | | | | | | ≤ 5 |

| | |
|---|---|
| LTE A-MPR | In the base station simulator configuration, Network Setting value is set to NS_01 to disable A-MPR during SAR testing and the LTE SAR tests was transmitting on all TTI frames (Maximum TTI) |
| Spectrum plots for RB configuration | A properly configured base station simulator was used for the SAR and power measurement; therefore, spectrum plots for each RB allocation and offset configuration are not included in the SAR report. |
| Power reduction applied to satisfy SAR compliance | The device has several different power modes for head / hotspot conditions SAR compliance; power selection is determined by the device's positioning and usage scenarios. |
| LTE Carrier Aggregation Combinations | Inter-Band and Intra-Band possible combinations and the detail power measurement please referred to section13 |
| LTE Carrier Aggregation Additional Information | This device supports maximum of 4 carriers in the downlink and 2 carriers in the uplink. Additional following LTE Release features are not supported: Relay, HetNet, Enhanced MIMO, eICI, WiFi Offloading, MDH, eMBMA, Cross-Carrier Scheduling, Enhanced SC-FDMA. |

**Transmission (H, M, L) channel numbers and frequencies in each LTE band**

LTE Band 2

| | Bandwidth 1.4 MHz | | Bandwidth 3 MHz | | Bandwidth 5 MHz | | Bandwidth 10 MHz | | Bandwidth 15 MHz | | Bandwidth 20 MHz | |
|---|---|---|---|---|---|---|---|---|---|---|---|---|
| | Ch. # | Freq. (MHz) | Ch. # | Freq. (MHz) | Ch. # | Freq. (MHz) | Ch. # | Freq. (MHz) | Ch. # | Freq. (MHz) | Ch. # | Freq. (MHz) |
| L | 18607 | 1850.7 | 18615 | 1851.5 | 18625 | 1852.5 | 18650 | 1855 | 18675 | 1857.5 | 18700 | 1860 |
| M | 18900 | 1880 | 18900 | 1880 | 18900 | 1880 | 18900 | 1880 | 18900 | 1880 | 18900 | 1880 |
| H | 19193 | 1909.3 | 19185 | 1908.5 | 19175 | 1907.5 | 19150 | 1905 | 19125 | 1902.5 | 19100 | 1900 |

LTE Band 4

| | Bandwidth 1.4 MHz | | Bandwidth 3 MHz | | Bandwidth 5 MHz | | Bandwidth 10 MHz | | Bandwidth 15 MHz | | Bandwidth 20 MHz | |
|---|---|---|---|---|---|---|---|---|---|---|---|---|
| | Ch. # | Freq. (MHz) | Ch. # | Freq. (MHz) | Ch. # | Freq. (MHz) | Ch. # | Freq. (MHz) | Ch. # | Freq. (MHz) | Ch. # | Freq. (MHz) |
| L | 19957 | 1710.7 | 19965 | 1711.5 | 19975 | 1712.5 | 20000 | 1715 | 20025 | 1717.5 | 20050 | 1720 |
| M | 20175 | 1732.5 | 20175 | 1732.5 | 20175 | 1732.5 | 20175 | 1732.5 | 20175 | 1732.5 | 20175 | 1732.5 |
| H | 20393 | 1754.3 | 20385 | 1753.5 | 20375 | 1752.5 | 20350 | 1750 | 20325 | 1747.5 | 20300 | 1745 |

LTE Band 5

| | Bandwidth 1.4 MHz | | Bandwidth 3 MHz | | Bandwidth 5 MHz | | Bandwidth 10 MHz | |
|---|---|---|---|---|---|---|---|---|
| | Ch. # | Freq. (MHz) | Ch. # | Freq. (MHz) | Ch. # | Freq. (MHz) | Ch. # | Freq. (MHz) |
| L | 20407 | 824.7 | 20415 | 825.5 | 20425 | 826.5 | 20450 | 829 |
| M | 20525 | 836.5 | 20525 | 836.5 | 20525 | 836.5 | 20525 | 836.5 |
| H | 20643 | 848.3 | 20635 | 847.5 | 20625 | 846.5 | 20600 | 844 |

LTE Band 7

| | Bandwidth 5 MHz | | Bandwidth 10 MHz | | Bandwidth 15 MHz | | Bandwidth 20 MHz | |
|---|---|---|---|---|---|---|---|---|
| | Ch. # | Freq. (MHz) | Ch. # | Freq. (MHz) | Ch. # | Freq. (MHz) | Ch. # | Freq. (MHz) |
| L | 20775 | 2502.5 | 20800 | 2505 | 20825 | 2507.5 | 20850 | 2510 |
| M | 21100 | 2535 | 21100 | 2535 | 21100 | 2535 | 21100 | 2535 |
| H | 21425 | 2567.5 | 21400 | 2565 | 21375 | 2562.5 | 21350 | 2560 |

LTE Band 12

| | Bandwidth 1.4 MHz | | Bandwidth 3 MHz | | Bandwidth 5 MHz | | Bandwidth 10 MHz | |
|---|---|---|---|---|---|---|---|---|
| | Ch. # | Freq. (MHz) | Ch. # | Freq. (MHz) | Ch. # | Freq. (MHz) | Ch. # | Freq. (MHz) |
| L | 23017 | 699.7 | 23025 | 700.5 | 23035 | 701.5 | 23060 | 704 |
| M | 23095 | 707.5 | 23095 | 707.5 | 23095 | 707.5 | 23095 | 707.5 |
| H | 23173 | 715.3 | 23165 | 714.5 | 23155 | 713.5 | 23130 | 711 |

LTE Band 13

| | Bandwidth 5 MHz | | Bandwidth 10 MHz | |
|---|---|---|---|---|
| | Channel # | Freq.(MHz) | Channel # | Freq.(MHz) |
| L | 23205 | 779.5 | 23230 | 782 |
| M | 23230 | 782 | | |
| H | 23255 | 784.5 | | |

LTE Band 14

| | Bandwidth 5 MHz | | Bandwidth 10 MHz | |
|---|---|---|---|---|
| | Channel # | Channel # | Channel # | Freq.(MHz) |
| L | 23305 | 790.5 | 23330 | 793 |
| M | 23330 | 793 | | |
| H | 23355 | 795.5 | | |

LTE Band 17

| | Bandwidth 5 MHz | | Bandwidth 10 MHz | |
|---|---|---|---|---|
| | Channel # | Freq.(MHz) | Channel # | Freq. (MHz) |
| L | 23755 | 706.5 | 23780 | 709 |
| M | 23790 | 710 | 23790 | 710 |
| H | 23825 | 713.5 | 23800 | 711 |

LTE Band 25

| | Bandwidth 1.4 MHz | | Bandwidth 3 MHz | | Bandwidth 5 MHz | | Bandwidth 10 MHz | | Bandwidth 15 MHz | | Bandwidth 20 MHz | |
|---|---|---|---|---|---|---|---|---|---|---|---|---|
| | Ch. # | Freq. (MHz) | Ch. # | Freq. (MHz) | Ch. # | Freq. (MHz) | Ch. # | Freq. (MHz) | Ch. # | Freq. (MHz) | Ch. # | Freq. (MHz) |
| L | 26047 | 1850.7 | 26055 | 1851.5 | 26065 | 1852.5 | 26090 | 1855 | 26115 | 1857.5 | 26140 | 1860 |
| M | 26340 | 1880 | 26340 | 1880 | 26340 | 1880 | 26340 | 1880 | 26340 | 1880 | 26340 | 1880 |
| H | 26683 | 1914.3 | 26675 | 1913.5 | 26665 | 1912.5 | 26640 | 1910 | 26615 | 1907.5 | 26590 | 1905 |

LTE Band 26

| | Bandwidth 1.4 MHz | | Bandwidth 3 MHz | | Bandwidth 5 MHz | | Bandwidth 10 MHz | | Bandwidth 15 MHz | |
|---|---|---|---|---|---|---|---|---|---|---|
| | Ch. # | Freq. (MHz) | Ch. # | Freq. (MHz) | Ch. # | Freq. (MHz) | Ch. # | Freq. (MHz) | Ch. # | Freq. (MHz) |
| L | 26697 | 814.7 | 26705 | 815.5 | 26715 | 816.5 | 26740 | 819 | 26765 | 821.5 |
| M | 26865 | 831.5 | 26865 | 831.5 | 26865 | 831.5 | 26865 | 831.5 | 26865 | 831.5 |
| H | 27033 | 848.3 | 27025 | 847.5 | 27015 | 846.5 | 26990 | 844 | 26965 | 841.5 |

| LTE Band 30 | | | | |
|---|---|---|---|---|
| | Bandwidth 5 MHz | | Bandwidth 10 MHz | |
| | Channel # | Freq.(MHz) | Channel # | Freq.(MHz) |
| L | 27685 | 2307.5 | 27710 | 2310 |
| M | 27710 | 2310 | | |
| H | 27735 | 2312.5 | | |

| LTE Band 38 | | | | | | | | |
|---|---|---|---|---|---|---|---|---|
| | Bandwidth 5 MHz | | Bandwidth 10 MHz | | Bandwidth 15 MHz | | Bandwidth 20 MHz | |
| | Ch. # | Freq. (MHz) | Ch. # | Freq. (MHz) | Ch. # | Freq. (MHz) | Ch. # | Freq. (MHz) |
| L | 37775 | 2572.5 | 37800 | 2575 | 37825 | 2577.5 | 37850 | 2580 |
| M | 38000 | 2595 | 38000 | 2595 | 38000 | 2595 | 38000 | 2595 |
| H | 38225 | 2617.5 | 38200 | 2615 | 38175 | 2612.5 | 38150 | 2610 |

| LTE Band 41 | | | | | | | | |
|---|---|---|---|---|---|---|---|---|
| | Bandwidth 5 MHz | | Bandwidth 10 MHz | | Bandwidth 15 MHz | | Bandwidth 20 MHz | |
| | Ch. # | Freq. (MHz) | Ch. # | Freq. (MHz) | Ch. # | Freq. (MHz) | Ch. # | Freq. (MHz) |
| L | 39675 | 2498.5 | 39700 | 2501 | 39725 | 2503.5 | 39750 | 2506 |
| L M | 40148 | 2545.8 | 40160 | 2547 | 40173 | 2548.3 | 40185 | 2549.5 |
| M | 40620 | 2593 | 40620 | 2593 | 40620 | 2593 | 40620 | 2593 |
| H M | 41093 | 2640.3 | 41080 | 2639 | 41068 | 2637.8 | 41055 | 2636.5 |
| H | 41565 | 2687.5 | 41540 | 2685 | 41515 | 2682.5 | 41490 | 2680 |

| LTE Band 66 | | | | | | | | | | | | |
|---|---|---|---|---|---|---|---|---|---|---|---|---|
| | Bandwidth 1.4 MHz | | Bandwidth 3 MHz | | Bandwidth 5 MHz | | Bandwidth 10 MHz | | Bandwidth 15 MHz | | Bandwidth 20 MHz | |
| | Ch. # | Freq. (MHz) | Ch. # | Freq. (MHz) | Ch. # | Freq. (MHz) | Ch. # | Freq. (MHz) | Ch. # | Freq. (MHz) | Ch. # | Freq. (MHz) |
| L | 131979 | 1710.7 | 131987 | 1711.5 | 131997 | 1712.5 | 132022 | 1715 | 132047 | 1717.5 | 132072 | 1720 |
| M | 132322 | 1745 | 132322 | 1745 | 132322 | 1745 | 132322 | 1745 | 132322 | 1745 | 132322 | 1745 |
| H | 132665 | 1779.3 | 132657 | 1778.5 | 132647 | 1777.5 | 132622 | 1775 | 132597 | 1772.5 | 132572 | 1770 |

| LTE Band 71 | | | | | | | | |
|---|---|---|---|---|---|---|---|---|
| | Bandwidth 5 MHz | | Bandwidth 10 MHz | | Bandwidth 15 MHz | | Bandwidth 20 MHz | |
| | Ch. # | Freq. (MHz) | Ch. # | Freq. (MHz) | Ch. # | Freq. (MHz) | Ch. # | Freq. (MHz) |
| L | 133147 | 665.5 | 133172 | 668 | 133197 | 670.5 | 133222 | 673 |
| M | 133297 | 680.5 | 133297 | 680.5 | 133297 | 680.5 | 133297 | 680.5 |
| H | 133447 | 695.5 | 133422 | 693 | 133397 | 690.5 | 133372 | 688 |

| LTE Band 48 | | | | | | | | |
|---|---|---|---|---|---|---|---|---|
| | Bandwidth 5 MHz | | Bandwidth 10 MHz | | Bandwidth 15 MHz | | Bandwidth 20 MHz | |
| | Ch. # | Freq. (MHz) | Ch. # | Freq. (MHz) | Ch. # | Freq. (MHz) | Ch. # | Freq. (MHz) |
| L | 55265 | 3552.5 | 55290 | 3555 | 55315 | 3557.5 | 55340 | 3560 |
| L M | 55810 | 3607 | 55815 | 3607.5 | 55820 | 3608 | 55830 | 3609 |
| M H | 56170 | 3643 | 56165 | 3642.5 | 56160 | 3642 | 56150 | 3641 |
| H | 56715 | 3697.5 | 56690 | 3695 | 56665 | 3692.5 | 56640 | 3690 |

| 5G NR Information | |
|---|---|
| FCC ID | A4RG025E |
| Equipment Name | Phone |
| Operating Frequency Range of each 5G NR transmission band | 5G NR n2 : 1850 MHz ~ 1910 MHz<br>5G NR n5 : 824 MHz ~ 849 MHz<br>5G NR n12 : 699 MHz ~ 716 MHz<br>5G NR n25 : 1850 MHz ~ 1915 MHz<br>5G NR n41 : 2496 MHz ~ 2690 MHz<br>5G NR n66 : 1710 MHz ~ 1780 MHz<br>5G NR n71 : 663 MHz ~ 698 MHz |
| Channel Bandwidth | 5G NR n2: 5MHz, 10MHz, 15MHz, 20MHz<br>5G NR n5: 5MHz, 10MHz, 15MHz, 20MHz<br>5G NR n12: 5MHz, 10MHz, 15MHz<br>5G NR n25: 5MHz, 10MHz, 15MHz, 20MHz<br>5G NR n41: 20MHz, 40MHz, 50MHz, 60MHz, 80MHz, 90MHz, 100MHz<br>5G NR n66: 5MHz, 10MHz, 15MHz, 20MHz<br>5G NR n71: 5MHz, 10MHz, 15MHz, 20MHz |
| SCS | FDD: SCS15KHz, TDD: SCS30KHz |
| uplink modulations used | DFT-s-OFDM: PI/2 BPSK / QPSK / 16QAM / 64QAM / 256QAM<br>CP-OFDM QPSK / 16QAM / 64QAM / 256QAM |
| A-MPR (Additional MPR) disabled for SAR Testing? | Yes |
| LTE Anchor Bands for n2 | LTE B5/12/13/14 |
| LTE Anchor Bands for n5 | LTE B2/7/30/48/66 |
| LTE Anchor Bands for n12 | LTE B2/66 |
| LTE Anchor Bands for n25 | LTE B12 |
| LTE Anchor Bands for n41 | LTE B2/4/25/26/66 |
| LTE Anchor Bands for n66 | LTE B5/12/13/14/48/71 |
| LTE Anchor Bands for n71 | LTE B2/7/66 |

**Transmission (H, M, L) channel numbers and frequencies in each 5G NR band**

NR Band 2

| | Bandwidth 5MHz | | Bandwidth 10MHz | | Bandwidth 15MHz | | Bandwidth 20MHz | |
|---|---|---|---|---|---|---|---|---|
| | Ch. # | Freq. (MHz) | Ch. # | Freq. (MHz) | Ch. # | Freq. (MHz) | Ch. # | Freq. (MHz) |
| L | 370500 | 1852.5 | 371000 | 1855 | 371500 | 1857.5 | 372000 | 1860 |
| M | 376000 | 1880 | 376000 | 1880 | 376000 | 1880 | 376000 | 1880 |
| H | 381500 | 1907.5 | 381000 | 1905 | 380500 | 1902.5 | 380000 | 1900 |

NR Band 5

| | Bandwidth 5MHz | | Bandwidth 10MHz | | Bandwidth 15MHz | | Bandwidth 20MHz | |
|---|---|---|---|---|---|---|---|---|
| | Ch. # | Freq. (MHz) | Ch. # | Freq. (MHz) | Ch. # | Freq. (MHz) | Ch. # | Freq. (MHz) |
| L | 165300 | 826.5 | 165800 | 829 | 166300 | 831.5 | 166800 | 834 |
| M | 167300 | 836.5 | 167300 | 836.5 | 167300 | 836.5 | 167300 | 836.5 |
| H | 169300 | 846.5 | 168800 | 844 | 168300 | 841.5 | 167800 | 839 |

NR Band 12

| | Bandwidth 5MHz | | Bandwidth 10MHz | | Bandwidth 15MHz | |
|---|---|---|---|---|---|---|
| | Ch. # | Freq. (MHz) | Ch. # | Freq. (MHz) | Ch. # | Freq. (MHz) |
| L | 140300 | 701.5 | 140800 | 704 | 141300 | 706.5 |
| M | 141500 | 707.5 | 141500 | 707.5 | 141500 | 707.5 |
| H | 142700 | 713.5 | 142200 | 711 | 141700 | 708.5 |

NR Band 25

| | Bandwidth 5MHz | | Bandwidth 10MHz | | Bandwidth 15MHz | | Bandwidth 20MHz | |
|---|---|---|---|---|---|---|---|---|
| | Ch. # | Freq. (MHz) | Ch. # | Freq. (MHz) | Ch. # | Freq. (MHz) | Ch. # | Freq. (MHz) |
| L | 370500 | 1852.5 | 371000 | 1855 | 371500 | 1857.5 | 372000 | 1860 |
| M | 376000 | 1880 | 376000 | 1880 | 376000 | 1880 | 376000 | 1880 |
| H | 382500 | 1912.5 | 382000 | 1910 | 381500 | 1907.5 | 381000 | 1905 |

NR Band 41

| | Bandwidth 20MHz | | Bandwidth 40MHz | | Bandwidth 50MHz | | Bandwidth 60MHz | | Bandwidth 80MHz | | Bandwidth 90MHz | | Bandwidth 100MHz | |
|---|---|---|---|---|---|---|---|---|---|---|---|---|---|---|
| | Ch. # | Freq. (MHz) | Ch. # | Freq. (MHz) | Ch. # | Freq. (MHz) | Ch. # | Freq. (MHz) | Ch. # | Freq. (MHz) | Ch. # | Freq. (MHz) | Ch. # | Freq. (MHz) |
| L | 501204 | 2506.02 | 503202 | 2516.01 | 504204 | 2521.02 | 505200 | 2526 | 507204 | 2536.02 | 508200 | 2541 | 509202 | 2546.01 |
| M | 518598 | 2592.99 | 518598 | 2592.99 | 518598 | 2592.99 | 518598 | 2592.99 | 518598 | 2592.99 | 518598 | 2592.99 | 518598 | 2592.99 |
| H | 535998 | 2679.99 | 534000 | 2670 | 532998 | 2664.99 | 531996 | 2659.98 | 529998 | 2649.99 | 528996 | 2644.98 | 528000 | 2640 |

NR Band 66

| | Bandwidth 5MHz | | Bandwidth 10MHz | | Bandwidth 15MHz | | Bandwidth 20MHz | |
|---|---|---|---|---|---|---|---|---|
| | Ch. # | Freq. (MHz) | Ch. # | Freq. (MHz) | Ch. # | Freq. (MHz) | Ch. # | Freq. (MHz) |
| L | 342500 | 1712.5 | 343000 | 1715 | 343500 | 1717.5 | 344000 | 1720 |
| M | 349000 | 1745 | 349000 | 1745 | 349000 | 1745 | 349000 | 1745 |
| H | 355500 | 1777.5 | 355000 | 1775 | 354500 | 1772.5 | 354000 | 1770 |

NR Band 71

| | Bandwidth 5MHz | | Bandwidth 10MHz | | Bandwidth 15MHz | | Bandwidth 20MHz | |
|---|---|---|---|---|---|---|---|---|
| | Ch. # | Freq. (MHz) | Ch. # | Freq. (MHz) | Ch. # | Freq. (MHz) | Ch. # | Freq. (MHz) |
| L | 133100 | 665.5 | 133600 | 668 | 13410 | 670.5 | 134600 | 673 |
| M | 136100 | 680.5 | 136100 | 680.5 | 136100 | 680.5 | 136100 | 680.5 |
| H | 139100 | 695.5 | 138600 | 693 | 13810 | 690.5 | 137600 | 688 |

# 4. Smart Transmit feature for RF Exposure compliance

The FCC RF exposure limit is defined based on time-averaged RF exposure. The product implements Qualcomm Smart Transmit feature which controls the instantaneous transmitting power for WWAN transmitter to ensure the product in compliance with FCC RF exposure limit over a defined time window, for SAR (transmit frequency ≤ 6GHz). To control and manage transmitting power in real time and to ensure at all times the time-averaged RF exposure is compliant to the regulation requirement.

This report describes the procedures for the SAR char generation, and the parameters obtained from SAR characterization (referred to as SAR char, respectively) will be used as input for Smart Transmit. SAR char will be entered via the Embedded File System (EFS) to enable the Smart Transmit Feature.

**<Terminologies in this report>**

| | |
|---|---|
| $P_{limit}$ | The time-averaged RF power which corresponds to SAR_design_targer. |
| $P_{max}$ | Maximum target power level |
| SAR_design_target: | The design target for SAR compliance. It should be less than regulatory power density limit to account for all device design related uncertainties. |
| SAR char | $P_{limit}$ for all the technologies/bands for all applicable DSI |

**<SAR Characterization>**

SAR char must be generated to cover all radio configurations and usage scenarios that the wireless device supports for operating at 6 GHz or below. It will then be used as input for Smart Transmit to control and manage RF exposure for f < 6 GHz.

**<SAR design target and uncertainty>**

| Exposure conditions | Device State Index (DSI) | SAR design target | W/kg |
|---|---|---|---|
| Head Standalone (Head) | 2 | 1g SAR design target | 0.95 |
| Head Simultaneous (Head_WiFi) | 7 | 1g SAR design target | 0.79 |
| Hotspot | 6 | 1g SAR design target | 0.79 |
| Body Standalone (Body) | 4 | 1g SAR design target | 0.95 |
| Body Simultaneous (Body_WiFi) | 8 | 1g SAR design target | 0.79 |

| Item | Uncertainty dB (k=2) |
|---|---|
| Total uncertainty | 1.0 |

To account for total uncertainty, SAR_design_target should be determined as:

$$SAR_design_target < SAR_{regulatory_limit} \times 10^{\frac{-total\ uncertainty}{10}}$$

The Smart Transmit algorithm maintains the time-averaged transmit power, in turn, time-averaged RF exposure of SAR_design_target, below the predefined time-averaged power limit, for each characterized technology and band.

Smart Transmit allows the device to transmit at higher power instantaneously, as high as Pmax, when needed, but enforces power limiting to maintain time-averaged transmit power to Plimit. Below table shows Plimit EFS settings and maximum tune up output power Pmax configured for this EUT for various transmit conditions (Device State Index DSI).

**<$P_{limit}$ for supported technologies and bands ($P_{limit}$ in EFS file)>**

| Config0 | | | | | | | |
|---|---|---|---|---|---|---|---|
| Band | Antenna | Head | | Hotspot | Body-Worn/Extremity | | Pmax* |
| | | Standalone DSI 2 | Simultaneous DSI 7 | Simultaneous DSI 6 | Standalone DSI 4 | Simultaneous DSI 8 | |
| GSM850(GPRS 4 Tx slots)** | 0 | 29.3 | 28.5 | 27.6 | 28.4 | 27.6 | 25.5 |
| GSM1900(GPRS 4 Tx slots) ** | 2 | 28.2 | 27.4 | 24.1 | 24.9 | 24.1 | 23.0 |
| WCDMA II | 2 | 26.5 | 25.7 | 23.3 | 24.1 | 23.3 | 24.7 |
| WCDMA IV | 2 | 29.1 | 28.3 | 23.5 | 24.3 | 23.5 | 24.7 |
| WCDMA V | 0 | 28.8 | 28.0 | 27.2 | 28.0 | 27.2 | 24.0 |
| CDMA BC0 | 0 | 27.9 | 27.1 | 26.2 | 27.0 | 26.2 | 24.5 |
| CDMA BC1 | 2 | 25.3 | 24.5 | 23.0 | 23.8 | 23.0 | 24.5 |
| CDMA BC10 | 0 | 29.2 | 28.4 | 26.6 | 27.4 | 26.6 | 24.5 |
| LTE Band 7 | 2 | 31.9 | 31.1 | 23.2 | 24.0 | 23.2 | 24.7 |
| LTE Band 12/17 | 0 | 29.5 | 28.7 | 27.7 | 28.5 | 27.7 | 24.7 |
| LTE Band 13 | 0 | 28.7 | 27.9 | 26.8 | 27.6 | 26.8 | 24.2 |
| LTE Band 14 | 0 | 28.8 | 28.0 | 25.6 | 26.4 | 25.6 | 24.7 |
| LTE Band 25/2 | 2 | 27.9 | 27.1 | 23.4 | 24.2 | 23.4 | 24.7 |
| LTE Band 26/5 | 0 | 29.4 | 28.6 | 28.0 | 28.8 | 28.0 | 24.7 |
| LTE Band 30 | 2 | 29.8 | 29.0 | 24.2 | 25.0 | 24.2 | 22.7 |
| LTE Band 41/38** | 2 | 31.5 | 30.7 | 24.3 | 25.1 | 24.3 | 22.7 |
| LTE Band 41(HPUE) ** | 2 | 31.5 | 30.7 | 24.3 | 25.1 | 24.3 | 22.4 |
| LTE Band 48** | 7 | 30.1 | 29.3 | 20.4 | 21.2 | 20.4 | 21.2 |
| LTE Band 66/4 | 2 | 31.8 | 31.0 | 24.1 | 24.9 | 24.1 | 24.7 |
| LTE Band 71 | 0 | 29.6 | 28.8 | 27.0 | 27.8 | 27.0 | 24.7 |
| 5G FR1 n2/25 | 2 | 26.3 | 25.5 | 23.5 | 24.3 | 23.5 | 24.7 |
| 5G FR1 n5 | 0 | 30.3 | 29.5 | 28.6 | 29.4 | 28.6 | 24.0 |
| 5G FR1 n12 | 0 | 30.2 | 29.4 | 27.9 | 28.7 | 27.9 | 23.7 |
| 5G FR1 n41** | 2 | 32.9 | 32.1 | 23.3 | 24.1 | 23.3 | 19.9 |
| 5G FR1 n41 ** | 5 | 21.8 | 21.0 | 22.6 | 23.4 | 22.6 | 19.9 |
| 5G FR1 n41 HPUE** | 5 | 21.8 | 21.0 | 22.6 | 23.4 | 22.6 | 21.7 |
| 5G FR1 n66 | 2 | 27.9 | 27.1 | 24.0 | 24.8 | 24.0 | 24.7 |
| 5G FR1 n71 | 0 | 30.5 | 29.7 | 27.0 | 27.8 | 27.0 | 24.7 |

| Config1 | | | | | | | |
|---|---|---|---|---|---|---|---|
| Band | Antenna | Head | | Hotspot | Body-Worn/Extremity | | Pmax* |
| | | Standalone DSI 2 | Simultaneous DSI 7 | Simultaneous DSI 6 | Standalone DSI 4 | Simultaneous DSI 8 | |
| GSM850(GPRS 4 Tx slots) ** | 1 | 24.7 | 23.9 | 27.7 | 28.5 | 27.7 | 25.5 |
| GSM1900(GPRS 4 Tx slots) ** | 0 | 30.3 | 29.5 | 18.6 | 19.4 | 18.6 | 22.5 |
| WCDMA II | 0 | 28.5 | 27.7 | 20.3 | 21.1 | 20.3 | 24.7 |
| WCDMA IV | 0 | 31.1 | 30.3 | 19.9 | 20.7 | 19.9 | 24.7 |
| WCDMA V | 1 | 23.3 | 22.5 | 26.0 | 26.8 | 26.0 | 24.0 |
| CDMA BC0 | 1 | 23.6 | 22.8 | 25.3 | 26.1 | 25.3 | 24.5 |
| CDMA BC1 | 0 | 29.8 | 29.0 | 19.6 | 20.4 | 19.6 | 24.5 |
| CDMA BC10 | 1 | 23.7 | 22.9 | 26.5 | 27.3 | 26.5 | 24.5 |
| LTE Band 7 | 0 | 30.5 | 29.7 | 21.3 | 22.1 | 21.3 | 24.7 |
| LTE Band 12/17 | 1 | 25.3 | 24.5 | 26.4 | 27.2 | 26.4 | 24.7 |
| LTE Band 13 | 1 | 27.5 | 26.7 | 26.4 | 27.2 | 26.4 | 24.2 |
| LTE Band 14 | 1 | 25.2 | 24.4 | 26.5 | 27.3 | 26.5 | 24.7 |
| LTE Band 25/2 | 0 | 37.0 | 36.2 | 17.9 | 18.7 | 17.9 | 24.7 |
| LTE Band 26/5 | 1 | 24.0 | 23.2 | 26.2 | 27.0 | 26.2 | 24.7 |
| LTE Band 30 | 0 | 32.0 | 31.2 | 21.5 | 22.3 | 21.5 | 22.7 |
| LTE Band 41/38 ** | 0 | 27.9 | 27.1 | 19.8 | 20.6 | 19.8 | 22.7 |
| LTE Band 41(HPUE) ** | 0 | 27.9 | 27.1 | 19.8 | 20.6 | 19.8 | 22.9 |
| LTE Band 48 ** | 2 | 28.4 | 27.6 | 18.3 | 19.1 | 18.3 | 19.6 |
| LTE Band 66/4 | 0 | 28.3 | 27.5 | 19.8 | 20.6 | 19.8 | 24.7 |
| LTE Band 71 | 1 | 26.3 | 25.5 | 26.3 | 27.1 | 26.3 | 24.7 |
| 5G FR1 n2/25 | 0 | 33.9 | 33.1 | 18.7 | 19.5 | 18.7 | 24.7 |
| 5G FR1 n5 | 1 | 23.3 | 22.5 | 26.0 | 26.8 | 26.0 | 24.0 |
| 5G FR1 n12 | 1 | 25.7 | 24.9 | 26.5 | 27.3 | 26.5 | 23.7 |
| 5G FR1 n41 ** | 0 | 28.3 | 27.5 | 21.9 | 22.7 | 21.9 | 19.9 |
| 5G FR1 n66 | 0 | 27.9 | 27.1 | 19.4 | 20.2 | 19.4 | 24.7 |
| 5G FR1 n71 | 1 | 24.9 | 24.1 | 26.4 | 27.2 | 26.4 | 24.7 |

*$P_{max}$ is used for RF tune up procedure. The maximum allowed output power is equal to Pmax + 1dB uncertainty.

**All $P_{limit}$ power levels entered in the Table correspond to average power levels after accounting for duty cycle in the case TDD modulation schemes (for e.g., GSM & LTE TDD & NR TDD).

The max allowed output power is the $P_{limit}$ + 1dB device uncertainty, and if $P_{limit}$ is higher than $P_{max}$, the device output power will be $P_{max}$ instead

# 5. RF Exposure Limits

## 5.1 Uncontrolled Environment

Uncontrolled Environments are defined as locations where there is the exposure of individuals who have no knowledge or control of their exposure. The general population/uncontrolled exposure limits are applicable to situations in which the general public may be exposed or in which persons who are exposed as a consequence of their employment may not be made fully aware of the potential for exposure or cannot exercise control over their exposure. Members of the general public would come under this category when exposure is not employment-related; for example, in the case of a wireless transmitter that exposes persons in its vicinity.

## 5.2 Controlled Environment

Controlled Environments are defined as locations where there is exposure that may be incurred by persons who are aware of the potential for exposure, (i.e. as a result of employment or occupation). In general, occupational/controlled exposure limits are applicable to situations in which persons are exposed as a consequence of their employment, who have been made fully aware of the potential for exposure and can exercise control over their exposure. The exposure category is also applicable when the exposure is of a transient nature due to incidental passage through a location where the exposure levels may be higher than the general population/uncontrolled limits, but the exposed person is fully aware of the potential for exposure and can exercise control over his or her exposure by leaving the area or by some other appropriate means.

**Limits for Occupational/Controlled Exposure (W/kg)**

| Whole-Body | Partial-Body | Hands, Wrists, Feet and Ankles |
|---|---|---|
| 0.4 | 8.0 | 20.0 |

**Limits for General Population/Uncontrolled Exposure (W/kg)**

| Whole-Body | Partial-Body | Hands, Wrists, Feet and Ankles |
|---|---|---|
| 0.08 | 1.6 | 4.0 |

1. Whole-Body SAR is averaged over the entire body, partial-body SAR is averaged over any 1gram of tissue defined as a tissue volume in the shape of a cube. SAR for hands, wrists, feet and ankles is averaged over any 10 grams of tissue defined as a tissue volume in the shape of a cube.

# 6. Specific Absorption Rate (SAR)

## 6.1 Introduction

SAR is related to the rate at which energy is absorbed per unit mass in an object exposed to a radio field. The SAR distribution in a biological body is complicated and is usually carried out by experimental techniques or numerical modeling. The standard recommends limits for two tiers of groups, occupational/controlled and general population/uncontrolled, based on a person's awareness and ability to exercise control over his or her exposure. In general, occupational/controlled exposure limits are higher than the limits for general population/uncontrolled.

## 6.2 SAR Definition

The SAR definition is the time derivative (rate) of the incremental energy (dW) absorbed by (dissipated in) an incremental mass (dm) contained in a volume element (dv) of a given density (ρ). The equation description is as below:

$$\mathbf{SAR} = \frac{\mathbf{d}}{\mathbf{dt}}\left(\frac{\mathbf{dW}}{\mathbf{dm}}\right) = \frac{\mathbf{d}}{\mathbf{dt}}\left(\frac{\mathbf{dW}}{\boldsymbol{\rho}\mathbf{dv}}\right)$$

SAR is expressed in units of Watts per kilogram (W/kg)

$$\mathbf{SAR} = \frac{\boldsymbol{\sigma}|\mathbf{E}|^2}{\boldsymbol{\rho}}$$

Where: σ is the conductivity of the tissue, ρ is the mass density of the tissue and E is the RMS electrical field strength.

# 7. System Description and Setup

**The DASY system used for performing compliance tests consists of the following items:**

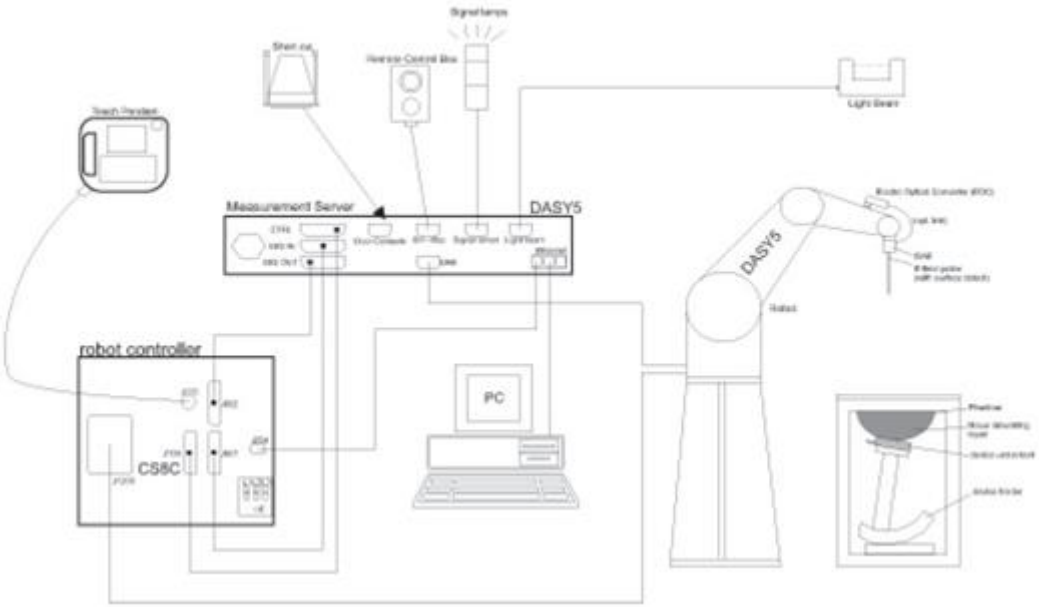


- A standard high precision 6-axis robot with controller, teach pendant and software. An arm extension for accommodating the data acquisition electronics (DAE).
- An isotropic Field probe optimized and calibrated for the targeted measurement.
- A data acquisition electronics (DAE) which performs the signal amplification, signal multiplexing, AD-conversion, offset measurements, mechanical surface detection, collision detection, etc. The unit is battery powered with standard or rechargeable batteries. The signal is optically transmitted to the EOC.
- The Electro-optical converter (EOC) performs the conversion from optical to electrical signals for the digital communication to the DAE. To use optical surface detection, a special version of the EOC is required. The EOC signal is transmitted to the measurement server.
- The function of the measurement server is to perform the time critical tasks such as signal filtering, control of the robot operation and fast movement interrupts.
- The Light Beam used is for probe alignment. This improves the (absolute) accuracy of the probe positioning.
- A computer running WinXP or Win7 and the DASY5 software.
- Remote control and teach pendant as well as additional circuitry for robot safety such as warning lamps, etc.
- The phantom, the device holder and other accessories according to the targeted measurement.

## 7.1 Test Side Location

Sporton Lab and below test site location are accredited to ISO 17025 by Taiwan Accreditation Foundation (TAF code: 1190 and 0007) and the FCC designation No. TW1190 and TW0007 under the FCC 2.948(e) by Mutual Recognition Agreement (MRA) in FCC test.

| Test Side | SPORTON INTERNATIONAL INC. EMC & Wireless Communications Laboratory | | | |
|---|---|---|---|---|
| Test Site Location | TW1190<br>No. 52, Huaya 1st Rd., Guishan Dist., Taoyuan City 333, CHINESE TAIPEI | | TW0007<br>No. 58, Aly. 75, Ln. 564, Wehnua 3rd, Rd., Guishan Dist., Taoyuan City, CHINESE TAIPEI | |
| Test Site No. | SAR01-HY | SAR03-HY | SAR08-HY | SAR09-HY |
| | SAR04-HY | SAR05-HY | SAR11-HY | SAR12-HY |
| | SAR06-HY | SAR10-HY | | |

## 7.2 E-Field Probe

The SAR measurement is conducted with the dosimetric probe (manufactured by SPEAG).The probe is specially designed and calibrated for use in liquid with high permittivity. The dosimetric probe has special calibration in liquid at different frequency. This probe has a built in optical surface detection system to prevent from collision with phantom.

**<ES3DV3 Probe>**

| | | |
|---|---|---|
| **Construction** | Symmetric design with triangular core<br>Interleaved sensors<br>Built-in shielding against static charges<br>PEEK enclosure material (resistant to organic solvents, e.g., DGBE) | |
| **Frequency** | 10 MHz – 4 GHz;<br>Linearity: ±0.2 dB (30 MHz – 4 GHz) | |
| **Directivity** | ±0.2 dB in TSL (rotation around probe axis)<br>±0.3 dB in TSL (rotation normal to probe axis) | |
| **Dynamic Range** | 5 µW/g – >100 mW/g;<br>Linearity: ±0.2 dB | |
| **Dimensions** | Overall length: 337 mm (tip: 20 mm)<br>Tip diameter: 3.9 mm (body: 12 mm)<br>Distance from probe tip to dipole centers: 3.0 mm | |

**<EX3DV4 Probe>**

| | | |
|---|---|---|
| **Construction** | Symmetric design with triangular core<br>Built-in shielding against static charges<br>PEEK enclosure material (resistant to organic solvents, e.g., DGBE) | |
| **Frequency** | 10 MHz – >6 GHz<br>Linearity: ±0.2 dB (30 MHz – 6 GHz) | |
| **Directivity** | ±0.3 dB in TSL (rotation around probe axis)<br>±0.5 dB in TSL (rotation normal to probe axis) | |
| **Dynamic Range** | 10 µW/g – >100 mW/g<br>Linearity: ±0.2 dB (noise: typically <1 µW/g) | |
| **Dimensions** | Overall length: 337 mm (tip: 20 mm)<br>Tip diameter: 2.5 mm (body: 12 mm)<br>Typical distance from probe tip to dipole centers: 1 mm | |

## 7.3 Data Acquisition Electronics (DAE)

The data acquisition electronics (DAE) consists of a highly sensitive electrometer-grade preamplifier with auto-zeroing, a channel and gain-switching multiplexer, a fast 16 bit AD-converter and a command decoder and control logic unit. Transmission to the measurement server is accomplished through an optical downlink for data and status information as well as an optical uplink for commands and the clock.

The input impedance of the DAE is 200 MOhm; the inputs are symmetrical and floating. Common mode rejection is above 80 dB.

**Fig 5.1 Photo of DAE**

## 7.4 Phantom

**<SAM Twin Phantom>**

| | | |
|---|---|---|
| **Shell Thickness** | 2 ± 0.2 mm;<br>Center ear point: 6 ± 0.2 mm |  |
| **Filling Volume** | Approx. 25 liters | |
| **Dimensions** | Length: 1000 mm; Width: 500 mm; Height: adjustable feet | |
| **Measurement Areas** | Left Hand, Right Hand, Flat Phantom | |

The bottom plate contains three pair of bolts for locking the device holder. The device holder positions are adjusted to the standard measurement positions in the three sections. A white cover is provided to tap the phantom during off-periods to prevent water evaporation and changes in the liquid parameters. On the phantom top, three reference markers are provided to identify the phantom position with respect to the robot.

**<ELI Phantom>**

| | | |
|---|---|---|
| **Shell Thickness** | 2 ± 0.2 mm (sagging: <1%) |  |
| **Filling Volume** | Approx. 30 liters | |
| **Dimensions** | Major ellipse axis: 600 mm<br>Minor axis: 400 mm | |

The ELI phantom is intended for compliance testing of handheld and body-mounted wireless devices in the frequency range of 30 MHz to 6 GHz. ELI4 is fully compatible with standard and all known tissue simulating liquids.

## 7.5 Device Holder

**<Mounting Device for Hand-Held Transmitter>**

In combination with the Twin SAM V5.0/V5.0c or ELI phantoms, the Mounting Device for Hand-Held Transmitters enables rotation of the mounted transmitter device to specified spherical coordinates. At the heads, the rotation axis is at the ear opening. Transmitter devices can be easily and accurately positioned according to IEC 62209-1, IEEE 1528, FCC, or other specifications. The device holder can be locked for positioning at different phantom sections (left head, right head, flat). And upgrade kit to Mounting Device to enable easy mounting of wider devices like big smart-phones, e-books, small tablets, etc. It holds devices with width up to 140 mm.

Mounting Device for Hand-Held Transmitters

Mounting Device Adaptor for Wide-Phones

**<Mounting Device for Laptops and other Body-Worn Transmitters>**

The extension is lightweight and made of POM, acrylic glass and foam. It fits easily on the upper part of the mounting device in place of the phone positioned. The extension is fully compatible with the SAM Twin and ELI phantoms.

Mounting Device for Laptops

# 8. Measurement Procedures

The measurement procedures are as follows:

<Conducted power measurement>

(a) For WWAN power measurement, use base station simulator to configure EUT WWAN transmission in conducted connection with RF cable, at maximum power in each supported wireless interface and frequency band.
(b) Read the WWAN RF power level from the base station simulator.
(c) For WLAN/BT power measurement, use engineering software to configure EUT WLAN/BT continuously transmission, at maximum RF power in each supported wireless interface and frequency band
(d) Connect EUT RF port through RF cable to the power meter, and measure WLAN/BT output power

<SAR measurement>

(a) Use base station simulator to configure EUT WWAN transmission in radiated connection, and engineering software to configure EUT WLAN/BT continuously transmission, at maximum RF power, in the highest power channel.
(b) Place the EUT in the positions as Appendix D demonstrates.
(c) Set scan area, grid size and other setting on the DASY software.
(d) Measure SAR results for the highest power channel on each testing position.
(e) Find out the largest SAR result on these testing positions of each band
(f) Measure SAR results for other channels in worst SAR testing position if the reported SAR of highest power channel is larger than 0.8 W/kg

According to the test standard, the recommended procedure for assessing the peak spatial-average SAR value consists of the following steps:

(a) Power reference measurement
(b) Area scan
(c) Zoom scan
(d) Power drift measurement

## 8.1 Spatial Peak SAR Evaluation

The procedure for spatial peak SAR evaluation has been implemented according to the test standard. It can be conducted for 1g and 10g, as well as for user-specific masses. The DASY software includes all numerical procedures necessary to evaluate the spatial peak SAR value.

The base for the evaluation is a "cube" measurement. The measured volume must include the 1g and 10g cubes with the highest averaged SAR values. For that purpose, the center of the measured volume is aligned to the interpolated peak SAR value of a previously performed area scan.

The entire evaluation of the spatial peak values is performed within the post-processing engine (SEMCAD). The system always gives the maximum values for the 1g and 10g cubes. The algorithm to find the cube with highest averaged SAR is divided into the following stages:

(a) Extraction of the measured data (grid and values) from the Zoom Scan
(b) Calculation of the SAR value at every measurement point based on all stored data (A/D values and measurement parameters)
(c) Generation of a high-resolution mesh within the measured volume
(d) Interpolation of all measured values form the measurement grid to the high-resolution grid
(e) Extrapolation of the entire 3-D field distribution to the phantom surface over the distance from sensor to surface
(f) Calculation of the averaged SAR within masses of 1g and 10g

## 8.2 Power Reference Measurement

The Power Reference Measurement and Power Drift Measurements are for monitoring the power drift of the device under test in the batch process. The minimum distance of probe sensors to surface determines the closest measurement point to phantom surface. This distance cannot be smaller than the distance of sensor calibration points to probe tip as defined in the probe properties.

## 8.3 Area Scan

The area scan is used as a fast scan in two dimensions to find the area of high field values, before doing a fine measurement around the hot spot. The sophisticated interpolation routines implemented in DASY software can find the maximum found in the scanned area, within a range of the global maximum. The range (in dB0 is specified in the standards for compliance testing. For example, a 2 dB range is required in IEEE standard 1528 and IEC 62209 standards, whereby 3 dB is a requirement when compliance is assessed in accordance with the ARIB standard (Japan), if only one zoom scan follows the area scan, then only the absolute maximum will be taken as reference. For cases where multiple maximums are detected, the number of zoom scans has to be increased accordingly.

Area scan parameters extracted from FCC KDB 865664 D01v01r04 SAR measurement 100 MHz to 6 GHz.

| | ≤ 3 GHz | > 3 GHz |
|---|---|---|
| Maximum distance from closest measurement point (geometric center of probe sensors) to phantom surface | 5 ± 1 mm | ½·δ·ln(2) ± 0.5 mm |
| Maximum probe angle from probe axis to phantom surface normal at the measurement location | 30° ± 1° | 20° ± 1° |
| Maximum area scan spatial resolution: $\Delta x_{Area}$, $\Delta y_{Area}$ | ≤ 2 GHz: ≤ 15 mm<br>2 – 3 GHz: ≤ 12 mm | 3 – 4 GHz: ≤ 12 mm<br>4 – 6 GHz: ≤ 10 mm |
| | When the x or y dimension of the test device, in the measurement plane orientation, is smaller than the above, the measurement resolution must be ≤ the corresponding x or y dimension of the test device with at least one measurement point on the test device. | |

## 8.4 Zoom Scan

Zoom scans are used assess the peak spatial SAR values within a cubic averaging volume containing 1 gram and 10 gram of simulated tissue. The zoom scan measures points (refer to table below) within a cube shoes base faces are centered on the maxima found in a preceding area scan job within the same procedure. When the measurement is done, the zoom scan evaluates the averaged SAR for 1 gram and 10 gram and displays these values next to the job's label.

Zoom scan parameters extracted from FCC KDB 865664 D01v01r04 SAR measurement 100 MHz to 6 GHz.

| | | | ≤ 3 GHz | > 3 GHz |
|---|---|---|---|---|
| Maximum zoom scan spatial resolution: $\Delta x_{Zoom}$, $\Delta y_{Zoom}$ | | | ≤ 2 GHz: ≤ 8 mm<br>2 – 3 GHz: ≤ 5 mm* | 3 – 4 GHz: ≤ 5 mm*<br>4 – 6 GHz: ≤ 4 mm* |
| Maximum zoom scan spatial resolution, normal to phantom surface | uniform grid: $\Delta z_{Zoom}(n)$ | | ≤ 5 mm | 3 – 4 GHz: ≤ 4 mm<br>4 – 5 GHz: ≤ 3 mm<br>5 – 6 GHz: ≤ 2 mm |
| | graded grid | $\Delta z_{Zoom}(1)$: between 1st two points closest to phantom surface | ≤ 4 mm | 3 – 4 GHz: ≤ 3 mm<br>4 – 5 GHz: ≤ 2.5 mm<br>5 – 6 GHz: ≤ 2 mm |
| | | $\Delta z_{Zoom}(n>1)$: between subsequent points | $\leq 1.5 \cdot \Delta z_{Zoom}(n-1)$ | |
| Minimum zoom scan volume | x, y, z | | ≥ 30 mm | 3 – 4 GHz: ≥ 28 mm<br>4 – 5 GHz: ≥ 25 mm<br>5 – 6 GHz: ≥ 22 mm |

Note: δ is the penetration depth of a plane-wave at normal incidence to the tissue medium; see draft standard IEEE P1528-2011 for details.

* When zoom scan is required and the *reported* SAR from the *area scan based 1-g SAR estimation* procedures of KDB 447498 is ≤ 1.4 W/kg, ≤ 8 mm, ≤ 7 mm and ≤ 5 mm zoom scan resolution may be applied, respectively, for 2 GHz to 3 GHz, 3 GHz to 4 GHz and 4 GHz to 6 GHz.

## 8.5 Volume Scan Procedures

The volume scan is used for assess overlapping SAR distributions for antennas transmitting in different frequency bands. It is equivalent to an oversized zoom scan used in standalone measurements. The measurement volume will be used to enclose all the simultaneous transmitting antennas. For antennas transmitting simultaneously in different frequency bands, the volume scan is measured separately in each frequency band. In order to sum correctly to compute the 1g aggregate SAR, the EUT remain in the same test position for all measurements and all volume scan use the same spatial resolution and grid spacing. When all volume scan were completed, the software, SEMCAD postprocessor can combine and subsequently superpose these measurement data to calculating the multiband SAR.

## 8.6 Power Drift Monitoring

All SAR testing is under the EUT install full charged battery and transmit maximum output power. In DASY measurement software, the power reference measurement and power drift measurement procedures are used for monitoring the power drift of EUT during SAR test. Both these procedures measure the field at a specified reference position before and after the SAR testing. The software will calculate the field difference in dB. If the power drifts more than 5%, the SAR will be retested.

# 9. Test Equipment List

| Manufacturer | Name of Equipment | Type/Model | Serial Number | Calibration | |
|---|---|---|---|---|---|
| | | | | Last Cal. | Due Date |
| SPEAG | 750MHz System Validation Kit | D750V3 | 1107 | Mar. 08, 2019 | Mar. 06, 2021 |
| SPEAG | 835MHz System Validation Kit | D835V2 | 4d167 | Nov. 25, 2019 | Nov. 24, 2020 |
| SPEAG | 1750MHz System Validation Kit | D1750V2 | 1112 | Mar. 07, 2019 | Mar. 05, 2021 |
| SPEAG | 1900MHz System Validation Kit | D1900V2 | 5d041 | Sep. 11, 2018 | Sep. 09, 2020 |
| SPEAG | 1900MHz System Validation Kit | D1900V2 | 5d185 | Mar. 07, 2019 | Mar. 05, 2021 |
| SPEAG | 2300MHz System Validation Kit | D2300V2 | 1006 | Jan. 28, 2019 | Jan. 26, 2021 |
| SPEAG | 2450MHz System Validation Kit | D2450V2 | 929 | Nov. 21, 2019 | Nov. 20, 2020 |
| SPEAG | 2600MHz System Validation Kit | D2600V2 | 1078 | Mar. 06, 2019 | Mar. 04, 2021 |
| SPEAG | 3500MHz System Validation Kit | D3500V2 | 1014 | Jan. 29, 2019 | Jan. 27, 2021 |
| SPEAG | 3700MHz System Validation Kit | D3700V2 | 1006 | Mar. 05, 2019 | Mar. 03, 2021 |
| SPEAG | 5GHz System Validation Kit | D5GHzV2 | 1006 | Sep. 27, 2018 | Sep. 25, 2020 |
| SPEAG | 5GHz System Validation Kit | D5GHzV2 | 1128 | Dec. 16, 2019 | Dec. 15, 2020 |
| SPEAG | Data Acquisition Electronics | DAE4 | 376 | Dec. 06, 2019 | Dec. 05, 2020 |
| SPEAG | Data Acquisition Electronics | DAE4 | 699 | Feb. 26, 2020 | Feb. 25, 2021 |
| SPEAG | Data Acquisition Electronics | DAE4 | 853 | Jul. 18, 2019 | Jul. 17, 2020 |
| SPEAG | Data Acquisition Electronics | DAE4 | 916 | Dec. 17, 2019 | Dec. 16, 2020 |
| SPEAG | Dosimetric E-Field Probe | ES3DV3 | 3169 | May. 24, 2019 | May. 23, 2020 |
| SPEAG | Dosimetric E-Field Probe | ES3DV3 | 3184 | Sep. 25, 2019 | Sep. 24, 2020 |
| SPEAG | Dosimetric E-Field Probe | EX3DV4 | 3642 | Apr. 29, 2020 | Apr. 28, 2021 |
| SPEAG | Dosimetric E-Field Probe | EX3DV4 | 3728 | Feb. 04, 2020 | Feb. 03, 2021 |
| SPEAG | Dosimetric E-Field Probe | EX3DV4 | 7515 | Oct. 22, 2019 | Oct. 21, 2020 |
| SPEAG | Dosimetric E-Field Probe | EX3DV4 | 3925 | Sep. 20, 2019 | Sep. 19, 2020 |
| SPEAG | Dosimetric E-Field Probe | EX3DV4 | 3931 | Sep. 26, 2019 | Sep. 25, 2020 |
| RCPTWN | Thermometer | HTC-1 | TM685-1 | Nov. 12, 2019 | Nov. 11, 2020 |
| RCPTWN | Thermometer | HTC-1 | TM560-2 | Nov. 12, 2019 | Nov. 11, 2020 |
| Anritsu | Radio Communication Analyzer | MT8821C | 6201341950 | Oct. 31, 2019 | Oct. 30, 2020 |
| Agilent | Wireless Communication Test Set | E5515C | MY50267236 | Mar. 18, 2020 | Mar. 17, 2021 |
| SPEAG | Device Holder | N/A | N/A | N/A | N/A |
| Anritsu | Signal Generator | MG3710A | 6201502524 | Nov. 20, 2019 | Nov. 19, 2020 |
| Agilent | ENA Network Analyzer | E5071C | MY46104758 | Sep. 06, 2019 | Sep. 05, 2020 |
| SPEAG | Dielectric Probe Kit | DAK-3.5 | 1126 | Sep. 18, 2019 | Sep. 17, 2020 |
| LINE SEIKI | Digital Thermometer | DTM3000-spezial | 3169 | Sep. 10, 2019 | Sep. 09, 2020 |
| Anritsu | Power Meter | ML2495A | 1036004 | Aug. 08, 2019 | Aug. 07, 2020 |
| Anritsu | Power Sensor | MA2411B | 1027253 | Aug. 08, 2019 | Aug. 07, 2020 |
| Anritsu | Power Meter | ML2495A | 1218006 | Oct. 14, 2019 | Oct. 13, 2020 |
| Anritsu | Power Sensor | MA2411B | 1207363 | Oct. 14, 2019 | Oct. 13, 2020 |
| Agilent | Spectrum Analyzer | E4408B | MY44211028 | Aug. 27, 2019 | Aug. 26, 2020 |
| Anritsu | Spectrum Analyzer | MS2830A | 6201396378 | Jun. 27, 2019 | Jun. 26, 2020 |
| Mini-Circuits | Power Amplifier | ZVE-8G+ | 6418 | Oct. 16, 2019 | Oct. 15, 2020 |
| Mini-Circuits | Power Amplifier | ZVE-8G+ | 6382 | Aug. 12, 2019 | Aug. 11, 2020 |
| ATM | Dual Directional Coupler | C122H-10 | P610410z-02 | Note 1 | |
| Woken | Attenuator 1 | WK0602-XX | N/A | Note 1 | |
| PE | Attenuator 2 | PE7005-10 | N/A | Note 1 | |
| PE | Attenuator 3 | PE7005- 3 | N/A | Note 1 | |

**General Note:**

1. Prior to system verification and validation, the path loss from the signal generator to the system check source and the power meter, which includes the amplifier, cable, attenuator and directional coupler, was measured by the network analyzer. The reading of the power meter was offset by the path loss difference between the path to the power meter and the path to the system check source to monitor the actual power level fed to the system check source.
2. Referring to KDB 865664 D01v01r04, the dipole calibration interval can be extended to 3 years with justification. The dipoles are also not physically damaged, or repaired during the interval.
3. The justification data of dipole D750V3, SN: 1107, D1750V2, SN: 1112, D1900V2, SN: 5d041, D1900V2, SN: 5d185, D2300V2, SN: 1006, D2600V2, SN: 1078, D3500V2, SN: 1014, D3700V2, SN: 1006, D5GHzV2, SN: 1006,can be found in appendix C. The return loss is < -20dB, within 20% of prior calibration, the impedance is within 5 ohm of prior calibration.
4. The ES3DV3-SN3169 was tested within calibration date.

# 10. System Verification

## 10.1 Tissue Simulating Liquids

For the measurement of the field distribution inside the SAM phantom with DASY, the phantom must be filled with around 25 liters of homogeneous body tissue simulating liquid. For head SAR testing, the liquid height from the ear reference point (ERP) of the phantom to the liquid top surface is larger than 15 cm, which is shown in Fig. 10.1. For body SAR testing, the liquid height from the center of the flat phantom to the liquid top surface is larger than 15 cm, which is shown in Fig. 10.2.



**Fig 10.1Photo of Liquid Height for Head SAR**



**Fig 10.2 Photo of Liquid Height for Body SAR**

## 10.2 Tissue Verification

The following tissue formulations are provided for reference only as some of the parameters have not been thoroughly verified. The composition of ingredients may be modified accordingly to achieve the desired target tissue parameters required for routine SAR evaluation.

| Frequency (MHz) | Water (%) | Sugar (%) | Cellulose (%) | Salt (%) | Preventol (%) | DGBE (%) | Conductivity (σ) | Permittivity (εr) |
|---|---|---|---|---|---|---|---|---|
| 750 | 41.1 | 57.0 | 0.2 | 1.4 | 0.2 | 0 | 0.89 | 41.9 |
| 835 | 40.3 | 57.9 | 0.2 | 1.4 | 0.2 | 0 | 0.90 | 41.5 |
| 900 | 40.3 | 57.9 | 0.2 | 1.4 | 0.2 | 0 | 0.97 | 41.5 |
| 1800, 1900, 2000 | 55.2 | 0 | 0 | 0.3 | 0 | 44.5 | 1.40 | 40.0 |
| 2450 | 55.0 | 0 | 0 | 0 | 0 | 45.0 | 1.80 | 39.2 |
| 2600 | 54.8 | 0 | 0 | 0.1 | 0 | 45.1 | 1.96 | 39.0 |

Simulating Liquid for 5GHz, Manufactured by SPEAG

| Ingredients | (% by weight) |
|---|---|
| Water | 64~78% |
| Mineral oil | 11~18% |
| Emulsifiers | 9~15% |
| Additives and Salt | 2~3% |

## <Tissue Dielectric Parameter Check Results>

| Frequency (MHz) | Liquid Temp. (℃) | Conductivity (σ) | Permittivity ($\varepsilon_r$) | Conductivity Target (σ) | Permittivity Target ($\varepsilon_r$) | Delta (σ) (%) | Delta ($\varepsilon_r$) (%) | Limit (%) | Date |
|---|---|---|---|---|---|---|---|---|---|
| 750 | 22.3 | 0.905 | 40.878 | 0.89 | 41.90 | 1.69 | -2.44 | ±5 | 2020/5/11 |
| 750 | 22.5 | 0.890 | 40.696 | 0.89 | 41.90 | 0.00 | -2.87 | ±5 | 2020/5/12 |
| 750 | 22.2 | 0.902 | 41.754 | 0.89 | 41.90 | 1.35 | -0.35 | ±5 | 2020/5/13 |
| 750 | 22.3 | 0.917 | 43.723 | 0.89 | 41.90 | 3.03 | 4.35 | ±5 | 2020/5/24 |
| 750 | 22.5 | 0.893 | 42.411 | 0.89 | 41.90 | 0.34 | 1.22 | ±5 | 2020/6/7 |
| 750 | 22.5 | 0.891 | 41.321 | 0.89 | 41.90 | 0.11 | -1.38 | ±5 | 2020/6/7 |
| 750 | 22.6 | 0.888 | 41.268 | 0.89 | 41.90 | -0.22 | -1.51 | ±5 | 2020/6/8 |
| 835 | 22.3 | 0.893 | 41.953 | 0.90 | 41.50 | -0.78 | 1.09 | ±5 | 2020/5/12 |
| 835 | 22.5 | 0.899 | 41.843 | 0.90 | 41.50 | -0.11 | 0.83 | ±5 | 2020/5/13 |
| 835 | 22.6 | 0.935 | 42.555 | 0.90 | 41.50 | 3.89 | 2.54 | ±5 | 2020/5/27 |
| 835 | 22.3 | 0.890 | 40.682 | 0.90 | 41.50 | -1.11 | -1.97 | ±5 | 2020/5/29 |
| 835 | 22.3 | 0.878 | 42.681 | 0.90 | 41.50 | -2.44 | 2.85 | ±5 | 2020/6/5 |
| 835 | 22.7 | 0.883 | 40.886 | 0.90 | 41.50 | -1.89 | -1.48 | ±5 | 2020/6/6 |
| 1750 | 22.5 | 1.366 | 39.715 | 1.37 | 40.10 | -0.29 | -0.96 | ±5 | 2020/5/7 |
| 1750 | 22.6 | 1.347 | 39.102 | 1.37 | 40.10 | -1.68 | -2.49 | ±5 | 2020/5/14 |
| 1750 | 22.7 | 1.357 | 39.743 | 1.37 | 40.10 | -0.95 | -0.89 | ±5 | 2020/5/15 |
| 1750 | 22.2 | 1.388 | 40.306 | 1.37 | 40.10 | 1.31 | 0.51 | ±5 | 2020/5/25 |
| 1750 | 22.6 | 1.350 | 39.208 | 1.37 | 40.10 | -1.46 | -2.22 | ±5 | 2020/5/28 |
| 1750 | 22.6 | 1.378 | 41.929 | 1.37 | 40.10 | 0.58 | 4.56 | ±5 | 2020/6/8 |
| 1750 | 22.7 | 1.379 | 39.757 | 1.37 | 40.10 | 0.66 | -0.86 | ±5 | 2020/6/9 |
| 1750 | 22.3 | 1.369 | 41.387 | 1.37 | 40.10 | -0.07 | 3.21 | ±5 | 2020/8/1 |
| 1900 | 22.5 | 1.415 | 40.419 | 1.40 | 40.00 | 1.07 | 1.05 | ±5 | 2020/5/7 |
| 1900 | 22.6 | 1.410 | 39.371 | 1.40 | 40.00 | 0.71 | -1.57 | ±5 | 2020/5/14 |
| 1900 | 22.7 | 1.446 | 41.126 | 1.40 | 40.00 | 3.29 | 2.81 | ±5 | 2020/5/15 |
| 1900 | 22.4 | 1.392 | 40.416 | 1.40 | 40.00 | -0.57 | 1.04 | ±5 | 2020/5/16 |
| 1900 | 22.3 | 1.430 | 40.283 | 1.40 | 40.00 | 2.14 | 0.71 | ±5 | 2020/5/18 |
| 1900 | 22.6 | 1.380 | 39.575 | 1.40 | 40.00 | -1.43 | -1.06 | ±5 | 2020/5/24 |
| 1900 | 22.4 | 1.369 | 39.675 | 1.40 | 40.00 | -2.21 | -0.81 | ±5 | 2020/5/26 |
| 1900 | 22.6 | 1.402 | 40.656 | 1.40 | 40.00 | 0.14 | 1.64 | ±5 | 2020/5/28 |
| 1900 | 22.3 | 1.416 | 39.472 | 1.40 | 40.00 | 1.14 | -1.32 | ±5 | 2020/6/1 |
| 1900 | 22.7 | 1.426 | 39.592 | 1.40 | 40.00 | 1.86 | -1.02 | ±5 | 2020/6/9 |
| 1900 | 22.2 | 1.409 | 40.379 | 1.40 | 40.00 | 0.64 | 0.95 | ±5 | 2020/6/10 |
| 2300 | 22.7 | 1.648 | 39.502 | 1.67 | 39.50 | -1.32 | 0.01 | ±5 | 2020/5/28 |
| 2300 | 22.3 | 1.665 | 40.375 | 1.67 | 39.50 | -0.30 | 2.22 | ±5 | 2020/6/5 |
| 2450 | 22.2 | 1.838 | 39.464 | 1.80 | 39.20 | 2.11 | 0.67 | ±5 | 2020/5/22 |
| 2450 | 22.2 | 1.815 | 39.227 | 1.80 | 39.20 | 0.83 | 0.07 | ±5 | 2020/6/10 |
| 2600 | 22.2 | 2.043 | 38.700 | 1.96 | 39.00 | 4.23 | -0.77 | ±5 | 2020/5/10 |
| 2600 | 22.3 | 2.026 | 38.973 | 1.96 | 39.00 | 3.37 | -0.07 | ±5 | 2020/5/14 |
| 2600 | 22.5 | 2.017 | 39.109 | 1.96 | 39.00 | 2.91 | 0.28 | ±5 | 2020/5/23 |
| 2600 | 22.4 | 2.007 | 38.929 | 1.96 | 39.00 | 2.40 | -0.18 | ±5 | 2020/5/26 |
| 2600 | 22.4 | 1.949 | 39.167 | 1.96 | 39.00 | -0.56 | 0.43 | ±5 | 2020/5/27 |
| 2600 | 22.5 | 1.978 | 38.953 | 1.96 | 39.00 | 0.92 | -0.12 | ±5 | 2020/6/16 |
| 3500 | 22.6 | 2.958 | 37.991 | 2.91 | 37.90 | 1.65 | 0.24 | ±5 | 2020/5/11 |
| 3500 | 22.6 | 2.958 | 37.991 | 2.91 | 37.90 | 1.65 | 0.24 | ±5 | 2020/5/11 |
| 3500 | 22.3 | 2.963 | 38.946 | 2.91 | 37.90 | 1.82 | 2.76 | ±5 | 2020/5/29 |
| 3500 | 22.4 | 2.963 | 38.954 | 2.91 | 37.90 | 1.82 | 2.78 | ±5 | 2020/6/8 |
| 3700 | 22.6 | 3.170 | 37.790 | 3.12 | 37.70 | 1.60 | 0.24 | ±5 | 2020/5/11 |
| 3700 | 22.3 | 3.121 | 38.729 | 3.12 | 37.70 | 0.03 | 2.73 | ±5 | 2020/5/29 |
| 3700 | 22.4 | 3.121 | 38.737 | 3.12 | 37.70 | 0.03 | 2.75 | ±5 | 2020/6/8 |
| 3700 | 22.3 | 3.156 | 38.513 | 3.12 | 37.70 | 1.15 | 2.16 | ±5 | 2020/6/14 |
| 5250 | 22.6 | 4.634 | 36.648 | 4.71 | 35.95 | -1.61 | 1.94 | ±5 | 2020/5/21 |
| 5250 | 22.5 | 4.653 | 37.498 | 4.71 | 35.95 | -1.21 | 4.31 | ±5 | 2020/5/21 |
| 5250 | 22.3 | 4.631 | 37.570 | 4.71 | 35.95 | -1.68 | 4.51 | ±5 | 2020/5/24 |
| 5250 | 22.6 | 4.582 | 36.877 | 4.71 | 35.95 | -2.72 | 2.58 | ±5 | 2020/6/11 |
| 5600 | 22.5 | 5.015 | 36.922 | 5.07 | 35.50 | -1.08 | 4.01 | ±5 | 2020/5/21 |
| 5600 | 22.6 | 4.994 | 36.072 | 5.07 | 35.50 | -1.50 | 1.61 | ±5 | 2020/5/21 |
| 5600 | 22.3 | 5.024 | 36.428 | 5.07 | 35.50 | -0.91 | 2.61 | ±5 | 2020/5/26 |
| 5600 | 22.6 | 4.934 | 36.337 | 5.07 | 35.50 | -2.68 | 2.36 | ±5 | 2020/6/11 |
| 5750 | 22.5 | 5.167 | 36.786 | 5.22 | 35.35 | -1.02 | 4.06 | ±5 | 2020/5/21 |
| 5750 | 22.6 | 5.146 | 35.936 | 5.22 | 35.35 | -1.42 | 1.66 | ±5 | 2020/5/21 |
| 5750 | 22.3 | 5.132 | 36.851 | 5.22 | 35.35 | -1.69 | 4.25 | ±5 | 2020/5/24 |
| 5750 | 22.3 | 5.185 | 36.235 | 5.22 | 35.35 | -0.67 | 2.50 | ±5 | 2020/5/26 |
| 5750 | 22.6 | 5.132 | 36.417 | 5.22 | 35.35 | -1.69 | 3.02 | ±5 | 2020/6/12 |

## 10.3 System Performance Check Results

Comparing to the original SAR value provided by SPEAG, the verification data should be within its specification of 10 %. Below table shows the target SAR and measured SAR after normalized to 1W input power. The table below indicates the system performance check can meet the variation criterion and the plots can be referred to Appendix A of this report.

| Date | Frequency (MHz) | Input Power (mW) | Dipole S/N | Probe S/N | DAE S/N | Measured 1g SAR (W/kg) | Targeted 1g SAR (W/kg) | Normalized 1g SAR (W/kg) | Deviation (%) |
|---|---|---|---|---|---|---|---|---|---|
| 2020/5/11 | 750 | 250 | D750V3-1107 | ES3DV3 - SN3169 | DAE4 Sn699 | 2.00 | 8.32 | 8 | -3.85 |
| 2020/5/12 | 750 | 250 | D750V3-1107 | ES3DV3 - SN3184 | DAE4 Sn916 | 1.99 | 8.32 | 7.96 | -4.33 |
| 2020/5/13 | 750 | 250 | D750V3-1107 | EX3DV4 - SN7515 | DAE4 Sn853 | 2.24 | 8.32 | 8.96 | 7.69 |
| 2020/5/24 | 750 | 250 | D750V3-1107 | EX3DV4 - SN7515 | DAE4 Sn853 | 2.28 | 8.32 | 9.12 | 9.62 |
| 2020/6/7 | 750 | 250 | D750V3-1107 | EX3DV4 - SN7515 | DAE4 Sn853 | 2.22 | 8.32 | 8.88 | 6.73 |
| 2020/6/7 | 750 | 250 | D750V3-1107 | EX3DV4 - SN7515 | DAE4 Sn853 | 2.01 | 8.32 | 8.04 | -3.37 |
| 2020/6/8 | 750 | 250 | D750V3-1107 | EX3DV4 - SN7515 | DAE4 Sn853 | 2.00 | 8.32 | 8 | -3.85 |
| 2020/5/12 | 835 | 250 | D835V2-4d167 | ES3DV3 - SN3169 | DAE4 Sn699 | 2.23 | 9.55 | 8.92 | -6.60 |
| 2020/5/13 | 835 | 250 | D835V2-4d167 | ES3DV3 - SN3169 | DAE4 Sn699 | 2.24 | 9.55 | 8.96 | -6.18 |
| 2020/5/27 | 835 | 250 | D835V2-4d167 | EX3DV4 - SN3925 | DAE4 Sn376 | 2.50 | 9.55 | 10 | 4.71 |
| 2020/5/29 | 835 | 250 | D835V2-4d167 | ES3DV3 - SN3184 | DAE4 Sn916 | 2.26 | 9.55 | 9.04 | -5.34 |
| 2020/6/5 | 835 | 250 | D835V2-4d167 | EX3DV4 - SN7515 | DAE4 Sn853 | 2.43 | 9.55 | 9.72 | 1.78 |
| 2020/6/6 | 835 | 250 | D835V2-4d167 | EX3DV4 - SN7515 | DAE4 Sn853 | 2.45 | 9.55 | 9.8 | 2.62 |
| 2020/5/7 | 1750 | 250 | D1750V2-1112 | ES3DV3 - SN3169 | DAE4 Sn699 | 8.42 | 36.70 | 33.68 | -8.23 |
| 2020/5/14 | 1750 | 250 | D1750V2-1112 | ES3DV3 - SN3169 | DAE4 Sn699 | 8.30 | 36.70 | 33.2 | -9.54 |
| 2020/5/15 | 1750 | 250 | D1750V2-1112 | EX3DV4 - SN3728 | DAE4 Sn699 | 8.52 | 36.70 | 34.08 | -7.14 |
| 2020/5/25 | 1750 | 250 | D1750V2-1112 | ES3DV3 - SN3184 | DAE4 Sn916 | 8.92 | 36.70 | 35.68 | -2.78 |
| 2020/5/28 | 1750 | 250 | D1750V2-1112 | EX3DV4 - SN3728 | DAE4 Sn699 | 8.47 | 36.70 | 33.88 | -7.68 |
| 2020/6/8 | 1750 | 250 | D1750V2-1112 | EX3DV4 - SN7515 | DAE4 Sn853 | 8.81 | 36.70 | 35.24 | -3.98 |
| 2020/6/9 | 1750 | 250 | D1750V2-1112 | EX3DV4 - SN7515 | DAE4 Sn853 | 9.51 | 36.70 | 38.04 | 3.65 |
| 2020/5/7 | 1900 | 250 | D1900V2-5d185 | ES3DV3 - SN3169 | DAE4 Sn699 | 9.50 | 39.40 | 38 | -3.55 |
| 2020/5/14 | 1900 | 250 | D1900V2-5d185 | ES3DV3 - SN3169 | DAE4 Sn699 | 10.10 | 39.40 | 40.4 | 2.54 |
| 2020/5/15 | 1900 | 250 | D1900V2-5d185 | EX3DV4 - SN3728 | DAE4 Sn699 | 9.98 | 39.40 | 39.92 | 1.32 |
| 2020/5/16 | 1900 | 250 | D1900V2-5d185 | EX3DV4 - SN3728 | DAE4 Sn699 | 9.77 | 39.40 | 39.08 | -0.81 |
| 2020/5/18 | 1900 | 250 | D1900V2-5d185 | EX3DV4 - SN7515 | DAE4 Sn853 | 9.82 | 39.40 | 39.28 | -0.30 |
| 2020/5/24 | 1900 | 250 | D1900V2-5d185 | ES3DV3 - SN3184 | DAE4 Sn916 | 9.36 | 39.40 | 37.44 | -4.97 |
| 2020/5/26 | 1900 | 250 | D1900V2-5d185 | ES3DV3 - SN3184 | DAE4 Sn916 | 9.29 | 39.40 | 37.16 | -5.69 |
| 2020/5/28 | 1900 | 250 | D1900V2-5d041 | EX3DV4 - SN3728 | DAE4 Sn699 | 9.83 | 40.20 | 39.32 | -2.19 |
| 2020/6/1 | 1900 | 250 | D1900V2-5d041 | EX3DV4 - SN7515 | DAE4 Sn853 | 9.82 | 40.20 | 39.28 | -2.29 |
| 2020/6/9 | 1900 | 250 | D1900V2-5d041 | EX3DV4 - SN7515 | DAE4 Sn853 | 9.89 | 40.20 | 39.56 | -1.59 |
| 2020/6/10 | 1900 | 250 | D1900V2-5d041 | EX3DV4 - SN3642 | DAE4 Sn376 | 9.76 | 40.20 | 39.04 | -2.89 |
| 2020/5/28 | 2300 | 250 | D2300V2-1006 | ES3DV3 - SN3184 | DAE4 Sn916 | 11.10 | 48.70 | 44.4 | -8.83 |
| 2020/6/5 | 2300 | 250 | D2300V2-1006 | EX3DV4 - SN7515 | DAE4 Sn853 | 12.80 | 48.70 | 51.2 | 5.13 |
| 2020/5/22 | 2450 | 250 | D2450V2-929 | ES3DV3 - SN3184 | DAE4 Sn916 | 12.90 | 53.10 | 51.6 | -2.82 |
| 2020/6/10 | 2450 | 250 | D2450V2-929 | EX3DV4 - SN3642 | DAE4 Sn376 | 12.90 | 53.10 | 51.6 | -2.82 |
| 2020/5/10 | 2600 | 250 | D2600V2-1078 | ES3DV3 - SN3169 | DAE4 Sn699 | 14.80 | 57.60 | 59.2 | 2.78 |
| 2020/5/14 | 2600 | 250 | D2600V2-1078 | EX3DV4 - SN7515 | DAE4 Sn853 | 14.50 | 57.60 | 58 | 0.69 |
| 2020/5/23 | 2600 | 250 | D2600V2-1078 | EX3DV4 - SN7515 | DAE4 Sn853 | 14.80 | 57.60 | 59.2 | 2.78 |
| 2020/5/26 | 2600 | 250 | D2600V2-1078 | ES3DV3 - SN3184 | DAE4 Sn916 | 13.90 | 57.60 | 55.6 | -3.47 |
| 2020/5/27 | 2600 | 250 | D2600V2-1078 | ES3DV3 - SN3184 | DAE4 Sn916 | 14.00 | 57.60 | 56 | -2.78 |
| 2020/6/16 | 2600 | 250 | D2600V2-1078 | EX3DV4 - SN3642 | DAE4 Sn376 | 13.4 | 57.60 | 53.6 | -6.94 |
| 2020/5/11 | 3500 | 100 | D3500V2-1014 | EX3DV4 - SN3925 | DAE4 Sn376 | 6.53 | 67.90 | 65.3 | -3.83 |
| 2020/5/11 | 3500 | 100 | D3500V2-1014 | EX3DV4 - SN3931 | DAE4 Sn376 | 6.72 | 67.90 | 67.2 | -1.03 |
| 2020/5/29 | 3500 | 100 | D3500V2-1014 | EX3DV4 - SN3925 | DAE4 Sn376 | 6.55 | 67.90 | 65.5 | -3.53 |
| 2020/6/8 | 3500 | 100 | D3500V2-1014 | EX3DV4 - SN3642 | DAE4 Sn376 | 6.51 | 67.90 | 65.1 | -4.12 |
| 2020/5/11 | 3700 | 100 | D3700V2-1006 | EX3DV4 - SN3931 | DAE4 Sn376 | 6.84 | 67.30 | 68.4 | 1.63 |
| 2020/5/29 | 3700 | 100 | D3700V2-1006 | EX3DV4 - SN3925 | DAE4 Sn376 | 6.81 | 67.30 | 68.1 | 1.19 |
| 2020/6/8 | 3700 | 100 | D3700V2-1006 | EX3DV4 - SN3642 | DAE4 Sn376 | 6.35 | 67.30 | 63.5 | -5.65 |
| 2020/6/14 | 3700 | 100 | D3700V2-1006 | EX3DV4 - SN3642 | DAE4 Sn376 | 6.43 | 67.30 | 64.3 | -4.46 |
| 2020/5/21 | 5250 | 100 | D5GHzV2-1128-5250 | EX3DV4 - SN7515 | DAE4 Sn853 | 7.70 | 80.00 | 77 | -3.75 |
| 2020/5/21 | 5250 | 100 | D5GHzV2-1006-5250 | EX3DV4 - SN3925 | DAE4 Sn376 | 7.90 | 80.70 | 79 | -2.11 |
| 2020/5/24 | 5250 | 100 | D5GHzV2-1006-5250 | EX3DV4 - SN3925 | DAE4 Sn376 | 7.64 | 80.70 | 76.4 | -5.33 |
| 2020/6/11 | 5250 | 100 | D5GHzV2-1006-5250 | EX3DV4 - SN3642 | DAE4 Sn376 | 8.30 | 80.70 | 83 | 2.85 |
| 2020/5/21 | 5600 | 100 | D5GHzV2-1006-5600 | EX3DV4 - SN3925 | DAE4 Sn376 | 8.63 | 83.30 | 86.3 | 3.60 |
| 2020/5/21 | 5600 | 100 | D5GHzV2-1128-5600 | EX3DV4 - SN7515 | DAE4 Sn853 | 8.64 | 82.40 | 86.4 | 4.85 |
| 2020/5/26 | 5600 | 100 | D5GHzV2-1006-5600 | EX3DV4 - SN3925 | DAE4 Sn376 | 8.65 | 83.30 | 86.5 | 3.84 |
| 2020/6/11 | 5600 | 100 | D5GHzV2-1006-5600 | EX3DV4 - SN3642 | DAE4 Sn376 | 8.70 | 83.30 | 87 | 4.44 |
| 2020/5/21 | 5750 | 100 | D5GHzV2-1006-5750 | EX3DV4 - SN3925 | DAE4 Sn376 | 7.82 | 80.40 | 78.2 | -2.74 |
| 2020/5/21 | 5750 | 100 | D5GHzV2-1006-5750 | EX3DV4 - SN7515 | DAE4 Sn853 | 8.04 | 80.40 | 80.4 | 0.00 |
| 2020/5/24 | 5750 | 100 | D5GHzV2-1006-5750 | EX3DV4 - SN3925 | DAE4 Sn376 | 7.34 | 80.40 | 73.4 | -8.71 |
| 2020/5/26 | 5750 | 100 | D5GHzV2-1006-5750 | EX3DV4 - SN3925 | DAE4 Sn376 | 7.84 | 80.40 | 78.4 | -2.49 |
| 2020/6/12 | 5750 | 100 | D5GHzV2-1006-5750 | EX3DV4 - SN3642 | DAE4 Sn376 | 8.56 | 80.40 | 85.6 | 6.47 |

| Date | Frequency (MHz) | Input Power (mW) | Dipole S/N | Probe S/N | DAE S/N | Measured 10g SAR (W/kg) | Targeted 10g SAR (W/kg) | Normalized 10g SAR (W/kg) | Deviation (%) |
|---|---|---|---|---|---|---|---|---|---|
| 2020/8/1 | 1750 | 250 | D1750V2-1112 | ES3DV3 - SN3184 | DAE4 Sn916 | 4.68 | 19.40 | 18.72 | -3.51 |
| 2020/5/21 | 5250 | 100 | D5GHzV2-1128-5250 | EX3DV4 - SN7515 | DAE4 Sn853 | 2.15 | 22.90 | 21.5 | -6.11 |
| 2020/5/21 | 5250 | 100 | D5GHzV2-1006-5250 | EX3DV4 - SN3925 | DAE4 Sn376 | 2.25 | 23.20 | 22.5 | -3.02 |
| 2020/5/24 | 5250 | 100 | D5GHzV2-1006-5250 | EX3DV4 - SN3925 | DAE4 Sn376 | 2.20 | 23.20 | 22 | -5.17 |
| 2020/6/11 | 5250 | 100 | D5GHzV2-1006-5250 | EX3DV4 - SN3642 | DAE4 Sn376 | 2.34 | 23.20 | 23.4 | 0.86 |
| 2020/5/21 | 5600 | 100 | D5GHzV2-1006-5600 | EX3DV4 - SN3925 | DAE4 Sn376 | 2.43 | 23.80 | 24.3 | 2.10 |
| 2020/5/21 | 5600 | 100 | D5GHzV2-1128-5600 | EX3DV4 - SN7515 | DAE4 Sn853 | 2.39 | 23.60 | 23.9 | 1.27 |
| 2020/5/26 | 5600 | 100 | D5GHzV2-1006-5600 | EX3DV4 - SN3925 | DAE4 Sn376 | 2.44 | 23.80 | 24.4 | 2.52 |
| 2020/6/11 | 5600 | 100 | D5GHzV2-1006-5600 | EX3DV4 - SN3642 | DAE4 Sn376 | 2.42 | 23.80 | 24.2 | 1.68 |
| 2020/5/21 | 5750 | 100 | D5GHzV2-1006-5750 | EX3DV4 - SN3925 | DAE4 Sn376 | 2.20 | 22.90 | 22 | -3.93 |
| 2020/5/21 | 5750 | 100 | D5GHzV2-1006-5750 | EX3DV4 - SN7515 | DAE4 Sn853 | 2.23 | 22.90 | 22.3 | -2.62 |
| 2020/5/24 | 5750 | 100 | D5GHzV2-1006-5750 | EX3DV4 - SN3925 | DAE4 Sn376 | 2.09 | 22.90 | 20.9 | -8.73 |
| 2020/5/26 | 5750 | 100 | D5GHzV2-1006-5750 | EX3DV4 - SN3925 | DAE4 Sn376 | 2.21 | 22.90 | 22.1 | -3.49 |
| 2020/6/12 | 5750 | 100 | D5GHzV2-1006-5750 | EX3DV4 - SN3642 | DAE4 Sn376 | 2.38 | 22.90 | 23.8 | 3.93 |

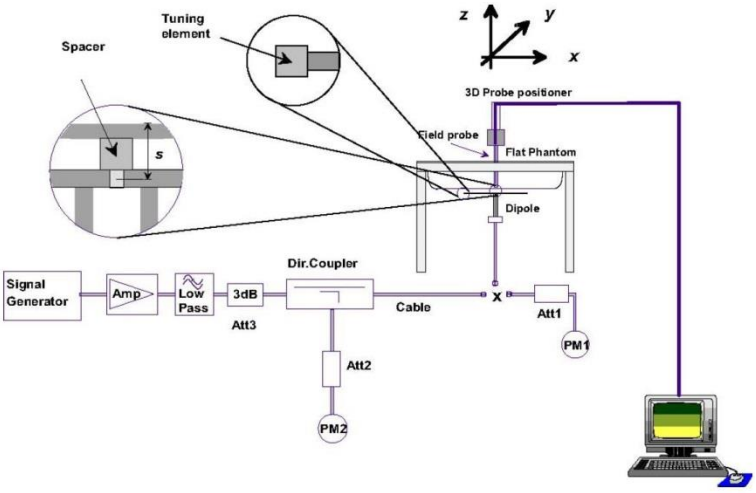


Fig 8.3.1 System Performance Check Setup

Fig 8.3.2 Setup Photo

# 11. RF Exposure Positions

## 11.1 Ear and handset reference point

Figure 9.1.1 shows the front, back, and side views of the SAM phantom. The center-of-mouth reference point is labeled “M,” the left ear reference point (ERP) is marked “LE,” and the right ERP is marked “RE.” Each ERP is 15 mm along the B-M (back-mouth) line behind the entrance-to-ear-canal (EEC) point, as shown in Figure 9.1.2 The Reference Plane is defined as passing through the two ear reference points and point M. The line N-F (neck-front), also called the reference pivoting line, is normal to the Reference Plane and perpendicular to both a line passing through RE and LE and the B-M line (see Figure 9.1.3). Both N-F and B-M lines should be marked on the exterior of the phantom shell to facilitate handset positioning. Posterior to the N-F line the ear shape is a flat surface with 6 mm thickness at each ERP, and forward of the N-F line the ear is truncated, as illustrated in Figure 9.1.2. The ear truncation is introduced to preclude the ear lobe from interfering with handset tilt, which could lead to unstable positioning at the cheek.

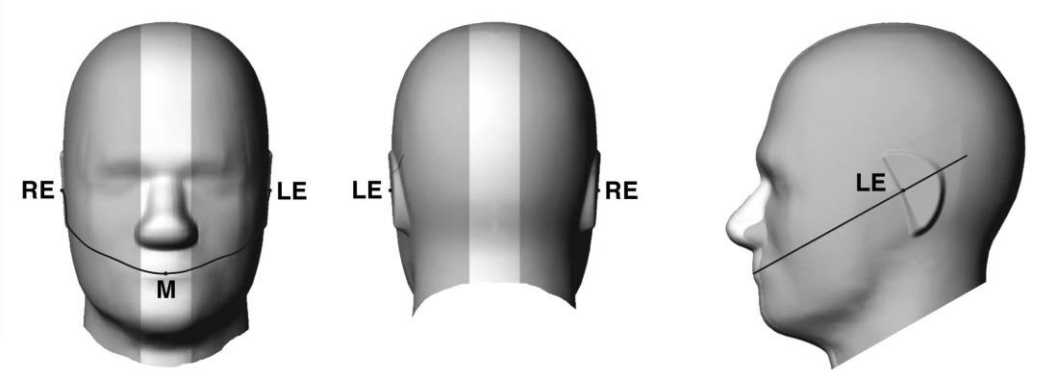


**Fig 9.1.1 Front, back, and side views of SAM twin phantom**

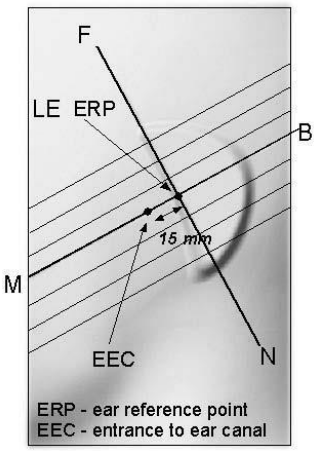


**Fig 9.1.2 Close-up side view of phantom showing the ear region.**

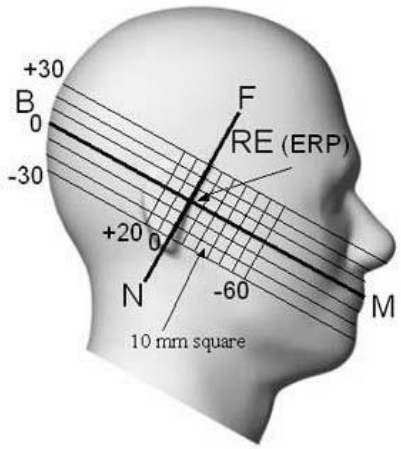


**Fig 9.1.3 Side view of the phantom showing relevant markings and seven cross-sectional plane locations**

## 11.2 Definition of the cheek position

1. Ready the handset for talk operation, if necessary. For example, for handsets with a cover piece (flip cover), open the cover. If the handset can transmit with the cover closed, both configurations must be tested.
2. Define two imaginary lines on the handset—the vertical centerline and the horizontal line. The vertical centerline passes through two points on the front side of the handset—the midpoint of the width wt of the handset at the level of the acoustic output (point A in Figure 9.2.1 and Figure 9.2.2), and the midpoint of the width wb of the bottom of the handset (point B). The horizontal line is perpendicular to the vertical centerline and passes through the center of the acoustic output (see Figure 9.2.1). The two lines intersect at point A. Note that for many handsets, point A coincides with the center of the acoustic output; however, the acoustic output may be located elsewhere on the horizontal line. Also note that the vertical centerline is not necessarily parallel to the front face of the handset (see Figure 9.2.2), especially for clamshell handsets, handsets with flip covers, and other irregularly-shaped handsets.
3. Position the handset close to the surface of the phantom such that point A is on the (virtual) extension of the line passing through points RE and LE on the phantom (see Figure 9.2.3), such that the plane defined by the vertical centerline and the horizontal line of the handset is approximately parallel to the sagittal plane of the phantom.
4. Translate the handset towards the phantom along the line passing through RE and LE until handset point A touches the pinna at the ERP.
5. While maintaining the handset in this plane, rotate it around the LE-RE line until the vertical centerline is in the plane normal to the plane containing B-M and N-F lines, i.e., the Reference Plane.
6. Rotate the handset around the vertical centerline until the handset (horizontal line) is parallel to the N-F line.
7. While maintaining the vertical centerline in the Reference Plane, keeping point A on the line passing through RE and LE, and maintaining the handset contact with the pinna, rotate the handset about the N-F line until any point on the handset is in contact with a phantom point below the pinna on the cheek. See Figure 9.2.3. The actual rotation angles should be documented in the test report.

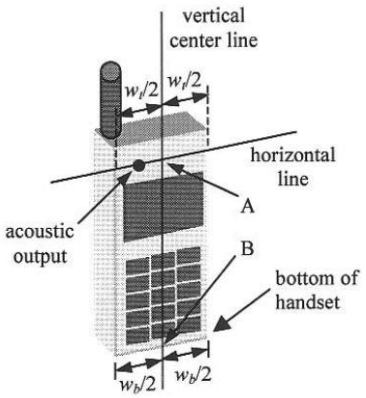


**Fig 9.2.1 Handset vertical and horizontal reference lines—"fixed case**

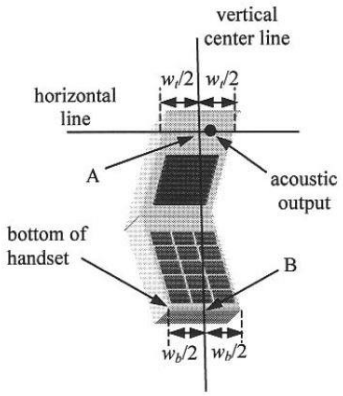


**Fig 9.2.2 Handset vertical and horizontal reference lines—"clam-shell case"**

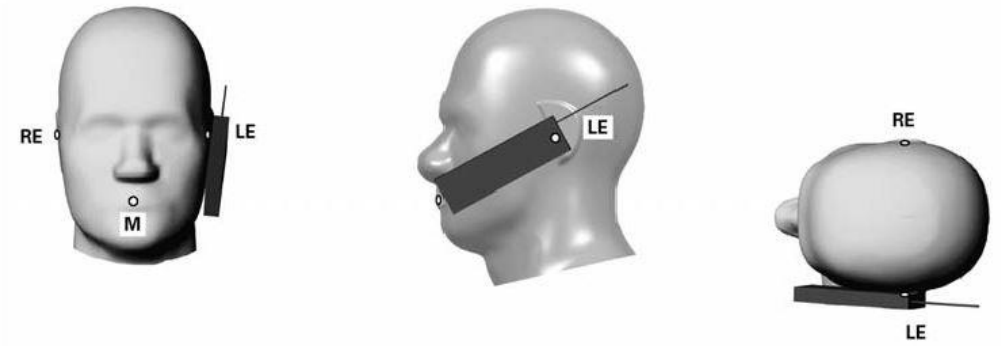


**Fig 9.2.3 cheek or touch position. The reference points for the right ear (RE), left ear (LE), and mouth (M), which establish the Reference Plane for handset positioning, are indicated.**

## 11.3 Definition of the tilt position

1. Ready the handset for talk operation, if necessary. For example, for handsets with a cover piece (flip cover), open the cover. If the handset can transmit with the cover closed, both configurations must be tested.
2. While maintaining the orientation of the handset, move the handset away from the pinna along the line passing through RE and LE far enough to allow a rotation of the handset away from the cheek by 15°.
3. Rotate the handset around the horizontal line by 15°.
4. While maintaining the orientation of the handset, move the handset towards the phantom on the line passing through RE and LE until any part of the handset touches the ear. The tilt position is obtained when the contact point is on the pinna. See Figure 9.3.1. If contact occurs at any location other than the pinna, e.g., the antenna at the back of the phantom head, the angle of the handset should be reduced. In this case, the tilt position is obtained if any point on the handset is in contact with the pinna and a second point

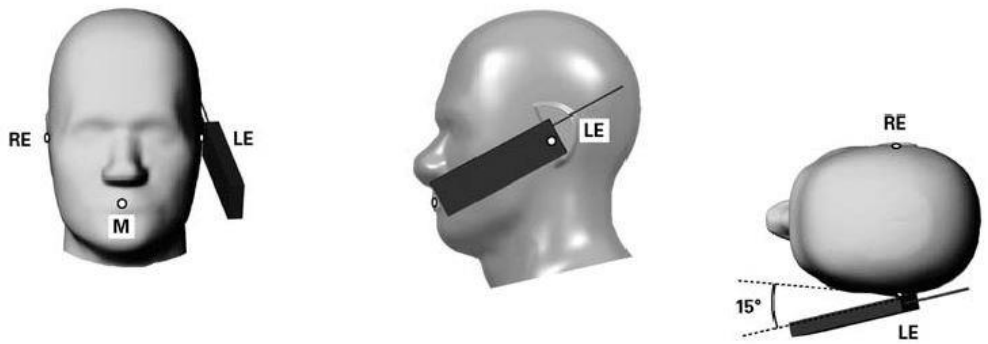


**Fig 9.3.1 Tilt position. The reference points for the right ear (RE), left ear (LE), and mouth (M), which define the Reference Plane for handset positioning, are indicated.**

## 11.4 Body Worn Accessory

Body-worn operating configurations are tested with the belt-clips and holsters attached to the device and positioned against a flat phantom in a normal use configuration (see Figure 9.4). Per KDB648474 D04v01r03, body-worn accessory exposure is typically related to voice mode operations when handsets are carried in body-worn accessories. The body-worn accessory procedures in FCC KDB 447498 D01v06 should be used to test for body-worn accessory SAR compliance, without a headset connected to it. This enables the test results for such configuration to be compatible with that required for hotspot mode when the body-worn accessory test separation distance is greater than or equal to that required for hotspot mode, when applicable. When the reported SAR for body-worn accessory, measured without a headset connected to the handset is > 1.2 W/kg, the highest reported SAR configuration for that wireless mode and frequency band should be repeated for that body-worn accessory with a handset attached to the handset.

Accessories for body-worn operation configurations are divided into two categories: those that do not contain metallic components and those that do contain metallic components and those that do contain metallic components. When multiple accessories that do not contain metallic components are supplied with the device, the device is tested with only the accessory that dictates the closest spacing to the body. Then multiple accessories that contain metallic components are test with the device with each accessory. If multiple accessories share an identical metallic component (i.e. the same metallic belt-chip used with different holsters with no other metallic components) only the accessory that dictates the closest spacing to the body is tested.

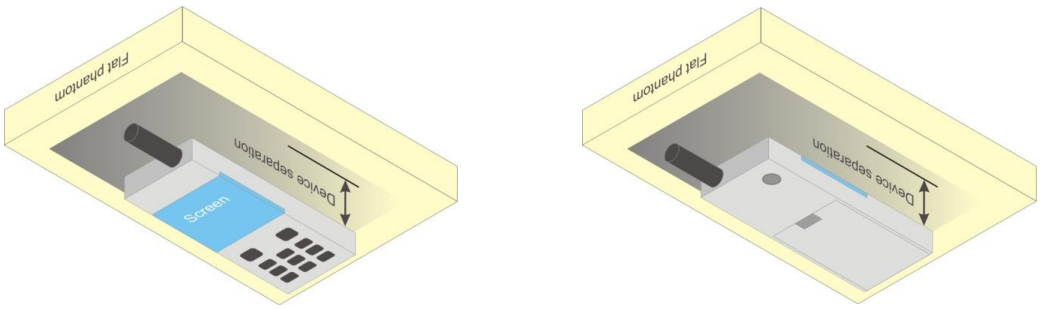


**Fig 9.4 Body Worn Position**

## 11.5 Product Specific Exposure

For smart phones with a display diagonal dimension > 15.0 cm or an overall diagonal dimension > 16.0 cm that provide similar mobile web access and multimedia support found in mini-tablets or UMPC mini-tablets that support voice calls next to the ear, According to KDB648474 D04v01r03, the following phablet procedures should be applied to evaluate SAR compliance for each applicable wireless modes and frequency band. Devices marketed as phablets, regardless of form factors and operating characteristics must be tested as a phablet to determine SAR compliance

1. The normally required head and body-worn accessory SAR test procedures for handsets, including hotspot mode, must be applied.

2. The UMPC mini-tablet procedures must also be applied to test the SAR of all surfaces and edges with an antenna located at ≤ 25 mm from that surface or edge, in direct contact with a flat phantom, for 10-g extremity SAR according to the body-equivalent tissue dielectric parameters in KDB 865664 to address interactive hand use exposure conditions.6 The UMPC mini-tablet 1-g SAR at 5 mm is not required. When hotspot mode applies, 10-g extremity SAR is required only for the surfaces and edges with hotspot mode 1-g reported SAR > 1.2 W/kg.

## 11.6 Wireless Router

Some battery-operated handsets have the capability to transmit and receive user through simultaneous transmission of WIFI simultaneously with a separate licensed transmitter. The FCC has provided guidance in FCC KDB Publication 941225 D06 v02r01 where SAR test considerations for handsets (L x W ≥ 9 cm x 5 cm) are based on a composite test separation distance of 10mm from the front, back and edges of the device containing transmitting antennas within 2.5cm of their edges, determined form general mixed use conditions for this type of devices. Since the hotspot SAR results may overlap with the body-worn accessory SAR requirements, the more conservative configurations can be considered, thus excluding some body-worn accessory SAR tests.

When the user enables the personal wireless router functions for the handset, actual operations include simultaneous transmission of both the WIFI transmitter and another licensed transmitter. Both transmitters often do not transmit at the same transmitting frequency and thus cannot be evaluated for SAR under actual use conditions due to the limitations of the SAR assessment probes. Therefore, SAR must be evaluated for each frequency transmission and mode separately and spatially summed with the WIFI transmitter according to FCC KDB Publication 447498 D01v06 publication procedures. The “Portable Hotspot” feature on the handset was NOT activated during SAR assessments, to ensure the SAR measurements were evaluated for a single transmission frequency RF signal at a time.

# 12. DL/UL carrier aggregation

## <LTE Carrier Aggregation combinations>

**General Note:**

1. This device supports Carrier Aggregation on Uplink and downlink for inter and intra band. For the device supports combination bands and configurations are according to 3GPP.
2. In applying the existing power measurement procedure of KDB 941225 D05A for DL CA SAR test exclusion, only the subset with the largest number of combinations of the frequency band and CCs in each row need consideration, and that configurations require power measurement should be highlighted in the below table.

| 2CC Downlink Carrier Aggregation | | | | 3CC Downlink Carrier Aggregation | | | | 4CC Downlink Carrier Aggregation | | | |
|---|---|---|---|---|---|---|---|---|---|---|---|
| Number | Combination | Restriction | Covered by Measurement Superset | Number | Combination | Restriction | Covered by Measurement Superset | Number | Combination | Restriction | Covered by Measurement Superset |
| 1 | 2A12A | | 3CC-1 | 72 | 2A12A12A | | 4CC-1 | 204 | 2A12A66A66A | | |
| 2 | 2A13A | | 3CC-5 | 73 | 2A12A30A | | 4CC-11 | 205 | 2A12A66C | | 4CC-1 |
| 3 | 2A14A | | 3CC-8 | 74 | 2A12A66A | | 4CC-2 | 206 | 2A13A46C | B46 SCC only | |
| 4 | 2A17A | | | 75 | 2A12B | | 4CC-2 | 207 | 2A13A48C | | |
| 5 | 2A29A | B29 SCC only | 3CC-10 | 76 | 2A13A46A | B46 SCC only | 4CC-4 | 208 | 2A13A66A66A | | |
| 6 | 2A30A | | 3CC-16 | 77 | 2A13A48A | | 4CC-6 | 209 | 2A13A66B | | 4CC-7 |
| 7 | 2A46A | B46 SCC only | 3CC-17 | 78 | 2A13A66A | | 4CC-7 | 210 | 2A13A66C | | 4CC-7 |
| 8 | 2A48A | | 3CC-28 | 79 | 2A14A30A | | | 211 | 2A14A66A66A | | |
| 9 | 2A4A | | 3CC-18 | 80 | 2A14A66A | | 4CC-15 | 212 | 2A2A12A30A | | |
| 10 | 2A5A | | 3CC-19 | 81 | 2A29A30A | B29 SCC only | 4CC-16 | 213 | 2A2A12A66A | | 4CC-1 |
| 11 | 2A66A | | 3CC-21 | 82 | 2A29A66A | B29 SCC only | | 214 | 2A2A12B | | 4CC-1 |
| 12 | 2A71A | | 3CC-22 | 83 | 2A2A12A | | 4CC-11 | 215 | 2A2A13A66A | | 4CC-7 |
| 13 | 2A7A | | 3CC-20 | 84 | 2A2A13A | | 4CC-14 | 216 | 2A2A14A66A | | 4CC-10 |
| 14 | 4A12A | | 3CC-58 | 85 | 2A2A14A | | 4CC-15 | 217 | 2A2A29A30A | B29 SCC only | |
| 15 | 4A13A | | 3CC-66 | 86 | 2A2A30A | | 4CC-17 | 218 | 2A2A30A66A | | |
| 16 | 4A17A | | | 87 | 2A2A46A | B46 SCC only | 4CC-18 | 219 | 2A2A46C | B46 SCC only | 4CC-4 |
| 17 | 4A29A | B29 SCC only | 3CC-61 | 88 | 2A2A4A | | 4CC-19 | 220 | 2A2A4A12A | | |
| 18 | 4A30A | | 3CC-34 | 89 | 2A2A5A | | 4CC-22 | 221 | 2A2A4A4A | | 4CC-19 |
| 19 | 4A46A | B46 SCC only | 3CC-63 | 90 | 2A2A7A | | 4CC-25 | 222 | 2A2A4A5A | | |
| 20 | 4A48A | | 3CC-64 | 91 | 2A2A66A | | 4CC-23 | 223 | 2A2A5A30A | | |
| 21 | 4A5A | | 3CC-69 | 92 | 2A2A71A | | 4CC-27 | 224 | 2A2A5A66A | | |
| 22 | 4A71A | | 3CC-70 | 93 | 2A30A66A | | 4CC-17 | 225 | 2A2A5B | | 4CC-21 |
| 23 | 4A7A | | 3CC-71 | 94 | 2A46A46A | B46 SCC only | 4CC-4 | 226 | 2A2A7A66A | | |
| 24 | 5A25A | | | 95 | 2A46A48A | B46 SCC only | 4CC-167 | 227 | 2A2A66A66A | | 4CC-10 |
| 25 | 5A30A | | 3CC-81 | 96 | 2A46A66A | B46 SCC only | 4CC-33 | 228 | 2A2A66A71A | | |
| 26 | 5A38A | | | 97 | 2A46C | B46 SCC only | 3CC-25 | 229 | 2A2A66B | | 4CC-10 |
| 27 | 5A41A | | | 98 | 2A48A48A | | 3CC-25 | 230 | 2A2A66C | | 4CC-10 |
| 28 | 5A46A | B46 SCC only | 3CC-82 | 99 | 2A48A66A | | 4CC-37 | 231 | 2A30A66A66A | | 4CC-17 |
| 29 | 5A48A | | 3CC-84 | 100 | 2A48C | | 4CC-37 | 232 | 2A46A46C | B46 SCC only | 4CC-4 |
| 30 | 5A66A | | 3CC-43 | 101 | 2A4A12A | | 4CC-40 | 233 | 2A46C66A | B46 SCC only | |
| 31 | 5A7A | | 3CC-91 | 102 | 2A4A13A | | 4CC-139 | 234 | 2A46D | B46 SCC only | 4CC-4 |
| 32 | 7A12A | | 3CC-98 | 103 | 2A4A29A | B29 SCC only | | 235 | 2A48A48C | | 4CC-6 |
| 33 | 7A46A | B46 SCC only | 3CC-102 | 104 | 2A4A30A | | | 236 | 2A48C66A | | |
| 34 | 7A66A | | 3CC-101 | 105 | 2A4A4A | | 4CC-41 | 237 | 2A48D | | 4CC-37 |
| 35 | 12A25A | | | 106 | 2A4A5A | | 4CC-43 | 238 | 2A4A12B | | 4CC-19 |
| 36 | 12A30A | | 3CC-105 | 107 | 2A4A71A | | 4CC-134 | 239 | 2A4A4A12A | | 4CC-39 |
| 37 | 12A46A | B46 SCC only | 3CC-106 | 108 | 2A4A7A | | 4CC-45 | 240 | 2A4A4A5A | | 4CC-21 |
| 38 | 12A66A | | 3CC-104 | 109 | 2A5A7A | | | 241 | 2A4A5B | | 4CC-42 |
| 39 | 13A46A | B46 SCC only | 3CC-109 | 110 | 2A5A30A | | 4CC-53 | 242 | 2A4A7A7A | | |
| 40 | 13A48A | | 3CC-111 | 111 | 2A5A46A | B46 SCC only | 4CC-47 | 243 | 2A4A7C | | 4CC-44 |
| 41 | 13A66A | | 3CC-115 | 112 | 2A5A48A | | 4CC-49 | 244 | 2A5A12B | | |
| 42 | 14A30A | | 3CC-118 | 113 | 2A5A66A | | 4CC-52 | 245 | 2A5A46C | B46 SCC only | |
| 43 | 14A66A | | 3CC-119 | 114 | 2A5B | | 4CC-24 | 246 | 2A5A48C | | |

| | | | | | | | | | | | |
|---|---|---|---|---|---|---|---|---|---|---|---|
| 44 | 25A26A | | 3CC-120 | 115 | 2A66A66A | | 4CC-30 | 247 | 2A5A66A66A | | 4CC-23 |
| 45 | 25A41A | | 3CC-121 | 116 | 2A66A71A | | 4CC-27 | 248 | 2A5A66B | | 4CC-50 |
| 46 | 25A46A | B46 SCC only | | 117 | 2A66B | | 4CC-28 | 249 | 2A5A66C | | 4CC-50 |
| 47 | 26A46A | B46 SCC only | | 118 | 2A66C | | 4CC-9 | 250 | 2A5B30A | | 4CC-22 |
| 48 | 29A30A | B29 SCC only | 3CC-10 | 119 | 2A7A12A | | 4CC-62 | 251 | 2A5B66A | | 4CC-50 |
| 49 | 29A66A | B29 SCC only | 3CC-11 | 120 | 2A7A66A | | 4CC-25 | 252 | 2A66A66A66A | | 4CC-7 |
| 50 | 30A66A | | 3CC-123 | 121 | 2A7A7A | | 4CC-44 | 253 | 2A46A48C | | 4CC-167 |
| 51 | 46A66A | B46 SCC only | 3CC-82 | 122 | 2A7C | | 4CC-44 | 254 | 2A66A66A71A | | 4CC-27 |
| 52 | 46A71A | B46 SCC only | 3CC-129 | 123 | 2C66A | | 4CC-12 | 255 | 2A66C71A | | 4CC-27 |
| 53 | 48A66A | | 3CC-85 | 124 | 4A12A12A | | 4CC-40 | 256 | 2A7A12B | | |
| 54 | 66A71A | | 3CC-46 | 125 | 4A12A30A | | 4CC-71 | 257 | 2A7A66A66A | | 4CC-25 |
| 55 | 2C | | 3CC-57 | 126 | 4A12B | | 3CC-60 | 258 | 2C66A66A | | 4CC-63 |
| 56 | 4A4A | | 3CC-65 | 127 | 4A29A30A | B29 SCC only | 4CC-73 | 259 | 4A46A46C | B46 SCC only | 4CC-150 |
| 57 | 5A5A | | 3CC-80 | 128 | 4A46A46A | B46 SCC only | 4CC-68 | 260 | 4A46D | B46 SCC only | 4CC-150 |
| 58 | 5B | | 3CC-73 | 129 | 4A46C | B46 SCC only | 4CC-69 | 261 | 4A48D | | |
| 59 | 7A7A | | 3CC-75 | 130 | 4A48C | | 4CC-70 | 262 | 4A4A12A30A | | |
| 60 | 7C | | 3CC-52 | 131 | 4A4A12A | | 4CC-71 | 263 | 4A4A12B | | 4CC-71 |
| 61 | 12A12A | | 3CC-58 | 132 | 4A4A13A | | 3CC-32 | 264 | 4A4A5B | | 4CC-21 |
| 62 | 12B | | 3CC-60 | 133 | 4A4A5A | | 4CC-75 | 265 | 5A30A66A66A | | |
| 63 | 25A25A | | 3CC-120 | 134 | 4A4A71A | | 4CC-134 | 266 | 5A46C66A | B46 SCC only | |
| 64 | 41A41A | | 3CC-157 | 135 | 4A4A7A | | 3CC-74 | 267 | 5A46D | B46 SCC only | 4CC-79 |
| 65 | 41C | | 3CC-122 | 136 | 4A5A30A | | 4CC-76 | 268 | 5A48A48C | | 4CC-83 |
| 66 | 48A48A | | 3CC-84 | 137 | 4A5B | | 4CC-75 | 269 | 5A48C66A | | 4CC-81 |
| 67 | 48C | | 3CC-86 | 138 | 4A7A12A | | 4CC-77 | 270 | 5A48D | | 4CC-83 |
| 68 | 66A66A | | 3CC-87 | 139 | 4A7A7A | | 4CC-45 | 271 | 5A5A66A66A | | 4CC-78 |
| 69 | 66B | | 3CC-88 | 140 | 4A7C | | 4CC-45 | 272 | 5A5A66B | | 4CC-78 |
| 70 | 66C | | 3CC-89 | 141 | 5A5A66A | | 4CC-85 | 273 | 5A5A66C | | 4CC-78 |
| 71 | 2A2A | | 3CC-12 | 142 | 5A30A66A | | 4CC-78 | 274 | 5B30A66A | | 4CC-78 |
| | | | | 143 | 5A46A66A | B46 SCC only | 4CC-79 | 275 | 5B66A66A | | 4CC-78 |
| | | | | 144 | 5A46C | B46 SCC only | 4CC-79 | 276 | 5B46C | B46 SCC only | 4CC-79 |
| | | | | 145 | 5A48A48A | | 4CC-83 | 277 | 5B66B | | 4CC-79 |
| | | | | 146 | 5A48A66A | | 4CC-83 | 278 | 5B66C | | 4CC-79 |
| | | | | 147 | 5A48C | | 4CC-83 | 279 | 7A46D | B46 SCC only | 4CC-147 |
| | | | | 148 | 5A66A66A | | 4CC-78 | 280 | 7A7A46C | B46 SCC only | 4CC-147 |
| | | | | 149 | 5A66B | | 4CC-78 | 281 | 7C66A66A | | 4CC-144 |
| | | | | 150 | 5A66C | | 4CC-78 | 282 | 7C46C | B46 SCC only | 4CC-147 |
| | | | | 151 | 5A7A7A | | 3CC-39 | 283 | 12A30A66A66A | | |
| | | | | 152 | 5A7C | | 3CC-91 | 284 | 12A46D | B46 SCC only | |
| | | | | 153 | 5B46A | B46 SCC only | 4CC-93 | 285 | 12B66A66A | | 4CC-100 |
| | | | | 154 | 5B66A | | 4CC-95 | 286 | 13A46D | B46 SCC only | 4CC-4 |
| | | | | 155 | 7A12A66A | | 4CC-169 | 287 | 13A66A66C | | 4CC-107 |
| | | | | 156 | 7A12B | | 4CC-62 | 288 | 13A48A66B | | 4CC-107 |
| | | | | 157 | 7A46C | B46 SCC only | 4CC-96 | 289 | 13A48A66C | | |
| | | | | 158 | 7A66A66A | | 4CC-98 | 290 | 13A48A48C | | 4CC-107 |
| | | | | 159 | 7A7A46A | B46 SCC only | 4CC-99 | 291 | 13A48C66A | | 4CC-107 |
| | | | | 160 | 12B66A | | 4CC-102 | 292 | 13A48D | | 4CC-107 |
| | | | | 161 | 12A30A66A | | 4CC-100 | 293 | 13A66A66A66A | | 4CC-107 |
| | | | | 162 | 12A46C | B46 SCC only | 4CC-101 | 294 | 13A66A66B | | 4CC-107 |
| | | | | 163 | 12A66A66A | | 4CC-102 | 295 | 13A66D | | 4CC-107 |
| | | | | 164 | 12A66C | | 4CC-102 | 296 | 14A30A66A66A | | |
| | | | | 165 | 13A46A66A | B46 SCC only | 4CC-170 | 297 | 25A25A41C | | 4CC-116 |
| | | | | 166 | 13A46C | B46 SCC only | 4CC-104 | 298 | 25A41D | | |
| | | | | 167 | 13A48A48A | | 4CC-107 | 299 | 29A30A66A66A | B29 SCC only | |
| | | | | 168 | 13A48A66A | | 4CC-109 | 300 | 46A46C66A | B46 SCC only | 4CC-79 |
| | | | | 169 | 13A48C | | 4CC-107 | 301 | 46A48D | B46 SCC only | 4CC-167 |
| | | | | 170 | 13A66A66A | | 4CC-104 | 302 | 46A66A66A66A | B46 SCC only | 4CC-79 |

| | | | | | | | | | | | |
|---|---|---|---|---|---|---|---|---|---|---|---|
| | | | | 171 | 13A66B | | 4CC-104 | 303 | 46C66A66A | B46 SCC only | 4CC-79 |
| | | | | 172 | 13A66C | | 4CC-104 | 304 | 46D66A | B46 SCC only | 4CC-79 |
| | | | | 173 | 14A30A66A | | 4CC-114 | 305 | 48A48A66A66A | | 4CC-37 |
| | | | | 174 | 14A66A66A | | 4CC-114 | 306 | 48A66A66A66A | | 4CC-37 |
| | | | | 175 | 25A25A26A | | | 307 | 48C66B | | 4CC-37 |
| | | | | 176 | 25A25A41A | | 4CC-115 | 308 | 48C66C | | 4CC-37 |
| | | | | 177 | 25A41C | | 4CC-116 | 309 | 48A48A66B | | 4CC-37 |
| | | | | 178 | 29A30A66A | B29 SCC only | 4CC-117 | 310 | 48A48A66C | | 4CC-37 |
| | | | | 179 | 29A66A66A | B29 SCC only | 4CC-117 | 311 | 48A48C66A | | 4CC-37 |
| | | | | 180 | 30A66A66A | | 4CC-117 | 312 | 48C48C | | 4CC-37 |
| | | | | 181 | 46A46A66A | B46 SCC only | 4CC-121 | 313 | 48C66A66A | | 4CC-37 |
| | | | | 182 | 46A66A66A | B46 SCC only | 4CC-120 | 314 | 48D66A | | 4CC-37 |
| | | | | 183 | 46C66A | B46 SCC only | 4CC-121 | 315 | 2A2A4A71A | | |
| | | | | 184 | 46C71A | B46 SCC only | 4CC-161 | 316 | 2A7A7A66A | | 4CC-25 |
| | | | | 185 | 46A66C | B46 SCC only | 4CC-121 | 317 | 2A7A7A13A | | |
| | | | | 186 | 48A48A66A | | 4CC-128 | 318 | 2A7A46C | B46 SCC only | |
| | | | | 187 | 48A66A66A | | 4CC-125 | 319 | 46C48A66A | B46 SCC only | 4CC-159 |
| | | | | 188 | 48A66B | | 4CC-125 | 320 | 2A46C48A | B46 SCC only | |
| | | | | 189 | 48A66C | | 4CC-125 | 321 | 46A48C66A | B46 SCC only | 4CC-159 |
| | | | | 190 | 48C66A | | 4CC-125 | 322 | 7A12B66A | | |
| | | | | 191 | 66A66A71A | | 4CC-27 | 323 | 13A46C66A | B46 SCC only | |
| | | | | 192 | 66C71A | | 4CC-27 | 324 | 41A41A41C | | 4CC-115 |
| | | | | 193 | 7C66A | | 4CC-144 | 325 | 41A41D | | 4CC-115 |
| | | | | 194 | 7A7A66A | | 4CC-144 | 326 | 41C41C | | 4CC-115 |
| | | | | 195 | 46A48A66A | B46 SCC only | 4CC-166 | 327 | 41E | | 4CC-115 |
| | | | | 196 | 25A25A25A | | 4CC-115 | 328 | 48E | | 4CC-6 |
| | | | | 197 | 41A41C | | 4CC-171 | 329 | 48A48D | | 4CC-6 |

| 2CC Uplink Carrier Aggregation | |
|---|---|
| Number | Combination |
| 1 | 5B |
| 2 | 7C |
| 3 | 41C |
| 4 | 48C |
| 5 | 66B |
| 6 | 66C |

## <Power verification for DL Carrier Aggregation>

**General Note:**

1. According to KDB941225 D05A v01r02, Uplink maximum output power measurement with downlink carrier aggregation active should be measured, using the highest output channel measured without downlink carrier aggregation, to confirm that uplink maximum output power with downlink carrier aggregation active remains within the specified tune-up tolerance limits and not more than ¼ dB higher than the maximum output measured without downlink carrier aggregation active.
2. Uplink maximum output power with downlink carrier aggregation active does not show more than ¼ dB higher than the maximum output power without downlink carrier aggregation active, therefore SAR evaluation with downlink carrier aggregation active can be excluded.
3. The device supports downlink two carrier aggregation. For power measurement were control and acknowledge data is sent on uplink channels that operate identical to specifications when downlink carrier aggregation is inactive.
4. Selected highest measured power when downlink carrier aggregation is inactive for conducted power comparison with downlink carrier aggregation is active, to confirm that when downlink carrier aggregation is active uplink maximum output power remains within the specified tune-up tolerance limits and not more than ¼ dB higher than the maximum output power measured when downlink carrier aggregation inactive.
5. For non-contiguous intra-band CA, the SCC selected to provide maximum separation from the PCC and must remain fully within the downlink transmission band.
6. For Intra-band, contiguous CA, the downlink channels selected to perform the uplink power measurement must satisfy 3GPP channel spacing (5.4.1A of 3GPP TS 36.521 or equivalent) and channel bandwidth (5.4.2A) requirements.

$$\text{Nominal channel spacing} = \left\lfloor \frac{BW_{Channel(1)} + BW_{Channel(2)} - 0.1\left|BW_{Channel(1)} - BW_{Channel(2)}\right|}{0.6} \right\rfloor 0.3 \ \ [\text{MHz}]$$

### <Two Carrier power verification>

| Configure | CA Configuration (BCS) | PCC | | | | | | | SCC | | | | Power | |
|---|---|---|---|---|---|---|---|---|---|---|---|---|---|---|
| | | LTE Band | BW (MHz) | UL Freq. (MHz) | UL Channel | Mod. | UL# RB | UL RB Offset | LTE Band | BW (MHz) | DL Freq. (MHz) | DL Channel | With CA Tx.Power (dBm) | W/O CA Tx.Power (dBm) |
| Inter-Band | 5A25A | 5 | 10 | 836.5 | 20525 | QPSK | 1 | 49 | 25 | 20 | 1960 | 8340 | 24.66 | 24.69 |
| | 5A41A | 5 | 10 | 836.5 | 20525 | QPSK | 1 | 49 | 41 | 20 | 2593 | 40620 | 24.93 | 24.95 |
| | 12A25A | 12 | 10 | 704 | 23060 | QPSK | 1 | 0 | 25 | 20 | 1960 | 8340 | 24.69 | 24.72 |
| | 26A46A | 26 | 15 | 831.5 | 26865 | QPSK | 1 | 74 | 46 | 20 | 5537.5 | 50665 | 24.77 | 24.78 |
| | 2A17A | 2 | 20 | 1860 | 18700 | QPSK | 1 | 0 | 17 | 10 | 740 | 5790 | 24.40 | 24.42 |
| | 4A17A | 4 | 20 | 1732.5 | 20175 | QPSK | 1 | 0 | 17 | 10 | 740 | 5790 | 24.86 | 24.88 |
| | 25A46A | 25 | 20 | 1860 | 26140 | QPSK | 1 | 0 | 46 | 20 | 5537.5 | 50665 | 24.45 | 24.48 |

### <Three Carrier power verification>

| Configure | CA Configuration (BCS) | PCC | | | | | | | SCC1 | | | | SCC2 | | | | Power | |
|---|---|---|---|---|---|---|---|---|---|---|---|---|---|---|---|---|---|---|
| | | LTE Band | BW (MHz) | UL Freq. (MHz) | UL Channel | Mod. | UL# RB | UL RB Offset | LTE Band | BW (MHz) | DL Freq. (MHz) | DL Channel | LTE Band | BW (MHz) | DL Freq. (MHz) | DL Channel | With CA Tx.Power (dBm) | W/O CA Tx.Power (dBm) |
| Inter-Band | 5A7A46A | 5 | 10 | 836.5 | 20525 | QPSK | 1 | 49 | 7 | 20 | 2655 | 3100 | 7 | 20 | 2655 | 3100 | 24.67 | 24.69 |
| | 5B38A | 5 | 10 | 831.6 | 20476 | QPSK | 1 | 49 | 5 | 10 | 886.5 | 2575 | 38 | 20 | 2595 | 38000 | 24.66 | 24.69 |
| | 2A14A30A | 2 | 20 | 1860 | 18700 | QPSK | 1 | 0 | 14 | 10 | 763 | 5330 | 30 | 10 | 2355 | 9820 | 24.40 | 24.42 |
| | 2A29A66A | 2 | 20 | 1860 | 18700 | QPSK | 1 | 0 | 29 | 10 | 722.5 | 9715 | 66 | 20 | 2155 | 66886 | 24.38 | 24.42 |
| | 2A4A29A | 2 | 20 | 1860 | 18700 | QPSK | 1 | 0 | 4 | 20 | 2132.5 | 2175 | 29 | 10 | 722.5 | 9715 | 24.38 | 24.42 |
| | 2A4A30A | 2 | 20 | 1860 | 18700 | QPSK | 1 | 0 | 4 | 20 | 2132.5 | 2175 | 30 | 10 | 2355 | 9820 | 24.40 | 24.42 |
| | 2A5A7A | 2 | 20 | 1860 | 18700 | QPSK | 1 | 0 | 5 | 10 | 881.5 | 2525 | 7 | 20 | 2655 | 3100 | 24.38 | 24.42 |
| | 2A4A46A | 2 | 20 | 1860 | 18700 | QPSK | 1 | 0 | 4 | 20 | 2132.5 | 2175 | 46 | 20 | 5537.5 | 50665 | 24.40 | 24.42 |
| | 2A7A30A | 2 | 20 | 1860 | 18700 | QPSK | 1 | 0 | 7 | 20 | 2655 | 3100 | 30 | 10 | 2355 | 9820 | 24.36 | 24.42 |
| | 7A30A66A | 7 | 20 | 2510 | 20850 | QPSK | 1 | 99 | 30 | 10 | 2355 | 9820 | 66 | 20 | 2155 | 66886 | 24.95 | 24.98 |
| | 7A46A66A | 7 | 20 | 2510 | 20850 | QPSK | 1 | 99 | 46 | 20 | 5537.5 | 50665 | 66 | 20 | 2155 | 66886 | 24.93 | 24.98 |
| | 7A7A26A | 7 | 20 | 2510 | 20850 | QPSK | 1 | 99 | 7 | 5 | 2687.5 | 3425 | 26 | 15 | 876.5 | 8865 | 24.95 | 24.98 |
| | 25A25A26A | 25 | 20 | 1860 | 26140 | QPSK | 1 | 0 | 25 | 5 | 1992.5 | 8665 | 26 | 15 | 876.5 | 8865 | 24.44 | 24.48 |

**<Four Carrier power verification>**

| Configure | CA Configuration (BCS) | PCC | | | | | | | SCC1 | | | | SCC2 | | | | SCC3 | | | | Power | |
|---|---|---|---|---|---|---|---|---|---|---|---|---|---|---|---|---|---|---|---|---|---|---|
| | | LTE Band | BW (MHz) | UL Freq. (MHz) | UL Channel | Mod. | UL# RB | UL RB Offset | LTE Band | BW (MHz) | DL Freq. (MHz) | DL Channel | LTE Band | BW (MHz) | DL Freq. (MHz) | DL Channel | LTE Band | BW (MHz) | DL Freq. (MHz) | DL Channel | With CA Tx.Power (dBm) | W/O CA Tx.Power (dBm) |
| Inter-Band | 5A30A66A66A | 5 | 10 | 836.5 | 20525 | QPSK | 1 | 49 | 30 | 10 | 2355 | 9820 | 66 | 20 | 2155 | 66886 | 66 | 20 | 2155 | 66886 | 24.66 | 24.69 |
| | 5A46C66A | 5 | 10 | 836.5 | 20525 | QPSK | 1 | 49 | 46 | 20 | 5537.5 | 50665 | 46 | 20 | 5557.3 | 50863 | 66 | 20 | 2155 | 66886 | 24.64 | 24.69 |
| | 5A48A48A66A | 5 | 10 | 836.5 | 20525 | QPSK | 1 | 49 | 48 | 20 | 3625 | 55990 | 48 | 5 | 3697.5 | 56715 | 66 | 20 | 2155 | 66886 | 24.66 | 24.69 |
| | 5A7A66A66A | 5 | 10 | 836.5 | 20525 | QPSK | 1 | 49 | 7 | 20 | 2655 | 3100 | 66 | 20 | 2155 | 66886 | 66 | 5 | 2197.5 | 67311 | 24.65 | 24.69 |
| | 12A30A66A66A | 12 | 10 | 704 | 23060 | QPSK | 1 | 0 | 30 | 10 | 2355 | 9820 | 66 | 20 | 2155 | 66886 | 66 | 5 | 2197.5 | 67311 | 24.69 | 24.72 |
| | 13A48A48A66A | 13 | 10 | 782 | 23230 | QPSK | 1 | 0 | 48 | 20 | 3625 | 55990 | 48 | 5 | 3697.5 | 56715 | 66 | 20 | 2155 | 66886 | 24.02 | 24.05 |
| | 13A46C66A | 13 | 10 | 782 | 23230 | QPSK | 1 | 0 | 46 | 20 | 5537.5 | 50665 | 46 | 5 | 5557.3 | 50863 | 66 | 20 | 2155 | 66886 | 24.03 | 24.05 |
| | 14A30A66A66A | 14 | 10 | 793 | 23330 | QPSK | 1 | 0 | 30 | 10 | 2355 | 9820 | 66 | 20 | 2155 | 66886 | 66 | 5 | 2197.5 | 67311 | 24.65 | 24.68 |
| | 29A30A66A66A | 30 | 10 | 2310 | 27710 | QPSK | 1 | 0 | 29 | 10 | 722.5 | 9715 | 66 | 20 | 2155 | 66886 | 66 | 5 | 2197.5 | 67311 | 22.91 | 22.93 |
| | 2A12A66A66A | 2 | 20 | 1860 | 18700 | QPSK | 1 | 0 | 12 | 10 | 737.5 | 5095 | 66 | 20 | 2155 | 66886 | 66 | 5 | 2197.5 | 67311 | 24.40 | 24.42 |
| | 2A13A46C | 2 | 20 | 1860 | 18700 | QPSK | 1 | 0 | 13 | 10 | 751 | 5230 | 46 | 20 | 5537.5 | 50665 | 46 | 20 | 5557.3 | 50863 | 24.39 | 24.42 |
| | 2A13A48A48A | 2 | 20 | 1860 | 18700 | QPSK | 1 | 0 | 13 | 10 | 751 | 5230 | 48 | 20 | 3625 | 55990 | 48 | 5 | 3697.5 | 56715 | 24.40 | 24.42 |
| | 2A13A66A66A | 2 | 20 | 1860 | 18700 | QPSK | 1 | 0 | 13 | 10 | 751 | 5230 | 66 | 20 | 2155 | 66886 | 66 | 5 | 2197.5 | 67311 | 24.37 | 24.42 |
| | 2A14A66A66A | 2 | 20 | 1860 | 18700 | QPSK | 1 | 0 | 14 | 10 | 763 | 5330 | 66 | 20 | 2155 | 66886 | 66 | 5 | 2197.5 | 67311 | 24.39 | 24.42 |
| | 2A2A12A30A | 2 | 20 | 1860 | 18700 | QPSK | 1 | 0 | 2 | 5 | 1987.5 | 1175 | 12 | 10 | 737.5 | 5095 | 30 | 10 | 2355 | 9820 | 24.37 | 24.42 |
| | 2A2A29A30A | 2 | 20 | 1860 | 18700 | QPSK | 1 | 0 | 2 | 5 | 1987.5 | 1175 | 29 | 10 | 722.5 | 9715 | 30 | 10 | 2355 | 9820 | 24.38 | 24.42 |
| | 2A2A30A66A | 2 | 20 | 1860 | 18700 | QPSK | 1 | 0 | 2 | 5 | 1987.5 | 1175 | 30 | 10 | 2355 | 9820 | 66 | 20 | 2155 | 66886 | 24.41 | 24.42 |
| | 2A2A4A12A | 2 | 20 | 1860 | 18700 | QPSK | 1 | 0 | 2 | 5 | 1987.5 | 1175 | 4 | 20 | 2132.5 | 2175 | 12 | 10 | 737.5 | 5095 | 24.37 | 24.42 |
| | 2A2A4A5A | 2 | 20 | 1860 | 18700 | QPSK | 1 | 0 | 2 | 5 | 1987.5 | 1175 | 4 | 20 | 2132.5 | 2175 | 5 | 10 | 881.5 | 2525 | 24.38 | 24.42 |
| | 2A2A5A30A | 2 | 20 | 1860 | 18700 | QPSK | 1 | 0 | 2 | 5 | 1987.5 | 1175 | 5 | 10 | 881.5 | 2525 | 30 | 10 | 2355 | 9820 | 24.38 | 24.42 |
| | 2A2A5A66A | 2 | 20 | 1860 | 18700 | QPSK | 1 | 0 | 2 | 5 | 1987.5 | 1175 | 5 | 10 | 881.5 | 2525 | 66 | 20 | 2155 | 66886 | 24.35 | 24.42 |
| | 2A2A7A66A | 2 | 20 | 1860 | 18700 | QPSK | 1 | 0 | 2 | 5 | 1987.5 | 1175 | 7 | 20 | 2655 | 3100 | 66 | 20 | 2155 | 66886 | 24.37 | 24.42 |
| | 2A2A66A71A | 2 | 20 | 1860 | 18700 | QPSK | 1 | 0 | 2 | 5 | 1987.5 | 1175 | 66 | 20 | 2155 | 66886 | 71 | 20 | 634.5 | 68761 | 24.40 | 24.42 |
| | 2A46A46A66A | 2 | 20 | 1860 | 18700 | QPSK | 1 | 0 | 46 | 20 | 5537.5 | 50665 | 46 | 20 | 5905 | 54340 | 66 | 20 | 2155 | 66886 | 24.35 | 24.42 |
| | 2A48A48A66A | 2 | 20 | 1860 | 18700 | QPSK | 1 | 0 | 48 | 20 | 3625 | 55990 | 48 | 5 | 3697.5 | 56715 | 66 | 20 | 2155 | 66886 | 24.39 | 24.42 |
| | 2A4A7A7A | 2 | 20 | 1860 | 18700 | QPSK | 1 | 0 | 4 | 20 | 2132.5 | 2175 | 7 | 20 | 2655 | 3100 | 7 | 5 | 2687.5 | 3425 | 24.35 | 24.42 |
| | 2A5A12B | 2 | 20 | 1860 | 18700 | QPSK | 1 | 0 | 5 | 10 | 881.5 | 2525 | 12 | 10 | 740 | 5120 | 12 | 5 | 732.8 | 5048 | 24.37 | 24.42 |
| | 2A5A46C | 2 | 20 | 1860 | 18700 | QPSK | 1 | 0 | 5 | 10 | 881.5 | 2525 | 46 | 20 | 5537.5 | 50665 | 46 | 20 | 5557.3 | 50863 | 24.40 | 24.42 |
| | 2A5A48A48A | 2 | 20 | 1860 | 18700 | QPSK | 1 | 0 | 5 | 10 | 881.5 | 2525 | 48 | 20 | 3625 | 55990 | 48 | 5 | 3697.5 | 56715 | 24.35 | 24.42 |
| | 2A2A4A13A | 2 | 20 | 1860 | 18700 | QPSK | 1 | 0 | 2 | 5 | 1987.5 | 1175 | 4 | 20 | 2132.5 | 2175 | 13 | 10 | 751 | 5230 | 24.37 | 24.42 |
| | 2A2A4A71A | 2 | 20 | 1860 | 18700 | QPSK | 1 | 0 | 2 | 5 | 1987.5 | 1175 | 4 | 20 | 2132.5 | 2175 | 71 | 20 | 634.5 | 68761 | 24.38 | 24.42 |
| | 2A2A7A12A | 2 | 20 | 1860 | 18700 | QPSK | 1 | 0 | 2 | 5 | 1987.5 | 1175 | 7 | 20 | 2655 | 3100 | 12 | 10 | 737.5 | 5095 | 24.40 | 24.42 |
| | 2A46A48A48A | 2 | 20 | 1860 | 18700 | QPSK | 1 | 0 | 46 | 20 | 5537.5 | 50665 | 48 | 20 | 3625 | 55990 | 48 | 5 | 3697.5 | 56715 | 24.41 | 24.42 |
| | 2A4A4A13A | 2 | 20 | 1860 | 18700 | QPSK | 1 | 0 | 4 | 20 | 2132.5 | 2175 | 4 | 5 | 2152.5 | 2375 | 13 | 10 | 751 | 5230 | 24.37 | 24.42 |
| | 2A4A4A71A | 2 | 20 | 1860 | 18700 | QPSK | 1 | 0 | 4 | 20 | 2132.5 | 2175 | 4 | 5 | 2152.5 | 2375 | 71 | 20 | 634.5 | 68761 | 24.37 | 24.42 |
| | 2A7A7A29A | 2 | 20 | 1860 | 18700 | QPSK | 1 | 0 | 7 | 20 | 2655 | 3100 | 7 | 5 | 2687.5 | 3425 | 29 | 10 | 722.5 | 9715 | 24.35 | 24.42 |
| | 2A7A7A13A | 2 | 20 | 1860 | 18700 | QPSK | 1 | 0 | 7 | 20 | 2655 | 3100 | 7 | 5 | 2655 | 3100 | 13 | 10 | 751 | 5230 | 24.39 | 24.42 |
| | 2A7A7A46A | 2 | 20 | 1860 | 18700 | QPSK | 1 | 0 | 7 | 20 | 2655 | 3100 | 7 | 5 | 2655 | 3100 | 46 | 20 | 5537.5 | 50665 | 24.35 | 24.42 |
| | 4A4A12A30A | 4 | 20 | 1732.5 | 20175 | QPSK | 1 | 0 | 4 | 5 | 2152.5 | 2375 | 12 | 10 | 737.5 | 5095 | 30 | 10 | 2355 | 9820 | 24.86 | 24.88 |
| | 4A4A29A30A | 4 | 20 | 1732.5 | 20175 | QPSK | 1 | 0 | 4 | 5 | 2152.5 | 2375 | 29 | 10 | 722.5 | 9715 | 30 | 10 | 2355 | 9820 | 24.84 | 24.88 |
| | 4A4A5A30A | 4 | 20 | 1732.5 | 20175 | QPSK | 1 | 0 | 4 | 5 | 2152.5 | 2375 | 5 | 10 | 881.5 | 2525 | 30 | 10 | 2355 | 9820 | 24.83 | 24.88 |
| | 4A7A12B | 4 | 20 | 1732.5 | 20175 | QPSK | 1 | 0 | 7 | 20 | 2655 | 3100 | 12 | 10 | 740 | 5120 | 12 | 5 | 732.8 | 5048 | 24.86 | 24.88 |
| | 4A4A48A48A | 4 | 20 | 1732.5 | 20175 | QPSK | 1 | 0 | 4 | 20 | 2132.5 | 2175 | 48 | 20 | 3625 | 55990 | 48 | 5 | 3697.5 | 56715 | 24.86 | 24.88 |
| | 7A12A66A66A | 7 | 20 | 2510 | 20850 | QPSK | 1 | 99 | 12 | 10 | 737.5 | 5095 | 66 | 20 | 2155 | 66886 | 66 | 5 | 2197.5 | 67311 | 24.95 | 24.98 |
| | 7A7A29A66A | 7 | 20 | 2510 | 20850 | QPSK | 1 | 99 | 7 | 5 | 2687.5 | 3425 | 29 | 10 | 722.5 | 9715 | 66 | 20 | 2155 | 66886 | 24.97 | 24.98 |
| | 46D71A | 71 | 10 | 673 | 133222 | QPSK | 1 | 0 | 46 | 20 | 5520.2 | 50492 | 46 | 20 | 5540 | 50690 | 46 | 20 | 5559.8 | 50888 | 24.87 | 24.91 |

## <Uplink Carrier Aggregation Active>

## <Intra-Band Uplink carrier aggregation>

**General Note:**

1. The device supports intra-band uplink carrier aggregation for LTE B5/7/41/48/66 with a maximum of two 20MHz component carriers. For intra band contiguous carrier aggregation scenarios, 3GPP 36.101 table 6.2.2A-1 specifies that the aggregate maximum allowed output power is equivalent to the single carrier scenario. 3GPP 36.101 6.2.3A allows for several dB of MPR to be applied when not-contiguous RB allocation is implemented. The conducted power and MPR setting in this device are permanently implemented pre 3GPP requirement.
2. According TCB workshop, the output power with uplink CA active was measured for the configuration with the highest reported SAR with single carrier for each exposure condition. The power was measured with wideband signal integration over both component carriers.
3. Uplink CA is only operating with power class3, and additional SAR measurement for LTE UL CA whit other DL CA combinations active were not required since the maximum output power for this configuration was not > 0.25dB higher than the maximum output power for UL CA active.

| CA_5B_Config 0_DSI 0/2/4/6/7/8 | | | | | | | | | | |
|---|---|---|---|---|---|---|---|---|---|---|
| Combination 10MHz+10MHz (50RB+50RB) | | | | | | | | | | |
| PCC Channel | SCC Channel | Modulation | PCC | | SCC | | Total RB Size | Target MPR Level (dB) | Measured Power (dBm) | Tune up Power (dBm) |
| | | | RB Size | RB offset | RB Size | RB offset | | | | |
| 20450 | 20549 | QPSK | 1 | 49 | 1 | 0 | 2 | 0 | 25.26 | 25.7 |
| 20575 | 20476 | QPSK | 1 | 0 | 1 | 49 | 2 | 0 | 24.59 | 25.7 |
| 20600 | 20501 | QPSK | 1 | 0 | 1 | 49 | 2 | 0 | 25.61 | 25.7 |

| CA_7C_Config 0_DSI 0/2/7 | | | | | | | | | | |
|---|---|---|---|---|---|---|---|---|---|---|
| Combination 20MHz+20MHz (100RB+100RB) | | | | | | | | | | |
| PCC Channel | SCC Channel | Modulation | PCC | | SCC | | Total RB Size | Target MPR Level (dB) | Measured Power (dBm) | Tune up Power (dBm) |
| | | | RB Size | RB offset | RB Size | RB offset | | | | |
| 20850 | 21048 | QPSK | 1 | 99 | 1 | 0 | 2 | 0 | 24.90 | 25.7 |
| 21100 | 20902 | QPSK | 1 | 0 | 1 | 99 | 2 | 0 | 24.83 | 25.7 |
| 21350 | 21152 | QPSK | 1 | 0 | 1 | 99 | 2 | 0 | 24.75 | 25.7 |

| CA_7C_Config 0_DSI 6/8 | | | | | | | | | | |
|---|---|---|---|---|---|---|---|---|---|---|
| Combination 20MHz+20MHz (100RB+100RB) | | | | | | | | | | |
| PCC Channel | SCC Channel | Modulation | PCC | | SCC | | Total RB Size | Target MPR Level (dB) | Measured Power (dBm) | Tune up Power (dBm) |
| | | | RB Size | RB offset | RB Size | RB offset | | | | |
| 20850 | 21048 | QPSK | 1 | 99 | 1 | 0 | 2 | 0 | 23.32 | 24.2 |
| 21100 | 20902 | QPSK | 1 | 0 | 1 | 99 | 2 | 0 | 23.25 | 24.2 |
| 21350 | 21152 | QPSK | 1 | 0 | 1 | 99 | 2 | 0 | 23.44 | 24.2 |

| CA_7C_Config 0_DSI 4 | | | | | | | | | | |
|---|---|---|---|---|---|---|---|---|---|---|
| Combination 20MHz+20MHz (100RB+100RB) | | | | | | | | | | |
| PCC Channel | SCC Channel | Modulation | PCC | | SCC | | Total RB Size | Target MPR Level (dB) | Measured Power (dBm) | Tune up Power (dBm) |
| | | | RB Size | RB offset | RB Size | RB offset | | | | |
| 20850 | 21048 | QPSK | 1 | 99 | 1 | 0 | 2 | 0 | 24.13 | 25 |
| 21100 | 20902 | QPSK | 1 | 0 | 1 | 99 | 2 | 0 | 24.01 | 25 |
| 21350 | 21152 | QPSK | 1 | 0 | 1 | 99 | 2 | 0 | 24.34 | 25 |

| CA_66B_Config 0_DSI 0/2/4/7 | | | | | | | | | | |
|---|---|---|---|---|---|---|---|---|---|---|
| Combination 15MHz+5MHz (75RB+25RB) | | | | | | | | | | |
| PCC Channel | SCC Channel | Modulation | PCC | | SCC | | Total RB Size | Target MPR Level (dB) | Measured Power (dBm) | Tune up Power (dBm) |
| | | | RB Size | RB offset | RB Size | RB offset | | | | |
| 132047 | 132140 | QPSK | 1 | 74 | 1 | 0 | 2 | 0 | 24.33 | 25.7 |
| 132322 | 132229 | QPSK | 1 | 0 | 1 | 24 | 2 | 0 | 25.49 | 25.7 |
| 132597 | 132504 | QPSK | 1 | 0 | 1 | 24 | 2 | 0 | 24.83 | 25.7 |

| CA_66B_Config 0_DSI 6/8 | | | | | | | | | | |
|---|---|---|---|---|---|---|---|---|---|---|
| Combination 15MHz+5MHz (75RB+25RB) | | | | | | | | | | |
| PCC Channel | SCC Channel | Modulation | PCC | | SCC | | Total RB Size | Target MPR Level (dB) | Measured Power (dBm) | Tune up Power (dBm) |
| | | | RB Size | RB offset | RB Size | RB offset | | | | |
| 132047 | 132140 | QPSK | 1 | 74 | 1 | 0 | 2 | 0 | 24.35 | 25.1 |
| 132322 | 132229 | QPSK | 1 | 0 | 1 | 24 | 2 | 0 | 24.06 | 25.1 |
| 132597 | 132504 | QPSK | 1 | 0 | 1 | 24 | 2 | 0 | 24.16 | 25.1 |

| CA_66C_Config 0_DSI 0/2/4/7 | | | | | | | | | | |
|---|---|---|---|---|---|---|---|---|---|---|
| Combination 20MHz+20MHz (100RB+100RB) | | | | | | | | | | |
| PCC Channel | SCC Channel | Modulation | PCC | | SCC | | Total RB Size | Target MPR Level (dB) | Measured Power (dBm) | Tune up Power (dBm) |
| | | | RB Size | RB offset | RB Size | RB offset | | | | |
| 132072 | 132270 | QPSK | 1 | 99 | 1 | 0 | 2 | 0 | 25.69 | 25.7 |
| 132322 | 132124 | QPSK | 1 | 0 | 1 | 99 | 2 | 0 | 25.59 | 25.7 |
| 132572 | 132374 | QPSK | 1 | 0 | 1 | 99 | 2 | 0 | 25.47 | 25.7 |

| CA_66C_Config 0_DSI 6/8 | | | | | | | | | | |
|---|---|---|---|---|---|---|---|---|---|---|
| Combination 20MHz+20MHz (100RB+100RB) | | | | | | | | | | |
| PCC Channel | SCC Channel | Modulation | PCC | | SCC | | Total RB Size | Target MPR Level (dB) | Measured Power (dBm) | Tune up Power (dBm) |
| | | | RB Size | RB offset | RB Size | RB offset | | | | |
| 132072 | 132270 | QPSK | 1 | 99 | 1 | 0 | 2 | 0 | 24.32 | 25.1 |
| 132322 | 132124 | QPSK | 1 | 0 | 1 | 99 | 2 | 0 | 24.34 | 25.1 |
| 132572 | 132374 | QPSK | 1 | 0 | 1 | 99 | 2 | 0 | 24.21 | 25.1 |

| CA_41C_Config 0_DSI 0/2/4/6/7/8 | | | | | | | | | | |
|---|---|---|---|---|---|---|---|---|---|---|
| Combination 20MHz+20MHz (100RB+100RB) | | | | | | | | | | |
| PCC Channel | SCC Channel | Modulation | PCC | | SCC | | Total RB Size | Target MPR Level (dB) | Measured Power (dBm) | Tune up Power (dBm) |
| | | | RB Size | RB offset | RB Size | RB offset | | | | |
| 39750 | 39948 | QPSK | 1 | 99 | 1 | 0 | 2 | 0 | 25.68 | 25.7 |
| 40185 | 39987 | QPSK | 1 | 0 | 1 | 99 | 2 | 0 | 25.67 | 25.7 |
| 40620 | 40422 | QPSK | 1 | 0 | 1 | 99 | 2 | 0 | 25.67 | 25.7 |
| 41055 | 40857 | QPSK | 1 | 0 | 1 | 99 | 2 | 0 | 25.57 | 25.7 |
| 41490 | 41292 | QPSK | 1 | 0 | 1 | 99 | 2 | 0 | 25.70 | 25.7 |

| CA_41C HPUE_Config 0_DSI 0/2/4/6/7/8 | | | | | | | | | | |
|---|---|---|---|---|---|---|---|---|---|---|
| Combination 20MHz+20MHz (100RB+100RB) | | | | | | | | | | |
| PCC Channel | SCC Channel | Modulation | PCC | | SCC | | Total RB Size | Target MPR Level (dB) | Measured Power (dBm) | Tune up Power (dBm) |
| | | | RB Size | RB offset | RB Size | RB offset | | | | |
| 39750 | 39948 | QPSK | 1 | 99 | 1 | 0 | 2 | 0 | 26.36 | 27 |
| 40185 | 39987 | QPSK | 1 | 0 | 1 | 99 | 2 | 0 | 26.41 | 27 |
| 40620 | 40422 | QPSK | 1 | 0 | 1 | 99 | 2 | 0 | 26.39 | 27 |
| 41055 | 40857 | QPSK | 1 | 0 | 1 | 99 | 2 | 0 | 26.34 | 27 |
| 41490 | 41292 | QPSK | 1 | 0 | 1 | 99 | 2 | 0 | 26.74 | 27 |

| CA_48C_Config 0_DSI 0/2/4/7 | | | | | | | | | | |
|---|---|---|---|---|---|---|---|---|---|---|
| Combination 20MHz+20MHz (100RB+100RB) | | | | | | | | | | |
| PCC Channel | SCC Channel | Modulation | PCC | | SCC | | Total RB Size | Target MPR Level (dB) | Measured Power (dBm) | Tune up Power (dBm) |
| | | | RB Size | RB offset | RB Size | RB offset | | | | |
| 55340 | 55538 | QPSK | 1 | 99 | 1 | 0 | 2 | 0 | 7.61 | 9 |
| 55830 | 55632 | QPSK | 1 | 0 | 1 | 99 | 2 | 0 | 16.01 | 17.2 |
| 56150 | 55952 | QPSK | 1 | 0 | 1 | 99 | 2 | 0 | 16.03 | 17.2 |
| 56640 | 56442 | QPSK | 1 | 0 | 1 | 99 | 2 | 0 | 7.82 | 9 |

| CA_48C_Config 0_DSI 6/8 | | | | | | | | | | |
|---|---|---|---|---|---|---|---|---|---|---|
| Combination 20MHz+20MHz (100RB+100RB) | | | | | | | | | | |
| PCC Channel | SCC Channel | Modulation | PCC | | SCC | | Total RB Size | Target MPR Level (dB) | Measured Power (dBm) | Tune up Power (dBm) |
| | | | RB Size | RB offset | RB Size | RB offset | | | | |
| 55340 | 55538 | QPSK | 1 | 99 | 1 | 0 | 2 | 0 | 7.61 | 9 |
| 55830 | 55632 | QPSK | 1 | 0 | 1 | 99 | 2 | 0 | 16.00 | 17.2 |
| 56150 | 55952 | QPSK | 1 | 0 | 1 | 99 | 2 | 0 | 16.05 | 17.2 |
| 56640 | 56442 | QPSK | 1 | 0 | 1 | 99 | 2 | 0 | 7.80 | 9 |

| CA_5B_Config 1_DSI 0/4/6/8 | | | | | | | | | | |
|---|---|---|---|---|---|---|---|---|---|---|
| Combination 10MHz+10MHz (50RB+50RB) | | | | | | | | | | |
| PCC Channel | SCC Channel | Modulation | PCC | | SCC | | Total RB Size | Target MPR Level (dB) | Measured Power (dBm) | Tune up Power (dBm) |
| | | | RB Size | RB offset | RB Size | RB offset | | | | |
| 20450 | 20549 | QPSK | 1 | 49 | 1 | 0 | 2 | 0 | 25.64 | 25.7 |
| 20575 | 20476 | QPSK | 1 | 0 | 1 | 49 | 2 | 0 | 25.31 | 25.7 |
| 20600 | 20501 | QPSK | 1 | 0 | 1 | 49 | 2 | 0 | 25.55 | 25.7 |

| CA_5B_Config 1_DSI 7 | | | | | | | | | | |
|---|---|---|---|---|---|---|---|---|---|---|
| Combination 10MHz+10MHz (50RB+50RB) | | | | | | | | | | |
| PCC Channel | SCC Channel | Modulation | PCC | | SCC | | Total RB Size | Target MPR Level (dB) | Measured Power (dBm) | Tune up Power (dBm) |
| | | | RB Size | RB offset | RB Size | RB offset | | | | |
| 20450 | 20549 | QPSK | 1 | 49 | 1 | 0 | 2 | 0 | 23.02 | 24.2 |
| 20575 | 20476 | QPSK | 1 | 0 | 1 | 49 | 2 | 0 | 23.09 | 24.2 |
| 20600 | 20501 | QPSK | 1 | 0 | 1 | 49 | 2 | 0 | 23.11 | 24.2 |

| CA_5B_Config 1_DSI 2 | | | | | | | | | | |
|---|---|---|---|---|---|---|---|---|---|---|
| Combination 10MHz+10MHz (50RB+50RB) | | | | | | | | | | |
| PCC Channel | SCC Channel | Modulation | PCC | | SCC | | Total RB Size | Target MPR Level (dB) | Measured Power (dBm) | Tune up Power (dBm) |
| | | | RB Size | RB offset | RB Size | RB offset | | | | |
| 20450 | 20549 | QPSK | 1 | 49 | 1 | 0 | 2 | 0 | 23.81 | 25 |
| 20575 | 20476 | QPSK | 1 | 0 | 1 | 49 | 2 | 0 | 23.89 | 25 |
| 20600 | 20501 | QPSK | 1 | 0 | 1 | 49 | 2 | 0 | 23.98 | 25 |

| CA_7C_Config 1_DSI 0/2/7 | | | | | | | | | | |
|---|---|---|---|---|---|---|---|---|---|---|
| Combination 20MHz+20MHz (100RB+100RB) | | | | | | | | | | |
| PCC Channel | SCC Channel | Modulation | PCC | | SCC | | Total RB Size | Target MPR Level (dB) | Measured Power (dBm) | Tune up Power (dBm) |
| | | | RB Size | RB offset | RB Size | RB offset | | | | |
| 20850 | 21048 | QPSK | 1 | 99 | 1 | 0 | 2 | 0 | 24.90 | 25.7 |
| 21100 | 20902 | QPSK | 1 | 0 | 1 | 99 | 2 | 0 | 25.09 | 25.7 |
| 21350 | 21152 | QPSK | 1 | 0 | 1 | 99 | 2 | 0 | 24.03 | 25.7 |

| CA_7C_Config 1_DSI 6/8 | | | | | | | | | | |
|---|---|---|---|---|---|---|---|---|---|---|
| Combination 20MHz+20MHz (100RB+100RB) | | | | | | | | | | |
| PCC Channel | SCC Channel | Modulation | PCC | | SCC | | Total RB Size | Target MPR Level (dB) | Measured Power (dBm) | Tune up Power (dBm) |
| | | | RB Size | RB offset | RB Size | RB offset | | | | |
| 20850 | 21048 | QPSK | 1 | 99 | 1 | 0 | 2 | 0 | 21.34 | 22.3 |
| 21100 | 20902 | QPSK | 1 | 0 | 1 | 99 | 2 | 0 | 21.57 | 22.3 |
| 21350 | 21152 | QPSK | 1 | 0 | 1 | 99 | 2 | 0 | 21.53 | 22.3 |

| CA_7C_Config 1_DSI 4 | | | | | | | | | | |
|---|---|---|---|---|---|---|---|---|---|---|
| Combination 20MHz+20MHz (100RB+100RB) | | | | | | | | | | |
| PCC Channel | SCC Channel | Modulation | PCC | | SCC | | Total RB Size | Target MPR Level (dB) | Measured Power (dBm) | Tune up Power (dBm) |
| | | | RB Size | RB offset | RB Size | RB offset | | | | |
| 20850 | 21048 | QPSK | 1 | 99 | 1 | 0 | 2 | 0 | 22.37 | 23.1 |
| 21100 | 20902 | QPSK | 1 | 0 | 1 | 99 | 2 | 0 | 22.32 | 23.1 |
| 21350 | 21152 | QPSK | 1 | 0 | 1 | 99 | 2 | 0 | 22.35 | 23.1 |

| CA_66B_Config 1_DSI 0/2/7 | | | | | | | | | | |
|---|---|---|---|---|---|---|---|---|---|---|
| Combination 15MHz+5MHz (75RB+25RB) | | | | | | | | | | |
| PCC Channel | SCC Channel | Modulation | PCC | | SCC | | Total RB Size | Target MPR Level (dB) | Measured Power (dBm) | Tune up Power (dBm) |
| | | | RB Size | RB offset | RB Size | RB offset | | | | |
| 132047 | 132140 | QPSK | 1 | 74 | 1 | 0 | 2 | 0 | 25.21 | 25.7 |
| 132322 | 132229 | QPSK | 1 | 0 | 1 | 24 | 2 | 0 | 25.56 | 25.7 |
| 132597 | 132504 | QPSK | 1 | 0 | 1 | 24 | 2 | 0 | 24.92 | 25.7 |

| CA_66B_Config 1_DSI 6/8 | | | | | | | | | | |
|---|---|---|---|---|---|---|---|---|---|---|
| Combination 15MHz+5MHz (75RB+25RB) | | | | | | | | | | |
| PCC Channel | SCC Channel | Modulation | PCC | | SCC | | Total RB Size | Target MPR Level (dB) | Measured Power (dBm) | Tune up Power (dBm) |
| | | | RB Size | RB offset | RB Size | RB offset | | | | |
| 132047 | 132140 | QPSK | 1 | 74 | 1 | 0 | 2 | 0 | 20.24 | 20.8 |
| 132322 | 132229 | QPSK | 1 | 0 | 1 | 24 | 2 | 0 | 20.07 | 20.8 |
| 132597 | 132504 | QPSK | 1 | 0 | 1 | 24 | 2 | 0 | 20.20 | 20.8 |

| CA_66B_Config 1_DSI 4 | | | | | | | | | | |
|---|---|---|---|---|---|---|---|---|---|---|
| Combination 15MHz+5MHz (75RB+25RB) | | | | | | | | | | |
| PCC Channel | SCC Channel | Modulation | PCC | | SCC | | Total RB Size | Target MPR Level (dB) | Measured Power (dBm) | Tune up Power (dBm) |
| | | | RB Size | RB offset | RB Size | RB offset | | | | |
| 132047 | 132140 | QPSK | 1 | 74 | 1 | 0 | 2 | 0 | 21.08 | 21.6 |
| 132322 | 132229 | QPSK | 1 | 0 | 1 | 24 | 2 | 0 | 20.92 | 21.6 |
| 132597 | 132504 | QPSK | 1 | 0 | 1 | 24 | 2 | 0 | 20.96 | 21.6 |

| CA_66C_Config 1_DSI 0/2/7 | | | | | | | | | | |
|---|---|---|---|---|---|---|---|---|---|---|
| Combination 20MHz+20MHz (100RB+100RB) | | | | | | | | | | |
| PCC Channel | SCC Channel | Modulation | PCC | | SCC | | Total RB Size | Target MPR Level (dB) | Measured Power (dBm) | Tune up Power (dBm) |
| | | | RB Size | RB offset | RB Size | RB offset | | | | |
| 132072 | 132270 | QPSK | 1 | 99 | 1 | 0 | 2 | 0 | 25.67 | 25.7 |
| 132322 | 132124 | QPSK | 1 | 0 | 1 | 99 | 2 | 0 | 25.51 | 25.7 |
| 132572 | 132374 | QPSK | 1 | 0 | 1 | 99 | 2 | 0 | 25.42 | 25.7 |

| CA_66C_Config 1_DSI 6/8 | | | | | | | | | | |
|---|---|---|---|---|---|---|---|---|---|---|
| Combination 20MHz+20MHz (100RB+100RB) | | | | | | | | | | |
| PCC Channel | SCC Channel | Modulation | PCC | | SCC | | Total RB Size | Target MPR Level (dB) | Measured Power (dBm) | Tune up Power (dBm) |
| | | | RB Size | RB offset | RB Size | RB offset | | | | |
| 132072 | 132270 | QPSK | 1 | 99 | 1 | 0 | 2 | 0 | 20.54 | 20.8 |
| 132322 | 132124 | QPSK | 1 | 0 | 1 | 99 | 2 | 0 | 20.27 | 20.8 |
| 132572 | 132374 | QPSK | 1 | 0 | 1 | 99 | 2 | 0 | 20.41 | 20.8 |

| CA_66C_Config 1_DSI 4 | | | | | | | | | | |
|---|---|---|---|---|---|---|---|---|---|---|
| Combination 20MHz+20MHz (100RB+100RB) | | | | | | | | | | |
| PCC Channel | SCC Channel | Modulation | PCC | | SCC | | Total RB Size | Target MPR Level (dB) | Measured Power (dBm) | Tune up Power (dBm) |
| | | | RB Size | RB offset | RB Size | RB offset | | | | |
| 132072 | 132270 | QPSK | 1 | 99 | 1 | 0 | 2 | 0 | 21.23 | 21.6 |
| 132322 | 132124 | QPSK | 1 | 0 | 1 | 99 | 2 | 0 | 21.14 | 21.6 |
| 132572 | 132374 | QPSK | 1 | 0 | 1 | 99 | 2 | 0 | 21.17 | 21.6 |

| CA_41C_Config 1_DSI 0/2/7 | | | | | | | | | | |
|---|---|---|---|---|---|---|---|---|---|---|
| Combination 20MHz+20MHz (100RB+100RB) | | | | | | | | | | |
| PCC Channel | SCC Channel | Modulation | PCC | | SCC | | Total RB Size | Target MPR Level (dB) | Measured Power (dBm) | Tune up Power (dBm) |
| | | | RB Size | RB offset | RB Size | RB offset | | | | |
| 39750 | 39948 | QPSK | 1 | 99 | 1 | 0 | 2 | 0 | 25.48 | 25.7 |
| 40185 | 39987 | QPSK | 1 | 0 | 1 | 99 | 2 | 0 | 25.37 | 25.7 |
| 40620 | 40422 | QPSK | 1 | 0 | 1 | 99 | 2 | 0 | 25.36 | 25.7 |
| 41055 | 40857 | QPSK | 1 | 0 | 1 | 99 | 2 | 0 | 25.33 | 25.7 |
| 41490 | 41292 | QPSK | 1 | 0 | 1 | 99 | 2 | 0 | 25.70 | 25.7 |

| CA_41C_Config 1_DSI 6/8 | | | | | | | | | | |
|---|---|---|---|---|---|---|---|---|---|---|
| Combination 20MHz+20MHz (100RB+100RB) | | | | | | | | | | |
| PCC Channel | SCC Channel | Modulation | PCC | | SCC | | Total RB Size | Target MPR Level (dB) | Measured Power (dBm) | Tune up Power (dBm) |
| | | | RB Size | RB offset | RB Size | RB offset | | | | |
| 39750 | 39948 | QPSK | 1 | 99 | 1 | 0 | 2 | 0 | 21.77 | 22.8 |
| 40185 | 39987 | QPSK | 1 | 0 | 1 | 99 | 2 | 0 | 21.65 | 22.8 |
| 40620 | 40422 | QPSK | 1 | 0 | 1 | 99 | 2 | 0 | 21.69 | 22.8 |
| 41055 | 40857 | QPSK | 1 | 0 | 1 | 99 | 2 | 0 | 21.86 | 22.8 |
| 41490 | 41292 | QPSK | 1 | 0 | 1 | 99 | 2 | 0 | 21.99 | 22.8 |

| CA_41C_Config 1_DSI 4 | | | | | | | | | | |
|---|---|---|---|---|---|---|---|---|---|---|
| Combination 20MHz+20MHz (100RB+100RB) | | | | | | | | | | |
| PCC Channel | SCC Channel | Modulation | PCC | | SCC | | Total RB Size | Target MPR Level (dB) | Measured Power (dBm) | Tune up Power (dBm) |
| | | | RB Size | RB offset | RB Size | RB offset | | | | |
| 39750 | 39948 | QPSK | 1 | 99 | 1 | 0 | 2 | 0 | 22.58 | 23.6 |
| 40185 | 39987 | QPSK | 1 | 0 | 1 | 99 | 2 | 0 | 22.47 | 23.6 |
| 40620 | 40422 | QPSK | 1 | 0 | 1 | 99 | 2 | 0 | 22.39 | 23.6 |
| 41055 | 40857 | QPSK | 1 | 0 | 1 | 99 | 2 | 0 | 22.44 | 23.6 |
| 41490 | 41292 | QPSK | 1 | 0 | 1 | 99 | 2 | 0 | 22.51 | 23.6 |

| CA_41C HPUE_Config 1_DSI 0/2/7 | | | | | | | | | | |
|---|---|---|---|---|---|---|---|---|---|---|
| Combination 20MHz+20MHz (100RB+100RB) | | | | | | | | | | |
| PCC Channel | SCC Channel | Modulation | PCC | | SCC | | Total RB Size | Target MPR Level (dB) | Measured Power (dBm) | Tune up Power (dBm) |
| | | | RB Size | RB offset | RB Size | RB offset | | | | |
| 39750 | 39948 | QPSK | 1 | 99 | 1 | 0 | 2 | 0 | 27.21 | 27.5 |
| 40185 | 39987 | QPSK | 1 | 0 | 1 | 99 | 2 | 0 | 27.07 | 27.5 |
| 40620 | 40422 | QPSK | 1 | 0 | 1 | 99 | 2 | 0 | 27.01 | 27.5 |
| 41055 | 40857 | QPSK | 1 | 0 | 1 | 99 | 2 | 0 | 27.06 | 27.5 |
| 41490 | 41292 | QPSK | 1 | 0 | 1 | 99 | 2 | 0 | 27.08 | 27.5 |

| CA_41C HPUE_Config 1_DSI 6/8 | | | | | | | | | | |
|---|---|---|---|---|---|---|---|---|---|---|
| Combination 20MHz+20MHz (100RB+100RB) | | | | | | | | | | |
| PCC Channel | SCC Channel | Modulation | PCC | | SCC | | Total RB Size | Target MPR Level (dB) | Measured Power (dBm) | Tune up Power (dBm) |
| | | | RB Size | RB offset | RB Size | RB offset | | | | |
| 39750 | 39948 | QPSK | 1 | 99 | 1 | 0 | 2 | 0 | 23.52 | 24.6 |
| 40185 | 39987 | QPSK | 1 | 0 | 1 | 99 | 2 | 0 | 23.35 | 24.6 |
| 40620 | 40422 | QPSK | 1 | 0 | 1 | 99 | 2 | 0 | 23.36 | 24.6 |
| 41055 | 40857 | QPSK | 1 | 0 | 1 | 99 | 2 | 0 | 23.42 | 24.6 |
| 41490 | 41292 | QPSK | 1 | 0 | 1 | 99 | 2 | 0 | 23.44 | 24.6 |

| CA_41C HPUE_Config 1_DSI 4 | | | | | | | | | | |
|---|---|---|---|---|---|---|---|---|---|---|
| Combination 20MHz+20MHz (100RB+100RB) | | | | | | | | | | |
| PCC Channel | SCC Channel | Modulation | PCC | | SCC | | Total RB Size | Target MPR Level (dB) | Measured Power (dBm) | Tune up Power (dBm) |
| | | | RB Size | RB offset | RB Size | RB offset | | | | |
| 39750 | 39948 | QPSK | 1 | 99 | 1 | 0 | 2 | 0 | 24.28 | 25.4 |
| 40185 | 39987 | QPSK | 1 | 0 | 1 | 99 | 2 | 0 | 24.18 | 25.4 |
| 40620 | 40422 | QPSK | 1 | 0 | 1 | 99 | 2 | 0 | 24.16 | 25.4 |
| 41055 | 40857 | QPSK | 1 | 0 | 1 | 99 | 2 | 0 | 24.25 | 25.4 |
| 41490 | 41292 | QPSK | 1 | 0 | 1 | 99 | 2 | 0 | 24.21 | 25.4 |

| CA_48C_Config 1_DSI 0/2/7 | | | | | | | | | | |
|---|---|---|---|---|---|---|---|---|---|---|
| Combination 20MHz+20MHz (100RB+100RB) | | | | | | | | | | |
| PCC Channel | SCC Channel | Modulation | PCC | | SCC | | Total RB Size | Target MPR Level (dB) | Measured Power (dBm) | Tune up Power (dBm) |
| | | | RB Size | RB offset | RB Size | RB offset | | | | |
| 55340 | 55538 | QPSK | 1 | 99 | 1 | 0 | 2 | 0 | 5.74 | 7 |
| 55830 | 55632 | QPSK | 1 | 0 | 1 | 99 | 2 | 0 | 14.38 | 15.6 |
| 56150 | 55952 | QPSK | 1 | 0 | 1 | 99 | 2 | 0 | 14.33 | 15.6 |
| 56640 | 56442 | QPSK | 1 | 0 | 1 | 99 | 2 | 0 | 5.73 | 7 |

| CA_48C_Config 1_DSI 6/8 | | | | | | | | | | |
|---|---|---|---|---|---|---|---|---|---|---|
| Combination 20MHz+20MHz (100RB+100RB) | | | | | | | | | | |
| PCC Channel | SCC Channel | Modulation | PCC | | SCC | | Total RB Size | Target MPR Level (dB) | Measured Power (dBm) | Tune up Power (dBm) |
| | | | RB Size | RB offset | RB Size | RB offset | | | | |
| 55340 | 55538 | QPSK | 1 | 99 | 1 | 0 | 2 | 0 | 5.75 | 7 |
| 55830 | 55632 | QPSK | 1 | 0 | 1 | 99 | 2 | 0 | 14.39 | 15.6 |
| 56150 | 55952 | QPSK | 1 | 0 | 1 | 99 | 2 | 0 | 14.33 | 15.6 |
| 56640 | 56442 | QPSK | 1 | 0 | 1 | 99 | 2 | 0 | 5.74 | 7 |

| CA_48C_Config 1_DSI 4 | | | | | | | | | | |
|---|---|---|---|---|---|---|---|---|---|---|
| Combination 20MHz+20MHz (100RB+100RB) | | | | | | | | | | |
| PCC Channel | SCC Channel | Modulation | PCC | | SCC | | Total RB Size | Target MPR Level (dB) | Measured Power (dBm) | Tune up Power (dBm) |
| | | | RB Size | RB offset | RB Size | RB offset | | | | |
| 55340 | 55538 | QPSK | 1 | 99 | 1 | 0 | 2 | 0 | 5.86 | 7 |
| 55830 | 55632 | QPSK | 1 | 0 | 1 | 99 | 2 | 0 | 14.43 | 15.6 |
| 56150 | 55952 | QPSK | 1 | 0 | 1 | 99 | 2 | 0 | 14.44 | 15.6 |
| 56640 | 56442 | QPSK | 1 | 0 | 1 | 99 | 2 | 0 | 5.83 | 7 |

# 13. RF Exposure position consideration

| Distance of the Antenna to the EUT surface/edge | | | | | | |
|---|---|---|---|---|---|---|
| Antennas | Front | Back | Top Side | Bottom Side | Right Side | Left Side |
| WWAN Ant 0 | ≤ 25mm | ≤ 25mm | >25mm | ≤ 25mm | ≤ 25mm | ≤ 25mm |
| WWAN Ant 1 | ≤ 25mm | ≤ 25mm | ≤ 25mm | >25mm | ≤ 25mm | ≤ 25mm |
| WWAN Ant 2 | ≤ 25mm | ≤ 25mm | >25mm | ≤ 25mm | ≤ 25mm | ≤ 25mm |
| WWAN Ant 5 | ≤ 25mm | ≤ 25mm | >25mm | ≤ 25mm | ≤ 25mm | ≤ 25mm |
| WWAN Ant 7 | ≤ 25mm | ≤ 25mm | >25mm | ≤ 25mm | ≤ 25mm | ≤ 25mm |
| 2.4GHz WLAN Ant 3 | ≤ 25mm | ≤ 25mm | ≤ 25mm | >25mm | ≤ 25mm | ≤ 25mm |
| 2.4GHz WLAN/BT Ant 4 | ≤ 25mm | ≤ 25mm | ≤ 25mm | >25mm | ≤ 25mm | ≤ 25mm |
| 5GHz WLAN Ant 3 | ≤ 25mm | ≤ 25mm | ≤ 25mm | >25mm | ≤ 25mm | ≤ 25mm |
| 5GHz WLAN Ant 4 | ≤ 25mm | ≤ 25mm | ≤ 25mm | >25mm | ≤ 25mm | ≤ 25mm |

| Positions for SAR tests; Hotspot mode | | | | | | |
|---|---|---|---|---|---|---|
| Antennas | Front | Back | Top Side | Bottom Side | Right Side | Left Side |
| WWAN Ant 0 | Yes | Yes | No | Yes | Yes | Yes |
| WWAN Ant 1 | Yes | Yes | Yes | No | Yes | Yes |
| WWAN Ant 2 | Yes | Yes | No | Yes | Yes | Yes |
| WWAN Ant 5 | Yes | Yes | No | Yes | Yes | Yes |
| WWAN Ant 7 | Yes | Yes | No | Yes | Yes | Yes |
| 2.4GHz WLAN Ant 3 | Yes | Yes | Yes | No | Yes | Yes |
| 2.4GHz WLAN/BT Ant 4 | Yes | Yes | Yes | No | Yes | Yes |
| 5GHz WLAN Ant 3 | Yes | Yes | Yes | No | Yes | Yes |
| 5GHz WLAN Ant 4 | Yes | Yes | Yes | No | Yes | Yes |

**General Note:**

1. Referring to KDB 941225 D06 v02r01, when the overall device length and width are ≥ 9cm*5cm, the test distance is 10 mm. SAR must be measured for all sides and surfaces with a transmitting antenna located within 25mm from that surface or edge
2. The detail antenna location refers to operation description.

# 14. SAR Test Results

**General Note:**

1. Per KDB 447498 D01v06, the reported SAR is the measured SAR value adjusted for maximum tune-up tolerance.
   a. Tune-up scaling Factor = tune-up limit power (mW) / EUT RF power (mW), where tune-up limit is the maximum rated power among all production units.
   b. For SAR testing of signal with non-100% duty cycle, the measured SAR is scaled-up by the duty cycle scaling factor which is equal to "1/(duty cycle)"
   c. For WWAN: Reported SAR(W/kg)= Measured SAR(W/kg)*Tune-up Scaling Factor
   d. For WLAN/Bluetooth: Reported SAR(W/kg)= Measured SAR(W/kg)* Duty Cycle scaling factor * Tune-up scaling factor
   e. For TDD LTE SAR measurement, the duty cycle 1:1.59 (62.9 %) was used perform testing and considering the theoretical duty cycle of 63.3% for extended cyclic prefix in the uplink, and the theoretical duty cycle of 62.9% for normal cyclic prefix in uplink, a scaling factor of extended cyclic prefix 63.3%/62.9% = 1.006 is applied to scale-up the measured SAR result. The Reported TDD LTE SAR = measured SAR (W/kg)* Tune-up Scaling Factor* scaling factor for extended cyclic prefix.
   f. For NR TDD SAR = Measured SAR(W/kg)*Tune-up Scaling Factor*transmission cycle factor
2. Per KDB 447498 D01v06, for each exposure position, testing of other required channels within the operating mode of a frequency band is not required when the reported 1-g or 10-g SAR for the mid-band or highest output power channel is:
   - ≤ 0.8 W/kg or 2.0 W/kg, for 1-g or 10-g respectively, when the transmission band is ≤ 100 MHz
   - ≤ 0.6 W/kg or 1.5 W/kg, for 1-g or 10-g respectively, when the transmission band is between 100 MHz and 200 MHz
   - ≤ 0.4 W/kg or 1.0 W/kg, for 1-g or 10-g respectively, when the transmission band is ≥ 200 MHz
3. Per KDB 865664 D01v01r04, for each frequency band, repeated SAR measurement is required only when the measured SAR is ≥0.8W/kg.
4. Per KDB 648474 D04v01r03, when the reported SAR for a body-worn accessory measured without a headset connected to the handset is ≤ 1.2 W/kg, SAR testing with a headset connected to the handset is not required.
5. Per KDB648474 D04v01r03, for smart phones with a display diagonal dimension > 15.0 cm or an overall diagonal dimension > 16.0 cm, when hotspot mode applies, 10-g product specific SAR is required only for the surfaces and edges with hotspot mode 1-g reported SAR > 1.2 W/kg, however, when power reduction applies to hotspot mode the measured SAR must be scaled to the maximum output power, including tolerance, allowed for phablet modes to compare with the 1.2 W/kg SAR test reduction threshold, for this devie the LTE B66 back side and 5.8GHz WLAN left side product specific SAR is necessary.
6. For 5.3GHz / 5.5GHz WLAN product specific SAR is necessary too, due to an overall diagonal dimension is > 16cm

**GSM Note:**

1. Per KDB 941225 D01v03r01, for SAR test reduction for GSM / GPRS / EDGE modes is determined by the source-based time-averaged output power including tune-up tolerance. The mode with highest specified time-averaged output power should be tested for SAR compliance in the applicable exposure conditions. For modes with the same specified maximum output power and tolerance, the higher number time-slot configuration should be tested. Therefore, the GPRS (4Tx slots) for GSM850/GSM1900 is considered as the primary mode.
2. Other configurations of GSM / GPRS / EDGE are considered as secondary modes. The 3G SAR test reduction procedure is applied, when the maximum output power and tune-up tolerance specified for production units in a secondary mode is ≤ ¼ dB higher than the primary mode, SAR measurement is not required for the secondary mode.

**UMTS Note:**

1. Per KDB 941225 D01v03r01, for SAR testing is measured using a 12.2 kbps RMC with TPC bits configured to all “1’s”.
2. Per KDB 941225 D01v03r01, RMC 12.2kbps setting is used to evaluate SAR. The maximum output power and tune-up tolerance specified for production units in HSDPA / HSUPA / DC-HSDPA is ≤ ¼ dB higher than RMC 12.2Kbps or when the highest reported SAR of the RMC12.2Kbps is scaled by the ratio of specified maximum output power and tune-up tolerance of HSDPA / HSUPA / DC-HSDPA to RMC12.2Kbps and the adjusted SAR is ≤ 1.2 W/kg, SAR measurement is not required for HSDPA / HSUPA / DC-HSDPA, and according to the following RF output power, the output power results of the secondary modes (HSUPA, HSDPA, DC-HSDPA) are less than ¼ dB higher than the primary modes; therefore, SAR measurement is not required for HSDPA / HSUPA / DC-HSDPA.

**CDMA Note:**

1. Per KDB 941225 D01v03r01, SAR for next to the ear head exposure is measured in RC3 with the handset configured to transmit at full rate in SO55.
2. Per KDB 941225 D01v03r01, in Hotspot mode EUT is treated as data device and SAR is tested with Ev-Do Rev 0 (RTAP 153.6kbps) as the primary mode.
3. Per KDB 941225 D01v03r01, for Body-worn accessory SAR is measured in RC3 with the handset configured in TDSO/SO32 to transmit at full rate on FCH only with all other code channels disabled. The body-worn accessory procedures in KDB Publication 447498 are applied. The 3G SAR test reduction procedure is applied to the multiple code channel configuration (FCH+SCH), with FCH only as the primary mode.

**LTE Note:**

1. Per KDB 941225 D05v02r05, start with the largest channel bandwidth and measure SAR for QPSK with 1 RB allocation, using the RB offset and required test channel combination with the highest maximum output power for RB offsets at the upper edge, middle and lower edge of each required test channel.
2. Per KDB 941225 D05v02r05, 50% RB allocation for QPSK SAR testing follows 1RB QPSK allocation procedure.
3. Per KDB 941225 D05v02r05, For QPSK with 100% RB allocation, SAR is not required when the highest maximum output power for 100 % RB allocation is less than the highest maximum output power in 50% and 1 RB allocations and the highest reported SAR for 1 RB and 50% RB allocation are ≤ 0.8 W/kg. Otherwise, SAR is measured for the highest output power channel; and if the reported SAR is > 1.45 W/kg, the remaining required test channels must also be tested.
4. Per KDB 941225 D05v02r05, 16QAM output power for each RB allocation configuration is > not ½ dB higher than the same configuration in QPSK and the reported SAR for the QPSK configuration is ≤ 1.45 W/kg; Per KDB 941225 D05v02r05, 16QAM SAR testing is not required.
5. Per KDB 941225 D05v02r05, Smaller bandwidth output power for each RB allocation configuration is > not ½ dB higher than the same configuration in the largest supported bandwidth, and the reported SAR for the largest supported bandwidth is ≤ 1.45 W/kg; Per KDB 941225 D05v02r05, smaller bandwidth SAR testing is not required.
6. For LTE B12/B26/B71 the maximum bandwidth does not support three non-overlapping channels, per KDB 941225 D05v02r05, when a device supports overlapping channel assignment in a channel bandwidth configuration, the middle channel of the group of overlapping channels should be selected for testing.
7. LTE B2/B4/B5/B17/B38 SAR test was covered by B12/B25/B26/B66/B41; according to TCB workshop, SAR test for overlapping LTE bands can be reduced if
   a. The maximum output power, including tolerance, for the smaller band is ≤ the larger band to qualify for the SAR test exclusion.
   b. The channel bandwidth and other operating parameters for the smaller band are fully supported by the larger band.
8. For UL CA, SAR was first measured with only a single carrier active in the uplink (CA non-active) for each exposure condition; the uplink CA scenario with two component carriers was additionally tested for the configuration with the highest SAR when UL CA was not acive. The SCC was configuraed with the closest available contiguous channel. The two component carriers were configured so the resource blocks are physically allocated side by side to achieve the maximum output power
9. TCB Workshop Notes, SAR tests were performed with Power Class 3 (given the specific UL/DL limitations for Power Class 2). Additionally, SAR testing for the power class condition was evaluated for the highest configuration in Power Class 3 for each test configuration to confirm the results were scalable linearly.

**5G NR Note:**

1. For 5G NR test procedure was following step similar FCC KDB 941225 D05:
   a. SAR testing start with the largest channel bandwidth and measure SAR for PI/2 BPSK with 1 RB allocation, using the RB offset and required test channel combination with the highest maximum output power for RB offsets at the upper edge, middle and lower edge of each required test channel.
   b. 50% RB allocation for PI/2 BPSK SAR testing follows 1RB PI/2 BPSK allocation procedure
   c. PI/2 BPSK with 100% RB allocation, SAR is not required when the highest maximum output power for 100 % RB allocation is less than the highest maximum output power in 50% and 1 RB allocations and the highest reported SAR for 1 RB and 50% RB allocation are ≤ 0.8 W/kg. Otherwise, SAR is measured for the highest output power channel; and if the reported SAR is > 1.45 W/kg, the remaining required test channels must also be tested.
   d. QPSK/16QAM/64QAM/256QAM output powers according to 3GPP MPR will not ½ dB higher than the same configuration in PI/2 BPSK, also reported SAR for the PI/2 BPSK configuration is less than 1.45 W/kg, QPSK/16QAM/64QAM/256QAM SAR testing are not required.
   e. Smaller bandwidth output power for each RB allocation configuration for this device will not ½ dB higher than the same configuration in the largest supported bandwidth, and the reported SAR for the largest supported bandwidth is ≤ 1.45 W/kg, smaller bandwidth SAR testing is not required for this device
   f. For 5G FR1 n5/n12/n41/n71 the maximum bandwidth does not support three non-overlapping channels, when a device supports overlapping channel assignment in a channel bandwidth configuration, the middle channel of the group of overlapping channels should be selected for testing.
   g. SAR testing for NR was performed using Factory Test Mode software to establish the connection, according to manufacturer definition for TDD actual transmission cycle is 33%, but factory test mode software is set and perform SAR with 25%, therefore, the SAR test result will be scaled up to 33%

**WLAN Note:**

1. Per KDB 248227 D01v02r02, for 2.4GHz 802.11g/n SAR testing is not required when the highest reported SAR for DSSS is adjusted by the ratio of OFDM to DSSS specified maximum output power and the adjusted SAR is ≤ 1.2 W/kg.
2. Per KDB 248227 D01v02r02, U-NII-1 SAR testing is not required when the U-NII-2A band highest reported SAR for a test configuration is ≤ 1.2 W/kg, SAR is not required for U-NII-1 band.
3. When the reported SAR of the test position is > 0.4 W/kg, SAR is repeated for the 802.11 transmission mode configuration tested in the initial test position to measure the subsequent next closet/smallest test separation distance and maximum coupling test position on the highest maximum output power channel, until the report SAR is ≤ 0.8 W/kg or all required test position are tested.
4. For all positions / configurations, when the reported SAR is > 0.8 W/kg, SAR is measured for these test positions / configurations on the subsequent next highest measured output power channel(s) until the reported SAR is ≤ 1.2 W/kg or all required channels are tested.
5. When in MIMO SAR testing, if the hot spots are separated the scaling factor would scale each hot spot based on the difference between the power for that transmit antenna and the maximum rated power, if the hot spot were not separable or too much overlap which the scaling factor is the worst case rated power/measured power across the two chains in SAR calculation.
6. During SAR testing the WLAN transmission was verified using a spectrum analyzer.

## 14.1 Head SAR

### <GSM SAR>

| Plot No. | Band | Mode | Test Position | Gap (mm) | Output Power State | Ch. | Freq. (MHz) | configure | Average Power (dBm) | Tune-Up Limit (dBm) | Tune-up Scaling Factor | Power Drift (dB) | Measured 1g SAR (W/kg) | Reported 1g SAR (W/kg) |
|---|---|---|---|---|---|---|---|---|---|---|---|---|---|---|
| | GSM850_Ant 0 | GPRS (4 Tx slots) | Right Cheek | 0mm | DSI 2/7 | 189 | 836.4 | config 0 | 27.75 | 29.50 | 1.496 | -0.14 | 0.256 | 0.383 |
| | GSM850_Ant 0 | GPRS (4 Tx slots) | Right Tilted | 0mm | DSI 2/7 | 189 | 836.4 | config 0 | 27.75 | 29.50 | 1.496 | -0.04 | 0.140 | 0.209 |
| | GSM850_Ant 0 | GPRS (4 Tx slots) | Left Cheek | 0mm | DSI 2/7 | 189 | 836.4 | config 0 | 27.75 | 29.50 | 1.496 | -0.04 | 0.264 | 0.395 |
| | GSM850_Ant 0 | GPRS (4 Tx slots) | Left Cheek | 0mm | DSI 2/7 | 128 | 824.2 | config 0 | 27.72 | 29.50 | 1.507 | -0.16 | 0.241 | 0.363 |
| | GSM850_Ant 0 | GPRS (4 Tx slots) | Left Cheek | 0mm | DSI 2/7 | 251 | 848.8 | config 0 | 27.66 | 29.50 | 1.528 | -0.09 | 0.321 | 0.490 |
| | GSM850_Ant 0 | GPRS (4 Tx slots) | Left Tilted | 0mm | DSI 2/7 | 189 | 836.4 | config 0 | 27.75 | 29.50 | 1.496 | -0.14 | 0.143 | 0.214 |
| | GSM850_Ant 1 | GPRS (4 Tx slots) | Right Cheek | 0mm | DSI 7 | 189 | 836.4 | config 1 | 26.60 | 27.90 | 1.349 | -0.03 | 0.739 | 0.997 |
| | GSM850_Ant 1 | GPRS (4 Tx slots) | Right Cheek | 0mm | DSI 7 | 128 | 824.2 | config 1 | 26.53 | 27.90 | 1.371 | -0.14 | 0.543 | 0.744 |
| | GSM850_Ant 1 | GPRS (4 Tx slots) | Right Cheek | 0mm | DSI 7 | 251 | 848.8 | config 1 | 26.39 | 27.90 | 1.416 | 0.13 | 0.653 | 0.925 |
| | GSM850_Ant 1 | GPRS (4 Tx slots) | Right Tilted | 0mm | DSI 7 | 189 | 836.4 | config 1 | 26.60 | 27.90 | 1.349 | -0.11 | 0.501 | 0.676 |
| | GSM850_Ant 1 | GPRS (4 Tx slots) | Left Cheek | 0mm | DSI 7 | 189 | 836.4 | config 1 | 26.60 | 27.90 | 1.349 | -0.17 | 0.428 | 0.577 |
| | GSM850_Ant 1 | GPRS (4 Tx slots) | Left Tilted | 0mm | DSI 7 | 189 | 836.4 | config 1 | 26.60 | 27.90 | 1.349 | -0.07 | 0.352 | 0.475 |
| | GSM850_Ant 1- | GPRS (4 Tx slots) | Right Cheek | 0mm | DSI 2 | 128 | 824.2 | config 1 | 27.55 | 28.70 | 1.303 | 0.1 | 0.851 | 1.109 |
| | GSM850_Ant 1- | GPRS (4 Tx slots) | Right Cheek | 0mm | DSI 2 | 189 | 836.4 | config 1 | 27.42 | 28.70 | 1.343 | 0.1 | 0.876 | 1.176 |
| 01 | GSM850_Ant 1- | GPRS (4 Tx slots) | Right Cheek | 0mm | DSI 2 | 251 | 848.8 | config 1 | 27.35 | 28.70 | 1.365 | -0.19 | 0.871 | 1.189 |
| | GSM850_Ant 1- | GPRS (4 Tx slots) | Right Tilted | 0mm | DSI 2 | 128 | 824.2 | config 1 | 27.55 | 28.70 | 1.303 | -0.19 | 0.541 | 0.705 |
| | GSM850_Ant 1- | GPRS (4 Tx slots) | Left Cheek | 0mm | DSI 2 | 128 | 824.2 | config 1 | 27.55 | 28.70 | 1.303 | -0.15 | 0.486 | 0.633 |
| | GSM850_Ant 1- | GPRS (4 Tx slots) | Left Tilted | 0mm | DSI 2 | 128 | 824.2 | config 1 | 27.55 | 28.70 | 1.303 | -0.19 | 0.381 | 0.497 |
| | GSM1900_Ant 2 | GPRS (4 Tx slots) | Right Cheek | 0mm | DSI 2/7 | 512 | 1850.2 | config 0 | 25.93 | 27.00 | 1.279 | -0.16 | 0.341 | 0.436 |
| | GSM1900_Ant 2 | GPRS (4 Tx slots) | Right Cheek | 0mm | DSI 2/7 | 661 | 1880 | config 0 | 25.91 | 27.00 | 1.285 | -0.19 | 0.329 | 0.423 |
| 02 | GSM1900_Ant 2 | GPRS (4 Tx slots) | Right Cheek | 0mm | DSI 2/7 | 810 | 1909.8 | config 0 | 25.19 | 27.00 | 1.517 | -0.18 | 0.312 | 0.473 |
| | GSM1900_Ant 2 | GPRS (4 Tx slots) | Right Tilted | 0mm | DSI 2/7 | 512 | 1850.2 | config 0 | 25.93 | 27.00 | 1.279 | 0.13 | 0.254 | 0.325 |
| | GSM1900_Ant 2 | GPRS (4 Tx slots) | Left Cheek | 0mm | DSI 2/7 | 512 | 1850.2 | config 0 | 25.93 | 27.00 | 1.279 | -0.05 | 0.241 | 0.308 |
| | GSM1900_Ant 2 | GPRS (4 Tx slots) | Left Tilted | 0mm | DSI 2/7 | 512 | 1850.2 | config 0 | 25.93 | 27.00 | 1.279 | -0.06 | 0.212 | 0.271 |
| | GSM1900_Ant 0 | GPRS (4 Tx slots) | Right Cheek | 0mm | DSI 2/7 | 661 | 1880 | config 1 | 25.14 | 26.50 | 1.368 | -0.14 | 0.088 | 0.120 |
| | GSM1900_Ant 0 | GPRS (4 Tx slots) | Right Tilted | 0mm | DSI 2/7 | 661 | 1880 | config 1 | 25.14 | 26.50 | 1.368 | -0.02 | 0.022 | 0.030 |
| | GSM1900_Ant 0 | GPRS (4 Tx slots) | Left Cheek | 0mm | DSI 2/7 | 661 | 1880 | config 1 | 25.14 | 26.50 | 1.368 | 0.18 | 0.166 | 0.227 |
| | GSM1900_Ant 0 | GPRS (4 Tx slots) | Left Cheek | 0mm | DSI 2/7 | 512 | 1850.2 | config 1 | 25.06 | 26.50 | 1.393 | 0.09 | 0.108 | 0.150 |
| | GSM1900_Ant 0 | GPRS (4 Tx slots) | Left Cheek | 0mm | DSI 2/7 | 810 | 1909.8 | config 1 | 24.84 | 26.50 | 1.466 | 0.13 | 0.142 | 0.208 |
| | GSM1900_Ant 0 | GPRS (4 Tx slots) | Left Tilted | 0mm | DSI 2/7 | 661 | 1880 | config 1 | 25.14 | 26.50 | 1.368 | 0.17 | 0.021 | 0.029 |

## <WCDMA SAR>

| Plot No. | Band | Mode | Test Position | Gap (mm) | Output Power State | Ch. | Freq. (MHz) | configure | Average Power (dBm) | Tune-Up Limit (dBm) | Tune-up Scaling Factor | Power Drift (dB) | Measured 1g SAR (W/kg) | Reported 1g SAR (W/kg) |
|---|---|---|---|---|---|---|---|---|---|---|---|---|---|---|
| | WCDMA II_Ant 2 | RMC 12.2Kbps | Right Cheek | 0mm | DSI 2/7 | 9400 | 1880 | config 0 | 24.58 | 25.70 | 1.294 | -0.11 | 0.604 | 0.782 |
| | WCDMA II_Ant 2 | RMC 12.2Kbps | Right Cheek | 0mm | DSI 2/7 | 9262 | 1852.4 | config 0 | 24.57 | 25.70 | 1.297 | 0.03 | 0.544 | 0.706 |
| 03 | WCDMA II_Ant 2 | RMC 12.2Kbps | Right Cheek | 0mm | DSI 2/7 | 9538 | 1907.6 | config 0 | 24.41 | 25.70 | 1.346 | 0.01 | 0.637 | 0.857 |
| | WCDMA II_Ant 2 | RMC 12.2Kbps | Right Tilted | 0mm | DSI 2/7 | 9400 | 1880 | config 0 | 24.58 | 25.70 | 1.294 | -0.04 | 0.375 | 0.485 |
| | WCDMA II_Ant 2 | RMC 12.2Kbps | Left Cheek | 0mm | DSI 2/7 | 9400 | 1880 | config 0 | 24.58 | 25.70 | 1.294 | 0.03 | 0.345 | 0.446 |
| | WCDMA II_Ant 2 | RMC 12.2Kbps | Left Tilted | 0mm | DSI 2/7 | 9400 | 1880 | config 0 | 24.58 | 25.70 | 1.294 | -0.05 | 0.352 | 0.456 |
| | WCDMA II_Ant 0 | RMC 12.2Kbps | Right Cheek | 0mm | DSI 2/7 | 9262 | 1852.4 | config 1 | 24.46 | 25.70 | 1.330 | -0.07 | 0.145 | 0.193 |
| | WCDMA II_Ant 0 | RMC 12.2Kbps | Right Cheek | 0mm | DSI 2/7 | 9400 | 1880 | config 1 | 24.39 | 25.70 | 1.352 | 0.14 | 0.202 | 0.273 |
| | WCDMA II_Ant 0 | RMC 12.2Kbps | Right Cheek | 0mm | DSI 2/7 | 9538 | 1907.6 | config 1 | 24.27 | 25.70 | 1.390 | 0.03 | 0.285 | 0.396 |
| | WCDMA II_Ant 0 | RMC 12.2Kbps | Right Tilted | 0mm | DSI 2/7 | 9262 | 1852.4 | config 1 | 24.46 | 25.70 | 1.330 | 0.06 | 0.045 | 0.060 |
| | WCDMA II_Ant 0 | RMC 12.2Kbps | Left Cheek | 0mm | DSI 2/7 | 9262 | 1852.4 | config 1 | 24.46 | 25.70 | 1.330 | 0.01 | 0.079 | 0.105 |
| | WCDMA II_Ant 0 | RMC 12.2Kbps | Left Tilted | 0mm | DSI 2/7 | 9262 | 1852.4 | config 1 | 24.46 | 25.70 | 1.330 | 0.02 | 0.070 | 0.093 |
| | WCDMA IV_Ant 2 | RMC 12.2Kbps | Right Cheek | 0mm | DSI 2/7 | 1413 | 1732.6 | config 0 | 24.74 | 25.70 | 1.247 | 0.09 | 0.418 | 0.521 |
| | WCDMA IV_Ant 2 | RMC 12.2Kbps | Right Cheek | 0mm | DSI 2/7 | 1312 | 1712.4 | config 0 | 24.70 | 25.70 | 1.259 | 0.09 | 0.393 | 0.495 |
| 04 | WCDMA IV_Ant 2 | RMC 12.2Kbps | Right Cheek | 0mm | DSI 2/7 | 1513 | 1752.6 | config 0 | 24.67 | 25.70 | 1.268 | 0.07 | 0.455 | 0.577 |
| | WCDMA IV_Ant 2 | RMC 12.2Kbps | Right Tilted | 0mm | DSI 2/7 | 1413 | 1732.6 | config 0 | 24.74 | 25.70 | 1.247 | 0.04 | 0.302 | 0.377 |
| | WCDMA IV_Ant 2 | RMC 12.2Kbps | Left Cheek | 0mm | DSI 2/7 | 1413 | 1732.6 | config 0 | 24.74 | 25.70 | 1.247 | 0.18 | 0.348 | 0.434 |
| | WCDMA IV_Ant 2 | RMC 12.2Kbps | Left Tilted | 0mm | DSI 2/7 | 1413 | 1732.6 | config 0 | 24.74 | 25.70 | 1.247 | 0.07 | 0.286 | 0.357 |
| | WCDMA IV_Ant 0 | RMC 12.2Kbps | Right Cheek | 0mm | DSI 2/7 | 1413 | 1732.6 | config 1 | 24.65 | 25.70 | 1.274 | 0.06 | 0.105 | 0.134 |
| | WCDMA IV_Ant 0 | RMC 12.2Kbps | Right Cheek | 0mm | DSI 2/7 | 1312 | 1712.4 | config 1 | 24.63 | 25.70 | 1.279 | 0.06 | 0.046 | 0.059 |
| | WCDMA IV_Ant 0 | RMC 12.2Kbps | Right Cheek | 0mm | DSI 2/7 | 1513 | 1752.6 | config 1 | 24.62 | 25.70 | 1.282 | 0.11 | 0.046 | 0.059 |
| | WCDMA IV_Ant 0 | RMC 12.2Kbps | Right Tilted | 0mm | DSI 2/7 | 1413 | 1732.6 | config 1 | 24.65 | 25.70 | 1.274 | 0.14 | 0.086 | 0.110 |
| | WCDMA IV_Ant 0 | RMC 12.2Kbps | Left Cheek | 0mm | DSI 2/7 | 1413 | 1732.6 | config 1 | 24.65 | 25.70 | 1.274 | 0.15 | 0.066 | 0.084 |
| | WCDMA IV_Ant 0 | RMC 12.2Kbps | Left Tilted | 0mm | DSI 2/7 | 1413 | 1732.6 | config 1 | 24.65 | 25.70 | 1.274 | 0.11 | 0.028 | 0.035 |
| | WCDMA V_Ant 0 | RMC 12.2Kbps | Right Cheek | 0mm | DSI 2/7 | 4182 | 836.4 | config 0 | 24.07 | 25.00 | 1.239 | -0.02 | 0.277 | 0.343 |
| | WCDMA V_Ant 0 | RMC 12.2Kbps | Right Cheek | 0mm | DSI 2/7 | 4132 | 826.4 | config 0 | 24.02 | 25.00 | 1.253 | -0.05 | 0.273 | 0.342 |
| | WCDMA V_Ant 0 | RMC 12.2Kbps | Right Cheek | 0mm | DSI 2/7 | 4233 | 846.6 | config 0 | 24.06 | 25.00 | 1.242 | -0.06 | 0.312 | 0.387 |
| | WCDMA V_Ant 0 | RMC 12.2Kbps | Right Tilted | 0mm | DSI 2/7 | 4182 | 836.4 | config 0 | 24.07 | 25.00 | 1.239 | -0.01 | 0.140 | 0.173 |
| | WCDMA V_Ant 0 | RMC 12.2Kbps | Left Cheek | 0mm | DSI 2/7 | 4182 | 836.4 | config 0 | 24.07 | 25.00 | 1.239 | -0.07 | 0.272 | 0.337 |
| | WCDMA V_Ant 0 | RMC 12.2Kbps | Left Tilted | 0mm | DSI 2/7 | 4182 | 836.4 | config 0 | 24.07 | 25.00 | 1.239 | 0.01 | 0.142 | 0.176 |
| | WCDMA V_Ant 1 | RMC 12.2Kbps | Right Cheek | 0mm | DSI 7 | 4182 | 836.4 | config 1 | 22.73 | 23.50 | 1.194 | 0.08 | 0.834 | 0.996 |
| | WCDMA V_Ant 1 | RMC 12.2Kbps | Right Cheek | 0mm | DSI 7 | 4132 | 826.4 | config 1 | 22.61 | 23.50 | 1.227 | 0.09 | 0.810 | 0.994 |
| | WCDMA V_Ant 1 | RMC 12.2Kbps | Right Cheek | 0mm | DSI 7 | 4233 | 846.6 | config 1 | 22.69 | 23.50 | 1.205 | 0.1 | 0.827 | 0.997 |
| | WCDMA V_Ant 1 | RMC 12.2Kbps | Right Tilted | 0mm | DSI 7 | 4182 | 836.4 | config 1 | 22.73 | 23.50 | 1.194 | -0.12 | 0.543 | 0.648 |
| | WCDMA V_Ant 1 | RMC 12.2Kbps | Left Cheek | 0mm | DSI 7 | 4182 | 836.4 | config 1 | 22.73 | 23.50 | 1.194 | -0.11 | 0.479 | 0.572 |
| | WCDMA V_Ant 1 | RMC 12.2Kbps | Left Tilted | 0mm | DSI 7 | 4182 | 836.4 | config 1 | 22.73 | 23.50 | 1.194 | -0.05 | 0.389 | 0.464 |
| | WCDMA V_Ant 1 | RMC 12.2Kbps | Right Cheek | 0mm | DSI 2 | 4182 | 836.4 | config 1 | 22.73 | 24.30 | 1.435 | 0.08 | 0.834 | 1.197 |
| | WCDMA V_Ant 1 | RMC 12.2Kbps | Right Cheek | 0mm | DSI 2 | 4132 | 826.4 | config 1 | 22.61 | 24.30 | 1.476 | 0.09 | 0.810 | 1.195 |
| 05 | WCDMA V_Ant 1 | RMC 12.2Kbps | Right Cheek | 0mm | DSI 2 | 4233 | 846.6 | config 1 | 22.69 | 24.30 | 1.449 | 0.1 | 0.827 | 1.198 |
| | WCDMA V_Ant 1 | RMC 12.2Kbps | Right Tilted | 0mm | DSI 2 | 4182 | 836.4 | config 1 | 22.73 | 24.30 | 1.435 | -0.12 | 0.543 | 0.779 |
| | WCDMA V_Ant 1 | RMC 12.2Kbps | Left Cheek | 0mm | DSI 2 | 4182 | 836.4 | config 1 | 22.73 | 24.30 | 1.435 | -0.11 | 0.479 | 0.688 |
| | WCDMA V_Ant 1 | RMC 12.2Kbps | Left Tilted | 0mm | DSI 2 | 4182 | 836.4 | config 1 | 22.73 | 24.30 | 1.435 | -0.05 | 0.389 | 0.558 |

## <CDMA SAR>

| Plot No. | Band | Mode | Test Position | Gap (mm) | Output Power State | Ch. | Freq. (MHz) | configure | Average Power (dBm) | Tune-Up Limit (dBm) | Tune-up Scaling Factor | Power Drift (dB) | Measured 1g SAR (W/kg) | Reported 1g SAR (W/kg) |
|---|---|---|---|---|---|---|---|---|---|---|---|---|---|---|
| | CDMA BC0_Ant 0 | 1xRTT RC3 SO55 | Right Cheek | 0mm | DSI 2/7 | 384 | 836.52 | config 0 | 24.30 | 25.50 | 1.318 | -0.08 | 0.353 | 0.465 |
| | CDMA BC0_Ant 0 | 1xRTT RC3 SO55 | Right Cheek | 0mm | DSI 2/7 | 1013 | 824.7 | config 0 | 24.22 | 25.50 | 1.343 | -0.07 | 0.337 | 0.453 |
| | CDMA BC0_Ant 0 | 1xRTT RC3 SO55 | Right Cheek | 0mm | DSI 2/7 | 777 | 848.31 | config 0 | 23.80 | 25.50 | 1.479 | -0.04 | 0.392 | 0.580 |
| | CDMA BC0_Ant 0 | 1xRTT RC3 SO55 | Right Tilted | 0mm | DSI 2/7 | 384 | 836.52 | config 0 | 24.30 | 25.50 | 1.318 | 0.02 | 0.187 | 0.247 |
| | CDMA BC0_Ant 0 | 1xRTT RC3 SO55 | Left Cheek | 0mm | DSI 2/7 | 384 | 836.52 | config 0 | 24.30 | 25.50 | 1.318 | 0 | 0.327 | 0.431 |
| | CDMA BC0_Ant 0 | 1xRTT RC3 SO55 | Left Tilted | 0mm | DSI 2/7 | 384 | 836.52 | config 0 | 24.30 | 25.50 | 1.318 | 0 | 0.185 | 0.244 |
| | CDMA BC0_Ant 1 | 1xRTT RC3 SO55 | Right Cheek | 0mm | DSI 7 | 384 | 836.52 | config 1 | 22.76 | 23.80 | 1.271 | -0.11 | 0.737 | 0.936 |
| | CDMA BC0_Ant 1 | 1xRTT RC3 SO55 | Right Cheek | 0mm | DSI 7 | 1013 | 824.7 | config 1 | 22.67 | 23.80 | 1.297 | -0.07 | 0.674 | 0.874 |
| | CDMA BC0_Ant 1 | 1xRTT RC3 SO55 | Right Cheek | 0mm | DSI 7 | 777 | 848.31 | config 1 | 22.70 | 23.80 | 1.288 | -0.08 | 0.763 | 0.983 |
| | CDMA BC0_Ant 1 | 1xRTT RC3 SO55 | Right Tilted | 0mm | DSI 7 | 384 | 836.52 | config 1 | 22.76 | 23.80 | 1.271 | 0 | 0.493 | 0.626 |
| | CDMA BC0_Ant 1 | 1xRTT RC3 SO55 | Left Cheek | 0mm | DSI 7 | 384 | 836.52 | config 1 | 22.76 | 23.80 | 1.271 | 0.04 | 0.385 | 0.489 |
| | CDMA BC0_Ant 1 | 1xRTT RC3 SO55 | Left Tilted | 0mm | DSI 7 | 384 | 836.52 | config 1 | 22.76 | 23.80 | 1.271 | -0.02 | 0.304 | 0.386 |
| | CDMA BC0_Ant 1 | 1xRTT RC3 SO55 | Right Cheek | 0mm | DSI 2 | 384 | 836.52 | config 1 | 22.76 | 24.60 | 1.528 | -0.11 | 0.737 | 1.126 |
| | CDMA BC0_Ant 1 | 1xRTT RC3 SO55 | Right Cheek | 0mm | DSI 2 | 1013 | 824.7 | config 1 | 22.67 | 24.60 | 1.560 | -0.07 | 0.674 | 1.051 |
| 06 | CDMA BC0_Ant 1 | 1xRTT RC3 SO55 | Right Cheek | 0mm | DSI 2 | 777 | 848.31 | config 1 | 22.70 | 24.60 | 1.549 | -0.08 | 0.763 | 1.182 |
| | CDMA BC0_Ant 1 | 1xRTT RC3 SO55 | Right Tilted | 0mm | DSI 2 | 384 | 836.52 | config 1 | 22.76 | 24.60 | 1.528 | 0 | 0.493 | 0.753 |
| | CDMA BC0_Ant 1 | 1xRTT RC3 SO55 | Left Cheek | 0mm | DSI 2 | 384 | 836.52 | config 1 | 22.76 | 24.60 | 1.528 | 0.04 | 0.385 | 0.588 |
| | CDMA BC0_Ant 1 | 1xRTT RC3 SO55 | Left Tilted | 0mm | DSI 2 | 384 | 836.52 | config 1 | 22.76 | 24.60 | 1.528 | -0.02 | 0.304 | 0.464 |
| | CDMA BC1_Ant 2 | 1xRTT RC3 SO55 | Right Cheek | 0mm | DSI 2/7 | 600 | 1880 | config 0 | 24.67 | 25.50 | 1.211 | -0.13 | 0.621 | 0.752 |
| | CDMA BC1_Ant 2 | 1xRTT RC3 SO55 | Right Cheek | 0mm | DSI 2/7 | 25 | 1851.25 | config 0 | 24.62 | 25.50 | 1.225 | 0.17 | 0.547 | 0.670 |
| 07 | CDMA BC1_Ant 2 | 1xRTT RC3 SO55 | Right Cheek | 0mm | DSI 2/7 | 1175 | 1908.75 | config 0 | 24.59 | 25.50 | 1.233 | 0.03 | 0.691 | 0.852 |
| | CDMA BC1_Ant 2 | 1xRTT RC3 SO55 | Right Tilted | 0mm | DSI 2/7 | 600 | 1880 | config 0 | 24.67 | 25.50 | 1.211 | 0.03 | 0.212 | 0.257 |
| | CDMA BC1_Ant 2 | 1xRTT RC3 SO55 | Left Cheek | 0mm | DSI 2/7 | 600 | 1880 | config 0 | 24.67 | 25.50 | 1.211 | -0.04 | 0.111 | 0.134 |
| | CDMA BC1_Ant 2 | 1xRTT RC3 SO55 | Left Tilted | 0mm | DSI 2/7 | 600 | 1880 | config 0 | 24.67 | 25.50 | 1.211 | 0.12 | 0.083 | 0.100 |
| | CDMA BC1_Ant 0 | 1xRTT RC3 SO55 | Right Cheek | 0mm | DSI 2/7 | 25 | 1851.25 | config 1 | 24.58 | 25.50 | 1.236 | 0.16 | 0.154 | 0.190 |
| | CDMA BC1_Ant 0 | 1xRTT RC3 SO55 | Right Cheek | 0mm | DSI 2/7 | 600 | 1880 | config 1 | 24.47 | 25.50 | 1.268 | 0 | 0.159 | 0.202 |
| | CDMA BC1_Ant 0 | 1xRTT RC3 SO55 | Right Cheek | 0mm | DSI 2/7 | 1175 | 1908.75 | config 1 | 24.25 | 25.50 | 1.334 | 0.02 | 0.098 | 0.131 |
| | CDMA BC1_Ant 0 | 1xRTT RC3 SO55 | Right Tilted | 0mm | DSI 2/7 | 25 | 1851.25 | config 1 | 24.58 | 25.50 | 1.236 | -0.05 | 0.034 | 0.042 |
| | CDMA BC1_Ant 0 | 1xRTT RC3 SO55 | Left Cheek | 0mm | DSI 2/7 | 25 | 1851.25 | config 1 | 24.58 | 25.50 | 1.236 | -0.11 | 0.076 | 0.094 |
| | CDMA BC1_Ant 0 | 1xRTT RC3 SO55 | Left Tilted | 0mm | DSI 2/7 | 25 | 1851.25 | config 1 | 24.58 | 25.50 | 1.236 | 0.02 | 0.046 | 0.057 |
| | CDMA BC10_Ant 0 | 1xRTT RC3 SO55 | Right Cheek | 0mm | DSI 2/7 | 580 | 820.5 | config 0 | 24.33 | 25.50 | 1.309 | -0.05 | 0.331 | 0.433 |
| | CDMA BC10_Ant 0 | 1xRTT RC3 SO55 | Right Tilted | 0mm | DSI 2/7 | 580 | 820.5 | config 0 | 24.33 | 25.50 | 1.309 | 0.01 | 0.182 | 0.238 |
| | CDMA BC10_Ant 0 | 1xRTT RC3 SO55 | Left Cheek | 0mm | DSI 2/7 | 580 | 820.5 | config 0 | 24.33 | 25.50 | 1.309 | -0.01 | 0.312 | 0.408 |
| | CDMA BC10_Ant 0 | 1xRTT RC3 SO55 | Left Tilted | 0mm | DSI 2/7 | 580 | 820.5 | config 0 | 24.33 | 25.50 | 1.309 | 0.01 | 0.183 | 0.240 |
| | CDMA BC10_Ant 1 | 1xRTT RC3 SO55 | Right Cheek | 0mm | DSI 7 | 580 | 820.5 | config 1 | 22.72 | 23.90 | 1.312 | -0.13 | 0.642 | 0.842 |
| | CDMA BC10_Ant 1 | 1xRTT RC3 SO55 | Right Tilted | 0mm | DSI 7 | 580 | 820.5 | config 1 | 22.72 | 23.90 | 1.312 | -0.11 | 0.434 | 0.569 |
| | CDMA BC10_Ant 1 | 1xRTT RC3 SO55 | Left Cheek | 0mm | DSI 7 | 580 | 820.5 | config 1 | 22.72 | 23.90 | 1.312 | -0.06 | 0.364 | 0.478 |
| | CDMA BC10_Ant 1 | 1xRTT RC3 SO55 | Left Tilted | 0mm | DSI 7 | 580 | 820.5 | config 1 | 22.72 | 23.90 | 1.312 | 0 | 0.290 | 0.381 |
| 08 | CDMA BC10_Ant 1- | 1xRTT RC3 SO55 | Right Cheek | 0mm | DSI 2 | 580 | 820.5 | config 1 | 22.72 | 24.70 | 1.578 | -0.13 | 0.642 | 1.013 |
| | CDMA BC10_Ant 1- | 1xRTT RC3 SO55 | Right Tilted | 0mm | DSI 2 | 580 | 820.5 | config 1 | 22.72 | 24.70 | 1.578 | -0.11 | 0.434 | 0.685 |
| | CDMA BC10_Ant 1- | 1xRTT RC3 SO55 | Left Cheek | 0mm | DSI 2 | 580 | 820.5 | config 1 | 22.72 | 24.70 | 1.578 | -0.06 | 0.364 | 0.574 |
| | CDMA BC10_Ant 1- | 1xRTT RC3 SO55 | Left Tilted | 0mm | DSI 2 | 580 | 820.5 | config 1 | 22.72 | 24.70 | 1.578 | 0 | 0.290 | 0.458 |

## <FDD LTE SAR>

| Plot No. | Band | BW (MHz) | Modulation | RB Size | RB offset | Test Position | Gap (mm) | Output Power State | Ch. | Freq. (MHz) | configure | Average Power (dBm) | Tune-Up Limit (dBm) | Tune-up Scaling Factor | Power Drift (dB) | Measured 1g SAR (W/kg) | Reported 1g SAR (W/kg) |
|---|---|---|---|---|---|---|---|---|---|---|---|---|---|---|---|---|---|
| | LTE Band 7_Ant 2 | 20M | QPSK | 1 | 99 | Right Cheek | 0mm | DSI 2/7 | 20850 | 2510 | config 0 | 24.98 | 25.70 | 1.180 | 0.05 | 0.282 | 0.333 |
| | LTE Band 7_Ant 2 | 20M | QPSK | 1 | 99 | Right Cheek | 0mm | DSI 2/7 | 21100 | 2535 | config 0 | 24.85 | 25.70 | 1.216 | 0.12 | 0.224 | 0.272 |
| | LTE Band 7_Ant 2 | 20M | QPSK | 1 | 0 | Right Cheek | 0mm | DSI 2/7 | 21350 | 2560 | config 0 | 24.61 | 25.70 | 1.285 | 0.16 | 0.178 | 0.229 |
| | LTE Band 7_Ant 2 | 20M | QPSK | 50 | 24 | Right Cheek | 0mm | DSI 2/7 | 20850 | 2510 | config 0 | 24.04 | 24.70 | 1.164 | -0.14 | 0.241 | 0.281 |
| | LTE Band 7_Ant 2 | 20M | QPSK | 1 | 99 | Right Tilted | 0mm | DSI 2/7 | 20850 | 2510 | config 0 | 24.98 | 25.70 | 1.180 | 0.12 | 0.106 | 0.125 |
| | LTE Band 7_Ant 2 | 20M | QPSK | 50 | 24 | Right Tilted | 0mm | DSI 2/7 | 20850 | 2510 | config 0 | 24.04 | 24.70 | 1.164 | 0.06 | 0.083 | 0.097 |
| | LTE Band 7_Ant 2 | 20M | QPSK | 1 | 99 | Left Cheek | 0mm | DSI 2/7 | 20850 | 2510 | config 0 | 24.98 | 25.70 | 1.180 | 0.09 | 0.217 | 0.256 |
| | LTE Band 7_Ant 2 | 20M | QPSK | 50 | 24 | Left Cheek | 0mm | DSI 2/7 | 20850 | 2510 | config 0 | 24.04 | 24.70 | 1.164 | 0.04 | 0.178 | 0.207 |
| | LTE Band 7_Ant 2 | 20M | QPSK | 1 | 99 | Left Tilted | 0mm | DSI 2/7 | 20850 | 2510 | config 0 | 24.98 | 25.70 | 1.180 | 0.08 | 0.194 | 0.229 |
| | LTE Band 7_Ant 2 | 20M | QPSK | 50 | 24 | Left Tilted | 0mm | DSI 2/7 | 20850 | 2510 | config 0 | 24.04 | 24.70 | 1.164 | 0.02 | 0.153 | 0.178 |
| | LTE Band 7C_Ant 2 | 20M | QPSK | 1 | 99 | Right Cheek | 0mm | DSI 2/7 | 20850+21048 | 2510 | config 0 | 24.90 | 25.70 | 1.202 | 0.01 | 0.269 | 0.323 |
| | LTE Band 7_Ant 0 | 20M | QPSK | 1 | 99 | Right Cheek | 0mm | DSI 2/7 | 20850 | 2510 | config 1 | 24.55 | 25.70 | 1.303 | 0.11 | 0.280 | 0.365 |
| | LTE Band 7_Ant 0 | 20M | QPSK | 50 | 24 | Right Cheek | 0mm | DSI 2/7 | 20850 | 2510 | config 1 | 23.69 | 24.70 | 1.262 | 0.12 | 0.234 | 0.295 |
| | LTE Band 7_Ant 0 | 20M | QPSK | 1 | 99 | Right Tilted | 0mm | DSI 2/7 | 20850 | 2510 | config 1 | 24.55 | 25.70 | 1.303 | 0.07 | 0.065 | 0.085 |
| | LTE Band 7_Ant 0 | 20M | QPSK | 50 | 24 | Right Tilted | 0mm | DSI 2/7 | 20850 | 2510 | config 1 | 23.69 | 24.70 | 1.262 | 0.13 | 0.049 | 0.062 |
| | LTE Band 7_Ant 0 | 20M | QPSK | 1 | 99 | Left Cheek | 0mm | DSI 2/7 | 20850 | 2510 | config 1 | 24.55 | 25.70 | 1.303 | 0.02 | 0.383 | 0.499 |
| | LTE Band 7_Ant 0 | 20M | QPSK | 1 | 99 | Left Cheek | 0mm | DSI 2/7 | 21100 | 2535 | config 1 | 24.46 | 25.70 | 1.330 | 0.14 | 0.454 | 0.604 |
| 09 | LTE Band 7_Ant 0 | 20M | QPSK | 1 | 99 | Left Cheek | 0mm | DSI 2/7 | 21350 | 2560 | config 1 | 24.25 | 25.70 | 1.396 | 0.1 | 0.461 | 0.644 |
| | LTE Band 7_Ant 0 | 20M | QPSK | 50 | 24 | Left Cheek | 0mm | DSI 2/7 | 20850 | 2510 | config 1 | 23.69 | 24.70 | 1.262 | 0.08 | 0.311 | 0.392 |
| | LTE Band 7_Ant 0 | 20M | QPSK | 1 | 99 | Left Tilted | 0mm | DSI 2/7 | 20850 | 2510 | config 1 | 24.55 | 25.70 | 1.303 | 0.06 | 0.119 | 0.155 |
| | LTE Band 7_Ant 0 | 20M | QPSK | 50 | 24 | Left Tilted | 0mm | DSI 2/7 | 20850 | 2510 | config 1 | 23.69 | 24.70 | 1.262 | 0.13 | 0.110 | 0.139 |
| | LTE Band 7C_Ant 0 | 20M | QPSK | 1 | 0 | Left Cheek | 0mm | DSI 2/7 | 21100+20902 | 2535 | config 1 | 25.09 | 25.70 | 1.151 | 0.03 | 0.389 | 0.448 |
| | LTE Band 12_Ant 0 | 10M | QPSK | 1 | 0 | Right Cheek | 0mm | DSI 2/7 | 23095 | 707.5 | config 0 | 24.52 | 25.70 | 1.312 | 0.02 | 0.238 | 0.312 |
| | LTE Band 12_Ant 0 | 10M | QPSK | 25 | 12 | Right Cheek | 0mm | DSI 2/7 | 23095 | 707.5 | config 0 | 23.69 | 24.70 | 1.262 | -0.02 | 0.186 | 0.235 |
| | LTE Band 12_Ant 0 | 10M | QPSK | 1 | 0 | Right Tilted | 0mm | DSI 2/7 | 23095 | 707.5 | config 0 | 24.52 | 25.70 | 1.312 | 0.04 | 0.118 | 0.155 |
| | LTE Band 12_Ant 0 | 10M | QPSK | 25 | 12 | Right Tilted | 0mm | DSI 2/7 | 23095 | 707.5 | config 0 | 23.69 | 24.70 | 1.262 | 0.04 | 0.094 | 0.119 |
| | LTE Band 12_Ant 0 | 10M | QPSK | 1 | 0 | Left Cheek | 0mm | DSI 2/7 | 23095 | 707.5 | config 0 | 24.52 | 25.70 | 1.312 | -0.09 | 0.277 | 0.363 |
| | LTE Band 12_Ant 0 | 10M | QPSK | 25 | 12 | Left Cheek | 0mm | DSI 2/7 | 23095 | 707.5 | config 0 | 23.69 | 24.70 | 1.262 | 0.01 | 0.211 | 0.266 |
| | LTE Band 12_Ant 0 | 10M | QPSK | 1 | 0 | Left Tilted | 0mm | DSI 2/7 | 23095 | 707.5 | config 0 | 24.52 | 25.70 | 1.312 | 0 | 0.129 | 0.169 |
| | LTE Band 12_Ant 0 | 10M | QPSK | 25 | 12 | Left Tilted | 0mm | DSI 2/7 | 23095 | 707.5 | config 0 | 23.69 | 24.70 | 1.262 | -0.01 | 0.110 | 0.139 |
| | LTE Band 12_Ant 1 | 10M | QPSK | 1 | 49 | Right Cheek | 0mm | DSI 7 | 23095 | 707.5 | config 1 | 24.15 | 25.50 | 1.365 | 0.01 | 0.665 | 0.907 |
| | LTE Band 12_Ant 1 | 10M | QPSK | 25 | 12 | Right Cheek | 0mm | DSI 7 | 23095 | 707.5 | config 1 | 23.25 | 24.50 | 1.334 | -0.07 | 0.551 | 0.735 |
| | LTE Band 12_Ant 1 | 10M | QPSK | 50 | 0 | Right Cheek | 0mm | DSI 7 | 23095 | 707.5 | config 1 | 23.24 | 24.50 | 1.337 | -0.04 | 0.536 | 0.716 |
| | LTE Band 12_Ant 1 | 10M | QPSK | 1 | 49 | Right Tilted | 0mm | DSI 7 | 23095 | 707.5 | config 1 | 24.15 | 25.50 | 1.365 | -0.04 | 0.486 | 0.663 |
| | LTE Band 12_Ant 1 | 10M | QPSK | 25 | 12 | Right Tilted | 0mm | DSI 7 | 23095 | 707.5 | config 1 | 23.25 | 24.50 | 1.334 | -0.05 | 0.385 | 0.513 |
| | LTE Band 12_Ant 1 | 10M | QPSK | 1 | 49 | Left Cheek | 0mm | DSI 7 | 23095 | 707.5 | config 1 | 24.15 | 25.50 | 1.365 | -0.03 | 0.333 | 0.454 |
| | LTE Band 12_Ant 1 | 10M | QPSK | 25 | 12 | Left Cheek | 0mm | DSI 7 | 23095 | 707.5 | config 1 | 23.25 | 24.50 | 1.334 | -0.06 | 0.260 | 0.347 |
| | LTE Band 12_Ant 1 | 10M | QPSK | 1 | 49 | Left Tilted | 0mm | DSI 7 | 23095 | 707.5 | config 1 | 24.15 | 25.50 | 1.365 | -0.03 | 0.241 | 0.329 |
| | LTE Band 12_Ant 1 | 10M | QPSK | 25 | 12 | Left Tilted | 0mm | DSI 7 | 23095 | 707.5 | config 1 | 23.25 | 24.50 | 1.334 | 0.02 | 0.188 | 0.251 |
| 10 | LTE Band 12_Ant 1 | 10M | QPSK | 1 | 49 | Right Cheek | 0mm | DSI 2 | 23095 | 707.5 | config 1 | 24.15 | 25.70 | 1.429 | 0.01 | 0.665 | 0.950 |
| | LTE Band 12_Ant 1 | 10M | QPSK | 25 | 12 | Right Cheek | 0mm | DSI 2 | 23095 | 707.5 | config 1 | 23.25 | 24.70 | 1.396 | -0.07 | 0.551 | 0.769 |
| | LTE Band 12_Ant 1 | 10M | QPSK | 50 | 0 | Right Cheek | 0mm | DSI 2 | 23095 | 707.5 | config 1 | 23.24 | 24.70 | 1.400 | -0.04 | 0.536 | 0.750 |
| | LTE Band 12_Ant 1 | 10M | QPSK | 1 | 49 | Right Tilted | 0mm | DSI 2 | 23095 | 707.5 | config 1 | 24.15 | 25.70 | 1.429 | -0.04 | 0.486 | 0.694 |
| | LTE Band 12_Ant 1 | 10M | QPSK | 25 | 12 | Right Tilted | 0mm | DSI 2 | 23095 | 707.5 | config 1 | 23.25 | 24.70 | 1.396 | -0.05 | 0.385 | 0.538 |
| | LTE Band 12_Ant 1 | 10M | QPSK | 1 | 49 | Left Cheek | 0mm | DSI 2 | 23095 | 707.5 | config 1 | 24.15 | 25.70 | 1.429 | -0.03 | 0.333 | 0.476 |
| | LTE Band 12_Ant 1 | 10M | QPSK | 25 | 12 | Left Cheek | 0mm | DSI 2 | 23095 | 707.5 | config 1 | 23.25 | 24.70 | 1.396 | -0.06 | 0.260 | 0.363 |
| | LTE Band 12_Ant 1 | 10M | QPSK | 1 | 49 | Left Tilted | 0mm | DSI 2 | 23095 | 707.5 | config 1 | 24.15 | 25.70 | 1.429 | -0.03 | 0.241 | 0.344 |
| | LTE Band 12_Ant 1 | 10M | QPSK | 25 | 12 | Left Tilted | 0mm | DSI 2 | 23095 | 707.5 | config 1 | 23.25 | 24.70 | 1.396 | 0.02 | 0.188 | 0.263 |

| Plot No. | Band | BW (MHz) | Modulation | RB Size | RB offset | Test Position | Gap (mm) | Output Power State | Ch. | Freq. (MHz) | configure | Average Power (dBm) | Tune-Up Limit (dBm) | Tune-up Scaling Factor | Power Drift (dB) | Measured 1g SAR (W/kg) | Reported 1g SAR (W/kg) |
|---|---|---|---|---|---|---|---|---|---|---|---|---|---|---|---|---|---|
| | LTE Band 13_Ant 0 | 10M | QPSK | 1 | 49 | Right Cheek | 0mm | DSI 2/7 | 23230 | 782 | config 0 | 23.99 | 25.20 | 1.321 | -0.03 | 0.307 | 0.406 |
| | LTE Band 13_Ant 0 | 10M | QPSK | 25 | 12 | Right Cheek | 0mm | DSI 2/7 | 23230 | 782 | config 0 | 23.00 | 24.20 | 1.318 | 0 | 0.253 | 0.334 |
| | LTE Band 13_Ant 0 | 10M | QPSK | 1 | 49 | Right Tilted | 0mm | DSI 2/7 | 23230 | 782 | config 0 | 23.99 | 25.20 | 1.321 | -0.03 | 0.176 | 0.233 |
| | LTE Band 13_Ant 0 | 10M | QPSK | 25 | 12 | Right Tilted | 0mm | DSI 2/7 | 23230 | 782 | config 0 | 23.00 | 24.20 | 1.318 | 0.02 | 0.144 | 0.190 |
| | LTE Band 13_Ant 0 | 10M | QPSK | 1 | 49 | Left Cheek | 0mm | DSI 2/7 | 23230 | 782 | config 0 | 23.99 | 25.20 | 1.321 | -0.13 | 0.307 | 0.406 |
| | LTE Band 13_Ant 0 | 10M | QPSK | 25 | 12 | Left Cheek | 0mm | DSI 2/7 | 23230 | 782 | config 0 | 23.00 | 24.20 | 1.318 | -0.16 | 0.166 | 0.219 |
| | LTE Band 13_Ant 0 | 10M | QPSK | 1 | 49 | Left Tilted | 0mm | DSI 2/7 | 23230 | 782 | config 0 | 23.99 | 25.20 | 1.321 | 0.05 | 0.185 | 0.244 |
| | LTE Band 13_Ant 0 | 10M | QPSK | 25 | 12 | Left Tilted | 0mm | DSI 2/7 | 23230 | 782 | config 0 | 23.00 | 24.20 | 1.318 | 0.05 | 0.156 | 0.206 |
| 11 | LTE Band 13_Ant 1 | 10M | QPSK | 1 | 0 | Right Cheek | 0mm | DSI 2/7 | 23230 | 782 | config 1 | 24.05 | 25.20 | 1.303 | 0.04 | 0.431 | 0.562 |
| | LTE Band 13_Ant 1 | 10M | QPSK | 25 | 12 | Right Cheek | 0mm | DSI 2/7 | 23230 | 782 | config 1 | 23.11 | 24.20 | 1.285 | 0.12 | 0.345 | 0.443 |
| | LTE Band 13_Ant 1 | 10M | QPSK | 1 | 0 | Right Tilted | 0mm | DSI 2/7 | 23230 | 782 | config 1 | 24.05 | 25.20 | 1.303 | -0.1 | 0.286 | 0.373 |
| | LTE Band 13_Ant 1 | 10M | QPSK | 25 | 12 | Right Tilted | 0mm | DSI 2/7 | 23230 | 782 | config 1 | 23.11 | 24.20 | 1.285 | 0.03 | 0.230 | 0.296 |
| | LTE Band 13_Ant 1 | 10M | QPSK | 1 | 0 | Left Cheek | 0mm | DSI 2/7 | 23230 | 782 | config 1 | 24.05 | 25.20 | 1.303 | -0.11 | 0.217 | 0.283 |
| | LTE Band 13_Ant 1 | 10M | QPSK | 25 | 12 | Left Cheek | 0mm | DSI 2/7 | 23230 | 782 | config 1 | 23.11 | 24.20 | 1.285 | -0.01 | 0.180 | 0.231 |
| | LTE Band 13_Ant 1 | 10M | QPSK | 1 | 0 | Left Tilted | 0mm | DSI 2/7 | 23230 | 782 | config 1 | 24.05 | 25.20 | 1.303 | -0.04 | 0.173 | 0.225 |
| | LTE Band 13_Ant 1 | 10M | QPSK | 25 | 12 | Left Tilted | 0mm | DSI 2/7 | 23230 | 782 | config 1 | 23.11 | 24.20 | 1.285 | 0.03 | 0.139 | 0.179 |
| | LTE Band 14_Ant 0 | 10M | QPSK | 1 | 25 | Right Cheek | 0mm | DSI 2/7 | 23330 | 793 | config 0 | 24.53 | 25.70 | 1.309 | -0.01 | 0.336 | 0.440 |
| | LTE Band 14_Ant 0 | 10M | QPSK | 25 | 25 | Right Cheek | 0mm | DSI 2/7 | 23330 | 793 | config 0 | 23.50 | 24.70 | 1.318 | -0.03 | 0.278 | 0.366 |
| | LTE Band 14_Ant 0 | 10M | QPSK | 1 | 25 | Right Tilted | 0mm | DSI 2/7 | 23330 | 793 | config 0 | 24.53 | 25.70 | 1.309 | -0.04 | 0.183 | 0.240 |
| | LTE Band 14_Ant 0 | 10M | QPSK | 25 | 25 | Right Tilted | 0mm | DSI 2/7 | 23330 | 793 | config 0 | 23.50 | 24.70 | 1.318 | -0.04 | 0.151 | 0.199 |
| | LTE Band 14_Ant 0 | 10M | QPSK | 1 | 25 | Left Cheek | 0mm | DSI 2/7 | 23330 | 793 | config 0 | 24.53 | 25.70 | 1.309 | -0.04 | 0.330 | 0.432 |
| | LTE Band 14_Ant 0 | 10M | QPSK | 25 | 25 | Left Cheek | 0mm | DSI 2/7 | 23330 | 793 | config 0 | 23.50 | 24.70 | 1.318 | -0.06 | 0.269 | 0.355 |
| | LTE Band 14_Ant 0 | 10M | QPSK | 1 | 25 | Left Tilted | 0mm | DSI 2/7 | 23330 | 793 | config 0 | 24.53 | 25.70 | 1.309 | -0.01 | 0.204 | 0.267 |
| | LTE Band 14_Ant 0 | 10M | QPSK | 25 | 25 | Left Tilted | 0mm | DSI 2/7 | 23330 | 793 | config 0 | 23.50 | 24.70 | 1.318 | 0 | 0.167 | 0.220 |
| | LTE Band 14_Ant 1 | 10M | QPSK | 1 | 0 | Right Cheek | 0mm | DSI 7 | 23330 | 793 | config 1 | 24.35 | 25.40 | 1.274 | -0.17 | 0.780 | 0.993 |
| | LTE Band 14_Ant 1 | 10M | QPSK | 25 | 25 | Right Cheek | 0mm | DSI 7 | 23330 | 793 | config 1 | 23.46 | 24.40 | 1.242 | -0.08 | 0.677 | 0.841 |
| | LTE Band 14_Ant 1 | 10M | QPSK | 50 | 0 | Right Cheek | 0mm | DSI 7 | 23330 | 793 | config 1 | 23.50 | 24.40 | 1.230 | -0.06 | 0.666 | 0.819 |
| | LTE Band 14_Ant 1 | 10M | QPSK | 1 | 0 | Right Tilted | 0mm | DSI 7 | 23330 | 793 | config 1 | 24.35 | 25.40 | 1.274 | -0.12 | 0.501 | 0.638 |
| | LTE Band 14_Ant 1 | 10M | QPSK | 25 | 25 | Right Tilted | 0mm | DSI 7 | 23330 | 793 | config 1 | 23.46 | 24.40 | 1.242 | -0.06 | 0.423 | 0.525 |
| | LTE Band 14_Ant 1 | 10M | QPSK | 1 | 0 | Left Cheek | 0mm | DSI 7 | 23330 | 793 | config 1 | 24.35 | 25.40 | 1.274 | -0.1 | 0.450 | 0.573 |
| | LTE Band 14_Ant 1 | 10M | QPSK | 25 | 25 | Left Cheek | 0mm | DSI 7 | 23330 | 793 | config 1 | 23.46 | 24.40 | 1.242 | -0.04 | 0.383 | 0.476 |
| | LTE Band 14_Ant 1 | 10M | QPSK | 1 | 0 | Left Tilted | 0mm | DSI 7 | 23330 | 793 | config 1 | 24.35 | 25.40 | 1.274 | -0.02 | 0.339 | 0.432 |
| | LTE Band 14_Ant 1 | 10M | QPSK | 25 | 25 | Left Tilted | 0mm | DSI 7 | 23330 | 793 | config 1 | 23.46 | 24.40 | 1.242 | -0.06 | 0.293 | 0.364 |
| 12 | LTE Band 14_Ant 1 | 10M | QPSK | 1 | 0 | Right Cheek | 0mm | DSI 2 | 23330 | 793 | config 1 | 24.35 | 25.70 | 1.365 | -0.17 | 0.780 | 1.064 |
| | LTE Band 14_Ant 1 | 10M | QPSK | 25 | 25 | Right Cheek | 0mm | DSI 2 | 23330 | 793 | config 1 | 23.46 | 24.70 | 1.330 | -0.08 | 0.677 | 0.901 |
| | LTE Band 14_Ant 1 | 10M | QPSK | 50 | 0 | Right Cheek | 0mm | DSI 2 | 23330 | 793 | config 1 | 23.50 | 24.70 | 1.318 | -0.06 | 0.666 | 0.878 |
| | LTE Band 14_Ant 1 | 10M | QPSK | 1 | 0 | Right Tilted | 0mm | DSI 2 | 23330 | 793 | config 1 | 24.35 | 25.70 | 1.365 | -0.12 | 0.501 | 0.684 |
| | LTE Band 14_Ant 1 | 10M | QPSK | 25 | 25 | Right Tilted | 0mm | DSI 2 | 23330 | 793 | config 1 | 23.46 | 24.70 | 1.330 | -0.06 | 0.423 | 0.563 |
| | LTE Band 14_Ant 1 | 10M | QPSK | 1 | 0 | Left Cheek | 0mm | DSI 2 | 23330 | 793 | config 1 | 24.35 | 25.70 | 1.365 | -0.1 | 0.450 | 0.614 |
| | LTE Band 14_Ant 1 | 10M | QPSK | 25 | 25 | Left Cheek | 0mm | DSI 2 | 23330 | 793 | config 1 | 23.46 | 24.70 | 1.330 | -0.04 | 0.383 | 0.510 |
| | LTE Band 14_Ant 1 | 10M | QPSK | 1 | 0 | Left Tilted | 0mm | DSI 2 | 23330 | 793 | config 1 | 24.35 | 25.70 | 1.365 | -0.02 | 0.339 | 0.463 |
| | LTE Band 14_Ant 1 | 10M | QPSK | 25 | 25 | Left Tilted | 0mm | DSI 2 | 23330 | 793 | config 1 | 23.46 | 24.70 | 1.330 | -0.06 | 0.293 | 0.390 |

| Plot No. | Band | BW (MHz) | Modulation | RB Size | RB offset | Test Position | Gap (mm) | Output Power State | Ch. | Freq. (MHz) | configure | Average Power (dBm) | Tune-Up Limit (dBm) | Tune-up Scaling Factor | Power Drift (dB) | Measured 1g SAR (W/kg) | Reported 1g SAR (W/kg) |
|---|---|---|---|---|---|---|---|---|---|---|---|---|---|---|---|---|---|
| | LTE Band 25_Ant 2 | 20M | QPSK | 1 | 0 | Right Cheek | 0mm | DSI 2/7 | 26140 | 1860 | config 0 | 24.48 | 25.70 | 1.324 | 0 | 0.572 | 0.758 |
| 13 | LTE Band 25_Ant 2 | 20M | QPSK | 1 | 0 | Right Cheek | 0mm | DSI 2/7 | 26340 | 1880 | config 0 | 24.39 | 25.70 | 1.352 | 0.04 | 0.607 | 0.821 |
| | LTE Band 25_Ant 2 | 20M | QPSK | 1 | 49 | Right Cheek | 0mm | DSI 2/7 | 26590 | 1905 | config 0 | 24.26 | 25.70 | 1.393 | 0.04 | 0.568 | 0.791 |
| | LTE Band 25_Ant 2 | 20M | QPSK | 50 | 24 | Right Cheek | 0mm | DSI 2/7 | 26140 | 1860 | config 0 | 23.54 | 24.70 | 1.306 | 0.01 | 0.449 | 0.586 |
| | LTE Band 25_Ant 2 | 20M | QPSK | 100 | 0 | Right Cheek | 0mm | DSI 2/7 | 26140 | 1860 | config 0 | 23.55 | 24.70 | 1.303 | 0.02 | 0.475 | 0.619 |
| | LTE Band 25_Ant 2 | 20M | QPSK | 1 | 0 | Right Tilted | 0mm | DSI 2/7 | 26140 | 1860 | config 0 | 24.48 | 25.70 | 1.324 | -0.1 | 0.284 | 0.376 |
| | LTE Band 25_Ant 2 | 20M | QPSK | 50 | 24 | Right Tilted | 0mm | DSI 2/7 | 26140 | 1860 | config 0 | 23.54 | 24.70 | 1.306 | -0.05 | 0.231 | 0.302 |
| | LTE Band 25_Ant 2 | 20M | QPSK | 1 | 0 | Left Cheek | 0mm | DSI 2/7 | 26140 | 1860 | config 0 | 24.48 | 25.70 | 1.324 | -0.11 | 0.335 | 0.444 |
| | LTE Band 25_Ant 2 | 20M | QPSK | 50 | 24 | Left Cheek | 0mm | DSI 2/7 | 26140 | 1860 | config 0 | 23.54 | 24.70 | 1.306 | -0.14 | 0.297 | 0.388 |
| | LTE Band 25_Ant 2 | 20M | QPSK | 1 | 0 | Left Tilted | 0mm | DSI 2/7 | 26140 | 1860 | config 0 | 24.48 | 25.70 | 1.324 | 0.06 | 0.240 | 0.318 |
| | LTE Band 25_Ant 2 | 20M | QPSK | 50 | 24 | Left Tilted | 0mm | DSI 2/7 | 26140 | 1860 | config 0 | 23.54 | 24.70 | 1.306 | 0.08 | 0.214 | 0.280 |
| | LTE Band 25_Ant 0 | 20M | QPSK | 1 | 0 | Right Cheek | 0mm | DSI 2/7 | 26140 | 1860 | config 1 | 24.22 | 25.70 | 1.406 | -0.02 | 0.033 | 0.046 |
| | LTE Band 25_Ant 0 | 20M | QPSK | 50 | 24 | Right Cheek | 0mm | DSI 2/7 | 26140 | 1860 | config 1 | 23.36 | 24.70 | 1.361 | 0.06 | 0.029 | 0.039 |
| | LTE Band 25_Ant 0 | 20M | QPSK | 1 | 0 | Right Tilted | 0mm | DSI 2/7 | 26140 | 1860 | config 1 | 24.22 | 25.70 | 1.406 | 0.07 | 0.022 | 0.031 |
| | LTE Band 25_Ant 0 | 20M | QPSK | 50 | 24 | Right Tilted | 0mm | DSI 2/7 | 26140 | 1860 | config 1 | 23.36 | 24.70 | 1.361 | 0.08 | 0.014 | 0.019 |
| | LTE Band 25_Ant 0 | 20M | QPSK | 1 | 0 | Left Cheek | 0mm | DSI 2/7 | 26140 | 1860 | config 1 | 24.22 | 25.70 | 1.406 | 0.06 | 0.051 | 0.072 |
| | LTE Band 25_Ant 0 | 20M | QPSK | 1 | 0 | Left Cheek | 0mm | DSI 2/7 | 26340 | 1880 | config 1 | 24.16 | 25.70 | 1.426 | 0.03 | 0.059 | 0.084 |
| | LTE Band 25_Ant 0 | 20M | QPSK | 1 | 0 | Left Cheek | 0mm | DSI 2/7 | 26590 | 1905 | config 1 | 24.06 | 25.70 | 1.459 | 0.05 | 0.076 | 0.111 |
| | LTE Band 25_Ant 0 | 20M | QPSK | 50 | 24 | Left Cheek | 0mm | DSI 2/7 | 26140 | 1860 | config 1 | 23.36 | 24.70 | 1.361 | 0.09 | 0.044 | 0.059 |
| | LTE Band 25_Ant 0 | 20M | QPSK | 1 | 0 | Left Tilted | 0mm | DSI 2/7 | 26140 | 1860 | config 1 | 24.22 | 25.70 | 1.406 | 0.1 | 0.019 | 0.027 |
| | LTE Band 25_Ant 0 | 20M | QPSK | 50 | 24 | Left Tilted | 0mm | DSI 2/7 | 26140 | 1860 | config 1 | 23.36 | 24.70 | 1.361 | 0.03 | 0.016 | 0.022 |
| | LTE Band 26_Ant 0 | 15M | QPSK | 1 | 74 | Right Cheek | 0mm | DSI 2/7 | 26865 | 831.5 | config 0 | 24.59 | 25.70 | 1.291 | -0.03 | 0.295 | 0.381 |
| | LTE Band 26_Ant 0 | 15M | QPSK | 36 | 20 | Right Cheek | 0mm | DSI 2/7 | 26865 | 831.5 | config 0 | 23.46 | 24.70 | 1.330 | -0.04 | 0.250 | 0.333 |
| | LTE Band 26_Ant 0 | 15M | QPSK | 1 | 74 | Right Tilted | 0mm | DSI 2/7 | 26865 | 831.5 | config 0 | 24.59 | 25.70 | 1.291 | 0.01 | 0.160 | 0.207 |
| | LTE Band 26_Ant 0 | 15M | QPSK | 36 | 20 | Right Tilted | 0mm | DSI 2/7 | 26865 | 831.5 | config 0 | 23.46 | 24.70 | 1.330 | 0.03 | 0.137 | 0.182 |
| | LTE Band 26_Ant 0 | 15M | QPSK | 1 | 74 | Left Cheek | 0mm | DSI 2/7 | 26865 | 831.5 | config 0 | 24.59 | 25.70 | 1.291 | 0.06 | 0.302 | 0.390 |
| | LTE Band 26_Ant 0 | 15M | QPSK | 36 | 20 | Left Cheek | 0mm | DSI 2/7 | 26865 | 831.5 | config 0 | 23.46 | 24.70 | 1.330 | 0.14 | 0.253 | 0.337 |
| | LTE Band 26_Ant 0 | 15M | QPSK | 1 | 74 | Left Tilted | 0mm | DSI 2/7 | 26865 | 831.5 | config 0 | 24.59 | 25.70 | 1.291 | 0.04 | 0.173 | 0.223 |
| | LTE Band 26_Ant 0 | 15M | QPSK | 36 | 20 | Left Tilted | 0mm | DSI 2/7 | 26865 | 831.5 | config 0 | 23.46 | 24.70 | 1.330 | 0 | 0.143 | 0.190 |
| | LTE Band 5B_Ant 0 | 10M | QPSK | 1 | 0 | Left Cheek | 0mm | DSI 2/7 | 20600+20501 | 844 | config 0 | 25.61 | 25.70 | 1.021 | 0.06 | 0.214 | 0.218 |
| | LTE Band 26_Ant 1 | 15M | QPSK | 1 | 0 | Right Cheek | 0mm | DSI 7 | 26865 | 831.5 | config 1 | 23.01 | 24.20 | 1.315 | -0.18 | 0.665 | 0.875 |
| | LTE Band 26_Ant 1 | 15M | QPSK | 36 | 39 | Right Cheek | 0mm | DSI 7 | 26865 | 831.5 | config 1 | 23.07 | 24.20 | 1.297 | -0.13 | 0.662 | 0.859 |
| | LTE Band 26_Ant 1 | 15M | QPSK | 75 | 0 | Right Cheek | 0mm | DSI 7 | 26865 | 831.5 | config 1 | 23.00 | 24.20 | 1.318 | -0.07 | 0.661 | 0.871 |
| | LTE Band 26_Ant 1 | 15M | QPSK | 1 | 0 | Right Tilted | 0mm | DSI 7 | 26865 | 831.5 | config 1 | 23.01 | 24.20 | 1.315 | -0.06 | 0.464 | 0.610 |
| | LTE Band 26_Ant 1 | 15M | QPSK | 36 | 39 | Right Tilted | 0mm | DSI 7 | 26865 | 831.5 | config 1 | 23.07 | 24.20 | 1.297 | -0.04 | 0.449 | 0.582 |
| | LTE Band 26_Ant 1 | 15M | QPSK | 1 | 0 | Left Cheek | 0mm | DSI 7 | 26865 | 831.5 | config 1 | 23.01 | 24.20 | 1.315 | -0.06 | 0.345 | 0.454 |
| | LTE Band 26_Ant 1 | 15M | QPSK | 36 | 39 | Left Cheek | 0mm | DSI 7 | 26865 | 831.5 | config 1 | 23.07 | 24.20 | 1.297 | 0.06 | 0.365 | 0.473 |
| | LTE Band 26_Ant 1 | 15M | QPSK | 1 | 0 | Left Tilted | 0mm | DSI 7 | 26865 | 831.5 | config 1 | 23.01 | 24.20 | 1.315 | 0 | 0.291 | 0.383 |
| | LTE Band 26_Ant 1 | 15M | QPSK | 36 | 39 | Left Tilted | 0mm | DSI 7 | 26865 | 831.5 | config 1 | 23.07 | 24.20 | 1.297 | -0.04 | 0.299 | 0.388 |
| | LTE Band 5B_Ant 1 | 10M | QPSK | 1 | 0 | Right Cheek | 0mm | DSI 7 | 20600+20501 | 844 | config 1 | 23.11 | 24.20 | 1.285 | 0.01 | 0.680 | 0.874 |
| 14 | LTE Band 26_Ant 1 | 15M | QPSK | 1 | 0 | Right Cheek | 0mm | DSI 2 | 26865 | 831.5 | config 1 | 23.01 | 25.00 | 1.581 | -0.18 | 0.665 | 1.052 |
| | LTE Band 26_Ant 1 | 15M | QPSK | 36 | 39 | Right Cheek | 0mm | DSI 2 | 26865 | 831.5 | config 1 | 23.07 | 24.50 | 1.390 | -0.13 | 0.662 | 0.920 |
| | LTE Band 26_Ant 1 | 15M | QPSK | 75 | 0 | Right Cheek | 0mm | DSI 2 | 26865 | 831.5 | config 1 | 23.00 | 24.50 | 1.413 | -0.07 | 0.661 | 0.934 |
| | LTE Band 26_Ant 1 | 15M | QPSK | 1 | 0 | Right Tilted | 0mm | DSI 2 | 26865 | 831.5 | config 1 | 23.01 | 25.00 | 1.581 | -0.06 | 0.464 | 0.734 |
| | LTE Band 26_Ant 1 | 15M | QPSK | 36 | 39 | Right Tilted | 0mm | DSI 2 | 26865 | 831.5 | config 1 | 23.07 | 24.50 | 1.390 | -0.04 | 0.449 | 0.624 |
| | LTE Band 26_Ant 1 | 15M | QPSK | 1 | 0 | Left Cheek | 0mm | DSI 2 | 26865 | 831.5 | config 1 | 23.01 | 25.00 | 1.581 | -0.06 | 0.345 | 0.546 |
| | LTE Band 26_Ant 1 | 15M | QPSK | 36 | 39 | Left Cheek | 0mm | DSI 2 | 26865 | 831.5 | config 1 | 23.07 | 24.50 | 1.390 | 0.06 | 0.365 | 0.507 |
| | LTE Band 26_Ant 1 | 15M | QPSK | 1 | 0 | Left Tilted | 0mm | DSI 2 | 26865 | 831.5 | config 1 | 23.01 | 25.00 | 1.581 | 0 | 0.291 | 0.460 |
| | LTE Band 26_Ant 1 | 15M | QPSK | 36 | 39 | Left Tilted | 0mm | DSI 2 | 26865 | 831.5 | config 1 | 23.07 | 24.50 | 1.390 | -0.04 | 0.299 | 0.416 |
| | LTE Band 5B_Ant 1 | 10M | QPSK | 1 | 0 | Right Cheek | 0mm | DSI 2 | 20600+20501 | 844 | config 1 | 23.11 | 25.00 | 1.545 | 0.01 | 0.680 | 1.051 |

| Plot No. | Band | BW (MHz) | Modulation | RB Size | RB offset | Test Position | Gap (mm) | Output Power State | Ch. | Freq. (MHz) | configure | Average Power (dBm) | Tune-Up Limit (dBm) | Tune-up Scaling Factor | Power Drift (dB) | Measured 1g SAR (W/kg) | Reported 1g SAR (W/kg) |
|---|---|---|---|---|---|---|---|---|---|---|---|---|---|---|---|---|---|
| | LTE Band 30_Ant 2 | 10M | QPSK | 1 | 0 | Right Cheek | 0mm | DSI 2/7 | 27710 | 2310 | config 0 | 22.93 | 23.70 | 1.194 | 0.01 | 0.130 | 0.155 |
| | LTE Band 30_Ant 2 | 10M | QPSK | 25 | 25 | Right Cheek | 0mm | DSI 2/7 | 27710 | 2310 | config 0 | 21.94 | 22.70 | 1.191 | 0.12 | 0.104 | 0.124 |
| | LTE Band 30_Ant 2 | 10M | QPSK | 1 | 0 | Right Tilted | 0mm | DSI 2/7 | 27710 | 2310 | config 0 | 22.93 | 23.70 | 1.194 | 0.11 | 0.045 | 0.054 |
| | LTE Band 30_Ant 2 | 10M | QPSK | 25 | 25 | Right Tilted | 0mm | DSI 2/7 | 27710 | 2310 | config 0 | 21.94 | 22.70 | 1.191 | 0.17 | 0.038 | 0.045 |
| | LTE Band 30_Ant 2 | 10M | QPSK | 1 | 0 | Left Cheek | 0mm | DSI 2/7 | 27710 | 2310 | config 0 | 22.93 | 23.70 | 1.194 | -0.13 | 0.084 | 0.100 |
| | LTE Band 30_Ant 2 | 10M | QPSK | 25 | 25 | Left Cheek | 0mm | DSI 2/7 | 27710 | 2310 | config 0 | 21.94 | 22.70 | 1.191 | 0.19 | 0.064 | 0.076 |
| | LTE Band 30_Ant 2 | 10M | QPSK | 1 | 0 | Left Tilted | 0mm | DSI 2/7 | 27710 | 2310 | config 0 | 22.93 | 23.70 | 1.194 | 0.16 | 0.071 | 0.085 |
| | LTE Band 30_Ant 2 | 10M | QPSK | 25 | 25 | Left Tilted | 0mm | DSI 2/7 | 27710 | 2310 | config 0 | 21.94 | 22.70 | 1.191 | 0.17 | 0.058 | 0.069 |
| | LTE Band 30_Ant 0 | 10M | QPSK | 1 | 0 | Right Cheek | 0mm | DSI 2/7 | 27710 | 2310 | config 1 | 22.65 | 23.70 | 1.274 | -0.13 | 0.088 | 0.112 |
| | LTE Band 30_Ant 0 | 10M | QPSK | 25 | 25 | Right Cheek | 0mm | DSI 2/7 | 27710 | 2310 | config 1 | 21.58 | 22.70 | 1.294 | 0.19 | 0.065 | 0.084 |
| | LTE Band 30_Ant 0 | 10M | QPSK | 1 | 0 | Right Tilted | 0mm | DSI 2/7 | 27710 | 2310 | config 1 | 22.65 | 23.70 | 1.274 | 0.03 | 0.034 | 0.043 |
| | LTE Band 30_Ant 0 | 10M | QPSK | 25 | 25 | Right Tilted | 0mm | DSI 2/7 | 27710 | 2310 | config 1 | 21.58 | 22.70 | 1.294 | 0.16 | 0.029 | 0.038 |
| 15 | LTE Band 30_Ant 0 | 10M | QPSK | 1 | 0 | Left Cheek | 0mm | DSI 2/7 | 27710 | 2310 | config 1 | 22.65 | 23.70 | 1.274 | 0.1 | 0.135 | 0.172 |
| | LTE Band 30_Ant 0 | 10M | QPSK | 25 | 25 | Left Cheek | 0mm | DSI 2/7 | 27710 | 2310 | config 1 | 21.58 | 22.70 | 1.294 | 0.08 | 0.106 | 0.137 |
| | LTE Band 30_Ant 0 | 10M | QPSK | 1 | 0 | Left Tilted | 0mm | DSI 2/7 | 27710 | 2310 | config 1 | 22.65 | 23.70 | 1.274 | 0.14 | 0.023 | 0.029 |
| | LTE Band 30_Ant 0 | 10M | QPSK | 25 | 25 | Left Tilted | 0mm | DSI 2/7 | 27710 | 2310 | config 1 | 21.58 | 22.70 | 1.294 | 0.19 | 0.019 | 0.025 |
| | LTE Band 66_Ant 2 | 20M | QPSK | 1 | 0 | Right Cheek | 0mm | DSI 2/7 | 132322 | 1745 | config 0 | 24.76 | 25.70 | 1.242 | 0.11 | 0.396 | 0.492 |
| | LTE Band 66_Ant 2 | 20M | QPSK | 1 | 0 | Right Cheek | 0mm | DSI 2/7 | 132072 | 1720 | config 0 | 24.69 | 25.70 | 1.262 | 0.01 | 0.381 | 0.481 |
| | LTE Band 66_Ant 2 | 20M | QPSK | 1 | 0 | Right Cheek | 0mm | DSI 2/7 | 132572 | 1770 | config 0 | 24.56 | 25.70 | 1.300 | 0.07 | 0.408 | 0.530 |
| | LTE Band 66_Ant 2 | 20M | QPSK | 50 | 24 | Right Cheek | 0mm | DSI 2/7 | 132072 | 1720 | config 0 | 23.77 | 24.70 | 1.239 | 0.06 | 0.327 | 0.405 |
| | LTE Band 66_Ant 2 | 20M | QPSK | 1 | 0 | Right Tilted | 0mm | DSI 2/7 | 132322 | 1745 | config 0 | 24.76 | 25.70 | 1.242 | -0.07 | 0.301 | 0.374 |
| | LTE Band 66_Ant 2 | 20M | QPSK | 50 | 24 | Right Tilted | 0mm | DSI 2/7 | 132072 | 1720 | config 0 | 23.77 | 24.70 | 1.239 | -0.08 | 0.253 | 0.313 |
| | LTE Band 66_Ant 2 | 20M | QPSK | 1 | 0 | Left Cheek | 0mm | DSI 2/7 | 132322 | 1745 | config 0 | 24.76 | 25.70 | 1.242 | 0.04 | 0.393 | 0.488 |
| | LTE Band 66_Ant 2 | 20M | QPSK | 50 | 24 | Left Cheek | 0mm | DSI 2/7 | 132072 | 1720 | config 0 | 23.77 | 24.70 | 1.239 | 0.07 | 0.334 | 0.414 |
| | LTE Band 66_Ant 2 | 20M | QPSK | 1 | 0 | Left Tilted | 0mm | DSI 2/7 | 132322 | 1745 | config 0 | 24.76 | 25.70 | 1.242 | 0.02 | 0.298 | 0.370 |
| | LTE Band 66_Ant 2 | 20M | QPSK | 50 | 24 | Left Tilted | 0mm | DSI 2/7 | 132072 | 1720 | config 0 | 23.77 | 24.70 | 1.239 | 0.02 | 0.243 | 0.301 |
| | LTE Band 66C_Ant 2 | 20M | QPSK | 1 | 99 | Right Cheek | 0mm | DSI 2/7 | 132072+132270 | 1720 | config 0 | 25.69 | 25.70 | 1.002 | -0.04 | 0.459 | 0.460 |
| | LTE Band 66_Ant 0 | 20M | QPSK | 1 | 0 | Right Cheek | 0mm | DSI 2/7 | 132072 | 1720 | config 1 | 24.78 | 25.70 | 1.236 | 0.04 | 0.247 | 0.305 |
| | LTE Band 66_Ant 0 | 20M | QPSK | 50 | 24 | Right Cheek | 0mm | DSI 2/7 | 132072 | 1720 | config 1 | 23.66 | 24.70 | 1.271 | 0.07 | 0.232 | 0.295 |
| | LTE Band 66_Ant 0 | 20M | QPSK | 1 | 0 | Right Tilted | 0mm | DSI 2/7 | 132072 | 1720 | config 1 | 24.78 | 25.70 | 1.236 | 0.02 | 0.197 | 0.243 |
| | LTE Band 66_Ant 0 | 20M | QPSK | 50 | 24 | Right Tilted | 0mm | DSI 2/7 | 132072 | 1720 | config 1 | 23.66 | 24.70 | 1.271 | 0.06 | 0.185 | 0.235 |
| | LTE Band 66_Ant 0 | 20M | QPSK | 1 | 0 | Left Cheek | 0mm | DSI 2/7 | 132072 | 1720 | config 1 | 24.78 | 25.70 | 1.236 | 0.02 | 0.394 | 0.487 |
| | LTE Band 66_Ant 0 | 20M | QPSK | 1 | 0 | Left Cheek | 0mm | DSI 2/7 | 132322 | 1745 | config 1 | 24.77 | 25.70 | 1.239 | 0.1 | 0.361 | 0.447 |
| 16 | LTE Band 66_Ant 0 | 20M | QPSK | 1 | 0 | Left Cheek | 0mm | DSI 2/7 | 132572 | 1770 | config 1 | 24.71 | 25.70 | 1.256 | 0.14 | 0.427 | 0.536 |
| | LTE Band 66_Ant 0 | 20M | QPSK | 50 | 24 | Left Cheek | 0mm | DSI 2/7 | 132072 | 1720 | config 1 | 23.66 | 24.70 | 1.271 | 0.07 | 0.364 | 0.462 |
| | LTE Band 66_Ant 0 | 20M | QPSK | 1 | 0 | Left Tilted | 0mm | DSI 2/7 | 132072 | 1720 | config 1 | 24.78 | 25.70 | 1.236 | 0.14 | 0.241 | 0.298 |
| | LTE Band 66_Ant 0 | 20M | QPSK | 50 | 24 | Left Tilted | 0mm | DSI 2/7 | 132072 | 1720 | config 1 | 23.66 | 24.70 | 1.271 | 0.16 | 0.229 | 0.291 |
| | LTE Band 66C_Ant 0 | 20M | QPSK | 1 | 99 | Left Cheek | 0mm | DSI 2/7 | 132072+132270 | 1720 | config 1 | 25.67 | 25.70 | 1.007 | -0.03 | 0.386 | 0.389 |
| | LTE Band 71_Ant 0 | 20M | QPSK | 1 | 0 | Right Cheek | 0mm | DSI 2/7 | 133322 | 683 | config 0 | 24.65 | 25.70 | 1.274 | -0.17 | 0.230 | 0.293 |
| | LTE Band 71_Ant 0 | 20M | QPSK | 50 | 24 | Right Cheek | 0mm | DSI 2/7 | 133322 | 683 | config 0 | 23.75 | 24.70 | 1.245 | -0.11 | 0.191 | 0.238 |
| | LTE Band 71_Ant 0 | 20M | QPSK | 1 | 0 | Right Tilted | 0mm | DSI 2/7 | 133322 | 683 | config 0 | 24.65 | 25.70 | 1.274 | -0.05 | 0.114 | 0.145 |
| | LTE Band 71_Ant 0 | 20M | QPSK | 50 | 24 | Right Tilted | 0mm | DSI 2/7 | 133322 | 683 | config 0 | 23.75 | 24.70 | 1.245 | -0.05 | 0.099 | 0.123 |
| | LTE Band 71_Ant 0 | 20M | QPSK | 1 | 0 | Left Cheek | 0mm | DSI 2/7 | 133322 | 683 | config 0 | 24.65 | 25.70 | 1.274 | 0.03 | 0.247 | 0.315 |
| | LTE Band 71_Ant 0 | 20M | QPSK | 50 | 24 | Left Cheek | 0mm | DSI 2/7 | 133322 | 683 | config 0 | 23.75 | 24.70 | 1.245 | 0.03 | 0.200 | 0.249 |
| | LTE Band 71_Ant 0 | 20M | QPSK | 1 | 0 | Left Tilted | 0mm | DSI 2/7 | 133322 | 683 | config 0 | 24.65 | 25.70 | 1.274 | 0.09 | 0.123 | 0.157 |
| | LTE Band 71_Ant 0 | 20M | QPSK | 50 | 24 | Left Tilted | 0mm | DSI 2/7 | 133322 | 683 | config 0 | 23.75 | 24.70 | 1.245 | 0.03 | 0.104 | 0.129 |
| 17 | LTE Band 71_Ant 1 | 20M | QPSK | 1 | 0 | Right Cheek | 0mm | DSI 2/7 | 133322 | 683 | config 1 | 24.80 | 25.70 | 1.230 | 0.04 | 0.606 | 0.746 |
| | LTE Band 71_Ant 1 | 20M | QPSK | 50 | 24 | Right Cheek | 0mm | DSI 2/7 | 133322 | 683 | config 1 | 23.88 | 24.70 | 1.208 | 0.07 | 0.524 | 0.633 |
| | LTE Band 71_Ant 1 | 20M | QPSK | 1 | 0 | Right Tilted | 0mm | DSI 2/7 | 133322 | 683 | config 1 | 24.80 | 25.70 | 1.230 | -0.04 | 0.444 | 0.546 |
| | LTE Band 71_Ant 1 | 20M | QPSK | 50 | 24 | Right Tilted | 0mm | DSI 2/7 | 133322 | 683 | config 1 | 23.88 | 24.70 | 1.208 | 0 | 0.376 | 0.454 |
| | LTE Band 71_Ant 1 | 20M | QPSK | 1 | 0 | Left Cheek | 0mm | DSI 2/7 | 133322 | 683 | config 1 | 24.80 | 25.70 | 1.230 | -0.05 | 0.280 | 0.344 |
| | LTE Band 71_Ant 1 | 20M | QPSK | 50 | 24 | Left Cheek | 0mm | DSI 2/7 | 133322 | 683 | config 1 | 23.88 | 24.70 | 1.208 | -0.03 | 0.244 | 0.295 |
| | LTE Band 71_Ant 1 | 20M | QPSK | 1 | 0 | Left Tilted | 0mm | DSI 2/7 | 133322 | 683 | config 1 | 24.80 | 25.70 | 1.230 | -0.04 | 0.206 | 0.253 |
| | LTE Band 71_Ant 1 | 20M | QPSK | 50 | 24 | Left Tilted | 0mm | DSI 2/7 | 133322 | 683 | config 1 | 23.88 | 24.70 | 1.208 | -0.02 | 0.179 | 0.216 |

## <TDD LTE SAR>

| Plot No. | Band | BW (MHz) | Modulation | RB Size | RB offset | Test Position | Gap (mm) | Output Power State | Ch. | Freq. (MHz) | configure | Average Power (dBm) | Tune-Up Limit (dBm) | Tune-up Scaling Factor | Duty Cycle % | Duty Cycle Scaling Factor | Power Drift (dB) | Measured 1g SAR (W/kg) | Reported 1g SAR (W/kg) |
|---|---|---|---|---|---|---|---|---|---|---|---|---|---|---|---|---|---|---|---|
| | LTE Band 41_Ant 2 | 20M | QPSK | 1 | 49 | Right Cheek | 0mm | DSI 2/7 | 41055 | 2636.5 | config 0 | 24.95 | 25.70 | 1.189 | 62.9 | 1.006 | 0.07 | 0.094 | 0.112 |
| | LTE Band 41_Ant 2 | 20M | QPSK | 1 | 0 | Right Cheek | 0mm | DSI 2/7 | 39750 | 2506 | config 0 | 24.74 | 25.70 | 1.247 | 62.9 | 1.006 | 0.07 | 0.151 | 0.189 |
| | LTE Band 41_Ant 2 | 20M | QPSK | 1 | 0 | Right Cheek | 0mm | DSI 2/7 | 40185 | 2549.5 | config 0 | 24.62 | 25.70 | 1.282 | 62.9 | 1.006 | 0.05 | 0.159 | 0.205 |
| | LTE Band 41_Ant 2 | 20M | QPSK | 1 | 0 | Right Cheek | 0mm | DSI 2/7 | 40620 | 2593 | config 0 | 24.61 | 25.70 | 1.285 | 62.9 | 1.006 | 0.1 | 0.125 | 0.162 |
| | LTE Band 41_Ant 2 | 20M | QPSK | 1 | 49 | Right Cheek | 0mm | DSI 2/7 | 41490 | 2680 | config 0 | 24.84 | 25.70 | 1.219 | 62.9 | 1.006 | 0.09 | 0.086 | 0.105 |
| | LTE Band 41_Ant 2 | 20M | QPSK | 50 | 24 | Right Cheek | 0mm | DSI 2/7 | 41055 | 2636.5 | config 0 | 24.05 | 24.70 | 1.161 | 62.9 | 1.006 | 0.05 | 0.081 | 0.095 |
| | LTE Band 41_Ant 2 | 20M | QPSK | 1 | 49 | Right Tilted | 0mm | DSI 2/7 | 41055 | 2636.5 | config 0 | 24.95 | 25.70 | 1.189 | 62.9 | 1.006 | 0.03 | 0.030 | 0.036 |
| | LTE Band 41_Ant 2 | 20M | QPSK | 50 | 24 | Right Tilted | 0mm | DSI 2/7 | 41055 | 2636.5 | config 0 | 24.05 | 24.70 | 1.161 | 62.9 | 1.006 | 0.02 | 0.022 | 0.026 |
| | LTE Band 41_Ant 2 | 20M | QPSK | 1 | 49 | Left Cheek | 0mm | DSI 2/7 | 41055 | 2636.5 | config 0 | 24.95 | 25.70 | 1.189 | 62.9 | 1.006 | 0.12 | 0.076 | 0.091 |
| | LTE Band 41_Ant 2 | 20M | QPSK | 50 | 24 | Left Cheek | 0mm | DSI 2/7 | 41055 | 2636.5 | config 0 | 24.05 | 24.70 | 1.161 | 62.9 | 1.006 | 0.14 | 0.061 | 0.071 |
| | LTE Band 41_Ant 2 | 20M | QPSK | 1 | 49 | Left Tilted | 0mm | DSI 2/7 | 41055 | 2636.5 | config 0 | 24.95 | 25.70 | 1.189 | 62.9 | 1.006 | 0.12 | 0.062 | 0.074 |
| | LTE Band 41_Ant 2 | 20M | QPSK | 50 | 24 | Left Tilted | 0mm | DSI 2/7 | 41055 | 2636.5 | config 0 | 24.05 | 24.70 | 1.161 | 62.9 | 1.006 | 0.1 | 0.049 | 0.057 |
| | LTE Band 41_HPUE_Ant 2 | 20M | QPSK | 1 | 49 | Right Cheek | 0mm | DSI 2/7 | 41055 | 2636.5 | config 0 | 26.11 | 27.00 | 1.227 | 42.9 | 1.009 | 0.07 | 0.144 | 0.178 |
| | LTE Band 41C_Ant 2 | 20M | QPSK | 1 | 0 | Right Cheek | 0mm | DSI 2/7 | 41490+41292 | 2680 | config 0 | 25.70 | 25.70 | 1.000 | 62.9 | 1.006 | 0.05 | 0.042 | 0.042 |
| | LTE Band 41C_HPUE_Ant 2 | 20M | QPSK | 1 | 0 | Right Cheek | 0mm | DSI 2/7 | 41490+41292 | 2680 | config 0 | 26.74 | 27.00 | 1.062 | 42.9 | 1.009 | 0.02 | 0.066 | 0.071 |
| | LTE Band 41_Ant 0 | 20M | QPSK | 1 | 49 | Right Cheek | 0mm | DSI 2/7 | 41055 | 2636.5 | config 1 | 24.89 | 25.70 | 1.205 | 62.9 | 1.006 | 0.05 | 0.242 | 0.293 |
| | LTE Band 41_Ant 0 | 20M | QPSK | 50 | 24 | Right Cheek | 0mm | DSI 2/7 | 41055 | 2636.5 | config 1 | 23.99 | 24.70 | 1.178 | 62.9 | 1.006 | 0.19 | 0.208 | 0.246 |
| | LTE Band 41_Ant 0 | 20M | QPSK | 1 | 49 | Right Tilted | 0mm | DSI 2/7 | 41055 | 2636.5 | config 1 | 24.89 | 25.70 | 1.205 | 62.9 | 1.006 | 0.11 | 0.061 | 0.074 |
| | LTE Band 41_Ant 0 | 20M | QPSK | 50 | 24 | Right Tilted | 0mm | DSI 2/7 | 41055 | 2636.5 | config 1 | 23.99 | 24.70 | 1.178 | 62.9 | 1.006 | 0.15 | 0.054 | 0.064 |
| | LTE Band 41_Ant 0 | 20M | QPSK | 1 | 49 | Left Cheek | 0mm | DSI 2/7 | 41055 | 2636.5 | config 1 | 24.89 | 25.70 | 1.205 | 62.9 | 1.006 | 0.16 | 0.284 | 0.344 |
| | LTE Band 41_Ant 0 | 20M | QPSK | 1 | 0 | Left Cheek | 0mm | DSI 2/7 | 39750 | 2506 | config 1 | 24.60 | 25.70 | 1.288 | 62.9 | 1.006 | 0.11 | 0.181 | 0.235 |
| | LTE Band 41_Ant 0 | 20M | QPSK | 1 | 0 | Left Cheek | 0mm | DSI 2/7 | 40185 | 2549.5 | config 1 | 24.31 | 25.70 | 1.377 | 62.9 | 1.006 | 0.04 | 0.200 | 0.277 |
| | LTE Band 41_Ant 0 | 20M | QPSK | 1 | 0 | Left Cheek | 0mm | DSI 2/7 | 40620 | 2593 | config 1 | 24.27 | 25.70 | 1.390 | 62.9 | 1.006 | 0.12 | 0.239 | 0.334 |
| 18 | LTE Band 41_Ant 0 | 20M | QPSK | 1 | 49 | Left Cheek | 0mm | DSI 2/7 | 41490 | 2680 | config 1 | 24.72 | 25.70 | 1.253 | 62.9 | 1.006 | 0.11 | 0.312 | 0.393 |
| | LTE Band 41_Ant 0 | 20M | QPSK | 50 | 24 | Left Cheek | 0mm | DSI 2/7 | 41055 | 2636.5 | config 1 | 23.99 | 24.70 | 1.178 | 62.9 | 1.006 | 0.14 | 0.259 | 0.307 |
| | LTE Band 41_Ant 0 | 20M | QPSK | 1 | 49 | Left Tilted | 0mm | DSI 2/7 | 41055 | 2636.5 | config 1 | 24.89 | 25.70 | 1.205 | 62.9 | 1.006 | 0.08 | 0.155 | 0.188 |
| | LTE Band 41_Ant 0 | 20M | QPSK | 50 | 24 | Left Tilted | 0mm | DSI 2/7 | 41055 | 2636.5 | config 1 | 23.99 | 24.70 | 1.178 | 62.9 | 1.006 | 0.14 | 0.126 | 0.149 |
| | LTE Band 41_HPUE_Ant 0 | 20M | QPSK | 1 | 49 | Left Cheek | 0mm | DSI 2/7 | 41490 | 2680 | config 1 | 26.57 | 27.50 | 1.239 | 42.9 | 1.009 | 0.12 | 0.301 | 0.376 |
| | LTE Band 41C_Ant 0 | 20M | QPSK | 1 | 0 | Left Cheek | 0mm | DSI 2/7 | 41490+41292 | 2680 | config 1 | 25.70 | 25.70 | 1.000 | 62.9 | 1.006 | 0.02 | 0.250 | 0.252 |
| | LTE Band 41C_HPUE_Ant 0 | 20M | QPSK | 1 | 99 | Left Cheek | 0mm | DSI 2/7 | 39750+39948 | 2506 | config 1 | 27.21 | 27.50 | 1.069 | 42.9 | 1.009 | 0 | 0.164 | 0.177 |
| | LTE Band 48_Ant 7 | 20M | QPSK | 1 | 0 | Right Cheek | 0mm | DSI 2/7 | 56640 | 3690 | config 0 | 23.07 | 24.20 | 1.297 | 62.9 | 1.006 | 0.07 | 0.013 | 0.017 |
| | LTE Band 48_Ant 7 | 20M | QPSK | 50 | 0 | Right Cheek | 0mm | DSI 2/7 | 56640 | 3690 | config 0 | 22.10 | 23.20 | 1.288 | 62.9 | 1.006 | 0.16 | 0.010 | 0.012 |
| | LTE Band 48_Ant 7 | 20M | QPSK | 1 | 0 | Right Tilted | 0mm | DSI 2/7 | 56640 | 3690 | config 0 | 23.07 | 24.20 | 1.297 | 62.9 | 1.006 | -0.1 | 0.062 | 0.081 |
| | LTE Band 48_Ant 7 | 20M | QPSK | 50 | 0 | Right Tilted | 0mm | DSI 2/7 | 56640 | 3690 | config 0 | 22.10 | 23.20 | 1.288 | 62.9 | 1.006 | 0.1 | 0.048 | 0.062 |
| | LTE Band 48_Ant 7 | 20M | QPSK | 1 | 0 | Left Cheek | 0mm | DSI 2/7 | 56640 | 3690 | config 0 | 23.07 | 24.20 | 1.297 | 62.9 | 1.006 | 0.03 | 0.076 | 0.099 |
| | LTE Band 48_Ant 7 | 20M | QPSK | 1 | 0 | Left Cheek | 0mm | DSI 2/7 | 55340 | 3560 | config 0 | 22.98 | 24.20 | 1.324 | 62.9 | 1.006 | -0.09 | 0.089 | 0.119 |
| | LTE Band 48_Ant 7 | 20M | QPSK | 1 | 0 | Left Cheek | 0mm | DSI 2/7 | 55830 | 3609 | config 0 | 23.00 | 24.20 | 1.318 | 62.9 | 1.006 | 0.04 | 0.082 | 0.109 |
| | LTE Band 48_Ant 7 | 20M | QPSK | 1 | 0 | Left Cheek | 0mm | DSI 2/7 | 56150 | 3641 | config 0 | 22.98 | 24.20 | 1.324 | 62.9 | 1.006 | -0.05 | 0.076 | 0.101 |
| | LTE Band 48_Ant 7 | 20M | QPSK | 50 | 0 | Left Cheek | 0mm | DSI 2/7 | 56640 | 3690 | config 0 | 22.10 | 23.20 | 1.288 | 62.9 | 1.006 | 0.1 | 0.060 | 0.078 |
| | LTE Band 48_Ant 7 | 20M | QPSK | 1 | 0 | Left Tilted | 0mm | DSI 2/7 | 56640 | 3690 | config 0 | 23.07 | 24.20 | 1.297 | 62.9 | 1.006 | 0.08 | 0.033 | 0.043 |
| | LTE Band 48_Ant 7 | 20M | QPSK | 50 | 0 | Left Tilted | 0mm | DSI 2/7 | 56640 | 3690 | config 0 | 22.10 | 23.20 | 1.288 | 62.9 | 1.006 | 0.13 | 0.024 | 0.031 |
| | LTE Band 48C_Ant 7 | 20M | QPSK | 1 | 0 | Left Cheek | 0mm | DSI 2/7 | 56150+55952 | 3641 | config 0 | 16.03 | 17.20 | 1.309 | 62.9 | 1.006 | 0.03 | 0.032 | 0.042 |
| | LTE Band 48_Ant 2 | 20M | QPSK | 1 | 0 | Right Cheek | 0mm | DSI 2/7 | 55830 | 3609 | config 1 | 21.66 | 22.60 | 1.242 | 62.9 | 1.006 | -0.06 | 0.140 | 0.175 |
| | LTE Band 48_Ant 2 | 20M | QPSK | 1 | 0 | Right Cheek | 0mm | DSI 2/7 | 55340 | 3560 | config 1 | 21.63 | 22.60 | 1.250 | 62.9 | 1.006 | 0.02 | 0.140 | 0.176 |
| | LTE Band 48_Ant 2 | 20M | QPSK | 1 | 0 | Right Cheek | 0mm | DSI 2/7 | 56150 | 3641 | config 1 | 21.62 | 22.60 | 1.253 | 62.9 | 1.006 | 0.17 | 0.149 | 0.188 |
| 19 | LTE Band 48_Ant 2 | 20M | QPSK | 1 | 0 | Right Cheek | 0mm | DSI 2/7 | 56640 | 3690 | config 1 | 21.59 | 22.60 | 1.262 | 62.9 | 1.006 | 0.17 | 0.152 | 0.193 |
| | LTE Band 48_Ant 2 | 20M | QPSK | 50 | 0 | Right Cheek | 0mm | DSI 2/7 | 55830 | 3609 | config 1 | 20.68 | 21.60 | 1.236 | 62.9 | 1.006 | -0.04 | 0.117 | 0.145 |
| | LTE Band 48_Ant 2 | 20M | QPSK | 1 | 0 | Right Tilted | 0mm | DSI 2/7 | 55830 | 3609 | config 1 | 21.66 | 22.60 | 1.242 | 62.9 | 1.006 | 0.02 | 0.057 | 0.071 |
| | LTE Band 48_Ant 2 | 20M | QPSK | 50 | 0 | Right Tilted | 0mm | DSI 2/7 | 55830 | 3609 | config 1 | 20.68 | 21.60 | 1.236 | 62.9 | 1.006 | -0.02 | 0.044 | 0.055 |
| | LTE Band 48_Ant 2 | 20M | QPSK | 1 | 0 | Left Cheek | 0mm | DSI 2/7 | 55830 | 3609 | config 1 | 21.66 | 22.60 | 1.242 | 62.9 | 1.006 | -0.07 | 0.082 | 0.102 |
| | LTE Band 48_Ant 2 | 20M | QPSK | 50 | 0 | Left Cheek | 0mm | DSI 2/7 | 55830 | 3609 | config 1 | 20.68 | 21.60 | 1.236 | 62.9 | 1.006 | 0.02 | 0.063 | 0.078 |
| | LTE Band 48_Ant 2 | 20M | QPSK | 1 | 0 | Left Tilted | 0mm | DSI 2/7 | 55830 | 3609 | config 1 | 21.66 | 22.60 | 1.242 | 62.9 | 1.006 | 0.16 | 0.108 | 0.135 |
| | LTE Band 48_Ant 2 | 20M | QPSK | 50 | 0 | Left Tilted | 0mm | DSI 2/7 | 55830 | 3609 | config 1 | 20.68 | 21.60 | 1.236 | 62.9 | 1.006 | 0.17 | 0.086 | 0.107 |
| | LTE Band 48C_Ant 2 | 20M | QPSK | 1 | 0 | Right Cheek | 0mm | DSI 2/7 | 55830+55632 | 3609 | config 1 | 14.38 | 15.60 | 1.324 | 62.9 | 1.006 | 0.02 | 0.001 | 0.001 |

## <5G NR SAR>

| Plot No. | Band | BW (MHz) | Modulation | RB Size | RB offset | Test Position | Gap (mm) | Output Power State | Ch. | Freq. (MHz) | configure | Average Power (dBm) | Tune-Up Limit (dBm) | Tune-up Scaling Factor | Power Drift (dB) | Measured 1g SAR (W/kg) | Reported 1g SAR (W/kg) |
|---|---|---|---|---|---|---|---|---|---|---|---|---|---|---|---|---|---|
| | n5_Ant 0 | 20M | BPSK | 1 | 1 | Right Cheek | 0mm | DSI 2/7 | 167300 | 836.5 | Config 0 | 23.80 | 25.00 | 1.318 | -0.03 | 0.183 | 0.241 |
| | n5_Ant 0 | 20M | BPSK | 50 | 28 | Right Cheek | 0mm | DSI 2/7 | 167300 | 836.5 | Config 0 | 23.75 | 25.00 | 1.334 | -0.13 | 0.214 | 0.285 |
| | n5_Ant 0 | 20M | BPSK | 1 | 1 | Right Tilted | 0mm | DSI 2/7 | 167300 | 836.5 | Config 0 | 23.80 | 25.00 | 1.318 | -0.07 | 0.098 | 0.129 |
| | n5_Ant 0 | 20M | BPSK | 50 | 28 | Right Tilted | 0mm | DSI 2/7 | 167300 | 836.5 | Config 0 | 23.75 | 25.00 | 1.334 | -0.02 | 0.108 | 0.144 |
| | n5_Ant 0 | 20M | BPSK | 1 | 1 | Left Cheek | 0mm | DSI 2/7 | 167300 | 836.5 | Config 0 | 23.80 | 25.00 | 1.318 | -0.19 | 0.198 | 0.261 |
| | n5_Ant 0 | 20M | BPSK | 50 | 28 | Left Cheek | 0mm | DSI 2/7 | 167300 | 836.5 | Config 0 | 23.75 | 25.00 | 1.334 | -0.12 | 0.221 | 0.295 |
| | n5_Ant 0 | 20M | BPSK | 1 | 1 | Left Tilted | 0mm | DSI 2/7 | 167300 | 836.5 | Config 0 | 23.80 | 25.00 | 1.318 | -0.09 | 0.098 | 0.129 |
| | n5_Ant 0 | 20M | BPSK | 50 | 28 | Left Tilted | 0mm | DSI 2/7 | 167300 | 836.5 | Config 0 | 23.75 | 25.00 | 1.334 | -0.16 | 0.106 | 0.141 |
| | n5_Ant 1 | 20M | BPSK | 1 | 1 | Right Cheek | 0mm | DSI 7 | 167300 | 836.5 | Config 1 | 23.35 | 23.50 | 1.035 | -0.08 | 0.876 | 0.907 |
| | n5_Ant 1 | 20M | BPSK | 50 | 28 | Right Cheek | 0mm | DSI 7 | 167300 | 836.5 | Config 1 | 23.38 | 23.50 | 1.028 | -0.11 | 0.959 | 0.986 |
| | n5_Ant 1 | 20M | BPSK | 100 | 0 | Right Cheek | 0mm | DSI 7 | 167300 | 836.5 | Config 1 | 23.18 | 23.50 | 1.076 | -0.17 | 0.870 | 0.937 |
| | n5_Ant 1 | 20M | BPSK | 1 | 1 | Right Tilted | 0mm | DSI 7 | 167300 | 836.5 | Config 1 | 23.35 | 23.50 | 1.035 | -0.06 | 0.642 | 0.665 |
| | n5_Ant 1 | 20M | BPSK | 50 | 28 | Right Tilted | 0mm | DSI 7 | 167300 | 836.5 | Config 1 | 23.38 | 23.50 | 1.028 | -0.03 | 0.653 | 0.671 |
| | n5_Ant 1 | 20M | BPSK | 1 | 1 | Left Cheek | 0mm | DSI 7 | 167300 | 836.5 | Config 1 | 23.35 | 23.50 | 1.035 | -0.03 | 0.473 | 0.490 |
| | n5_Ant 1 | 20M | BPSK | 50 | 28 | Left Cheek | 0mm | DSI 7 | 167300 | 836.5 | Config 1 | 23.38 | 23.50 | 1.028 | -0.07 | 0.486 | 0.500 |
| | n5_Ant 1 | 20M | BPSK | 1 | 1 | Left Tilted | 0mm | DSI 7 | 167300 | 836.5 | Config 1 | 23.35 | 23.50 | 1.035 | -0.05 | 0.387 | 0.401 |
| | n5_Ant 1 | 20M | BPSK | 50 | 28 | Left Tilted | 0mm | DSI 7 | 167300 | 836.5 | Config 1 | 23.38 | 23.50 | 1.028 | 0.01 | 0.413 | 0.425 |
| | n5_Ant 1 | 20M | BPSK | 1 | 1 | Right Cheek | 0mm | DSI 2 | 167300 | 836.5 | Config 1 | 23.35 | 24.30 | 1.245 | -0.08 | 0.876 | 1.090 |
| 20 | n5_Ant 1 | 20M | BPSK | 50 | 28 | Right Cheek | 0mm | DSI 2 | 167300 | 836.5 | Config 1 | 23.38 | 24.30 | 1.236 | -0.11 | 0.959 | 1.185 |
| | n5_Ant 1 | 20M | BPSK | 100 | 0 | Right Cheek | 0mm | DSI 2 | 167300 | 836.5 | Config 1 | 23.18 | 24.30 | 1.294 | -0.17 | 0.870 | 1.126 |
| | n5_Ant 1 | 20M | BPSK | 1 | 1 | Right Tilted | 0mm | DSI 2 | 167300 | 836.5 | Config 1 | 23.35 | 24.30 | 1.245 | -0.06 | 0.642 | 0.799 |
| | n5_Ant 1 | 20M | BPSK | 50 | 28 | Right Tilted | 0mm | DSI 2 | 167300 | 836.5 | Config 1 | 23.38 | 24.30 | 1.236 | -0.03 | 0.633 | 0.782 |
| | n5_Ant 1 | 20M | BPSK | 1 | 1 | Left Cheek | 0mm | DSI 2 | 167300 | 836.5 | Config 1 | 23.35 | 24.30 | 1.245 | -0.03 | 0.473 | 0.589 |
| | n5_Ant 1 | 20M | BPSK | 50 | 28 | Left Cheek | 0mm | DSI 2 | 167300 | 836.5 | Config 1 | 23.38 | 24.30 | 1.236 | -0.07 | 0.486 | 0.601 |
| | n5_Ant 1 | 20M | BPSK | 1 | 1 | Left Tilted | 0mm | DSI 2 | 167300 | 836.5 | Config 1 | 23.35 | 24.30 | 1.245 | -0.05 | 0.387 | 0.482 |
| | n5_Ant 1 | 20M | BPSK | 50 | 28 | Left Tilted | 0mm | DSI 2 | 167300 | 836.5 | Config 1 | 23.38 | 24.30 | 1.236 | 0.01 | 0.413 | 0.510 |
| | n12_Ant 0 | 15M | BPSK | 1 | 1 | Right Cheek | 0mm | DSI 2/7 | 141500 | 707.5 | Config 0 | 23.35 | 24.70 | 1.365 | -0.13 | 0.231 | 0.315 |
| | n12_Ant 0 | 15M | BPSK | 36 | 22 | Right Cheek | 0mm | DSI 2/7 | 141500 | 707.5 | Config 0 | 23.22 | 24.70 | 1.406 | -0.03 | 0.224 | 0.315 |
| | n12_Ant 0 | 15M | BPSK | 1 | 1 | Right Tilted | 0mm | DSI 2/7 | 141500 | 707.5 | Config 0 | 23.35 | 24.70 | 1.365 | -0.09 | 0.148 | 0.202 |
| | n12_Ant 0 | 15M | BPSK | 36 | 22 | Right Tilted | 0mm | DSI 2/7 | 141500 | 707.5 | Config 0 | 23.22 | 24.70 | 1.406 | -0.04 | 0.132 | 0.186 |
| | n12_Ant 0 | 15M | BPSK | 1 | 1 | Left Cheek | 0mm | DSI 2/7 | 141500 | 707.5 | Config 0 | 23.35 | 24.70 | 1.365 | -0.16 | 0.268 | 0.366 |
| | n12_Ant 0 | 15M | BPSK | 36 | 22 | Left Cheek | 0mm | DSI 2/7 | 141500 | 707.5 | Config 0 | 23.22 | 24.70 | 1.406 | -0.12 | 0.244 | 0.343 |
| | n12_Ant 0 | 15M | BPSK | 1 | 1 | Left Tilted | 0mm | DSI 2/7 | 141500 | 707.5 | Config 0 | 23.35 | 24.70 | 1.365 | -0.04 | 0.142 | 0.194 |
| | n12_Ant 0 | 15M | BPSK | 36 | 22 | Left Tilted | 0mm | DSI 2/7 | 141500 | 707.5 | Config 0 | 23.22 | 24.70 | 1.406 | -0.19 | 0.135 | 0.190 |
| | n12_Ant 1 | 15M | BPSK | 1 | 1 | Right Cheek | 0mm | DSI 2/7 | 141500 | 707.5 | Config 1 | 23.55 | 24.70 | 1.303 | -0.04 | 0.595 | 0.775 |
| 21 | n12_Ant 1 | 15M | BPSK | 36 | 22 | Right Cheek | 0mm | DSI 2/7 | 141500 | 707.5 | Config 1 | 23.42 | 24.70 | 1.343 | -0.09 | 0.590 | 0.792 |
| | n12_Ant 1 | 15M | BPSK | 1 | 1 | Right Tilted | 0mm | DSI 2/7 | 141500 | 707.5 | Config 1 | 23.55 | 24.70 | 1.303 | -0.19 | 0.371 | 0.483 |
| | n12_Ant 1 | 15M | BPSK | 36 | 22 | Right Tilted | 0mm | DSI 2/7 | 141500 | 707.5 | Config 1 | 23.42 | 24.70 | 1.343 | -0.08 | 0.377 | 0.506 |
| | n12_Ant 1 | 15M | BPSK | 1 | 1 | Left Cheek | 0mm | DSI 2/7 | 141500 | 707.5 | Config 1 | 23.55 | 24.70 | 1.303 | -0.13 | 0.250 | 0.326 |
| | n12_Ant 1 | 15M | BPSK | 36 | 22 | Left Cheek | 0mm | DSI 2/7 | 141500 | 707.5 | Config 1 | 23.42 | 24.70 | 1.343 | -0.19 | 0.264 | 0.354 |
| | n12_Ant 1 | 15M | BPSK | 1 | 1 | Left Tilted | 0mm | DSI 2/7 | 141500 | 707.5 | Config 1 | 23.55 | 24.70 | 1.303 | -0.03 | 0.178 | 0.232 |
| | n12_Ant 1 | 15M | BPSK | 36 | 22 | Left Tilted | 0mm | DSI 2/7 | 141500 | 707.5 | Config 1 | 23.42 | 24.70 | 1.343 | -0.1 | 0.189 | 0.254 |

| Plot No. | Band | BW (MHz) | Modulation | RB Size | RB offset | Test Position | Gap (mm) | Output Power State | Ch. | Freq. (MHz) | configure | Average Power (dBm) | Tune-Up Limit (dBm) | Tune-up Scaling Factor | Power Drift (dB) | Measured 1g SAR (W/kg) | Reported 1g SAR (W/kg) |
|---|---|---|---|---|---|---|---|---|---|---|---|---|---|---|---|---|---|
| | n25_Ant 2 | 20M | BPSK | 1 | 1 | Right Cheek | 0mm | DSI 2/7 | 372000 | 1860 | Config 0 | 24.25 | 25.70 | 1.396 | 0.18 | 0.509 | 0.711 |
| | n25_Ant 2 | 20M | BPSK | 50 | 28 | Right Cheek | 0mm | DSI 2/7 | 372000 | 1860 | Config 0 | 24.45 | 25.70 | 1.334 | 0.18 | 0.570 | 0.760 |
| 22 | n25_Ant 2 | 20M | BPSK | 50 | 28 | Right Cheek | 0mm | DSI 2/7 | 376000 | 1880 | Config 0 | 24.33 | 25.70 | 1.371 | -0.1 | 0.642 | 0.880 |
| | n25_Ant 2 | 20M | BPSK | 50 | 28 | Right Cheek | 0mm | DSI 2/7 | 381000 | 1905 | Config 0 | 23.90 | 25.70 | 1.514 | 0.1 | 0.538 | 0.814 |
| | n25_Ant 2 | 20M | BPSK | 100 | 0 | Right Cheek | 0mm | DSI 2/7 | 376000 | 1880 | Config 0 | 23.79 | 25.20 | 1.384 | 0.09 | 0.590 | 0.816 |
| | n25_Ant 2 | 20M | BPSK | 1 | 1 | Right Tilted | 0mm | DSI 2/7 | 372000 | 1860 | Config 0 | 24.25 | 25.70 | 1.396 | -0.01 | 0.318 | 0.444 |
| | n25_Ant 2 | 20M | BPSK | 50 | 28 | Right Tilted | 0mm | DSI 2/7 | 372000 | 1860 | Config 0 | 24.45 | 25.70 | 1.334 | -0.08 | 0.326 | 0.435 |
| | n25_Ant 2 | 20M | BPSK | 1 | 1 | Left Cheek | 0mm | DSI 2/7 | 372000 | 1860 | Config 0 | 24.25 | 25.70 | 1.396 | -0.14 | 0.275 | 0.384 |
| | n25_Ant 2 | 20M | BPSK | 50 | 28 | Left Cheek | 0mm | DSI 2/7 | 372000 | 1860 | Config 0 | 24.45 | 25.70 | 1.334 | -0.14 | 0.294 | 0.392 |
| | n25_Ant 2 | 20M | BPSK | 1 | 1 | Left Tilted | 0mm | DSI 2/7 | 372000 | 1860 | Config 0 | 24.25 | 25.70 | 1.396 | -0.02 | 0.307 | 0.429 |
| | n25_Ant 2 | 20M | BPSK | 50 | 28 | Left Tilted | 0mm | DSI 2/7 | 372000 | 1860 | Config 0 | 24.45 | 25.70 | 1.334 | -0.05 | 0.320 | 0.427 |
| | n25_Ant 0 | 20M | BPSK | 1 | 1 | Right Cheek | 0mm | DSI 2/7 | 372000 | 1860 | Config 1 | 25.21 | 25.70 | 1.119 | 0.14 | 0.037 | 0.041 |
| | n25_Ant 0 | 20M | BPSK | 50 | 28 | Right Cheek | 0mm | DSI 2/7 | 376000 | 1880 | Config 1 | 25.22 | 25.70 | 1.117 | -0.1 | 0.080 | 0.089 |
| | n25_Ant 0 | 20M | BPSK | 1 | 1 | Right Tilted | 0mm | DSI 2/7 | 372000 | 1860 | Config 1 | 25.21 | 25.70 | 1.119 | 0.13 | 0.011 | 0.012 |
| | n25_Ant 0 | 20M | BPSK | 50 | 28 | Right Tilted | 0mm | DSI 2/7 | 376000 | 1880 | Config 1 | 25.22 | 25.70 | 1.117 | -0.15 | 0.017 | 0.019 |
| | n25_Ant 0 | 20M | BPSK | 1 | 1 | Left Cheek | 0mm | DSI 2/7 | 372000 | 1860 | Config 1 | 25.21 | 25.70 | 1.119 | 0.14 | 0.060 | 0.067 |
| | n25_Ant 0 | 20M | BPSK | 50 | 28 | Left Cheek | 0mm | DSI 2/7 | 376000 | 1880 | Config 1 | 25.22 | 25.70 | 1.117 | -0.08 | 0.084 | 0.094 |
| | n25_Ant 0 | 20M | BPSK | 50 | 28 | Left Cheek | 0mm | DSI 2/7 | 372000 | 1860 | Config 1 | 25.21 | 25.70 | 1.119 | 0.19 | 0.075 | 0.084 |
| | n25_Ant 0 | 20M | BPSK | 50 | 28 | Left Cheek | 0mm | DSI 2/7 | 381000 | 1905 | Config 1 | 25.20 | 25.70 | 1.122 | -0.12 | 0.072 | 0.081 |
| | n25_Ant 0 | 20M | BPSK | 1 | 1 | Left Tilted | 0mm | DSI 2/7 | 372000 | 1860 | Config 1 | 25.21 | 25.70 | 1.119 | -0.01 | 0.025 | 0.028 |
| | n25_Ant 0 | 20M | BPSK | 50 | 28 | Left Tilted | 0mm | DSI 2/7 | 376000 | 1880 | Config 1 | 25.22 | 25.70 | 1.117 | -0.18 | 0.023 | 0.026 |
| | n66_Ant 2 | 20M | BPSK | 1 | 1 | Right Cheek | 0mm | DSI 2/7 | 344000 | 1720 | Config 0 | 24.57 | 25.70 | 1.297 | -0.05 | 0.426 | 0.553 |
| | n66_Ant 2 | 20M | BPSK | 50 | 28 | Right Cheek | 0mm | DSI 2/7 | 344000 | 1720 | Config 0 | 24.43 | 25.70 | 1.340 | 0.13 | 0.435 | 0.583 |
| | n66_Ant 2 | 20M | BPSK | 1 | 1 | Right Tilted | 0mm | DSI 2/7 | 344000 | 1720 | Config 0 | 24.57 | 25.70 | 1.297 | -0.12 | 0.294 | 0.381 |
| | n66_Ant 2 | 20M | BPSK | 50 | 28 | Right Tilted | 0mm | DSI 2/7 | 344000 | 1720 | Config 0 | 24.43 | 25.70 | 1.340 | -0.1 | 0.313 | 0.419 |
| 23 | n66_Ant 2 | 20M | BPSK | 1 | 1 | Left Cheek | 0mm | DSI 2/7 | 344000 | 1720 | Config 0 | 24.57 | 25.70 | 1.297 | 0.14 | 0.472 | 0.612 |
| | n66_Ant 2 | 20M | BPSK | 1 | 1 | Left Cheek | 0mm | DSI 2/7 | 349000 | 1745 | Config 0 | 24.40 | 25.70 | 1.349 | 0.15 | 0.407 | 0.549 |
| | n66_Ant 2 | 20M | BPSK | 1 | 1 | Left Cheek | 0mm | DSI 2/7 | 354000 | 1770 | Config 0 | 24.34 | 25.70 | 1.368 | 0.07 | 0.400 | 0.547 |
| | n66_Ant 2 | 20M | BPSK | 50 | 28 | Left Cheek | 0mm | DSI 2/7 | 344000 | 1720 | Config 0 | 24.43 | 25.70 | 1.340 | 0.01 | 0.415 | 0.556 |
| | n66_Ant 2 | 20M | BPSK | 1 | 1 | Left Tilted | 0mm | DSI 2/7 | 344000 | 1720 | Config 0 | 24.57 | 25.70 | 1.297 | -0.11 | 0.297 | 0.385 |
| | n66_Ant 2 | 20M | BPSK | 50 | 28 | Left Tilted | 0mm | DSI 2/7 | 344000 | 1720 | Config 0 | 24.43 | 25.70 | 1.340 | -0.08 | 0.301 | 0.403 |
| | n66_Ant 0 | 20M | BPSK | 1 | 1 | Right Cheek | 0mm | DSI 2/7 | 344000 | 1720 | Config 1 | 24.95 | 25.70 | 1.189 | -0.13 | 0.197 | 0.234 |
| | n66_Ant 0 | 20M | BPSK | 50 | 28 | Right Cheek | 0mm | DSI 2/7 | 344000 | 1720 | Config 1 | 24.94 | 25.70 | 1.191 | 0.05 | 0.214 | 0.255 |
| | n66_Ant 0 | 20M | BPSK | 50 | 28 | Right Cheek | 0mm | DSI 2/7 | 349000 | 1745 | Config 1 | 24.93 | 25.70 | 1.194 | 0.07 | 0.229 | 0.273 |
| | n66_Ant 0 | 20M | BPSK | 50 | 28 | Right Cheek | 0mm | DSI 2/7 | 354000 | 1770 | Config 1 | 24.89 | 25.70 | 1.205 | -0.08 | 0.259 | 0.312 |
| | n66_Ant 0 | 20M | BPSK | 1 | 1 | Right Tilted | 0mm | DSI 2/7 | 344000 | 1720 | Config 1 | 24.95 | 25.70 | 1.189 | -0.15 | 0.103 | 0.122 |
| | n66_Ant 0 | 20M | BPSK | 50 | 28 | Right Tilted | 0mm | DSI 2/7 | 344000 | 1720 | Config 1 | 24.94 | 25.70 | 1.191 | -0.16 | 0.127 | 0.151 |
| | n66_Ant 0 | 20M | BPSK | 1 | 1 | Left Cheek | 0mm | DSI 2/7 | 344000 | 1720 | Config 1 | 24.95 | 25.70 | 1.189 | -0.13 | 0.125 | 0.149 |
| | n66_Ant 0 | 20M | BPSK | 50 | 28 | Left Cheek | 0mm | DSI 2/7 | 344000 | 1720 | Config 1 | 24.94 | 25.70 | 1.191 | -0.04 | 0.175 | 0.208 |
| | n66_Ant 0 | 20M | BPSK | 1 | 1 | Left Tilted | 0mm | DSI 2/7 | 344000 | 1720 | Config 1 | 24.95 | 25.70 | 1.189 | -0.04 | 0.111 | 0.132 |
| | n66_Ant 0 | 20M | BPSK | 50 | 28 | Left Tilted | 0mm | DSI 2/7 | 344000 | 1720 | Config 1 | 24.94 | 25.70 | 1.191 | -0.13 | 0.123 | 0.147 |

| Plot No. | Band | BW (MHz) | Modulation | RB Size | RB offset | Test Position | Gap (mm) | Output Power State | Ch. | Freq. (MHz) | configure | Average Power (dBm) | Tune-Up Limit (dBm) | Tune-up Scaling Factor | Power Drift (dB) | Measured 1g SAR (W/kg) | Reported 1g SAR (W/kg) |
|---|---|---|---|---|---|---|---|---|---|---|---|---|---|---|---|---|---|
| | n71_Ant 0 | 20M | BPSK | 1 | 1 | Right Cheek | 0mm | DSI 2/7 | 136100 | 680.5 | Config 0 | 24.29 | 25.70 | 1.384 | -0.14 | 0.269 | 0.372 |
| | n71_Ant 0 | 20M | BPSK | 50 | 28 | Right Cheek | 0mm | DSI 2/7 | 136100 | 680.5 | Config 0 | 24.33 | 25.70 | 1.371 | -0.16 | 0.269 | 0.369 |
| | n71_Ant 0 | 20M | BPSK | 1 | 1 | Right Tilted | 0mm | DSI 2/7 | 136100 | 680.5 | Config 0 | 24.29 | 25.70 | 1.384 | -0.11 | 0.128 | 0.177 |
| | n71_Ant 0 | 20M | BPSK | 50 | 28 | Right Tilted | 0mm | DSI 2/7 | 136100 | 680.5 | Config 0 | 24.33 | 25.70 | 1.371 | -0.04 | 0.148 | 0.203 |
| | n71_Ant 0 | 20M | BPSK | 1 | 1 | Left Cheek | 0mm | DSI 2/7 | 136100 | 680.5 | Config 0 | 24.29 | 25.70 | 1.384 | -0.17 | 0.299 | 0.414 |
| | n71_Ant 0 | 20M | BPSK | 50 | 28 | Left Cheek | 0mm | DSI 2/7 | 136100 | 680.5 | Config 0 | 24.33 | 25.70 | 1.371 | -0.15 | 0.301 | 0.413 |
| | n71_Ant 0 | 20M | BPSK | 1 | 1 | Left Tilted | 0mm | DSI 2/7 | 136100 | 680.5 | Config 0 | 24.29 | 25.70 | 1.384 | 0.05 | 0.132 | 0.183 |
| | n71_Ant 0 | 20M | BPSK | 50 | 28 | Left Tilted | 0mm | DSI 2/7 | 136100 | 680.5 | Config 0 | 24.33 | 25.70 | 1.371 | -0.10 | 0.145 | 0.199 |
| | n71_Ant 1 | 20M | BPSK | 1 | 1 | Right Cheek | 0mm | DSI 7 | 136100 | 680.5 | Config 1 | 24.55 | 25.10 | 1.135 | -0.07 | 0.696 | 0.790 |
| | n71_Ant 1 | 20M | BPSK | 50 | 28 | Right Cheek | 0mm | DSI 7 | 136100 | 680.5 | Config 1 | 24.37 | 25.10 | 1.183 | -0.13 | 0.845 | 1.000 |
| | n71_Ant 1 | 20M | BPSK | 100 | 0 | Right Cheek | 0mm | DSI 7 | 136100 | 680.5 | Config 1 | 23.91 | 25.10 | 1.315 | -0.15 | 0.605 | 0.796 |
| | n71_Ant 1 | 20M | BPSK | 1 | 1 | Right Tilted | 0mm | DSI 7 | 136100 | 680.5 | Config 1 | 24.55 | 25.10 | 1.135 | -0.10 | 0.393 | 0.446 |
| | n71_Ant 1 | 20M | BPSK | 50 | 28 | Right Tilted | 0mm | DSI 7 | 136100 | 680.5 | Config 1 | 24.37 | 25.10 | 1.183 | -0.09 | 0.492 | 0.582 |
| | n71_Ant 1 | 20M | BPSK | 1 | 1 | Left Cheek | 0mm | DSI 7 | 136100 | 680.5 | Config 1 | 24.55 | 25.10 | 1.135 | -0.12 | 0.311 | 0.353 |
| | n71_Ant 1 | 20M | BPSK | 50 | 28 | Left Cheek | 0mm | DSI 7 | 136100 | 680.5 | Config 1 | 24.37 | 25.10 | 1.183 | 0.01 | 0.373 | 0.441 |
| | n71_Ant 1 | 20M | BPSK | 1 | 1 | Left Tilted | 0mm | DSI 7 | 136100 | 680.5 | Config 1 | 24.55 | 25.10 | 1.135 | -0.06 | 0.235 | 0.267 |
| | n71_Ant 1 | 20M | BPSK | 50 | 28 | Left Tilted | 0mm | DSI 7 | 136100 | 680.5 | Config 1 | 24.37 | 25.10 | 1.183 | -0.09 | 0.291 | 0.344 |
| | n71_Ant 1 | 20M | BPSK | 1 | 1 | Right Cheek | 0mm | DSI 2 | 136100 | 680.5 | Config 1 | 24.55 | 25.70 | 1.303 | -0.07 | 0.696 | 0.907 |
| 24 | n71_Ant 1 | 20M | BPSK | 50 | 28 | Right Cheek | 0mm | DSI 2 | 136100 | 680.5 | Config 1 | 24.37 | 25.70 | 1.358 | -0.13 | 0.845 | 1.148 |
| | n71_Ant 1 | 20M | BPSK | 100 | 0 | Right Cheek | 0mm | DSI 2 | 136100 | 680.5 | Config 1 | 23.91 | 25.20 | 1.346 | -0.15 | 0.605 | 0.814 |
| | n71_Ant 1 | 20M | BPSK | 1 | 1 | Right Tilted | 0mm | DSI 2 | 136100 | 680.5 | Config 1 | 24.55 | 25.70 | 1.303 | -0.10 | 0.393 | 0.512 |
| | n71_Ant 1 | 20M | BPSK | 50 | 28 | Right Tilted | 0mm | DSI 2 | 136100 | 680.5 | Config 1 | 24.37 | 25.70 | 1.358 | -0.09 | 0.492 | 0.668 |
| | n71_Ant 1 | 20M | BPSK | 1 | 1 | Left Cheek | 0mm | DSI 2 | 136100 | 680.5 | Config 1 | 24.55 | 25.70 | 1.303 | -0.12 | 0.311 | 0.405 |
| | n71_Ant 1 | 20M | BPSK | 50 | 28 | Left Cheek | 0mm | DSI 2 | 136100 | 680.5 | Config 1 | 24.37 | 25.70 | 1.358 | 0.01 | 0.373 | 0.507 |
| | n71_Ant 1 | 20M | BPSK | 1 | 1 | Left Tilted | 0mm | DSI 2 | 136100 | 680.5 | Config 1 | 24.55 | 25.70 | 1.303 | -0.06 | 0.235 | 0.306 |
| | n71_Ant 1 | 20M | BPSK | 50 | 28 | Left Tilted | 0mm | DSI 2 | 136100 | 680.5 | Config 1 | 24.37 | 25.70 | 1.358 | -0.09 | 0.291 | 0.395 |

| Plot No. | Band | BW (MHz) | Modulation | RB Size | RB offset | Test Position | Gap (mm) | Output Power State | Ch. | Freq. (MHz) | configure | Average Power (dBm) | Tune-Up Limit (dBm) | Tune-up Scaling Factor | Transmission Cycle % | Transmission Cycle Scaling Factor | Power Drift (dB) | Measured 1g SAR (W/kg) | Reported 1g SAR (W/kg) |
|---|---|---|---|---|---|---|---|---|---|---|---|---|---|---|---|---|---|---|---|
| | n41_Ant 2 | 100M | BPSK | 1 | 1 | Right Cheek | 0mm | DSI 2/7 | 518598 | 2592.99 | Config 0 | 24.91 | 25.70 | 1.199 | 25 | 1.320 | -0.09 | 0.038 | 0.060 |
| | n41_Ant 2 | 100M | BPSK | 135 | 69 | Right Cheek | 0mm | DSI 2/7 | 518598 | 2592.99 | Config 0 | 24.62 | 25.70 | 1.282 | 25 | 1.320 | -0.09 | 0.033 | 0.056 |
| | n41_Ant 2 | 100M | BPSK | 1 | 1 | Right Tilted | 0mm | DSI 2/7 | 518598 | 2592.99 | Config 0 | 24.91 | 25.70 | 1.199 | 25 | 1.320 | -0.08 | 0.010 | 0.015 |
| | n41_Ant 2 | 100M | BPSK | 135 | 69 | Right Tilted | 0mm | DSI 2/7 | 518598 | 2592.99 | Config 0 | 24.62 | 25.70 | 1.282 | 25 | 1.320 | 0.09 | 0.012 | 0.020 |
| | n41_Ant 2 | 100M | BPSK | 1 | 1 | Left Cheek | 0mm | DSI 2/7 | 518598 | 2592.99 | Config 0 | 24.91 | 25.70 | 1.199 | 25 | 1.320 | -0.06 | 0.034 | 0.054 |
| | n41_Ant 2 | 100M | BPSK | 135 | 69 | Left Cheek | 0mm | DSI 2/7 | 518598 | 2592.99 | Config 0 | 24.62 | 25.70 | 1.282 | 25 | 1.320 | -0.04 | 0.030 | 0.051 |
| | n41_Ant 2 | 100M | BPSK | 1 | 1 | Left Tilted | 0mm | DSI 2/7 | 518598 | 2592.99 | Config 0 | 24.91 | 25.70 | 1.199 | 25 | 1.320 | -0.12 | 0.025 | 0.040 |
| | n41_Ant 2 | 100M | BPSK | 135 | 69 | Left Tilted | 0mm | DSI 2/7 | 518598 | 2592.99 | Config 0 | 24.62 | 25.70 | 1.282 | 25 | 1.320 | -0.03 | 0.024 | 0.041 |
| | n41_Ant 5 | 100M | BPSK | 1 | 1 | Right Cheek | 0mm | DSI 2/7 | 518598 | 2592.99 | Config 0 | 24.94 | 25.70 | 1.191 | 25 | 1.320 | 0 | 0.138 | 0.217 |
| | n41_Ant 5 | 100M | BPSK | 135 | 0 | Right Cheek | 0mm | DSI 2/7 | 518598 | 2592.99 | Config 0 | 24.66 | 25.70 | 1.271 | 25 | 1.320 | 0.01 | 0.140 | 0.235 |
| | n41_Ant 5 | 100M | BPSK | 1 | 1 | Right Tilted | 0mm | DSI 2/7 | 518598 | 2592.99 | Config 0 | 24.94 | 25.70 | 1.191 | 25 | 1.320 | 0.03 | 0.043 | 0.068 |
| | n41_Ant 5 | 100M | BPSK | 135 | 0 | Right Tilted | 0mm | DSI 2/7 | 518598 | 2592.99 | Config 0 | 24.66 | 25.70 | 1.271 | 25 | 1.320 | -0.02 | 0.054 | 0.091 |
| | n41_Ant 5 | 100M | BPSK | 1 | 1 | Left Cheek | 0mm | DSI 2/7 | 518598 | 2592.99 | Config 0 | 24.94 | 25.70 | 1.191 | 25 | 1.320 | 0.02 | 0.453 | 0.712 |
| | n41_Ant 5 | 100M | BPSK | 135 | 0 | Left Cheek | 0mm | DSI 2/7 | 518598 | 2592.99 | Config 0 | 24.66 | 25.70 | 1.271 | 25 | 1.320 | 0.06 | 0.424 | 0.711 |
| | n41_Ant 5 | 100M | BPSK | 1 | 1 | Left Tilted | 0mm | DSI 2/7 | 518598 | 2592.99 | Config 0 | 24.94 | 25.70 | 1.191 | 25 | 1.320 | -0.04 | 0.038 | 0.060 |
| | n41_Ant 5 | 100M | BPSK | 135 | 0 | Left Tilted | 0mm | DSI 2/7 | 518598 | 2592.99 | Config 0 | 24.66 | 25.70 | 1.271 | 25 | 1.320 | 0.05 | 0.040 | 0.067 |
| | n41_HPUE_Ant 5 | 100M | BPSK | 1 | 1 | Right Cheek | 0mm | DSI 7 | 518598 | 2592.99 | Config 0 | 26.45 | 26.80 | 1.084 | 25 | 1.320 | 0.18 | 0.220 | 0.315 |
| | n41_HPUE_Ant 5 | 100M | BPSK | 135 | 0 | Right Cheek | 0mm | DSI 7 | 518598 | 2592.99 | Config 0 | 26.08 | 26.80 | 1.180 | 25 | 1.320 | -0.08 | 0.202 | 0.315 |
| | n41_HPUE_Ant 5 | 100M | BPSK | 1 | 1 | Right Tilted | 0mm | DSI 7 | 518598 | 2592.99 | Config 0 | 26.45 | 26.80 | 1.084 | 25 | 1.320 | -0.18 | 0.067 | 0.096 |
| | n41_HPUE_Ant 5 | 100M | BPSK | 135 | 0 | Right Tilted | 0mm | DSI 7 | 518598 | 2592.99 | Config 0 | 26.08 | 26.80 | 1.180 | 25 | 1.320 | -0.11 | 0.078 | 0.122 |
| | n41_HPUE_Ant 5 | 100M | BPSK | 1 | 1 | Left Cheek | 0mm | DSI 7 | 518598 | 2592.99 | Config 0 | 26.45 | 26.80 | 1.084 | 25 | 1.320 | -0.05 | 0.663 | 0.949 |
| | n41_HPUE_Ant 5 | 100M | BPSK | 135 | 0 | Left Cheek | 0mm | DSI 7 | 518598 | 2592.99 | Config 0 | 26.08 | 26.80 | 1.180 | 25 | 1.320 | 0.12 | 0.606 | 0.944 |
| | n41_HPUE_Ant 5 | 100M | BPSK | 270 | 0 | Left Cheek | 0mm | DSI 7 | 518598 | 2592.99 | Config 0 | 26.01 | 26.30 | 1.069 | 25 | 1.320 | 0.11 | 0.569 | 0.803 |
| | n41_HPUE_Ant 5 | 100M | BPSK | 1 | 1 | Left Tilted | 0mm | DSI 7 | 518598 | 2592.99 | Config 0 | 26.45 | 26.80 | 1.084 | 25 | 1.320 | -0.13 | 0.056 | 0.080 |
| | n41_HPUE_Ant 5 | 100M | BPSK | 135 | 0 | Left Tilted | 0mm | DSI 7 | 518598 | 2592.99 | Config 0 | 26.08 | 26.80 | 1.180 | 25 | 1.320 | -0.16 | 0.053 | 0.083 |
| | n41_HPUE_Ant 5 | 100M | BPSK | 1 | 1 | Right Cheek | 0mm | DSI 2 | 518598 | 2592.99 | Config 0 | 26.45 | 27.50 | 1.274 | 25 | 1.320 | 0.18 | 0.220 | 0.370 |
| | n41_HPUE_Ant 5 | 100M | BPSK | 135 | 0 | Right Cheek | 0mm | DSI 2 | 518598 | 2592.99 | Config 0 | 26.08 | 27.50 | 1.387 | 25 | 1.320 | -0.08 | 0.202 | 0.370 |
| | n41_HPUE_Ant 5 | 100M | BPSK | 1 | 1 | Right Tilted | 0mm | DSI 2 | 518598 | 2592.99 | Config 0 | 26.45 | 27.50 | 1.274 | 25 | 1.320 | -0.18 | 0.067 | 0.113 |
| | n41_HPUE_Ant 5 | 100M | BPSK | 135 | 0 | Right Tilted | 0mm | DSI 2 | 518598 | 2592.99 | Config 0 | 26.08 | 27.50 | 1.387 | 25 | 1.320 | -0.11 | 0.078 | 0.143 |
| 25 | n41_HPUE_Ant 5 | 100M | BPSK | 1 | 1 | Left Cheek | 0mm | DSI 2 | 518598 | 2592.99 | Config 0 | 26.45 | 27.50 | 1.274 | 25 | 1.320 | -0.05 | 0.663 | 1.115 |
| | n41_HPUE_Ant 5 | 100M | BPSK | 135 | 0 | Left Cheek | 0mm | DSI 2 | 518598 | 2592.99 | Config 0 | 26.08 | 27.50 | 1.387 | 25 | 1.320 | 0.12 | 0.606 | 1.109 |
| | n41_HPUE_Ant 5 | 100M | BPSK | 270 | 0 | Left Cheek | 0mm | DSI 2 | 518598 | 2592.99 | Config 0 | 26.01 | 27.00 | 1.256 | 25 | 1.320 | 0.11 | 0.569 | 0.943 |
| | n41_HPUE_Ant 5 | 100M | BPSK | 1 | 1 | Left Tilted | 0mm | DSI 2 | 518598 | 2592.99 | Config 0 | 26.45 | 27.50 | 1.274 | 25 | 1.320 | -0.13 | 0.056 | 0.094 |
| | n41_HPUE_Ant 5 | 100M | BPSK | 135 | 0 | Left Tilted | 0mm | DSI 2 | 518598 | 2592.99 | Config 0 | 26.08 | 27.50 | 1.387 | 25 | 1.320 | -0.16 | 0.053 | 0.097 |
| | n41_Ant 0 | 100M | BPSK | 1 | 1 | Right Cheek | 0mm | DSI 2/7 | 518598 | 2592.99 | Config 1 | 24.51 | 25.70 | 1.315 | 25 | 1.320 | -0.02 | 0.062 | 0.108 |
| | n41_Ant 0 | 100M | BPSK | 135 | 69 | Right Cheek | 0mm | DSI 2/7 | 518598 | 2592.99 | Config 1 | 24.21 | 25.70 | 1.409 | 25 | 1.320 | -0.01 | 0.080 | 0.149 |
| | n41_Ant 0 | 100M | BPSK | 1 | 1 | Right Tilted | 0mm | DSI 2/7 | 518598 | 2592.99 | Config 1 | 24.51 | 25.70 | 1.315 | 25 | 1.320 | -0.07 | 0.016 | 0.028 |
| | n41_Ant 0 | 100M | BPSK | 135 | 69 | Right Tilted | 0mm | DSI 2/7 | 518598 | 2592.99 | Config 1 | 24.21 | 25.70 | 1.409 | 25 | 1.320 | -0.05 | 0.028 | 0.052 |
| | n41_Ant 0 | 100M | BPSK | 1 | 1 | Left Cheek | 0mm | DSI 2/7 | 518598 | 2592.99 | Config 1 | 24.51 | 25.70 | 1.315 | 25 | 1.320 | -0.05 | 0.085 | 0.148 |
| | n41_Ant 0 | 100M | BPSK | 135 | 69 | Left Cheek | 0mm | DSI 2/7 | 518598 | 2592.99 | Config 1 | 24.21 | 25.70 | 1.409 | 25 | 1.320 | -0.07 | 0.094 | 0.175 |
| | n41_Ant 0 | 100M | BPSK | 1 | 1 | Left Tilted | 0mm | DSI 2/7 | 518598 | 2592.99 | Config 1 | 24.51 | 25.70 | 1.315 | 25 | 1.320 | -0.15 | 0.040 | 0.069 |
| | n41_Ant 0 | 100M | BPSK | 135 | 69 | Left Tilted | 0mm | DSI 2/7 | 518598 | 2592.99 | Config 1 | 24.21 | 25.70 | 1.409 | 25 | 1.320 | -0.03 | 0.054 | 0.100 |

## <WLAN SAR>

| Plot No. | Band | Mode | Test Position | Gap (mm) | Antenna | Power Table | Ch. | Freq. (MHz) | Average Power (dBm) | Tune-Up Limit (dBm) | Tune-up Scaling Factor | Duty Cycle % | Duty Cycle Scaling Factor | Power Drift (dB) | Measured 1g SAR (W/kg) | Reported 1g SAR (W/kg) |
|---|---|---|---|---|---|---|---|---|---|---|---|---|---|---|---|---|
| | WLAN2.4GHz | 802.11b 1Mbps | Right Cheek | 0mm | Ant 4 | 2 | 6 | 2437 | 11.90 | 12.00 | 1.023 | 98.72 | 1.013 | -0.03 | 0.088 | 0.091 |
| | WLAN2.4GHz | 802.11b 1Mbps | Right Tilted | 0mm | Ant 4 | 2 | 6 | 2437 | 11.90 | 12.00 | 1.023 | 98.72 | 1.013 | -0.04 | 0.073 | 0.076 |
| | WLAN2.4GHz | 802.11b 1Mbps | Left Cheek | 0mm | Ant 4 | 2 | 6 | 2437 | 11.90 | 12.00 | 1.023 | 98.72 | 1.013 | -0.14 | 0.340 | 0.352 |
| | WLAN2.4GHz | 802.11b 1Mbps | Left Tilted | 0mm | Ant 4 | 2 | 6 | 2437 | 11.90 | 12.00 | 1.023 | 98.72 | 1.013 | 0.01 | 0.266 | 0.276 |
| | WLAN2.4GHz | 802.11b 1Mbps | Right Cheek | 0mm | Ant 3 | 2 | 1 | 2412 | 14.90 | 15.00 | 1.023 | 98.92 | 1.011 | -0.16 | 0.240 | 0.248 |
| | WLAN2.4GHz | 802.11b 1Mbps | Right Tilted | 0mm | Ant 3 | 2 | 1 | 2412 | 14.90 | 15.00 | 1.023 | 98.92 | 1.011 | -0.04 | 0.042 | 0.043 |
| | WLAN2.4GHz | 802.11b 1Mbps | Left Cheek | 0mm | Ant 3 | 2 | 1 | 2412 | 14.90 | 15.00 | 1.023 | 98.92 | 1.011 | -0.19 | 0.238 | 0.246 |
| | WLAN2.4GHz | 802.11b 1Mbps | Left Tilted | 0mm | Ant 3 | 2 | 1 | 2412 | 14.90 | 15.00 | 1.023 | 98.92 | 1.011 | -0.17 | 0.031 | 0.032 |
| | WLAN2.4GHz | 802.11b 1Mbps | Right Cheek | 0mm | Ant 4+3(4) | 2 | 1 | 2412 | 13.70 | 14.00 | 1.072 | 98.92 | 1.011 | -0.16 | 0.110 | 0.119 |
| | WLAN2.4GHz | 802.11b 1Mbps | Right Cheek | 0mm | Ant 4+3(3) | 2 | 1 | 2412 | 14.90 | 15.00 | 1.023 | 98.92 | 1.011 | -0.16 | 0.433 | 0.448 |
| | WLAN2.4GHz | 802.11b 1Mbps | Right Tilted | 0mm | Ant 4+3(4) | 2 | 1 | 2412 | 13.70 | 14.00 | 1.072 | 98.92 | 1.011 | 0.09 | 0.109 | 0.118 |
| | WLAN2.4GHz | 802.11b 1Mbps | Right Tilted | 0mm | Ant 4+3(3) | 2 | 1 | 2412 | 14.90 | 15.00 | 1.023 | 98.92 | 1.011 | 0.09 | 0.115 | 0.119 |
| | WLAN2.4GHz | 802.11b 1Mbps | Left Cheek | 0mm | Ant 4+3(4) | 2 | 1 | 2412 | 13.70 | 14.00 | 1.072 | 98.92 | 1.011 | -0.15 | 0.467 | 0.506 |
| | WLAN2.4GHz | 802.11b 1Mbps | Left Cheek | 0mm | Ant 4+3(3) | 2 | 1 | 2412 | 14.90 | 15.00 | 1.023 | 98.92 | 1.011 | -0.15 | 0.417 | 0.431 |
| | WLAN2.4GHz | 802.11b 1Mbps | Left Cheek | 0mm | Ant 4+3(4) | 2 | 6 | 2437 | 13.60 | 14.00 | 1.096 | 98.92 | 1.011 | -0.04 | 0.440 | 0.488 |
| | WLAN2.4GHz | 802.11b 1Mbps | Left Cheek | 0mm | Ant 4+3(3) | 2 | 6 | 2437 | 14.70 | 15.00 | 1.072 | 98.92 | 1.011 | -0.04 | 0.224 | 0.243 |
| 26 | WLAN2.4GHz | 802.11b 1Mbps | Left Cheek | 0mm | Ant 4+3(4) | 2 | 11 | 2462 | 13.80 | 14.00 | 1.047 | 98.92 | 1.011 | -0.12 | 0.496 | 0.525 |
| | WLAN2.4GHz | 802.11b 1Mbps | Left Cheek | 0mm | Ant 4+3(3) | 2 | 11 | 2462 | 14.70 | 15.00 | 1.072 | 98.92 | 1.011 | -0.12 | 0.267 | 0.289 |
| | WLAN2.4GHz | 802.11b 1Mbps | Left Tilted | 0mm | Ant 4+3(4) | 2 | 1 | 2412 | 13.70 | 14.00 | 1.072 | 98.92 | 1.011 | -0.06 | 0.366 | 0.396 |
| | WLAN2.4GHz | 802.11b 1Mbps | Left Tilted | 0mm | Ant 4+3(3) | 2 | 1 | 2412 | 14.90 | 15.00 | 1.023 | 98.92 | 1.011 | -0.06 | 0.076 | 0.079 |

| Plot No. | Band | Mode | Test Position | Gap (mm) | Antenna | Power Table | Ch. | Freq. (MHz) | Average Power (dBm) | Tune-Up Limit (dBm) | Tune-up Scaling Factor | Duty Cycle % | Duty Cycle Scaling Factor | Power Drift (dB) | Measured 1g SAR (W/kg) | Reported 1g SAR (W/kg) |
|---|---|---|---|---|---|---|---|---|---|---|---|---|---|---|---|---|
| | WLAN5GHz | 802.11ac-VHT80 MCS0 | Right Cheek | 0mm | Ant 4 | 2 | 58 | 5290 | 10.90 | 11.00 | 1.023 | 92.00 | 1.087 | -0.11 | 0.127 | 0.141 |
| | WLAN5GHz | 802.11ac-VHT80 MCS0 | Right Tilted | 0mm | Ant 4 | 2 | 58 | 5290 | 10.90 | 11.00 | 1.023 | 92.00 | 1.087 | 0.06 | 0.131 | 0.146 |
| | WLAN5GHz | 802.11ac-VHT80 MCS0 | Left Cheek | 0mm | Ant 4 | 2 | 58 | 5290 | 10.90 | 11.00 | 1.023 | 92.00 | 1.087 | 0.16 | 0.114 | 0.127 |
| | WLAN5GHz | 802.11ac-VHT80 MCS0 | Left Tilted | 0mm | Ant 4 | 2 | 58 | 5290 | 10.90 | 11.00 | 1.023 | 92.00 | 1.087 | 0.1 | 0.150 | 0.167 |
| 27 | WLAN5GHz | 802.11n-HT40 MCS0 | Right Cheek | 0mm | Ant 3 | 2 | 54 | 5270 | 15.40 | 15.50 | 1.023 | 95.96 | 1.042 | 0.05 | 0.186 | 0.198 |
| | WLAN5GHz | 802.11n-HT40 MCS0 | Right Cheek | 0mm | Ant 3 | 2 | 62 | 5310 | 13.50 | 14.00 | 1.122 | 95.96 | 1.042 | 0.13 | 0.126 | 0.147 |
| | WLAN5GHz | 802.11n-HT40 MCS0 | Right Tilted | 0mm | Ant 3 | 2 | 54 | 5270 | 15.40 | 15.50 | 1.023 | 95.96 | 1.042 | -0.16 | 0.020 | 0.021 |
| | WLAN5GHz | 802.11n-HT40 MCS0 | Left Cheek | 0mm | Ant 3 | 2 | 54 | 5270 | 15.40 | 15.50 | 1.023 | 95.96 | 1.042 | 0.02 | 0.178 | 0.190 |
| | WLAN5GHz | 802.11n-HT40 MCS0 | Left Tilted | 0mm | Ant 3 | 2 | 54 | 5270 | 15.40 | 15.50 | 1.023 | 95.96 | 1.042 | -0.15 | 0.014 | 0.015 |
| | WLAN5GHz | 802.11n-HT40 MCS0 | Right Cheek | 0mm | Ant 4+3(4) | 2 | 54 | 5270 | 10.80 | 11.00 | 1.047 | 95.93 | 1.042 | -0.03 | 0.065 | 0.071 |
| | WLAN5GHz | 802.11n-HT40 MCS0 | Right Cheek | 0mm | Ant 4+3(3) | 2 | 54 | 5270 | 15.30 | 15.50 | 1.047 | 95.93 | 1.042 | -0.03 | 0.143 | 0.156 |
| | WLAN5GHz | 802.11n-HT40 MCS0 | Right Tilted | 0mm | Ant 4+3(4) | 2 | 54 | 5270 | 10.80 | 11.00 | 1.047 | 95.93 | 1.042 | 0.11 | 0.084 | 0.092 |
| | WLAN5GHz | 802.11n-HT40 MCS0 | Right Tilted | 0mm | Ant 4+3(3) | 2 | 54 | 5270 | 15.30 | 15.50 | 1.047 | 95.93 | 1.042 | 0.11 | 0.021 | 0.023 |
| | WLAN5GHz | 802.11n-HT40 MCS0 | Left Cheek | 0mm | Ant 4+3(4) | 2 | 54 | 5270 | 10.80 | 11.00 | 1.047 | 95.93 | 1.042 | -0.02 | 0.114 | 0.124 |
| | WLAN5GHz | 802.11n-HT40 MCS0 | Left Cheek | 0mm | Ant 4+3(3) | 2 | 54 | 5270 | 15.30 | 15.50 | 1.047 | 95.93 | 1.042 | -0.02 | 0.181 | 0.197 |
| | WLAN5GHz | 802.11n-HT40 MCS0 | Left Tilted | 0mm | Ant 4+3(4) | 2 | 54 | 5270 | 10.80 | 11.00 | 1.047 | 95.93 | 1.042 | 0.11 | 0.135 | 0.147 |
| | WLAN5GHz | 802.11n-HT40 MCS0 | Left Tilted | 0mm | Ant 4+3(3) | 2 | 54 | 5270 | 15.30 | 15.50 | 1.047 | 95.93 | 1.042 | 0.11 | 0.014 | 0.015 |

| Plot No. | Band | Mode | Test Position | Gap (mm) | Antenna | Power Table | Ch. | Freq. (MHz) | Average Power (dBm) | Tune-Up Limit (dBm) | Tune-up Scaling Factor | Duty Cycle % | Duty Cycle Scaling Factor | Power Drift (dB) | Measured 1g SAR (W/kg) | Reported 1g SAR (W/kg) |
|---|---|---|---|---|---|---|---|---|---|---|---|---|---|---|---|---|
| | WLAN5GHz | 802.11ac-VHT80 MCS0 | Right Cheek | 0mm | Ant 4 | 2 | 138 | 5690 | 12.90 | 13.00 | 1.023 | 92.00 | 1.087 | -0.15 | 0.156 | 0.174 |
| | WLAN5GHz | 802.11ac-VHT80 MCS0 | Right Tilted | 0mm | Ant 4 | 2 | 138 | 5690 | 12.90 | 13.00 | 1.023 | 92.00 | 1.087 | -0.02 | 0.224 | 0.249 |
| | WLAN5GHz | 802.11ac-VHT80 MCS0 | Left Cheek | 0mm | Ant 4 | 2 | 138 | 5690 | 12.90 | 13.00 | 1.023 | 92.00 | 1.087 | 0.16 | 0.262 | 0.291 |
| 28 | WLAN5GHz | 802.11ac-VHT80 MCS0 | Left Tilted | 0mm | Ant 4 | 2 | 138 | 5690 | 12.90 | 13.00 | 1.023 | 92.00 | 1.087 | 0.11 | 0.333 | 0.370 |
| | WLAN5GHz | 802.11ac-VHT80 MCS0 | Right Cheek | 0mm | Ant 3 | 2 | 138 | 5690 | 11.80 | 12.00 | 1.047 | 92.00 | 1.087 | -0.16 | 0.129 | 0.147 |
| | WLAN5GHz | 802.11ac-VHT80 MCS0 | Right Tilted | 0mm | Ant 3 | 2 | 138 | 5690 | 11.80 | 12.00 | 1.047 | 92.00 | 1.087 | 0.18 | 0.007 | 0.008 |
| | WLAN5GHz | 802.11ac-VHT80 MCS0 | Left Cheek | 0mm | Ant 3 | 2 | 138 | 5690 | 11.80 | 12.00 | 1.047 | 92.00 | 1.087 | -0.05 | 0.128 | 0.146 |
| | WLAN5GHz | 802.11ac-VHT80 MCS0 | Left Tilted | 0mm | Ant 3 | 2 | 138 | 5690 | 11.80 | 12.00 | 1.047 | 92.00 | 1.087 | -0.09 | 0.011 | 0.013 |
| | WLAN5GHz | 802.11ac-VHT80 MCS0 | Right Cheek | 0mm | Ant 4+3(4) | 2 | 138 | 5690 | 12.90 | 13.00 | 1.023 | 92.00 | 1.087 | -0.12 | 0.131 | 0.146 |
| | WLAN5GHz | 802.11ac-VHT80 MCS0 | Right Cheek | 0mm | Ant 4+3(3) | 2 | 138 | 5690 | 11.90 | 12.00 | 1.023 | 92.00 | 1.087 | -0.12 | 0.134 | 0.149 |
| | WLAN5GHz | 802.11ac-VHT80 MCS0 | Right Tilted | 0mm | Ant 4+3(4) | 2 | 138 | 5690 | 12.90 | 13.00 | 1.023 | 92.00 | 1.087 | 0.19 | 0.176 | 0.196 |
| | WLAN5GHz | 802.11ac-VHT80 MCS0 | Right Tilted | 0mm | Ant 4+3(3) | 2 | 138 | 5690 | 11.90 | 12.00 | 1.023 | 92.00 | 1.087 | 0.19 | 0.006 | 0.007 |
| | WLAN5GHz | 802.11ac-VHT80 MCS0 | Left Cheek | 0mm | Ant 4+3(4) | 2 | 138 | 5690 | 12.90 | 13.00 | 1.023 | 92.00 | 1.087 | -0.09 | 0.184 | 0.205 |
| | WLAN5GHz | 802.11ac-VHT80 MCS0 | Left Cheek | 0mm | Ant 4+3(3) | 2 | 138 | 5690 | 11.90 | 12.00 | 1.023 | 92.00 | 1.087 | -0.09 | 0.099 | 0.110 |
| | WLAN5GHz | 802.11ac-VHT80 MCS0 | Left Tilted | 0mm | Ant 4+3(4) | 2 | 138 | 5690 | 12.90 | 13.00 | 1.023 | 92.00 | 1.087 | -0.09 | 0.317 | 0.353 |
| | WLAN5GHz | 802.11ac-VHT80 MCS0 | Left Tilted | 0mm | Ant 4+3(3) | 2 | 138 | 5690 | 11.90 | 12.00 | 1.023 | 92.00 | 1.087 | -0.09 | 0.014 | 0.016 |
| | WLAN5GHz | 802.11ac-VHT80 MCS0 | Left Tilted | 0mm | Ant 4+3(4) | 2 | 106 | 5530 | 12.40 | 12.50 | 1.023 | 92.00 | 1.087 | -0.04 | 0.177 | 0.197 |
| | WLAN5GHz | 802.11ac-VHT80 MCS0 | Left Tilted | 0mm | Ant 4+3(3) | 2 | 106 | 5530 | 11.90 | 12.00 | 1.023 | 92.00 | 1.087 | -0.04 | 0.009 | 0.010 |
| | WLAN5GHz | 802.11ac-VHT80 MCS0 | Left Tilted | 0mm | Ant 4+3(4) | 2 | 122 | 5610 | 12.80 | 13.00 | 1.047 | 92.00 | 1.087 | 0.01 | 0.258 | 0.294 |
| | WLAN5GHz | 802.11ac-VHT80 MCS0 | Left Tilted | 0mm | Ant 4+3(3) | 2 | 122 | 5610 | 11.80 | 12.00 | 1.047 | 92.00 | 1.087 | 0.01 | 0.011 | 0.013 |
| | WLAN5GHz | 802.11ac-VHT80 MCS0 | Right Cheek | 0mm | Ant 4 | 2 | 155 | 5775 | 14.40 | 14.50 | 1.023 | 92.00 | 1.087 | -0.04 | 0.183 | 0.204 |
| | WLAN5GHz | 802.11ac-VHT80 MCS0 | Right Tilted | 0mm | Ant 4 | 2 | 155 | 5775 | 14.40 | 14.50 | 1.023 | 92.00 | 1.087 | 0.16 | 0.217 | 0.241 |
| | WLAN5GHz | 802.11ac-VHT80 MCS0 | Left Cheek | 0mm | Ant 4 | 2 | 155 | 5775 | 14.40 | 14.50 | 1.023 | 92.00 | 1.087 | 0.13 | 0.251 | 0.279 |
| 29 | WLAN5GHz | 802.11ac-VHT80 MCS0 | Left Tilted | 0mm | Ant 4 | 2 | 155 | 5775 | 14.40 | 14.50 | 1.023 | 92.00 | 1.087 | 0.09 | 0.373 | 0.415 |
| | WLAN5GHz | 802.11ac-VHT80 MCS0 | Right Cheek | 0mm | Ant 3 | 2 | 155 | 5775 | 12.40 | 12.50 | 1.023 | 92.00 | 1.087 | -0.11 | 0.146 | 0.162 |
| | WLAN5GHz | 802.11ac-VHT80 MCS0 | Right Tilted | 0mm | Ant 3 | 2 | 155 | 5775 | 12.40 | 12.50 | 1.023 | 92.00 | 1.087 | 0.02 | 0.001 | 0.001 |
| | WLAN5GHz | 802.11ac-VHT80 MCS0 | Left Cheek | 0mm | Ant 3 | 2 | 155 | 5775 | 12.40 | 12.50 | 1.023 | 92.00 | 1.087 | -0.01 | 0.072 | 0.080 |
| | WLAN5GHz | 802.11ac-VHT80 MCS0 | Left Tilted | 0mm | Ant 3 | 2 | 155 | 5775 | 12.40 | 12.50 | 1.023 | 92.00 | 1.087 | -0.01 | 0.014 | 0.016 |
| | WLAN5GHz | 802.11ac-VHT80 MCS0 | Right Cheek | 0mm | Ant 4+3(4) | 2 | 155 | 5775 | 14.40 | 14.50 | 1.023 | 92.00 | 1.087 | -0.05 | 0.209 | 0.232 |
| | WLAN5GHz | 802.11ac-VHT80 MCS0 | Right Cheek | 0mm | Ant 4+3(3) | 2 | 155 | 5775 | 12.30 | 12.50 | 1.047 | 92.00 | 1.087 | -0.05 | 0.069 | 0.079 |
| | WLAN5GHz | 802.11ac-VHT80 MCS0 | Right Tilted | 0mm | Ant 4+3(4) | 2 | 155 | 5775 | 14.40 | 14.50 | 1.023 | 92.00 | 1.087 | -0.03 | 0.210 | 0.234 |
| | WLAN5GHz | 802.11ac-VHT80 MCS0 | Right Tilted | 0mm | Ant 4+3(3) | 2 | 155 | 5775 | 12.30 | 12.50 | 1.047 | 92.00 | 1.087 | -0.03 | 0.015 | 0.017 |
| | WLAN5GHz | 802.11ac-VHT80 MCS0 | Left Cheek | 0mm | Ant 4+3(4) | 2 | 155 | 5775 | 14.40 | 14.50 | 1.023 | 92.00 | 1.087 | 0.02 | 0.199 | 0.221 |
| | WLAN5GHz | 802.11ac-VHT80 MCS0 | Left Cheek | 0mm | Ant 4+3(3) | 2 | 155 | 5775 | 12.30 | 12.50 | 1.047 | 92.00 | 1.087 | 0.02 | 0.087 | 0.099 |
| | WLAN5GHz | 802.11ac-VHT80 MCS0 | Left Tilted | 0mm | Ant 4+3(4) | 2 | 155 | 5775 | 14.40 | 14.50 | 1.023 | 92.00 | 1.087 | -0.04 | 0.346 | 0.385 |
| | WLAN5GHz | 802.11ac-VHT80 MCS0 | Left Tilted | 0mm | Ant 4+3(3) | 2 | 155 | 5775 | 12.30 | 12.50 | 1.047 | 92.00 | 1.087 | -0.04 | 0.150 | 0.171 |

## <Bluetooth SAR>

| Plot No. | Band | Mode | Test Position | Gap (mm) | Antenna | Power Table | Ch. | Freq. (MHz) | Average Power (dBm) | Tune-Up Limit (dBm) | Tune-up Scaling Factor | Duty Cycle % | Duty Cycle Scaling Factor | Power Drift (dB) | Measured 1g SAR (W/kg) | Reported 1g SAR (W/kg) |
|---|---|---|---|---|---|---|---|---|---|---|---|---|---|---|---|---|
| | Bluetooth | 1Mbps | Right Cheek | 0mm | Ant 4 | 2 | 39 | 2441 | 11.97 | 12.00 | 1.007 | 77.13 | 1.080 | -0.17 | 0.052 | 0.057 |
| | Bluetooth | 1Mbps | Right Tilted | 0mm | Ant 4 | 2 | 39 | 2441 | 11.97 | 12.00 | 1.007 | 77.13 | 1.080 | -0.04 | 0.045 | 0.049 |
| | Bluetooth | 1Mbps | Left Cheek | 0mm | Ant 4 | 2 | 39 | 2441 | 11.97 | 12.00 | 1.007 | 77.13 | 1.080 | -0.08 | 0.199 | 0.216 |
| 30 | Bluetooth | 1Mbps | Left Cheek | 0mm | Ant 4 | 2 | 0 | 2402 | 11.38 | 12.00 | 1.153 | 77.13 | 1.080 | -0.06 | 0.228 | 0.284 |
| | Bluetooth | 1Mbps | Left Cheek | 0mm | Ant 4 | 2 | 78 | 2480 | 11.77 | 12.00 | 1.054 | 77.13 | 1.080 | -0.02 | 0.235 | 0.268 |
| | Bluetooth | 1Mbps | Left Tilted | 0mm | Ant 4 | 2 | 39 | 2441 | 11.97 | 12.00 | 1.007 | 77.13 | 1.080 | -0.15 | 0.141 | 0.153 |

## 14.2 Hotspot SAR

### <GSM SAR>

| Plot No. | Band | Mode | Test Position | Gap (mm) | Output Power State | Ch. | Freq. (MHz) | configure | Average Power (dBm) | Tune-Up Limit (dBm) | Tune-up Scaling Factor | Power Drift (dB) | Measured 1g SAR (W/kg) | Reported 1g SAR (W/kg) |
|---|---|---|---|---|---|---|---|---|---|---|---|---|---|---|
| | GSM850_Ant 0 | GPRS (4 Tx slots) | Front | 10mm | DSI 6 | 189 | 836.4 | config 0 | 27.75 | 29.50 | 1.496 | -0.15 | 0.216 | 0.323 |
| | GSM850_Ant 0 | GPRS (4 Tx slots) | Back | 10mm | DSI 6 | 189 | 836.4 | config 0 | 27.75 | 29.50 | 1.496 | -0.07 | 0.316 | 0.473 |
| | GSM850_Ant 0 | GPRS (4 Tx slots) | Back | 10mm | DSI 6 | 128 | 824.2 | config 0 | 27.72 | 29.50 | 1.507 | -0.02 | 0.338 | 0.509 |
| | GSM850_Ant 0 | GPRS (4 Tx slots) | Back | 10mm | DSI 6 | 251 | 848.8 | config 0 | 27.66 | 29.50 | 1.528 | -0.01 | 0.337 | 0.515 |
| | GSM850_Ant 0 | GPRS (4 Tx slots) | Left Side | 10mm | DSI 6 | 189 | 836.4 | config 0 | 27.75 | 29.50 | 1.496 | -0.13 | 0.261 | 0.391 |
| | GSM850_Ant 0 | GPRS (4 Tx slots) | Right Side | 10mm | DSI 6 | 189 | 836.4 | config 0 | 27.75 | 29.50 | 1.496 | -0.11 | 0.251 | 0.376 |
| | GSM850_Ant 0 | GPRS (4 Tx slots) | Bottom Side | 10mm | DSI 6 | 189 | 836.4 | config 0 | 27.75 | 29.50 | 1.496 | -0.13 | 0.079 | 0.118 |
| | GSM850_Ant 1 | GPRS (4 Tx slots) | Front | 10mm | DSI 6 | 128 | 824.2 | config 1 | 28.09 | 29.50 | 1.384 | -0.13 | 0.310 | 0.429 |
| | GSM850_Ant 1 | GPRS (4 Tx slots) | Back | 10mm | DSI 6 | 128 | 824.2 | config 1 | 28.09 | 29.50 | 1.384 | -0.17 | 0.399 | 0.552 |
| | GSM850_Ant 1 | GPRS (4 Tx slots) | Back | 10mm | DSI 6 | 189 | 836.4 | config 1 | 28.07 | 29.50 | 1.390 | -0.13 | 0.452 | 0.628 |
| 31 | GSM850_Ant 1 | GPRS (4 Tx slots) | Back | 10mm | DSI 6 | 251 | 848.8 | config 1 | 27.91 | 29.50 | 1.442 | -0.14 | 0.464 | 0.669 |
| | GSM850_Ant 1 | GPRS (4 Tx slots) | Left Side | 10mm | DSI 6 | 128 | 824.2 | config 1 | 28.09 | 29.50 | 1.384 | -0.14 | 0.141 | 0.195 |
| | GSM850_Ant 1 | GPRS (4 Tx slots) | Right Side | 10mm | DSI 6 | 128 | 824.2 | config 1 | 28.09 | 29.50 | 1.384 | -0.09 | 0.160 | 0.221 |
| | GSM850_Ant 1 | GPRS (4 Tx slots) | Top Side | 10mm | DSI 6 | 128 | 824.2 | config 1 | 28.09 | 29.50 | 1.384 | -0.02 | 0.247 | 0.342 |
| | GSM1900_Ant 2 | GPRS (4 Tx slots) | Front | 10mm | DSI 6 | 512 | 1850.2 | config 0 | 25.93 | 27.00 | 1.279 | -0.15 | 0.540 | 0.691 |
| | GSM1900_Ant 2 | GPRS (4 Tx slots) | Front | 10mm | DSI 6 | 661 | 1880 | config 0 | 25.91 | 27.00 | 1.285 | -0.17 | 0.597 | 0.767 |
| 32 | GSM1900_Ant 2 | GPRS (4 Tx slots) | Front | 10mm | DSI 6 | 810 | 1909.8 | config 0 | 25.19 | 27.00 | 1.517 | -0.17 | 0.578 | 0.877 |
| | GSM1900_Ant 2 | GPRS (4 Tx slots) | Back | 10mm | DSI 6 | 512 | 1850.2 | config 0 | 25.93 | 27.00 | 1.279 | -0.13 | 0.451 | 0.577 |
| | GSM1900_Ant 2 | GPRS (4 Tx slots) | Left Side | 10mm | DSI 6 | 512 | 1850.2 | config 0 | 25.93 | 27.00 | 1.279 | 0.14 | 0.255 | 0.326 |
| | GSM1900_Ant 2 | GPRS (4 Tx slots) | Right Side | 10mm | DSI 6 | 512 | 1850.2 | config 0 | 25.93 | 27.00 | 1.279 | 0.07 | 0.457 | 0.585 |
| | GSM1900_Ant 2 | GPRS (4 Tx slots) | Bottom Side | 10mm | DSI 6 | 512 | 1850.2 | config 0 | 25.93 | 27.00 | 1.279 | 0 | 0.260 | 0.333 |
| | GSM1900_Ant 0 | GPRS (4 Tx slots) | Front | 10mm | DSI 6 | 512 | 1850.2 | config 1 | 20.69 | 22.60 | 1.552 | -0.02 | 0.254 | 0.394 |
| | GSM1900_Ant 0 | GPRS (4 Tx slots) | Back | 10mm | DSI 6 | 512 | 1850.2 | config 1 | 20.69 | 22.60 | 1.552 | -0.06 | 0.439 | 0.681 |
| | GSM1900_Ant 0 | GPRS (4 Tx slots) | Back | 10mm | DSI 6 | 661 | 1880 | config 1 | 20.61 | 22.60 | 1.581 | -0.16 | 0.490 | 0.775 |
| | GSM1900_Ant 0 | GPRS (4 Tx slots) | Back | 10mm | DSI 6 | 810 | 1909.8 | config 1 | 20.68 | 22.60 | 1.556 | -0.12 | 0.557 | 0.867 |
| | GSM1900_Ant 0 | GPRS (4 Tx slots) | Left Side | 10mm | DSI 6 | 512 | 1850.2 | config 1 | 20.69 | 22.60 | 1.552 | -0.03 | 0.256 | 0.397 |
| | GSM1900_Ant 0 | GPRS (4 Tx slots) | Right Side | 10mm | DSI 6 | 512 | 1850.2 | config 1 | 20.69 | 22.60 | 1.552 | -0.12 | 0.015 | 0.023 |
| | GSM1900_Ant 0 | GPRS (4 Tx slots) | Bottom Side | 10mm | DSI 6 | 512 | 1850.2 | config 1 | 20.69 | 22.60 | 1.552 | 0.03 | 0.429 | 0.666 |

## <WCDMA SAR>

| Plot No. | Band | Mode | Test Position | Gap (mm) | Output Power State | Ch. | Freq. (MHz) | configure | Average Power (dBm) | Tune-Up Limit (dBm) | Tune-up Scaling Factor | Power Drift (dB) | Measured 1g SAR (W/kg) | Reported 1g SAR (W/kg) |
|---|---|---|---|---|---|---|---|---|---|---|---|---|---|---|
| | WCDMA II_Ant 2 | RMC 12.2Kbps | Front | 10mm | DSI 6 | 9400 | 1880 | config 0 | 23.32 | 24.30 | 1.253 | -0.02 | 0.718 | 0.900 |
| | WCDMA II_Ant 2 | RMC 12.2Kbps | Front | 10mm | DSI 6 | 9262 | 1852.4 | config 0 | 23.31 | 24.30 | 1.256 | -0.01 | 0.663 | 0.833 |
| | WCDMA II_Ant 2 | RMC 12.2Kbps | Front | 10mm | DSI 6 | 9538 | 1907.6 | config 0 | 23.23 | 24.30 | 1.279 | -0.07 | 0.726 | 0.929 |
| | WCDMA II_Ant 2 | RMC 12.2Kbps | Back | 10mm | DSI 6 | 9400 | 1880 | config 0 | 23.32 | 24.30 | 1.253 | -0.12 | 0.709 | 0.888 |
| | WCDMA II_Ant 2 | RMC 12.2Kbps | Back | 10mm | DSI 6 | 9262 | 1852.4 | config 0 | 23.31 | 24.30 | 1.256 | -0.16 | 0.603 | 0.757 |
| 33 | WCDMA II_Ant 2 | RMC 12.2Kbps | Back | 10mm | DSI 6 | 9538 | 1907.6 | config 0 | 23.23 | 24.30 | 1.279 | -0.09 | 0.762 | 0.975 |
| | WCDMA II_Ant 2 | RMC 12.2Kbps | Left Side | 10mm | DSI 6 | 9400 | 1880 | config 0 | 23.32 | 24.30 | 1.253 | -0.1 | 0.459 | 0.575 |
| | WCDMA II_Ant 2 | RMC 12.2Kbps | Right Side | 10mm | DSI 6 | 9400 | 1880 | config 0 | 23.32 | 24.30 | 1.253 | 0.06 | 0.628 | 0.787 |
| | WCDMA II_Ant 2 | RMC 12.2Kbps | Bottom Side | 10mm | DSI 6 | 9400 | 1880 | config 0 | 23.32 | 24.30 | 1.253 | 0.15 | 0.347 | 0.435 |
| | WCDMA II_Ant 0 | RMC 12.2Kbps | Front | 10mm | DSI 6 | 9400 | 1880 | config 1 | 20.33 | 21.30 | 1.250 | -0.01 | 0.428 | 0.535 |
| | WCDMA II_Ant 0 | RMC 12.2Kbps | Back | 10mm | DSI 6 | 9400 | 1880 | config 1 | 20.33 | 21.30 | 1.250 | -0.14 | 0.739 | 0.924 |
| | WCDMA II_Ant 0 | RMC 12.2Kbps | Back | 10mm | DSI 6 | 9262 | 1852.4 | config 1 | 20.29 | 21.30 | 1.262 | -0.09 | 0.748 | 0.944 |
| | WCDMA II_Ant 0 | RMC 12.2Kbps | Back | 10mm | DSI 6 | 9538 | 1907.6 | config 1 | 20.16 | 21.30 | 1.300 | -0.08 | 0.684 | 0.889 |
| | WCDMA II_Ant 0 | RMC 12.2Kbps | Left Side | 10mm | DSI 6 | 9400 | 1880 | config 1 | 20.33 | 21.30 | 1.250 | -0.15 | 0.248 | 0.310 |
| | WCDMA II_Ant 0 | RMC 12.2Kbps | Right Side | 10mm | DSI 6 | 9400 | 1880 | config 1 | 20.33 | 21.30 | 1.250 | -0.03 | 0.046 | 0.058 |
| | WCDMA II_Ant 0 | RMC 12.2Kbps | Bottom Side | 10mm | DSI 6 | 9400 | 1880 | config 1 | 20.33 | 21.30 | 1.250 | -0.1 | 0.747 | 0.934 |
| | WCDMA II_Ant 0 | RMC 12.2Kbps | Bottom Side | 10mm | DSI 6 | 9262 | 1852.4 | config 1 | 20.29 | 21.30 | 1.262 | -0.16 | 0.735 | 0.927 |
| | WCDMA II_Ant 0 | RMC 12.2Kbps | Bottom Side | 10mm | DSI 6 | 9538 | 1907.6 | config 1 | 20.16 | 21.30 | 1.300 | -0.18 | 0.715 | 0.930 |
| | WCDMA IV_Ant 2 | RMC 12.2Kbps | Front | 10mm | DSI 6 | 1312 | 1712.4 | config 0 | 23.95 | 24.50 | 1.135 | -0.07 | 0.797 | 0.905 |
| | WCDMA IV_Ant 2 | RMC 12.2Kbps | Front | 10mm | DSI 6 | 1413 | 1732.6 | config 0 | 23.94 | 24.50 | 1.138 | -0.01 | 0.817 | 0.929 |
| | WCDMA IV_Ant 2 | RMC 12.2Kbps | Front | 10mm | DSI 6 | 1513 | 1752.6 | config 0 | 23.82 | 24.50 | 1.169 | -0.07 | 0.792 | 0.926 |
| | WCDMA IV_Ant 2 | RMC 12.2Kbps | Back | 10mm | DSI 6 | 1312 | 1712.4 | config 0 | 23.95 | 24.50 | 1.135 | -0.13 | 0.682 | 0.774 |
| | WCDMA IV_Ant 2 | RMC 12.2Kbps | Left Side | 10mm | DSI 6 | 1312 | 1712.4 | config 0 | 23.95 | 24.50 | 1.135 | -0.14 | 0.198 | 0.225 |
| | WCDMA IV_Ant 2 | RMC 12.2Kbps | Right Side | 10mm | DSI 6 | 1312 | 1712.4 | config 0 | 23.95 | 24.50 | 1.135 | -0.08 | 0.537 | 0.610 |
| | WCDMA IV_Ant 2 | RMC 12.2Kbps | Bottom Side | 10mm | DSI 6 | 1312 | 1712.4 | config 0 | 23.95 | 24.50 | 1.135 | 0.01 | 0.441 | 0.501 |
| | WCDMA IV_Ant 0 | RMC 12.2Kbps | Front | 10mm | DSI 6 | 1312 | 1712.4 | config 1 | 19.67 | 20.90 | 1.327 | 0.03 | 0.263 | 0.349 |
| | WCDMA IV_Ant 0 | RMC 12.2Kbps | Back | 10mm | DSI 6 | 1312 | 1712.4 | config 1 | 19.67 | 20.90 | 1.327 | -0.18 | 0.709 | 0.941 |
| 34 | WCDMA IV_Ant 0 | RMC 12.2Kbps | Back | 10mm | DSI 6 | 1413 | 1732.6 | config 1 | 19.59 | 20.90 | 1.352 | -0.01 | 0.705 | 0.953 |
| | WCDMA IV_Ant 0 | RMC 12.2Kbps | Back | 10mm | DSI 6 | 1513 | 1752.6 | config 1 | 19.50 | 20.90 | 1.380 | -0.19 | 0.677 | 0.935 |
| | WCDMA IV_Ant 0 | RMC 12.2Kbps | Left Side | 10mm | DSI 6 | 1312 | 1712.4 | config 1 | 19.67 | 20.90 | 1.327 | -0.13 | 0.199 | 0.264 |
| | WCDMA IV_Ant 0 | RMC 12.2Kbps | Right Side | 10mm | DSI 6 | 1312 | 1712.4 | config 1 | 19.67 | 20.90 | 1.327 | -0.08 | 0.007 | 0.009 |
| | WCDMA IV_Ant 0 | RMC 12.2Kbps | Bottom Side | 10mm | DSI 6 | 1312 | 1712.4 | config 1 | 19.67 | 20.90 | 1.327 | -0.03 | 0.515 | 0.684 |
| | WCDMA V_Ant 0 | RMC 12.2Kbps | Front | 10mm | DSI 6 | 4182 | 836.4 | config 0 | 24.07 | 25.00 | 1.239 | -0.07 | 0.268 | 0.332 |
| | WCDMA V_Ant 0 | RMC 12.2Kbps | Back | 10mm | DSI 6 | 4182 | 836.4 | config 0 | 24.07 | 25.00 | 1.239 | -0.08 | 0.405 | 0.502 |
| | WCDMA V_Ant 0 | RMC 12.2Kbps | Back | 10mm | DSI 6 | 4132 | 826.4 | config 0 | 24.02 | 25.00 | 1.253 | -0.07 | 0.426 | 0.534 |
| | WCDMA V_Ant 0 | RMC 12.2Kbps | Back | 10mm | DSI 6 | 4233 | 846.6 | config 0 | 24.06 | 25.00 | 1.242 | -0.05 | 0.429 | 0.533 |
| | WCDMA V_Ant 0 | RMC 12.2Kbps | Left Side | 10mm | DSI 6 | 4182 | 836.4 | config 0 | 24.07 | 25.00 | 1.239 | -0.17 | 0.312 | 0.387 |
| | WCDMA V_Ant 0 | RMC 12.2Kbps | Right Side | 10mm | DSI 6 | 4182 | 836.4 | config 0 | 24.07 | 25.00 | 1.239 | -0.03 | 0.312 | 0.387 |
| | WCDMA V_Ant 0 | RMC 12.2Kbps | Bottom Side | 10mm | DSI 6 | 4182 | 836.4 | config 0 | 24.07 | 25.00 | 1.239 | 0.1 | 0.106 | 0.131 |
| | WCDMA V_Ant 1 | RMC 12.2Kbps | Front | 10mm | DSI 6 | 4182 | 836.4 | config 1 | 24.14 | 25.00 | 1.219 | -0.03 | 0.284 | 0.346 |
| | WCDMA V_Ant 1 | RMC 12.2Kbps | Back | 10mm | DSI 6 | 4182 | 836.4 | config 1 | 24.14 | 25.00 | 1.219 | -0.16 | 0.503 | 0.613 |
| | WCDMA V_Ant 1 | RMC 12.2Kbps | Back | 10mm | DSI 6 | 4132 | 826.4 | config 1 | 24.12 | 25.00 | 1.225 | -0.11 | 0.464 | 0.568 |
| 35 | WCDMA V_Ant 1 | RMC 12.2Kbps | Back | 10mm | DSI 6 | 4233 | 846.6 | config 1 | 24.13 | 25.00 | 1.222 | -0.14 | 0.533 | 0.651 |
| | WCDMA V_Ant 1 | RMC 12.2Kbps | Left Side | 10mm | DSI 6 | 4182 | 836.4 | config 1 | 24.14 | 25.00 | 1.219 | 0.07 | 0.137 | 0.167 |
| | WCDMA V_Ant 1 | RMC 12.2Kbps | Right Side | 10mm | DSI 6 | 4182 | 836.4 | config 1 | 24.14 | 25.00 | 1.219 | -0.02 | 0.163 | 0.199 |
| | WCDMA V_Ant 1 | RMC 12.2Kbps | Top Side | 10mm | DSI 6 | 4182 | 836.4 | config 1 | 24.14 | 25.00 | 1.219 | -0.09 | 0.245 | 0.299 |

## <CDMA SAR>

| Plot No. | Band | Mode | Test Position | Gap (mm) | Output Power State | Ch. | Freq. (MHz) | configure | Average Power (dBm) | Tune-Up Limit (dBm) | Tune-up Scaling Factor | Power Drift (dB) | Measured 1g SAR (W/kg) | Reported 1g SAR (W/kg) |
|---|---|---|---|---|---|---|---|---|---|---|---|---|---|---|
| | CDMA BC0_Ant 0 | RTAP 153.6Kbps | Front | 10mm | DSI 6 | 384 | 836.52 | config 0 | 24.40 | 25.50 | 1.288 | -0.16 | 0.326 | 0.420 |
| | CDMA BC0_Ant 0 | RTAP 153.6Kbps | Back | 10mm | DSI 6 | 384 | 836.52 | config 0 | 24.40 | 25.50 | 1.288 | -0.07 | 0.467 | 0.602 |
| | CDMA BC0_Ant 0 | RTAP 153.6Kbps | Back | 10mm | DSI 6 | 1013 | 824.7 | config 0 | 24.35 | 25.50 | 1.303 | -0.06 | 0.516 | 0.672 |
| | CDMA BC0_Ant 0 | RTAP 153.6Kbps | Back | 10mm | DSI 6 | 777 | 848.31 | config 0 | 23.92 | 25.50 | 1.439 | -0.12 | 0.528 | 0.760 |
| | CDMA BC0_Ant 0 | RTAP 153.6Kbps | Left Side | 10mm | DSI 6 | 384 | 836.52 | config 0 | 24.40 | 25.50 | 1.288 | 0.04 | 0.408 | 0.526 |
| | CDMA BC0_Ant 0 | RTAP 153.6Kbps | Right Side | 10mm | DSI 6 | 384 | 836.52 | config 0 | 24.40 | 25.50 | 1.288 | 0.15 | 0.369 | 0.475 |
| | CDMA BC0_Ant 0 | RTAP 153.6Kbps | Bottom Side | 10mm | DSI 6 | 384 | 836.52 | config 0 | 24.40 | 25.50 | 1.288 | 0.08 | 0.128 | 0.165 |
| | CDMA BC0_Ant 1 | RTAP 153.6Kbps | Front | 10mm | DSI 6 | 384 | 836.52 | config 1 | 24.45 | 25.50 | 1.274 | -0.01 | 0.308 | 0.392 |
| | CDMA BC0_Ant 1 | RTAP 153.6Kbps | Back | 10mm | DSI 6 | 384 | 836.52 | config 1 | 24.45 | 25.50 | 1.274 | -0.09 | 0.551 | 0.702 |
| | CDMA BC0_Ant 1 | RTAP 153.6Kbps | Back | 10mm | DSI 6 | 1013 | 824.7 | config 1 | 24.31 | 25.50 | 1.315 | -0.12 | 0.524 | 0.689 |
| 36 | CDMA BC0_Ant 1 | RTAP 153.6Kbps | Back | 10mm | DSI 6 | 777 | 848.31 | config 1 | 24.27 | 25.50 | 1.327 | -0.15 | 0.608 | 0.807 |
| | CDMA BC0_Ant 1 | RTAP 153.6Kbps | Left Side | 10mm | DSI 6 | 384 | 836.52 | config 1 | 24.45 | 25.50 | 1.274 | 0.12 | 0.161 | 0.205 |
| | CDMA BC0_Ant 1 | RTAP 153.6Kbps | Right Side | 10mm | DSI 6 | 384 | 836.52 | config 1 | 24.45 | 25.50 | 1.274 | 0.18 | 0.183 | 0.233 |
| | CDMA BC0_Ant 1 | RTAP 153.6Kbps | Top Side | 10mm | DSI 6 | 384 | 836.52 | config 1 | 24.45 | 25.50 | 1.274 | -0.06 | 0.265 | 0.337 |
| | CDMA BC1_Ant 2 | RTAP 153.6Kbps | Front | 10mm | DSI 6 | 600 | 1880 | config 0 | 23.07 | 24.00 | 1.239 | -0.07 | 0.683 | 0.846 |
| | CDMA BC1_Ant 2 | RTAP 153.6Kbps | Front | 10mm | DSI 6 | 25 | 1851.25 | config 0 | 23.01 | 24.00 | 1.256 | -0.12 | 0.642 | 0.806 |
| | CDMA BC1_Ant 2 | RTAP 153.6Kbps | Front | 10mm | DSI 6 | 1175 | 1908.75 | config 0 | 22.96 | 24.00 | 1.271 | -0.05 | 0.667 | 0.847 |
| | CDMA BC1_Ant 2 | RTAP 153.6Kbps | Back | 10mm | DSI 6 | 600 | 1880 | config 0 | 23.07 | 24.00 | 1.239 | -0.01 | 0.766 | 0.949 |
| | CDMA BC1_Ant 2 | RTAP 153.6Kbps | Back | 10mm | DSI 6 | 25 | 1851.25 | config 0 | 23.01 | 24.00 | 1.256 | -0.03 | 0.654 | 0.821 |
| | CDMA BC1_Ant 2 | RTAP 153.6Kbps | Back | 10mm | DSI 6 | 1175 | 1908.75 | config 0 | 22.96 | 24.00 | 1.271 | 0 | 0.766 | 0.973 |
| | CDMA BC1_Ant 2 | RTAP 153.6Kbps | Left Side | 10mm | DSI 6 | 600 | 1880 | config 0 | 23.07 | 24.00 | 1.239 | 0.06 | 0.408 | 0.505 |
| | CDMA BC1_Ant 2 | RTAP 153.6Kbps | Right Side | 10mm | DSI 6 | 600 | 1880 | config 0 | 23.07 | 24.00 | 1.239 | 0.03 | 0.588 | 0.728 |
| | CDMA BC1_Ant 2 | RTAP 153.6Kbps | Bottom Side | 10mm | DSI 6 | 600 | 1880 | config 0 | 23.07 | 24.00 | 1.239 | -0.05 | 0.342 | 0.424 |
| | CDMA BC1_Ant 0 | RTAP 153.6Kbps | Front | 10mm | DSI 6 | 25 | 1851.25 | config 1 | 19.68 | 20.60 | 1.236 | -0.11 | 0.349 | 0.431 |
| 37 | CDMA BC1_Ant 0 | RTAP 153.6Kbps | Back | 10mm | DSI 6 | 25 | 1851.25 | config 1 | 19.68 | 20.60 | 1.236 | -0.15 | 0.799 | 0.988 |
| | CDMA BC1_Ant 0 | RTAP 153.6Kbps | Back | 10mm | DSI 6 | 600 | 1880 | config 1 | 19.55 | 20.60 | 1.274 | -0.04 | 0.761 | 0.969 |
| | CDMA BC1_Ant 0 | RTAP 153.6Kbps | Back | 10mm | DSI 6 | 1175 | 1908.75 | config 1 | 19.40 | 20.60 | 1.318 | -0.16 | 0.737 | 0.972 |
| | CDMA BC1_Ant 0 | RTAP 153.6Kbps | Left Side | 10mm | DSI 6 | 25 | 1851.25 | config 1 | 19.68 | 20.60 | 1.236 | 0.07 | 0.270 | 0.334 |
| | CDMA BC1_Ant 0 | RTAP 153.6Kbps | Right Side | 10mm | DSI 6 | 25 | 1851.25 | config 1 | 19.68 | 20.60 | 1.236 | -0.1 | 0.028 | 0.035 |
| | CDMA BC1_Ant 0 | RTAP 153.6Kbps | Bottom Side | 10mm | DSI 6 | 25 | 1851.25 | config 1 | 19.68 | 20.60 | 1.236 | 0.15 | 0.601 | 0.743 |
| | CDMA BC10_Ant 0 | RTAP 153.6Kbps | Front | 10mm | DSI 6 | 580 | 820.5 | config 0 | 24.33 | 25.50 | 1.309 | -0.01 | 0.346 | 0.453 |
| 38 | CDMA BC10_Ant 0 | RTAP 153.6Kbps | Back | 10mm | DSI 6 | 580 | 820.5 | config 0 | 24.33 | 25.50 | 1.309 | -0.1 | 0.514 | 0.673 |
| | CDMA BC10_Ant 0 | RTAP 153.6Kbps | Left Side | 10mm | DSI 6 | 580 | 820.5 | config 0 | 24.33 | 25.50 | 1.309 | 0.16 | 0.415 | 0.543 |
| | CDMA BC10_Ant 0 | RTAP 153.6Kbps | Right Side | 10mm | DSI 6 | 580 | 820.5 | config 0 | 24.33 | 25.50 | 1.309 | 0.14 | 0.379 | 0.496 |
| | CDMA BC10_Ant 0 | RTAP 153.6Kbps | Bottom Side | 10mm | DSI 6 | 580 | 820.5 | config 0 | 24.33 | 25.50 | 1.309 | 0.07 | 0.112 | 0.147 |
| | CDMA BC10_Ant 1 | RTAP 153.6Kbps | Front | 10mm | DSI 6 | 580 | 820.5 | config 1 | 24.45 | 25.50 | 1.274 | 0.01 | 0.284 | 0.362 |
| | CDMA BC10_Ant 1 | RTAP 153.6Kbps | Back | 10mm | DSI 6 | 580 | 820.5 | config 1 | 24.45 | 25.50 | 1.274 | -0.11 | 0.507 | 0.646 |
| | CDMA BC10_Ant 1 | RTAP 153.6Kbps | Left Side | 10mm | DSI 6 | 580 | 820.5 | config 1 | 24.45 | 25.50 | 1.274 | 0.14 | 0.182 | 0.232 |
| | CDMA BC10_Ant 1 | RTAP 153.6Kbps | Right Side | 10mm | DSI 6 | 580 | 820.5 | config 1 | 24.45 | 25.50 | 1.274 | -0.02 | 0.188 | 0.239 |
| | CDMA BC10_Ant 1 | RTAP 153.6Kbps | Top Side | 10mm | DSI 6 | 580 | 820.5 | config 1 | 24.45 | 25.50 | 1.274 | -0.09 | 0.233 | 0.297 |

## <FDD LTE SAR>

| Plot No. | Band | BW (MHz) | Modulation | RB Size | RB offset | Test Position | Gap (mm) | Output Power State | Ch. | Freq. (MHz) | configure | Average Power (dBm) | Tune-Up Limit (dBm) | Tune-up Scaling Factor | Power Drift (dB) | Measured 1g SAR (W/kg) | Reported 1g SAR (W/kg) |
|---|---|---|---|---|---|---|---|---|---|---|---|---|---|---|---|---|---|
| | LTE Band 7_Ant 2 | 20M | QPSK | 1 | 99 | Front | 10mm | DSI 6 | 21100 | 2535 | config 0 | 23.39 | 24.20 | 1.205 | -0.05 | 0.506 | 0.610 |
| | LTE Band 7_Ant 2 | 20M | QPSK | 50 | 50 | Front | 10mm | DSI 6 | 21100 | 2535 | config 0 | 23.48 | 24.20 | 1.180 | -0.12 | 0.529 | 0.624 |
| | LTE Band 7_Ant 2 | 20M | QPSK | 1 | 99 | Back | 10mm | DSI 6 | 21100 | 2535 | config 0 | 23.39 | 24.20 | 1.205 | 0.11 | 0.678 | 0.817 |
| | LTE Band 7_Ant 2 | 20M | QPSK | 1 | 99 | Back | 10mm | DSI 6 | 20850 | 2510 | config 0 | 23.27 | 24.20 | 1.239 | -0.07 | 0.579 | 0.717 |
| | LTE Band 7_Ant 2 | 20M | QPSK | 1 | 0 | Back | 10mm | DSI 6 | 21350 | 2560 | config 0 | 23.27 | 24.20 | 1.239 | 0.08 | 0.764 | 0.946 |
| | LTE Band 7_Ant 2 | 20M | QPSK | 50 | 50 | Back | 10mm | DSI 6 | 21100 | 2535 | config 0 | 23.48 | 24.20 | 1.180 | -0.07 | 0.677 | 0.799 |
| | LTE Band 7_Ant 2 | 20M | QPSK | 50 | 50 | Back | 10mm | DSI 6 | 20850 | 2510 | config 0 | 23.36 | 24.20 | 1.213 | -0.09 | 0.577 | 0.700 |
| | LTE Band 7_Ant 2 | 20M | QPSK | 50 | 50 | Back | 10mm | DSI 6 | 21350 | 2560 | config 0 | 23.41 | 24.20 | 1.199 | 0.06 | 0.804 | 0.964 |
| 39 | LTE Band 7_Ant 2 | 20M | QPSK | 100 | 0 | Back | 10mm | DSI 6 | 21350 | 2560 | config 0 | 23.37 | 24.20 | 1.211 | 0.11 | 0.804 | 0.973 |
| | LTE Band 7_Ant 2 | 20M | QPSK | 1 | 99 | Left Side | 10mm | DSI 6 | 21100 | 2535 | config 0 | 23.39 | 24.20 | 1.205 | -0.05 | 0.123 | 0.148 |
| | LTE Band 7_Ant 2 | 20M | QPSK | 50 | 50 | Left Side | 10mm | DSI 6 | 21100 | 2535 | config 0 | 23.48 | 24.20 | 1.180 | -0.16 | 0.135 | 0.159 |
| | LTE Band 7_Ant 2 | 20M | QPSK | 1 | 99 | Right Side | 10mm | DSI 6 | 21100 | 2535 | config 0 | 23.39 | 24.20 | 1.205 | -0.07 | 0.577 | 0.695 |
| | LTE Band 7_Ant 2 | 20M | QPSK | 50 | 50 | Right Side | 10mm | DSI 6 | 21100 | 2535 | config 0 | 23.48 | 24.20 | 1.180 | -0.16 | 0.580 | 0.685 |
| | LTE Band 7_Ant 2 | 20M | QPSK | 1 | 99 | Bottom Side | 10mm | DSI 6 | 21100 | 2535 | config 0 | 23.39 | 24.20 | 1.205 | 0.07 | 0.591 | 0.712 |
| | LTE Band 7_Ant 2 | 20M | QPSK | 50 | 50 | Bottom Side | 10mm | DSI 6 | 21100 | 2535 | config 0 | 23.48 | 24.20 | 1.180 | 0.14 | 0.616 | 0.727 |
| | LTE Band 7C_Ant 2 | 20M | QPSK | 1 | 0 | Back | 10mm | DSI 6 | 21350+21152 | 2560 | config 0 | 23.44 | 24.20 | 1.191 | 0.06 | 0.815 | 0.971 |
| | LTE Band 7_Ant 0 | 20M | QPSK | 1 | 99 | Front | 10mm | DSI 6 | 21100 | 2535 | config 1 | 20.91 | 22.30 | 1.377 | -0.01 | 0.221 | 0.304 |
| | LTE Band 7_Ant 0 | 20M | QPSK | 50 | 50 | Front | 10mm | DSI 6 | 21100 | 2535 | config 1 | 20.99 | 22.30 | 1.352 | -0.14 | 0.232 | 0.314 |
| | LTE Band 7_Ant 0 | 20M | QPSK | 1 | 99 | Back | 10mm | DSI 6 | 21100 | 2535 | config 1 | 20.91 | 22.30 | 1.377 | -0.17 | 0.563 | 0.775 |
| | LTE Band 7_Ant 0 | 20M | QPSK | 50 | 50 | Back | 10mm | DSI 6 | 21100 | 2535 | config 1 | 20.99 | 22.30 | 1.352 | -0.14 | 0.578 | 0.781 |
| | LTE Band 7_Ant 0 | 20M | QPSK | 50 | 50 | Back | 10mm | DSI 6 | 20850 | 2510 | config 1 | 20.89 | 22.30 | 1.384 | -0.17 | 0.541 | 0.749 |
| | LTE Band 7_Ant 0 | 20M | QPSK | 50 | 50 | Back | 10mm | DSI 6 | 21350 | 2560 | config 1 | 20.94 | 22.30 | 1.368 | -0.13 | 0.585 | 0.800 |
| | LTE Band 7_Ant 0 | 20M | QPSK | 100 | 0 | Back | 10mm | DSI 6 | 21100 | 2535 | config 1 | 20.89 | 22.30 | 1.384 | -0.12 | 0.651 | 0.901 |
| | LTE Band 7_Ant 0 | 20M | QPSK | 1 | 99 | Left Side | 10mm | DSI 6 | 21100 | 2535 | config 1 | 20.91 | 22.30 | 1.377 | -0.11 | 0.156 | 0.215 |
| | LTE Band 7_Ant 0 | 20M | QPSK | 50 | 50 | Left Side | 10mm | DSI 6 | 21100 | 2535 | config 1 | 20.99 | 22.30 | 1.352 | -0.12 | 0.161 | 0.218 |
| | LTE Band 7_Ant 0 | 20M | QPSK | 1 | 99 | Right Side | 10mm | DSI 6 | 21100 | 2535 | config 1 | 20.91 | 22.30 | 1.377 | 0.13 | 0.051 | 0.070 |
| | LTE Band 7_Ant 0 | 20M | QPSK | 50 | 50 | Right Side | 10mm | DSI 6 | 21100 | 2535 | config 1 | 20.99 | 22.30 | 1.352 | 0.09 | 0.051 | 0.069 |
| | LTE Band 7_Ant 0 | 20M | QPSK | 1 | 99 | Bottom Side | 10mm | DSI 6 | 21100 | 2535 | config 1 | 20.91 | 22.30 | 1.377 | 0.13 | 0.629 | 0.866 |
| | LTE Band 7_Ant 0 | 20M | QPSK | 1 | 99 | Bottom Side | 10mm | DSI 6 | 20850 | 2510 | config 1 | 20.82 | 22.30 | 1.406 | 0.12 | 0.625 | 0.879 |
| | LTE Band 7_Ant 0 | 20M | QPSK | 1 | 99 | Bottom Side | 10mm | DSI 6 | 21350 | 2560 | config 1 | 20.85 | 22.30 | 1.396 | 0.11 | 0.580 | 0.810 |
| | LTE Band 7_Ant 0 | 20M | QPSK | 50 | 50 | Bottom Side | 10mm | DSI 6 | 21100 | 2535 | config 1 | 20.99 | 22.30 | 1.352 | 0.1 | 0.651 | 0.880 |
| | LTE Band 7_Ant 0 | 20M | QPSK | 50 | 50 | Bottom Side | 10mm | DSI 6 | 20850 | 2510 | config 1 | 20.89 | 22.30 | 1.384 | 0.12 | 0.646 | 0.894 |
| | LTE Band 7_Ant 0 | 20M | QPSK | 50 | 50 | Bottom Side | 10mm | DSI 6 | 21350 | 2560 | config 1 | 20.94 | 22.30 | 1.368 | 0.11 | 0.639 | 0.874 |
| | LTE Band 7_Ant 0 | 20M | QPSK | 100 | 0 | Bottom Side | 10mm | DSI 6 | 21100 | 2535 | config 1 | 20.89 | 22.30 | 1.384 | 0.03 | 0.650 | 0.899 |
| | LTE Band 7C_Ant 0 | 20M | QPSK | 1 | 0 | Back | 10mm | DSI 6 | 21100+20902 | 2535 | config 1 | 21.57 | 22.30 | 1.183 | 0.02 | 0.715 | 0.846 |
| | LTE Band 12_Ant 0 | 10M | QPSK | 1 | 0 | Front | 10mm | DSI 6 | 23095 | 707.5 | Config 0 | 24.52 | 25.70 | 1.312 | -0.14 | 0.280 | 0.367 |
| | LTE Band 12_Ant 0 | 10M | QPSK | 25 | 12 | Front | 10mm | DSI 6 | 23095 | 707.5 | Config 0 | 23.69 | 24.70 | 1.262 | -0.06 | 0.232 | 0.293 |
| | LTE Band 12_Ant 0 | 10M | QPSK | 1 | 0 | Back | 10mm | DSI 6 | 23095 | 707.5 | Config 0 | 24.52 | 25.70 | 1.312 | -0.17 | 0.400 | 0.525 |
| | LTE Band 12_Ant 0 | 10M | QPSK | 25 | 12 | Back | 10mm | DSI 6 | 23095 | 707.5 | Config 0 | 23.69 | 24.70 | 1.262 | -0.11 | 0.350 | 0.442 |
| | LTE Band 12_Ant 0 | 10M | QPSK | 1 | 0 | Left Side | 10mm | DSI 6 | 23095 | 707.5 | Config 0 | 24.52 | 25.70 | 1.312 | -0.03 | 0.279 | 0.366 |
| | LTE Band 12_Ant 0 | 10M | QPSK | 25 | 12 | Left Side | 10mm | DSI 6 | 23095 | 707.5 | Config 0 | 23.69 | 24.70 | 1.262 | -0.1 | 0.226 | 0.285 |
| | LTE Band 12_Ant 0 | 10M | QPSK | 1 | 0 | Right Side | 10mm | DSI 6 | 23095 | 707.5 | Config 0 | 24.52 | 25.70 | 1.312 | -0.18 | 0.259 | 0.340 |
| | LTE Band 12_Ant 0 | 10M | QPSK | 25 | 12 | Right Side | 10mm | DSI 6 | 23095 | 707.5 | Config 0 | 23.69 | 24.70 | 1.262 | -0.1 | 0.218 | 0.275 |
| | LTE Band 12_Ant 0 | 10M | QPSK | 1 | 0 | Bottom Side | 10mm | DSI 6 | 23095 | 707.5 | Config 0 | 24.52 | 25.70 | 1.312 | -0.08 | 0.087 | 0.114 |
| | LTE Band 12_Ant 0 | 10M | QPSK | 25 | 12 | Bottom Side | 10mm | DSI 6 | 23095 | 707.5 | Config 0 | 23.69 | 24.70 | 1.262 | -0.09 | 0.074 | 0.093 |
| | LTE Band 12_Ant 1 | 10M | QPSK | 1 | 49 | Front | 10mm | DSI 6 | 23095 | 707.5 | Config 1 | 24.35 | 25.70 | 1.365 | 0.01 | 0.232 | 0.317 |
| | LTE Band 12_Ant 1 | 10M | QPSK | 25 | 25 | Front | 10mm | DSI 6 | 23095 | 707.5 | Config 1 | 23.48 | 24.70 | 1.324 | 0.01 | 0.191 | 0.253 |
| 40 | LTE Band 12_Ant 1 | 10M | QPSK | 1 | 49 | Back | 10mm | DSI 6 | 23095 | 707.5 | Config 1 | 24.35 | 25.70 | 1.365 | -0.09 | 0.418 | 0.570 |
| | LTE Band 12_Ant 1 | 10M | QPSK | 25 | 25 | Back | 10mm | DSI 6 | 23095 | 707.5 | Config 1 | 23.48 | 24.70 | 1.324 | -0.02 | 0.343 | 0.454 |
| | LTE Band 12_Ant 1 | 10M | QPSK | 1 | 49 | Left Side | 10mm | DSI 6 | 23095 | 707.5 | Config 1 | 24.35 | 25.70 | 1.365 | 0.02 | 0.291 | 0.397 |
| | LTE Band 12_Ant 1 | 10M | QPSK | 25 | 25 | Left Side | 10mm | DSI 6 | 23095 | 707.5 | Config 1 | 23.48 | 24.70 | 1.324 | 0.01 | 0.252 | 0.334 |
| | LTE Band 12_Ant 1 | 10M | QPSK | 1 | 49 | Right Side | 10mm | DSI 6 | 23095 | 707.5 | Config 1 | 24.35 | 25.70 | 1.365 | 0.05 | 0.256 | 0.349 |
| | LTE Band 12_Ant 1 | 10M | QPSK | 25 | 25 | Right Side | 10mm | DSI 6 | 23095 | 707.5 | Config 1 | 23.48 | 24.70 | 1.324 | 0.03 | 0.219 | 0.290 |
| | LTE Band 12_Ant 1 | 10M | QPSK | 1 | 49 | Top Side | 10mm | DSI 6 | 23095 | 707.5 | Config 1 | 24.35 | 25.70 | 1.365 | -0.04 | 0.150 | 0.205 |
| | LTE Band 12_Ant 1 | 10M | QPSK | 25 | 25 | Top Side | 10mm | DSI 6 | 23095 | 707.5 | Config 1 | 23.48 | 24.70 | 1.324 | -0.07 | 0.120 | 0.159 |

| Plot No. | Band | BW (MHz) | Modulation | RB Size | RB offset | Test Position | Gap (mm) | Output Power State | Ch. | Freq. (MHz) | configure | Average Power (dBm) | Tune-Up Limit (dBm) | Tune-up Scaling Factor | Power Drift (dB) | Measured 1g SAR (W/kg) | Reported 1g SAR (W/kg) |
|---|---|---|---|---|---|---|---|---|---|---|---|---|---|---|---|---|---|
| | LTE Band 13_Ant 0 | 10M | QPSK | 1 | 49 | Front | 10mm | DSI 6 | 23230 | 782 | Config 0 | 23.99 | 25.20 | 1.321 | -0.06 | 0.367 | 0.485 |
| | LTE Band 13_Ant 0 | 10M | QPSK | 25 | 12 | Front | 10mm | DSI 6 | 23230 | 782 | Config 0 | 23.00 | 24.20 | 1.318 | -0.05 | 0.312 | 0.411 |
| 41 | LTE Band 13_Ant 0 | 10M | QPSK | 1 | 49 | Back | 10mm | DSI 6 | 23230 | 782 | Config 0 | 23.99 | 25.20 | 1.321 | -0.08 | 0.530 | 0.700 |
| | LTE Band 13_Ant 0 | 10M | QPSK | 25 | 12 | Back | 10mm | DSI 6 | 23230 | 782 | Config 0 | 23.00 | 24.20 | 1.318 | -0.13 | 0.451 | 0.595 |
| | LTE Band 13_Ant 0 | 10M | QPSK | 1 | 49 | Left Side | 10mm | DSI 6 | 23230 | 782 | Config 0 | 23.99 | 25.20 | 1.321 | -0.13 | 0.467 | 0.617 |
| | LTE Band 13_Ant 0 | 10M | QPSK | 25 | 12 | Left Side | 10mm | DSI 6 | 23230 | 782 | Config 0 | 23.00 | 24.20 | 1.318 | -0.07 | 0.395 | 0.521 |
| | LTE Band 13_Ant 0 | 10M | QPSK | 1 | 49 | Right Side | 10mm | DSI 6 | 23230 | 782 | Config 0 | 23.99 | 25.20 | 1.321 | -0.1 | 0.448 | 0.592 |
| | LTE Band 13_Ant 0 | 10M | QPSK | 25 | 12 | Right Side | 10mm | DSI 6 | 23230 | 782 | Config 0 | 23.00 | 24.20 | 1.318 | -0.12 | 0.377 | 0.497 |
| | LTE Band 13_Ant 0 | 10M | QPSK | 1 | 49 | Bottom Side | 10mm | DSI 6 | 23230 | 782 | Config 0 | 23.99 | 25.20 | 1.321 | -0.08 | 0.101 | 0.133 |
| | LTE Band 13_Ant 0 | 10M | QPSK | 25 | 12 | Bottom Side | 10mm | DSI 6 | 23230 | 782 | Config 0 | 23.00 | 24.20 | 1.318 | -0.09 | 0.082 | 0.108 |
| | LTE Band 13_Ant 1 | 10M | QPSK | 1 | 0 | Front | 10mm | DSI 6 | 23230 | 782 | Config 1 | 24.05 | 25.20 | 1.303 | 0 | 0.180 | 0.235 |
| | LTE Band 13_Ant 1 | 10M | QPSK | 25 | 12 | Front | 10mm | DSI 6 | 23230 | 782 | Config 1 | 23.11 | 24.20 | 1.285 | -0.01 | 0.140 | 0.180 |
| | LTE Band 13_Ant 1 | 10M | QPSK | 1 | 0 | Back | 10mm | DSI 6 | 23230 | 782 | Config 1 | 24.05 | 25.20 | 1.303 | -0.13 | 0.325 | 0.424 |
| | LTE Band 13_Ant 1 | 10M | QPSK | 25 | 12 | Back | 10mm | DSI 6 | 23230 | 782 | Config 1 | 23.11 | 24.20 | 1.285 | -0.06 | 0.253 | 0.325 |
| | LTE Band 13_Ant 1 | 10M | QPSK | 1 | 0 | Left Side | 10mm | DSI 6 | 23230 | 782 | Config 1 | 24.05 | 25.20 | 1.303 | -0.17 | 0.172 | 0.224 |
| | LTE Band 13_Ant 1 | 10M | QPSK | 25 | 12 | Left Side | 10mm | DSI 6 | 23230 | 782 | Config 1 | 23.11 | 24.20 | 1.285 | -0.11 | 0.121 | 0.156 |
| | LTE Band 13_Ant 1 | 10M | QPSK | 1 | 0 | Right Side | 10mm | DSI 6 | 23230 | 782 | Config 1 | 24.05 | 25.20 | 1.303 | 0.02 | 0.166 | 0.216 |
| | LTE Band 13_Ant 1 | 10M | QPSK | 25 | 12 | Right Side | 10mm | DSI 6 | 23230 | 782 | Config 1 | 23.11 | 24.20 | 1.285 | 0.08 | 0.124 | 0.159 |
| | LTE Band 13_Ant 1 | 10M | QPSK | 1 | 0 | Top Side | 10mm | DSI 6 | 23230 | 782 | Config 1 | 24.05 | 25.20 | 1.303 | -0.14 | 0.127 | 0.166 |
| | LTE Band 13_Ant 1 | 10M | QPSK | 25 | 12 | Top Side | 10mm | DSI 6 | 23230 | 782 | Config 1 | 23.11 | 24.20 | 1.285 | -0.04 | 0.101 | 0.130 |
| | LTE Band 14_Ant 0 | 10M | QPSK | 1 | 25 | Front | 10mm | DSI 6 | 23330 | 793 | Config 0 | 24.53 | 25.70 | 1.309 | -0.05 | 0.343 | 0.449 |
| | LTE Band 14_Ant 0 | 10M | QPSK | 25 | 25 | Front | 10mm | DSI 6 | 23330 | 793 | Config 0 | 23.50 | 24.70 | 1.318 | -0.04 | 0.289 | 0.381 |
| | LTE Band 14_Ant 0 | 10M | QPSK | 1 | 25 | Back | 10mm | DSI 6 | 23330 | 793 | Config 0 | 24.53 | 25.70 | 1.309 | -0.1 | 0.473 | 0.619 |
| | LTE Band 14_Ant 0 | 10M | QPSK | 25 | 25 | Back | 10mm | DSI 6 | 23330 | 793 | Config 0 | 23.50 | 24.70 | 1.318 | -0.12 | 0.400 | 0.527 |
| | LTE Band 14_Ant 0 | 10M | QPSK | 1 | 25 | Left Side | 10mm | DSI 6 | 23330 | 793 | Config 0 | 24.53 | 25.70 | 1.309 | -0.1 | 0.352 | 0.461 |
| | LTE Band 14_Ant 0 | 10M | QPSK | 25 | 25 | Left Side | 10mm | DSI 6 | 23330 | 793 | Config 0 | 23.50 | 24.70 | 1.318 | -0.08 | 0.302 | 0.398 |
| | LTE Band 14_Ant 0 | 10M | QPSK | 1 | 25 | Right Side | 10mm | DSI 6 | 23330 | 793 | Config 0 | 24.53 | 25.70 | 1.309 | -0.08 | 0.400 | 0.524 |
| | LTE Band 14_Ant 0 | 10M | QPSK | 25 | 25 | Right Side | 10mm | DSI 6 | 23330 | 793 | Config 0 | 23.50 | 24.70 | 1.318 | -0.09 | 0.339 | 0.447 |
| | LTE Band 14_Ant 0 | 10M | QPSK | 1 | 25 | Bottom Side | 10mm | DSI 6 | 23330 | 793 | Config 0 | 24.53 | 25.70 | 1.309 | -0.14 | 0.120 | 0.157 |
| | LTE Band 14_Ant 0 | 10M | QPSK | 25 | 25 | Bottom Side | 10mm | DSI 6 | 23330 | 793 | Config 0 | 23.50 | 24.70 | 1.318 | -0.12 | 0.101 | 0.133 |
| | LTE Band 14_Ant 1 | 10M | QPSK | 1 | 0 | Front | 10mm | DSI 6 | 23330 | 793 | Config 1 | 24.68 | 25.70 | 1.265 | -0.05 | 0.311 | 0.393 |
| | LTE Band 14_Ant 1 | 10M | QPSK | 25 | 25 | Front | 10mm | DSI 6 | 23330 | 793 | Config 1 | 23.65 | 24.70 | 1.274 | -0.03 | 0.244 | 0.311 |
| 42 | LTE Band 14_Ant 1 | 10M | QPSK | 1 | 0 | Back | 10mm | DSI 6 | 23330 | 793 | Config 1 | 24.68 | 25.70 | 1.265 | 0.02 | 0.526 | 0.665 |
| | LTE Band 14_Ant 1 | 10M | QPSK | 25 | 25 | Back | 10mm | DSI 6 | 23330 | 793 | Config 1 | 23.65 | 24.70 | 1.274 | -0.01 | 0.427 | 0.544 |
| | LTE Band 14_Ant 1 | 10M | QPSK | 1 | 0 | Left Side | 10mm | DSI 6 | 23330 | 793 | Config 1 | 24.68 | 25.70 | 1.265 | 0.06 | 0.220 | 0.278 |
| | LTE Band 14_Ant 1 | 10M | QPSK | 25 | 25 | Left Side | 10mm | DSI 6 | 23330 | 793 | Config 1 | 23.65 | 24.70 | 1.274 | 0.01 | 0.160 | 0.204 |
| | LTE Band 14_Ant 1 | 10M | QPSK | 1 | 0 | Right Side | 10mm | DSI 6 | 23330 | 793 | Config 1 | 24.68 | 25.70 | 1.265 | -0.02 | 0.264 | 0.334 |
| | LTE Band 14_Ant 1 | 10M | QPSK | 25 | 25 | Right Side | 10mm | DSI 6 | 23330 | 793 | Config 1 | 23.65 | 24.70 | 1.274 | 0.02 | 0.193 | 0.246 |
| | LTE Band 14_Ant 1 | 10M | QPSK | 1 | 0 | Top Side | 10mm | DSI 6 | 23330 | 793 | Config 1 | 24.68 | 25.70 | 1.265 | -0.05 | 0.223 | 0.282 |
| | LTE Band 14_Ant 1 | 10M | QPSK | 25 | 25 | Top Side | 10mm | DSI 6 | 23330 | 793 | Config 1 | 23.65 | 24.70 | 1.274 | -0.09 | 0.184 | 0.234 |

| Plot No. | Band | BW (MHz) | Modulation | RB Size | RB offset | Test Position | Gap (mm) | Output Power State | Ch. | Freq. (MHz) | configure | Average Power (dBm) | Tune-Up Limit (dBm) | Tune-up Scaling Factor | Power Drift (dB) | Measured 1g SAR (W/kg) | Reported 1g SAR (W/kg) |
|---|---|---|---|---|---|---|---|---|---|---|---|---|---|---|---|---|---|
| | LTE Band 25_Ant 2 | 20M | QPSK | 1 | 0 | Front | 10mm | DSI 6 | 26140 | 1860 | config 0 | 23.20 | 24.40 | 1.318 | -0.13 | 0.674 | 0.889 |
| | LTE Band 25_Ant 2 | 20M | QPSK | 1 | 0 | Front | 10mm | DSI 6 | 26340 | 1880 | config 0 | 23.18 | 24.40 | 1.324 | -0.18 | 0.704 | 0.932 |
| | LTE Band 25_Ant 2 | 20M | QPSK | 1 | 0 | Front | 10mm | DSI 6 | 26590 | 1905 | config 0 | 23.06 | 24.40 | 1.361 | -0.17 | 0.638 | 0.869 |
| | LTE Band 25_Ant 2 | 20M | QPSK | 50 | 24 | Front | 10mm | DSI 6 | 26140 | 1860 | config 0 | 23.36 | 24.40 | 1.271 | 0.15 | 0.706 | 0.897 |
| 43 | LTE Band 25_Ant 2 | 20M | QPSK | 50 | 24 | Front | 10mm | DSI 6 | 26340 | 1880 | config 0 | 23.32 | 24.40 | 1.282 | -0.16 | 0.728 | 0.934 |
| | LTE Band 25_Ant 2 | 20M | QPSK | 50 | 24 | Front | 10mm | DSI 6 | 26590 | 1905 | config 0 | 23.22 | 24.40 | 1.312 | -0.18 | 0.676 | 0.887 |
| | LTE Band 25_Ant 2 | 20M | QPSK | 100 | 0 | Front | 10mm | DSI 6 | 26140 | 1860 | config 0 | 23.36 | 24.40 | 1.271 | -0.13 | 0.710 | 0.902 |
| | LTE Band 25_Ant 2 | 20M | QPSK | 1 | 0 | Back | 10mm | DSI 6 | 26140 | 1860 | config 0 | 23.20 | 24.40 | 1.318 | -0.04 | 0.616 | 0.812 |
| | LTE Band 25_Ant 2 | 20M | QPSK | 1 | 0 | Back | 10mm | DSI 6 | 26340 | 1880 | config 0 | 23.18 | 24.40 | 1.324 | -0.06 | 0.686 | 0.908 |
| | LTE Band 25_Ant 2 | 20M | QPSK | 1 | 0 | Back | 10mm | DSI 6 | 26590 | 1905 | config 0 | 23.06 | 24.40 | 1.361 | -0.04 | 0.664 | 0.904 |
| | LTE Band 25_Ant 2 | 20M | QPSK | 50 | 24 | Back | 10mm | DSI 6 | 26140 | 1860 | config 0 | 23.36 | 24.40 | 1.271 | -0.11 | 0.666 | 0.846 |
| | LTE Band 25_Ant 2 | 20M | QPSK | 50 | 24 | Back | 10mm | DSI 6 | 26340 | 1880 | config 0 | 23.32 | 24.40 | 1.282 | -0.04 | 0.723 | 0.927 |
| | LTE Band 25_Ant 2 | 20M | QPSK | 50 | 24 | Back | 10mm | DSI 6 | 26590 | 1905 | config 0 | 23.22 | 24.40 | 1.312 | 0.02 | 0.693 | 0.909 |
| | LTE Band 25_Ant 2 | 20M | QPSK | 100 | 0 | Back | 10mm | DSI 6 | 26140 | 1860 | config 0 | 23.36 | 24.40 | 1.271 | -0.02 | 0.666 | 0.846 |
| | LTE Band 25_Ant 2 | 20M | QPSK | 1 | 0 | Left Side | 10mm | DSI 6 | 26140 | 1860 | config 0 | 23.20 | 24.40 | 1.318 | -0.02 | 0.224 | 0.295 |
| | LTE Band 25_Ant 2 | 20M | QPSK | 50 | 24 | Left Side | 10mm | DSI 6 | 26140 | 1860 | config 0 | 23.36 | 24.40 | 1.271 | 0.19 | 0.262 | 0.333 |
| | LTE Band 25_Ant 2 | 20M | QPSK | 1 | 0 | Right Side | 10mm | DSI 6 | 26140 | 1860 | config 0 | 23.20 | 24.40 | 1.318 | -0.18 | 0.635 | 0.837 |
| | LTE Band 25_Ant 2 | 20M | QPSK | 1 | 0 | Right Side | 10mm | DSI 6 | 26340 | 1880 | config 0 | 23.18 | 24.40 | 1.324 | -0.08 | 0.663 | 0.878 |
| | LTE Band 25_Ant 2 | 20M | QPSK | 1 | 0 | Right Side | 10mm | DSI 6 | 26590 | 1905 | config 0 | 23.06 | 24.40 | 1.361 | -0.03 | 0.545 | 0.742 |
| | LTE Band 25_Ant 2 | 20M | QPSK | 50 | 24 | Right Side | 10mm | DSI 6 | 26140 | 1860 | config 0 | 23.36 | 24.40 | 1.271 | -0.11 | 0.672 | 0.854 |
| | LTE Band 25_Ant 2 | 20M | QPSK | 50 | 24 | Right Side | 10mm | DSI 6 | 26340 | 1880 | config 0 | 23.32 | 24.40 | 1.282 | -0.08 | 0.662 | 0.849 |
| | LTE Band 25_Ant 2 | 20M | QPSK | 50 | 24 | Right Side | 10mm | DSI 6 | 26590 | 1905 | config 0 | 23.22 | 24.40 | 1.312 | -0.14 | 0.576 | 0.756 |
| | LTE Band 25_Ant 2 | 20M | QPSK | 100 | 0 | Right Side | 10mm | DSI 6 | 26140 | 1860 | config 0 | 23.36 | 24.40 | 1.271 | -0.16 | 0.683 | 0.868 |
| | LTE Band 25_Ant 2 | 20M | QPSK | 1 | 0 | Bottom Side | 10mm | DSI 6 | 26140 | 1860 | config 0 | 23.20 | 24.40 | 1.318 | 0.08 | 0.516 | 0.680 |
| | LTE Band 25_Ant 2 | 20M | QPSK | 50 | 24 | Bottom Side | 10mm | DSI 6 | 26140 | 1860 | config 0 | 23.36 | 24.40 | 1.271 | 0.11 | 0.567 | 0.720 |
| | LTE Band 25_Ant 0 | 20M | QPSK | 1 | 0 | Front | 10mm | DSI 6 | 26140 | 1860 | config 1 | 17.45 | 18.90 | 1.396 | 0.13 | 0.246 | 0.344 |
| | LTE Band 25_Ant 0 | 20M | QPSK | 50 | 24 | Front | 10mm | DSI 6 | 26140 | 1860 | config 1 | 17.56 | 18.90 | 1.361 | 0.12 | 0.274 | 0.373 |
| | LTE Band 25_Ant 0 | 20M | QPSK | 1 | 0 | Back | 10mm | DSI 6 | 26140 | 1860 | config 1 | 17.45 | 18.90 | 1.396 | -0.1 | 0.573 | 0.800 |
| | LTE Band 25_Ant 0 | 20M | QPSK | 1 | 0 | Back | 10mm | DSI 6 | 26340 | 1880 | config 1 | 17.36 | 18.90 | 1.426 | -0.09 | 0.562 | 0.801 |
| | LTE Band 25_Ant 0 | 20M | QPSK | 1 | 0 | Back | 10mm | DSI 6 | 26590 | 1905 | config 1 | 17.21 | 18.90 | 1.476 | -0.06 | 0.593 | 0.875 |
| | LTE Band 25_Ant 0 | 20M | QPSK | 50 | 24 | Back | 10mm | DSI 6 | 26140 | 1860 | config 1 | 17.56 | 18.90 | 1.361 | -0.06 | 0.588 | 0.801 |
| | LTE Band 25_Ant 0 | 20M | QPSK | 50 | 24 | Back | 10mm | DSI 6 | 26340 | 1880 | config 1 | 17.53 | 18.90 | 1.371 | -0.11 | 0.620 | 0.850 |
| | LTE Band 25_Ant 0 | 20M | QPSK | 50 | 24 | Back | 10mm | DSI 6 | 26590 | 1905 | config 1 | 17.35 | 18.90 | 1.429 | -0.12 | 0.589 | 0.842 |
| | LTE Band 25_Ant 0 | 20M | QPSK | 100 | 0 | Back | 10mm | DSI 6 | 26140 | 1860 | config 1 | 17.57 | 18.90 | 1.358 | -0.08 | 0.487 | 0.661 |
| | LTE Band 25_Ant 0 | 20M | QPSK | 1 | 0 | Left Side | 10mm | DSI 6 | 26140 | 1860 | config 1 | 17.45 | 18.90 | 1.396 | 0.01 | 0.156 | 0.218 |
| | LTE Band 25_Ant 0 | 20M | QPSK | 50 | 24 | Left Side | 10mm | DSI 6 | 26140 | 1860 | config 1 | 17.56 | 18.90 | 1.361 | 0.01 | 0.174 | 0.237 |
| | LTE Band 25_Ant 0 | 20M | QPSK | 1 | 0 | Right Side | 10mm | DSI 6 | 26140 | 1860 | config 1 | 17.45 | 18.90 | 1.396 | -0.19 | 0.017 | 0.024 |
| | LTE Band 25_Ant 0 | 20M | QPSK | 50 | 24 | Right Side | 10mm | DSI 6 | 26140 | 1860 | config 1 | 17.56 | 18.90 | 1.361 | -0.13 | 0.018 | 0.025 |
| | LTE Band 25_Ant 0 | 20M | QPSK | 1 | 0 | Bottom Side | 10mm | DSI 6 | 26140 | 1860 | config 1 | 17.45 | 18.90 | 1.396 | 0.06 | 0.407 | 0.568 |
| | LTE Band 25_Ant 0 | 20M | QPSK | 50 | 24 | Bottom Side | 10mm | DSI 6 | 26140 | 1860 | config 1 | 17.56 | 18.90 | 1.361 | 0.08 | 0.451 | 0.614 |

| Plot No. | Band | BW (MHz) | Modulation | RB Size | RB offset | Test Position | Gap (mm) | Output Power State | Ch. | Freq. (MHz) | configure | Average Power (dBm) | Tune-Up Limit (dBm) | Tune-up Scaling Factor | Power Drift (dB) | Measured 1g SAR (W/kg) | Reported 1g SAR (W/kg) |
|---|---|---|---|---|---|---|---|---|---|---|---|---|---|---|---|---|---|
| | LTE Band 26_Ant 0 | 15M | QPSK | 1 | 74 | Front | 10mm | DSI 6 | 26865 | 831.5 | config 0 | 24.59 | 25.70 | 1.291 | -0.08 | 0.289 | 0.373 |
| | LTE Band 26_Ant 0 | 15M | QPSK | 36 | 20 | Front | 10mm | DSI 6 | 26865 | 831.5 | config 0 | 23.46 | 24.70 | 1.330 | -0.04 | 0.250 | 0.333 |
| | LTE Band 26_Ant 0 | 15M | QPSK | 1 | 74 | Back | 10mm | DSI 6 | 26865 | 831.5 | config 0 | 24.59 | 25.70 | 1.291 | -0.06 | 0.416 | 0.537 |
| | LTE Band 26_Ant 0 | 15M | QPSK | 36 | 20 | Back | 10mm | DSI 6 | 26865 | 831.5 | config 0 | 23.46 | 24.70 | 1.330 | -0.16 | 0.360 | 0.479 |
| | LTE Band 26_Ant 0 | 15M | QPSK | 1 | 74 | Left Side | 10mm | DSI 6 | 26865 | 831.5 | config 0 | 24.59 | 25.70 | 1.291 | -0.17 | 0.320 | 0.413 |
| | LTE Band 26_Ant 0 | 15M | QPSK | 36 | 20 | Left Side | 10mm | DSI 6 | 26865 | 831.5 | config 0 | 23.46 | 24.70 | 1.330 | -0.17 | 0.275 | 0.366 |
| | LTE Band 26_Ant 0 | 15M | QPSK | 1 | 74 | Right Side | 10mm | DSI 6 | 26865 | 831.5 | config 0 | 24.59 | 25.70 | 1.291 | -0.08 | 0.326 | 0.421 |
| | LTE Band 26_Ant 0 | 15M | QPSK | 36 | 20 | Right Side | 10mm | DSI 6 | 26865 | 831.5 | config 0 | 23.46 | 24.70 | 1.330 | -0.09 | 0.282 | 0.375 |
| | LTE Band 26_Ant 0 | 15M | QPSK | 1 | 74 | Bottom Side | 10mm | DSI 6 | 26865 | 831.5 | config 0 | 24.59 | 25.70 | 1.291 | 0.07 | 0.125 | 0.161 |
| | LTE Band 26_Ant 0 | 15M | QPSK | 36 | 20 | Bottom Side | 10mm | DSI 6 | 26865 | 831.5 | config 0 | 23.46 | 24.70 | 1.330 | 0.08 | 0.104 | 0.138 |
| | LTE Band 5B_Ant 0 | 10M | QPSK | 1 | 0 | Back | 10mm | DSI 6 | 20600+20501 | 844 | config 0 | 25.61 | 25.70 | 1.021 | 0.06 | 0.466 | 0.476 |
| | LTE Band 26_Ant 1 | 15M | QPSK | 1 | 74 | Front | 10mm | DSI 6 | 26865 | 831.5 | config 1 | 24.78 | 25.70 | 1.236 | -0.12 | 0.296 | 0.366 |
| | LTE Band 26_Ant 1 | 15M | QPSK | 36 | 20 | Front | 10mm | DSI 6 | 26865 | 831.5 | config 1 | 23.66 | 24.70 | 1.271 | -0.11 | 0.242 | 0.307 |
| 44 | LTE Band 26_Ant 1 | 15M | QPSK | 1 | 74 | Back | 10mm | DSI 6 | 26865 | 831.5 | config 1 | 24.78 | 25.70 | 1.236 | -0.06 | 0.534 | 0.660 |
| | LTE Band 26_Ant 1 | 15M | QPSK | 36 | 20 | Back | 10mm | DSI 6 | 26865 | 831.5 | config 1 | 23.66 | 24.70 | 1.271 | -0.04 | 0.447 | 0.568 |
| | LTE Band 26_Ant 1 | 15M | QPSK | 1 | 74 | Left Side | 10mm | DSI 6 | 26865 | 831.5 | config 1 | 24.78 | 25.70 | 1.236 | -0.07 | 0.131 | 0.162 |
| | LTE Band 26_Ant 1 | 15M | QPSK | 36 | 20 | Left Side | 10mm | DSI 6 | 26865 | 831.5 | config 1 | 23.66 | 24.70 | 1.271 | -0.09 | 0.102 | 0.130 |
| | LTE Band 26_Ant 1 | 15M | QPSK | 1 | 74 | Right Side | 10mm | DSI 6 | 26865 | 831.5 | config 1 | 24.78 | 25.70 | 1.236 | -0.19 | 0.129 | 0.159 |
| | LTE Band 26_Ant 1 | 15M | QPSK | 36 | 20 | Right Side | 10mm | DSI 6 | 26865 | 831.5 | config 1 | 23.66 | 24.70 | 1.271 | -0.15 | 0.115 | 0.146 |
| | LTE Band 26_Ant 1 | 15M | QPSK | 1 | 74 | Top Side | 10mm | DSI 6 | 26865 | 831.5 | config 1 | 24.78 | 25.70 | 1.236 | -0.07 | 0.232 | 0.287 |
| | LTE Band 26_Ant 1 | 15M | QPSK | 36 | 20 | Top Side | 10mm | DSI 6 | 26865 | 831.5 | config 1 | 23.66 | 24.70 | 1.271 | -0.06 | 0.194 | 0.246 |
| | LTE Band 5B_Ant 1 | 10M | QPSK | 1 | 49 | Back | 10mm | DSI 6 | 20450+20549 | 844 | config 1 | 25.64 | 25.70 | 1.014 | 0.12 | 0.649 | 0.658 |
| | LTE Band 30_Ant 2 | 10M | QPSK | 1 | 0 | Front | 10mm | DSI 6 | 27710 | 2310 | config 0 | 22.93 | 23.70 | 1.194 | -0.12 | 0.339 | 0.405 |
| | LTE Band 30_Ant 2 | 10M | QPSK | 25 | 25 | Front | 10mm | DSI 6 | 27710 | 2310 | config 0 | 21.94 | 22.70 | 1.191 | -0.07 | 0.268 | 0.319 |
| | LTE Band 30_Ant 2 | 10M | QPSK | 1 | 0 | Back | 10mm | DSI 6 | 27710 | 2310 | config 0 | 22.93 | 23.70 | 1.194 | -0.04 | 0.284 | 0.339 |
| | LTE Band 30_Ant 2 | 10M | QPSK | 25 | 25 | Back | 10mm | DSI 6 | 27710 | 2310 | config 0 | 21.94 | 22.70 | 1.191 | -0.16 | 0.223 | 0.266 |
| | LTE Band 30_Ant 2 | 10M | QPSK | 1 | 0 | Left Side | 10mm | DSI 6 | 27710 | 2310 | config 0 | 22.93 | 23.70 | 1.194 | 0.18 | 0.057 | 0.068 |
| | LTE Band 30_Ant 2 | 10M | QPSK | 25 | 25 | Left Side | 10mm | DSI 6 | 27710 | 2310 | config 0 | 21.94 | 22.70 | 1.191 | -0.09 | 0.044 | 0.052 |
| | LTE Band 30_Ant 2 | 10M | QPSK | 1 | 0 | Right Side | 10mm | DSI 6 | 27710 | 2310 | config 0 | 22.93 | 23.70 | 1.194 | 0.06 | 0.244 | 0.291 |
| | LTE Band 30_Ant 2 | 10M | QPSK | 25 | 25 | Right Side | 10mm | DSI 6 | 27710 | 2310 | config 0 | 21.94 | 22.70 | 1.191 | 0.15 | 0.199 | 0.237 |
| | LTE Band 30_Ant 2 | 10M | QPSK | 1 | 0 | Bottom Side | 10mm | DSI 6 | 27710 | 2310 | config 0 | 22.93 | 23.70 | 1.194 | 0.1 | 0.300 | 0.358 |
| | LTE Band 30_Ant 2 | 10M | QPSK | 25 | 25 | Bottom Side | 10mm | DSI 6 | 27710 | 2310 | config 0 | 21.94 | 22.70 | 1.191 | 0.11 | 0.231 | 0.275 |
| | LTE Band 30_Ant 0 | 10M | QPSK | 1 | 49 | Front | 10mm | DSI 6 | 27710 | 2310 | config 1 | 21.33 | 22.50 | 1.309 | -0.03 | 0.347 | 0.454 |
| | LTE Band 30_Ant 0 | 10M | QPSK | 25 | 25 | Front | 10mm | DSI 6 | 27710 | 2310 | config 1 | 21.33 | 22.50 | 1.309 | -0.03 | 0.362 | 0.474 |
| | LTE Band 30_Ant 0 | 10M | QPSK | 1 | 49 | Back | 10mm | DSI 6 | 27710 | 2310 | config 1 | 21.33 | 22.50 | 1.309 | -0.09 | 0.638 | 0.835 |
| | LTE Band 30_Ant 0 | 10M | QPSK | 25 | 25 | Back | 10mm | DSI 6 | 27710 | 2310 | config 1 | 21.33 | 22.50 | 1.309 | -0.05 | 0.697 | 0.912 |
| | LTE Band 30_Ant 0 | 10M | QPSK | 50 | 0 | Back | 10mm | DSI 6 | 27710 | 2310 | config 1 | 21.30 | 22.50 | 1.318 | -0.03 | 0.702 | 0.925 |
| | LTE Band 30_Ant 0 | 10M | QPSK | 1 | 49 | Left Side | 10mm | DSI 6 | 27710 | 2310 | config 1 | 21.33 | 22.50 | 1.309 | -0.11 | 0.095 | 0.124 |
| | LTE Band 30_Ant 0 | 10M | QPSK | 25 | 25 | Left Side | 10mm | DSI 6 | 27710 | 2310 | config 1 | 21.33 | 22.50 | 1.309 | -0.04 | 0.094 | 0.123 |
| | LTE Band 30_Ant 0 | 10M | QPSK | 1 | 49 | Right Side | 10mm | DSI 6 | 27710 | 2310 | config 1 | 21.33 | 22.50 | 1.309 | -0.06 | 0.075 | 0.098 |
| | LTE Band 30_Ant 0 | 10M | QPSK | 25 | 25 | Right Side | 10mm | DSI 6 | 27710 | 2310 | config 1 | 21.33 | 22.50 | 1.309 | -0.06 | 0.080 | 0.105 |
| | LTE Band 30_Ant 0 | 10M | QPSK | 1 | 49 | Bottom Side | 10mm | DSI 6 | 27710 | 2310 | config 1 | 21.33 | 22.50 | 1.309 | 0.04 | 0.671 | 0.878 |
| | LTE Band 30_Ant 0 | 10M | QPSK | 25 | 25 | Bottom Side | 10mm | DSI 6 | 27710 | 2310 | config 1 | 21.33 | 22.50 | 1.309 | -0.04 | 0.704 | 0.922 |
| 45 | LTE Band 30_Ant 0 | 10M | QPSK | 50 | 0 | Bottom Side | 10mm | DSI 6 | 27710 | 2310 | config 1 | 21.30 | 22.50 | 1.318 | -0.02 | 0.719 | 0.948 |

| Plot No. | Band | BW (MHz) | Modulation | RB Size | RB offset | Test Position | Gap (mm) | Output Power State | Ch. | Freq. (MHz) | configure | Average Power (dBm) | Tune-Up Limit (dBm) | Tune-up Scaling Factor | Power Drift (dB) | Measured 1g SAR (W/kg) | Reported 1g SAR (W/kg) |
|---|---|---|---|---|---|---|---|---|---|---|---|---|---|---|---|---|---|
| | LTE Band 66_Ant 2 | 20M | QPSK | 1 | 0 | Front | 10mm | DSI 6 | 132072 | 1720 | config 0 | 24.18 | 25.10 | 1.236 | -0.08 | 0.789 | 0.975 |
| | LTE Band 66_Ant 2 | 20M | QPSK | 1 | 0 | Front | 10mm | DSI 6 | 132322 | 1745 | config 0 | 24.12 | 25.10 | 1.253 | -0.16 | 0.770 | 0.965 |
| | LTE Band 66_Ant 2 | 20M | QPSK | 1 | 0 | Front | 10mm | DSI 6 | 132572 | 1770 | config 0 | 24.09 | 25.10 | 1.262 | -0.17 | 0.727 | 0.917 |
| | LTE Band 66_Ant 2 | 20M | QPSK | 50 | 0 | Front | 10mm | DSI 6 | 132072 | 1720 | config 0 | 23.55 | 24.10 | 1.135 | -0.19 | 0.736 | 0.835 |
| | LTE Band 66_Ant 2 | 20M | QPSK | 50 | 24 | Front | 10mm | DSI 6 | 132322 | 1745 | config 0 | 23.37 | 24.10 | 1.183 | -0.17 | 0.711 | 0.841 |
| | LTE Band 66_Ant 2 | 20M | QPSK | 50 | 50 | Front | 10mm | DSI 6 | 132572 | 1770 | config 0 | 23.38 | 24.10 | 1.180 | -0.17 | 0.681 | 0.804 |
| | LTE Band 66_Ant 2 | 20M | QPSK | 100 | 0 | Front | 10mm | DSI 6 | 132072 | 1720 | config 0 | 23.50 | 24.10 | 1.148 | -0.16 | 0.749 | 0.860 |
| | LTE Band 66_Ant 2 | 20M | QPSK | 1 | 0 | Back | 10mm | DSI 6 | 132072 | 1720 | config 0 | 24.38 | 25.10 | 1.180 | -0.06 | 0.636 | 0.751 |
| | LTE Band 66_Ant 2 | 20M | QPSK | 50 | 0 | Back | 10mm | DSI 6 | 132072 | 1720 | config 0 | 23.55 | 24.10 | 1.135 | -0.08 | 0.593 | 0.673 |
| | LTE Band 66_Ant 2 | 20M | QPSK | 1 | 0 | Left Side | 10mm | DSI 6 | 132072 | 1720 | config 0 | 24.18 | 25.10 | 1.236 | -0.09 | 0.232 | 0.287 |
| | LTE Band 66_Ant 2 | 20M | QPSK | 50 | 0 | Left Side | 10mm | DSI 6 | 132072 | 1720 | config 0 | 23.55 | 24.10 | 1.135 | 0.07 | 0.221 | 0.251 |
| | LTE Band 66_Ant 2 | 20M | QPSK | 1 | 0 | Right Side | 10mm | DSI 6 | 132072 | 1720 | config 0 | 24.18 | 25.10 | 1.236 | -0.05 | 0.484 | 0.598 |
| | LTE Band 66_Ant 2 | 20M | QPSK | 50 | 0 | Right Side | 10mm | DSI 6 | 132072 | 1720 | config 0 | 23.55 | 24.10 | 1.135 | -0.08 | 0.453 | 0.514 |
| | LTE Band 66_Ant 2 | 20M | QPSK | 1 | 0 | Bottom Side | 10mm | DSI 6 | 132072 | 1720 | config 0 | 24.18 | 25.10 | 1.236 | -0.19 | 0.339 | 0.419 |
| | LTE Band 66_Ant 2 | 20M | QPSK | 50 | 0 | Bottom Side | 10mm | DSI 6 | 132072 | 1720 | config 0 | 23.55 | 24.10 | 1.135 | -0.13 | 0.317 | 0.360 |
| | LTE Band 66C_Ant 2 | 20M | QPSK | 1 | 0 | Front | 10mm | DSI 6 | 132322+132124 | 1745 | config 0 | 24.34 | 25.10 | 1.191 | 0.09 | 0.770 | 0.917 |
| | LTE Band 66_Ant 0 | 20M | QPSK | 1 | 0 | Front | 10mm | DSI 6 | 132072 | 1720 | config 1 | 19.37 | 20.80 | 1.390 | -0.13 | 0.261 | 0.363 |
| | LTE Band 66_Ant 0 | 20M | QPSK | 50 | 0 | Front | 10mm | DSI 6 | 132072 | 1720 | config 1 | 19.51 | 20.80 | 1.346 | -0.15 | 0.266 | 0.358 |
| | LTE Band 66_Ant 0 | 20M | QPSK | 1 | 0 | Back | 10mm | DSI 6 | 132072 | 1720 | config 1 | 19.37 | 20.80 | 1.390 | 0.01 | 0.704 | 0.979 |
| | LTE Band 66_Ant 0 | 20M | QPSK | 1 | 0 | Back | 10mm | DSI 6 | 132322 | 1745 | config 1 | 19.31 | 20.80 | 1.409 | -0.05 | 0.706 | 0.995 |
| | LTE Band 66_Ant 0 | 20M | QPSK | 1 | 0 | Back | 10mm | DSI 6 | 132572 | 1770 | config 1 | 19.25 | 20.80 | 1.429 | -0.01 | 0.699 | 0.999 |
| | LTE Band 66_Ant 0 | 20M | QPSK | 50 | 0 | Back | 10mm | DSI 6 | 132072 | 1720 | config 1 | 19.51 | 20.80 | 1.346 | -0.02 | 0.724 | 0.974 |
| 46 | LTE Band 66_Ant 0 | 20M | QPSK | 50 | 0 | Back | 10mm | DSI 6 | 132322 | 1745 | config 1 | 19.32 | 20.80 | 1.406 | 0.05 | 0.711 | 1.000 |
| | LTE Band 66_Ant 0 | 20M | QPSK | 50 | 0 | Back | 10mm | DSI 6 | 132572 | 1770 | config 1 | 19.34 | 20.80 | 1.400 | -0.05 | 0.696 | 0.974 |
| | LTE Band 66_Ant 0 | 20M | QPSK | 100 | 0 | Back | 10mm | DSI 6 | 132072 | 1720 | config 1 | 19.53 | 20.80 | 1.340 | 0.01 | 0.737 | 0.987 |
| | LTE Band 66_Ant 0 | 20M | QPSK | 1 | 0 | Left Side | 10mm | DSI 6 | 132072 | 1720 | config 1 | 19.37 | 20.80 | 1.390 | 0.08 | 0.251 | 0.349 |
| | LTE Band 66_Ant 0 | 20M | QPSK | 50 | 0 | Left Side | 10mm | DSI 6 | 132072 | 1720 | config 1 | 19.51 | 20.80 | 1.346 | 0.05 | 0.259 | 0.349 |
| | LTE Band 66_Ant 0 | 20M | QPSK | 1 | 0 | Right Side | 10mm | DSI 6 | 132072 | 1720 | config 1 | 19.37 | 20.80 | 1.390 | 0.13 | 0.007 | 0.010 |
| | LTE Band 66_Ant 0 | 20M | QPSK | 50 | 0 | Right Side | 10mm | DSI 6 | 132072 | 1720 | config 1 | 19.51 | 20.80 | 1.346 | -0.14 | 0.008 | 0.011 |
| | LTE Band 66_Ant 0 | 20M | QPSK | 1 | 0 | Bottom Side | 10mm | DSI 6 | 132072 | 1720 | config 1 | 19.37 | 20.80 | 1.390 | -0.12 | 0.567 | 0.788 |
| | LTE Band 66_Ant 0 | 20M | QPSK | 50 | 0 | Bottom Side | 10mm | DSI 6 | 132072 | 1720 | config 1 | 19.51 | 20.80 | 1.346 | -0.11 | 0.589 | 0.793 |
| | LTE Band 66C_Ant 0 | 20M | QPSK | 1 | 99 | Back | 10mm | DSI 6 | 132072+132270 | 1720 | config 1 | 20.54 | 20.80 | 1.062 | 0.07 | 0.709 | 0.753 |
| | LTE Band 71_Ant 0 | 20M | QPSK | 1 | 0 | Front | 10mm | DSI 6 | 133322 | 683 | config 0 | 24.65 | 25.70 | 1.274 | 0.13 | 0.137 | 0.174 |
| | LTE Band 71_Ant 0 | 20M | QPSK | 50 | 24 | Front | 10mm | DSI 6 | 133322 | 683 | config 0 | 23.75 | 24.70 | 1.245 | 0 | 0.085 | 0.106 |
| 47 | LTE Band 71_Ant 0 | 20M | QPSK | 1 | 0 | Back | 10mm | DSI 6 | 133322 | 683 | config 0 | 24.65 | 25.70 | 1.274 | -0.01 | 0.489 | 0.623 |
| | LTE Band 71_Ant 0 | 20M | QPSK | 50 | 24 | Back | 10mm | DSI 6 | 133322 | 683 | config 0 | 23.75 | 24.70 | 1.245 | 0 | 0.430 | 0.535 |
| | LTE Band 71_Ant 0 | 20M | QPSK | 1 | 0 | Left Side | 10mm | DSI 6 | 133322 | 683 | config 0 | 24.65 | 25.70 | 1.274 | -0.06 | 0.307 | 0.391 |
| | LTE Band 71_Ant 0 | 20M | QPSK | 50 | 24 | Left Side | 10mm | DSI 6 | 133322 | 683 | config 0 | 23.75 | 24.70 | 1.245 | -0.09 | 0.301 | 0.375 |
| | LTE Band 71_Ant 0 | 20M | QPSK | 1 | 0 | Right Side | 10mm | DSI 6 | 133322 | 683 | config 0 | 24.65 | 25.70 | 1.274 | -0.1 | 0.264 | 0.336 |
| | LTE Band 71_Ant 0 | 20M | QPSK | 50 | 24 | Right Side | 10mm | DSI 6 | 133322 | 683 | config 0 | 23.75 | 24.70 | 1.245 | -0.11 | 0.224 | 0.279 |
| | LTE Band 71_Ant 0 | 20M | QPSK | 1 | 0 | Bottom Side | 10mm | DSI 6 | 133322 | 683 | config 0 | 24.65 | 25.70 | 1.274 | -0.16 | 0.088 | 0.112 |
| | LTE Band 71_Ant 0 | 20M | QPSK | 50 | 24 | Bottom Side | 10mm | DSI 6 | 133322 | 683 | config 0 | 23.75 | 24.70 | 1.245 | -0.16 | 0.070 | 0.087 |
| | LTE Band 71_Ant 1 | 20M | QPSK | 1 | 0 | Front | 10mm | DSI 6 | 133322 | 683 | config 1 | 24.80 | 25.70 | 1.230 | -0.04 | 0.248 | 0.305 |
| | LTE Band 71_Ant 1 | 20M | QPSK | 50 | 24 | Front | 10mm | DSI 6 | 133322 | 683 | config 1 | 23.88 | 24.70 | 1.208 | -0.01 | 0.202 | 0.244 |
| | LTE Band 71_Ant 1 | 20M | QPSK | 1 | 0 | Back | 10mm | DSI 6 | 133322 | 683 | config 1 | 24.80 | 25.70 | 1.230 | 0.01 | 0.492 | 0.605 |
| | LTE Band 71_Ant 1 | 20M | QPSK | 50 | 24 | Back | 10mm | DSI 6 | 133322 | 683 | config 1 | 23.88 | 24.70 | 1.208 | -0.07 | 0.384 | 0.464 |
| | LTE Band 71_Ant 1 | 20M | QPSK | 1 | 0 | Left Side | 10mm | DSI 6 | 133322 | 683 | config 1 | 24.80 | 25.70 | 1.230 | -0.13 | 0.447 | 0.550 |
| | LTE Band 71_Ant 1 | 20M | QPSK | 50 | 24 | Left Side | 10mm | DSI 6 | 133322 | 683 | config 1 | 23.88 | 24.70 | 1.208 | 0.03 | 0.337 | 0.407 |
| | LTE Band 71_Ant 1 | 20M | QPSK | 1 | 0 | Right Side | 10mm | DSI 6 | 133322 | 683 | config 1 | 24.80 | 25.70 | 1.230 | 0.02 | 0.203 | 0.250 |
| | LTE Band 71_Ant 1 | 20M | QPSK | 50 | 24 | Right Side | 10mm | DSI 6 | 133322 | 683 | config 1 | 23.88 | 24.70 | 1.208 | 0.02 | 0.170 | 0.205 |
| | LTE Band 71_Ant 1 | 20M | QPSK | 1 | 0 | Top Side | 10mm | DSI 6 | 133322 | 683 | config 1 | 24.80 | 25.70 | 1.230 | 0.07 | 0.134 | 0.165 |
| | LTE Band 71_Ant 1 | 20M | QPSK | 50 | 24 | Top Side | 10mm | DSI 6 | 133322 | 683 | config 1 | 23.88 | 24.70 | 1.208 | 0.08 | 0.111 | 0.134 |

## <TDD LTE SAR>

| Plot No. | Band | BW (MHz) | Modulation | RB Size | RB offset | Test Position | Gap (mm) | Output Power State | Ch. | Freq. (MHz) | configure | Average Power (dBm) | Tune-Up Limit (dBm) | Tune-up Scaling Factor | Duty Cycle % | Duty Cycle Scaling Factor | Power Drift (dB) | Measured 1g SAR (W/kg) | Reported 1g SAR (W/kg) |
|---|---|---|---|---|---|---|---|---|---|---|---|---|---|---|---|---|---|---|---|
| | LTE Band 41_Ant 2 | 20M | QPSK | 1 | 49 | Front | 10mm | DSI 6 | 41055 | 2636.5 | config 0 | 24.95 | 25.70 | 1.189 | 62.9 | 1.006 | 0.05 | 0.494 | 0.591 |
| | LTE Band 41_Ant 2 | 20M | QPSK | 50 | 24 | Front | 10mm | DSI 6 | 41055 | 2636.5 | config 0 | 24.05 | 24.70 | 1.161 | 62.9 | 1.006 | 0 | 0.400 | 0.467 |
| | LTE Band 41_Ant 2 | 20M | QPSK | 1 | 49 | Back | 10mm | DSI 6 | 41055 | 2636.5 | config 0 | 24.95 | 25.70 | 1.189 | 62.9 | 1.006 | -0.18 | 0.668 | 0.799 |
| | LTE Band 41_Ant 2 | 20M | QPSK | 1 | 0 | Back | 10mm | DSI 6 | 39750 | 2506 | config 0 | 24.74 | 25.70 | 1.247 | 62.9 | 1.006 | -0.17 | 0.544 | 0.683 |
| | LTE Band 41_Ant 2 | 20M | QPSK | 1 | 0 | Back | 10mm | DSI 6 | 40185 | 2549.5 | config 0 | 24.62 | 25.70 | 1.282 | 62.9 | 1.006 | -0.16 | 0.624 | 0.805 |
| | LTE Band 41_Ant 2 | 20M | QPSK | 1 | 0 | Back | 10mm | DSI 6 | 40620 | 2593 | config 0 | 24.61 | 25.70 | 1.285 | 62.9 | 1.006 | -0.12 | 0.713 | 0.922 |
| 48 | LTE Band 41_Ant 2 | 20M | QPSK | 1 | 49 | Back | 10mm | DSI 6 | 41490 | 2680 | config 0 | 24.84 | 25.70 | 1.219 | 62.9 | 1.006 | -0.09 | 0.815 | 0.999 |
| | LTE Band 41_Ant 2 | 20M | QPSK | 50 | 24 | Back | 10mm | DSI 6 | 41055 | 2636.5 | config 0 | 24.05 | 24.70 | 1.161 | 62.9 | 1.006 | -0.16 | 0.547 | 0.639 |
| | LTE Band 41_Ant 2 | 20M | QPSK | 50 | 24 | Back | 10mm | DSI 6 | 39750 | 2506 | config 0 | 23.87 | 24.70 | 1.211 | 62.9 | 1.006 | -0.02 | 0.448 | 0.546 |
| | LTE Band 41_Ant 2 | 20M | QPSK | 50 | 24 | Back | 10mm | DSI 6 | 40185 | 2549.5 | config 0 | 23.74 | 24.70 | 1.247 | 62.9 | 1.006 | -0.01 | 0.532 | 0.668 |
| | LTE Band 41_Ant 2 | 20M | QPSK | 50 | 24 | Back | 10mm | DSI 6 | 40620 | 2593 | config 0 | 23.69 | 24.70 | 1.262 | 62.9 | 1.006 | -0.1 | 0.592 | 0.751 |
| | LTE Band 41_Ant 2 | 20M | QPSK | 50 | 24 | Back | 10mm | DSI 6 | 41490 | 2680 | config 0 | 23.93 | 24.70 | 1.194 | 62.9 | 1.006 | -0.08 | 0.681 | 0.818 |
| | LTE Band 41_Ant 2 | 20M | QPSK | 100 | 0 | Back | 10mm | DSI 6 | 41055 | 2636.5 | config 0 | 23.95 | 24.70 | 1.189 | 62.9 | 1.006 | -0.02 | 0.535 | 0.640 |
| | LTE Band 41_Ant 2 | 20M | QPSK | 1 | 49 | Left Side | 10mm | DSI 6 | 41055 | 2636.5 | config 0 | 24.95 | 25.70 | 1.189 | 62.9 | 1.006 | -0.11 | 0.063 | 0.075 |
| | LTE Band 41_Ant 2 | 20M | QPSK | 50 | 24 | Left Side | 10mm | DSI 6 | 41055 | 2636.5 | config 0 | 24.05 | 24.70 | 1.161 | 62.9 | 1.006 | -0.07 | 0.055 | 0.064 |
| | LTE Band 41_Ant 2 | 20M | QPSK | 1 | 49 | Right Side | 10mm | DSI 6 | 41055 | 2636.5 | config 0 | 24.95 | 25.70 | 1.189 | 62.9 | 1.006 | 0.1 | 0.496 | 0.593 |
| | LTE Band 41_Ant 2 | 20M | QPSK | 50 | 24 | Right Side | 10mm | DSI 6 | 41055 | 2636.5 | config 0 | 24.05 | 24.70 | 1.161 | 62.9 | 1.006 | 0.11 | 0.402 | 0.470 |
| | LTE Band 41_Ant 2 | 20M | QPSK | 1 | 49 | Bottom Side | 10mm | DSI 6 | 41055 | 2636.5 | config 0 | 24.95 | 25.70 | 1.189 | 62.9 | 1.006 | -0.18 | 0.448 | 0.536 |
| | LTE Band 41_Ant 2 | 20M | QPSK | 50 | 24 | Bottom Side | 10mm | DSI 6 | 41055 | 2636.5 | config 0 | 24.05 | 24.70 | 1.161 | 62.9 | 1.006 | -0.13 | 0.360 | 0.421 |
| | LTE Band 41_HPUE_Ant 2 | 20M | QPSK | 1 | 49 | Back | 10mm | DSI 6 | 41490 | 2680 | config 0 | 25.95 | 27.00 | 1.274 | 42.9 | 1.009 | -0.19 | 0.680 | 0.874 |
| | LTE Band 41C_Ant 2 | 20M | QPSK | 1 | 0 | Back | 10mm | DSI 6 | 41490+41292 | 2680 | config 0 | 25.70 | 25.70 | 1.000 | 62.9 | 1.006 | 0.04 | 0.979 | 0.985 |
| | LTE Band 41C_HPUE_Ant 2 | 20M | QPSK | 1 | 0 | Back | 10mm | DSI 6 | 41490+41292 | 2680 | config 1 | 26.74 | 27.00 | 1.062 | 42.9 | 1.009 | -0.06 | 0.678 | 0.726 |
| | LTE Band 41_Ant 0 | 20M | QPSK | 1 | 49 | Front | 10mm | DSI 6 | 41055 | 2636.5 | config 1 | 21.57 | 22.80 | 1.327 | 62.9 | 1.006 | -0.04 | 0.204 | 0.272 |
| | LTE Band 41_Ant 0 | 20M | QPSK | 50 | 24 | Front | 10mm | DSI 6 | 41055 | 2636.5 | config 1 | 21.56 | 22.80 | 1.330 | 62.9 | 1.006 | 0.09 | 0.199 | 0.266 |
| | LTE Band 41_Ant 0 | 20M | QPSK | 1 | 49 | Back | 10mm | DSI 6 | 41055 | 2636.5 | config 1 | 21.57 | 22.80 | 1.327 | 62.9 | 1.006 | -0.05 | 0.691 | 0.923 |
| | LTE Band 41_Ant 0 | 20M | QPSK | 1 | 0 | Back | 10mm | DSI 6 | 39750 | 2506 | config 1 | 21.19 | 22.80 | 1.449 | 62.9 | 1.006 | -0.14 | 0.394 | 0.574 |
| | LTE Band 41_Ant 0 | 20M | QPSK | 1 | 0 | Back | 10mm | DSI 6 | 40185 | 2549.5 | config 1 | 21.13 | 22.80 | 1.469 | 62.9 | 1.006 | 0.03 | 0.447 | 0.661 |
| | LTE Band 41_Ant 0 | 20M | QPSK | 1 | 0 | Back | 10mm | DSI 6 | 40620 | 2593 | config 1 | 21.15 | 22.80 | 1.462 | 62.9 | 1.006 | -0.02 | 0.491 | 0.722 |
| | LTE Band 41_Ant 0 | 20M | QPSK | 1 | 49 | Back | 10mm | DSI 6 | 41490 | 2680 | config 1 | 21.43 | 22.80 | 1.371 | 62.9 | 1.006 | -0.05 | 0.672 | 0.927 |
| | LTE Band 41_Ant 0 | 20M | QPSK | 50 | 24 | Back | 10mm | DSI 6 | 41055 | 2636.5 | config 1 | 21.56 | 22.80 | 1.330 | 62.9 | 1.006 | -0.01 | 0.697 | 0.933 |
| | LTE Band 41_Ant 0 | 20M | QPSK | 50 | 24 | Back | 10mm | DSI 6 | 39750 | 2506 | config 1 | 21.32 | 22.80 | 1.406 | 62.9 | 1.006 | -0.02 | 0.426 | 0.603 |
| | LTE Band 41_Ant 0 | 20M | QPSK | 50 | 24 | Back | 10mm | DSI 6 | 40185 | 2549.5 | config 1 | 21.28 | 22.80 | 1.419 | 62.9 | 1.006 | -0.04 | 0.474 | 0.677 |
| | LTE Band 41_Ant 0 | 20M | QPSK | 50 | 24 | Back | 10mm | DSI 6 | 40620 | 2593 | config 1 | 21.19 | 22.80 | 1.449 | 62.9 | 1.006 | -0.03 | 0.530 | 0.772 |
| | LTE Band 41_Ant 0 | 20M | QPSK | 50 | 24 | Back | 10mm | DSI 6 | 41490 | 2680 | config 1 | 21.52 | 22.80 | 1.343 | 62.9 | 1.006 | -0.03 | 0.660 | 0.892 |
| | LTE Band 41_Ant 0 | 20M | QPSK | 100 | 0 | Back | 10mm | DSI 6 | 41055 | 2636.5 | config 1 | 21.47 | 22.80 | 1.358 | 62.9 | 1.006 | -0.02 | 0.679 | 0.928 |
| | LTE Band 41_Ant 0 | 20M | QPSK | 1 | 49 | Left Side | 10mm | DSI 6 | 41055 | 2636.5 | config 1 | 21.57 | 22.80 | 1.327 | 62.9 | 1.006 | 0.07 | 0.189 | 0.252 |
| | LTE Band 41_Ant 0 | 20M | QPSK | 50 | 24 | Left Side | 10mm | DSI 6 | 41055 | 2636.5 | config 1 | 21.56 | 22.80 | 1.330 | 62.9 | 1.006 | 0.08 | 0.194 | 0.260 |
| | LTE Band 41_Ant 0 | 20M | QPSK | 1 | 49 | Right Side | 10mm | DSI 6 | 41055 | 2636.5 | config 1 | 21.57 | 22.80 | 1.327 | 62.9 | 1.006 | -0.03 | 0.064 | 0.085 |
| | LTE Band 41_Ant 0 | 20M | QPSK | 50 | 24 | Right Side | 10mm | DSI 6 | 41055 | 2636.5 | config 1 | 21.56 | 22.80 | 1.330 | 62.9 | 1.006 | 0 | 0.067 | 0.090 |
| | LTE Band 41_Ant 0 | 20M | QPSK | 1 | 49 | Bottom Side | 10mm | DSI 6 | 41055 | 2636.5 | config 1 | 21.57 | 22.80 | 1.327 | 62.9 | 1.006 | -0.05 | 0.468 | 0.625 |
| | LTE Band 41_Ant 0 | 20M | QPSK | 1 | 0 | Bottom Side | 10mm | DSI 6 | 39750 | 2506 | config 1 | 21.19 | 22.80 | 1.449 | 62.9 | 1.006 | -0.03 | 0.432 | 0.630 |
| | LTE Band 41_Ant 0 | 20M | QPSK | 1 | 0 | Bottom Side | 10mm | DSI 6 | 40185 | 2549.5 | config 1 | 21.13 | 22.80 | 1.469 | 62.9 | 1.006 | 0.01 | 0.431 | 0.637 |
| | LTE Band 41_Ant 0 | 20M | QPSK | 1 | 0 | Bottom Side | 10mm | DSI 6 | 40620 | 2593 | config 1 | 21.15 | 22.80 | 1.462 | 62.9 | 1.006 | -0.01 | 0.437 | 0.643 |
| | LTE Band 41_Ant 0 | 20M | QPSK | 1 | 49 | Bottom Side | 10mm | DSI 6 | 41490 | 2680 | config 1 | 21.43 | 22.80 | 1.371 | 62.9 | 1.006 | -0.06 | 0.319 | 0.440 |
| | LTE Band 41_Ant 0 | 20M | QPSK | 50 | 24 | Bottom Side | 10mm | DSI 6 | 41055 | 2636.5 | config 1 | 21.56 | 22.80 | 1.330 | 62.9 | 1.006 | 0.11 | 0.472 | 0.632 |
| | LTE Band 41_Ant 0 | 20M | QPSK | 50 | 24 | Bottom Side | 10mm | DSI 6 | 39750 | 2506 | config 1 | 21.32 | 22.80 | 1.406 | 62.9 | 1.006 | -0.02 | 0.445 | 0.629 |
| | LTE Band 41_Ant 0 | 20M | QPSK | 50 | 24 | Bottom Side | 10mm | DSI 6 | 40185 | 2549.5 | config 1 | 21.28 | 22.80 | 1.419 | 62.9 | 1.006 | 0.01 | 0.426 | 0.608 |
| | LTE Band 41_Ant 0 | 20M | QPSK | 50 | 24 | Bottom Side | 10mm | DSI 6 | 40620 | 2593 | config 1 | 21.19 | 22.80 | 1.449 | 62.9 | 1.006 | -0.06 | 0.441 | 0.643 |
| | LTE Band 41_Ant 0 | 20M | QPSK | 50 | 24 | Bottom Side | 10mm | DSI 6 | 41490 | 2680 | config 1 | 21.52 | 22.80 | 1.343 | 62.9 | 1.006 | -0.09 | 0.309 | 0.417 |
| | LTE Band 41_Ant 0 | 20M | QPSK | 100 | 0 | Bottom Side | 10mm | DSI 6 | 41055 | 2636.5 | config 1 | 21.47 | 22.80 | 1.358 | 62.9 | 1.006 | 0.09 | 0.301 | 0.411 |
| | LTE Band 41_HPUE_Ant 0 | 20M | QPSK | 50 | 24 | Back | 10mm | DSI 6 | 41055 | 2636.5 | config 1 | 23.31 | 24.60 | 1.346 | 42.9 | 1.009 | -0.1 | 0.652 | 0.885 |
| | LTE Band 41C_Ant 0 | 20M | QPSK | 1 | 0 | Back | 10mm | DSI 6 | 41490+41292 | 2680 | config 1 | 21.99 | 22.80 | 1.205 | 62.9 | 1.006 | 0.03 | 0.588 | 0.713 |
| | LTE Band 41C_HPUE_Ant 0 | 20M | QPSK | 1 | 99 | Back | 10mm | DSI 6 | 39750+39948 | 2506 | config 1 | 23.52 | 24.60 | 1.282 | 42.9 | 1.009 | -0.08 | 0.521 | 0.674 |

| Plot No. | Band | BW (MHz) | Modulation | RB Size | RB offset | Test Position | Gap (mm) | Output Power State | Ch. | Freq. (MHz) | configure | Average Power (dBm) | Tune-Up Limit (dBm) | Tune-up Scaling Factor | Duty Cycle % | Duty Cycle Scaling Factor | Power Drift (dB) | Measured 1g SAR (W/kg) | Reported 1g SAR (W/kg) |
|---|---|---|---|---|---|---|---|---|---|---|---|---|---|---|---|---|---|---|---|
| | LTE Band 48_Ant 7 | 20M | QPSK | 1 | 0 | Front | 10mm | DSI 6 | 55830 | 3609 | config 0 | 22.57 | 23.40 | 1.211 | 62.9 | 1.006 | -0.06 | 0.209 | 0.255 |
| | LTE Band 48_Ant 7 | 20M | QPSK | 50 | 0 | Front | 10mm | DSI 6 | 55830 | 3609 | config 0 | 22.25 | 22.90 | 1.161 | 62.9 | 1.006 | -0.17 | 0.195 | 0.228 |
| | LTE Band 48_Ant 7 | 20M | QPSK | 1 | 0 | Back | 10mm | DSI 6 | 55830 | 3609 | config 0 | 22.57 | 23.40 | 1.211 | 62.9 | 1.006 | -0.02 | 0.662 | 0.806 |
| | LTE Band 48_Ant 7 | 20M | QPSK | 1 | 0 | Back | 10mm | DSI 6 | 55340 | 3560 | config 0 | 22.52 | 23.40 | 1.225 | 62.9 | 1.006 | -0.14 | 0.632 | 0.779 |
| | LTE Band 48_Ant 7 | 20M | QPSK | 1 | 0 | Back | 10mm | DSI 6 | 56150 | 3641 | config 0 | 22.53 | 23.40 | 1.222 | 62.9 | 1.006 | -0.04 | 0.693 | 0.852 |
| | LTE Band 48_Ant 7 | 20M | QPSK | 1 | 0 | Back | 10mm | DSI 6 | 56640 | 3690 | config 0 | 22.52 | 23.40 | 1.225 | 62.9 | 1.006 | -0.11 | 0.721 | 0.888 |
| | LTE Band 48_Ant 7 | 20M | QPSK | 50 | 0 | Back | 10mm | DSI 6 | 55830 | 3609 | config 0 | 22.25 | 22.90 | 1.161 | 62.9 | 1.006 | -0.03 | 0.536 | 0.626 |
| | LTE Band 48_Ant 7 | 20M | QPSK | 50 | 0 | Back | 10mm | DSI 6 | 55340 | 3560 | config 0 | 22.25 | 22.90 | 1.161 | 62.9 | 1.006 | -0.14 | 0.492 | 0.575 |
| | LTE Band 48_Ant 7 | 20M | QPSK | 50 | 0 | Back | 10mm | DSI 6 | 56150 | 3641 | config 0 | 22.22 | 22.90 | 1.169 | 62.9 | 1.006 | 0 | 0.552 | 0.649 |
| | LTE Band 48_Ant 7 | 20M | QPSK | 50 | 0 | Back | 10mm | DSI 6 | 56640 | 3690 | config 0 | 22.19 | 22.90 | 1.178 | 62.9 | 1.006 | -0.07 | 0.571 | 0.676 |
| | LTE Band 48_Ant 7 | 20M | QPSK | 100 | 0 | Back | 10mm | DSI 6 | 55340 | 3560 | config 0 | 22.19 | 22.90 | 1.178 | 62.9 | 1.006 | -0.15 | 0.508 | 0.602 |
| | LTE Band 48_Ant 7 | 20M | QPSK | 1 | 0 | Left Side | 10mm | DSI 6 | 55830 | 3609 | config 0 | 22.57 | 23.40 | 1.211 | 62.9 | 1.006 | 0.03 | 0.516 | 0.628 |
| | LTE Band 48_Ant 7 | 20M | QPSK | 1 | 0 | Left Side | 10mm | DSI 6 | 55340 | 3560 | config 0 | 22.52 | 23.40 | 1.225 | 62.9 | 1.006 | 0.14 | 0.473 | 0.583 |
| | LTE Band 48_Ant 7 | 20M | QPSK | 1 | 0 | Left Side | 10mm | DSI 6 | 56150 | 3641 | config 0 | 22.53 | 23.40 | 1.222 | 62.9 | 1.006 | 0.17 | 0.531 | 0.653 |
| | LTE Band 48_Ant 7 | 20M | QPSK | 1 | 0 | Left Side | 10mm | DSI 6 | 56640 | 3690 | config 0 | 22.52 | 23.40 | 1.225 | 62.9 | 1.006 | 0.09 | 0.547 | 0.674 |
| | LTE Band 48_Ant 7 | 20M | QPSK | 50 | 0 | Left Side | 10mm | DSI 6 | 55830 | 3609 | config 0 | 22.25 | 22.90 | 1.161 | 62.9 | 1.006 | 0.07 | 0.415 | 0.485 |
| | LTE Band 48_Ant 7 | 20M | QPSK | 100 | 0 | Left Side | 10mm | DSI 6 | 55340 | 3560 | config 0 | 22.19 | 22.90 | 1.178 | 62.9 | 1.006 | 0.09 | 0.387 | 0.458 |
| | LTE Band 48_Ant 7 | 20M | QPSK | 1 | 0 | Right Side | 10mm | DSI 6 | 55830 | 3609 | config 0 | 22.57 | 23.40 | 1.211 | 62.9 | 1.006 | -0.04 | 0.018 | 0.022 |
| | LTE Band 48_Ant 7 | 20M | QPSK | 50 | 0 | Right Side | 10mm | DSI 6 | 55830 | 3609 | config 0 | 22.25 | 22.90 | 1.161 | 62.9 | 1.006 | -0.13 | 0.012 | 0.014 |
| | LTE Band 48_Ant 7 | 20M | QPSK | 1 | 0 | Bottom Side | 10mm | DSI 6 | 55830 | 3609 | config 0 | 22.57 | 23.40 | 1.211 | 62.9 | 1.006 | -0.12 | 0.111 | 0.135 |
| | LTE Band 48_Ant 7 | 20M | QPSK | 50 | 0 | Bottom Side | 10mm | DSI 6 | 55830 | 3609 | config 0 | 22.25 | 22.90 | 1.161 | 62.9 | 1.006 | -0.03 | 0.101 | 0.118 |
| | LTE Band 48C_Ant 7 | 20M | QPSK | 1 | 0 | Back | 10mm | DSI 6 | 56150+55952 | 3641 | config 0 | 16.05 | 17.20 | 1.303 | 62.9 | 1.006 | 0.05 | 0.157 | 0.206 |
| | LTE Band 48_Ant 2 | 20M | QPSK | 1 | 0 | Front | 10mm | DSI 6 | 55830 | 3609 | config 1 | 20.20 | 21.30 | 1.288 | 62.9 | 1.006 | -0.04 | 0.304 | 0.394 |
| | LTE Band 48_Ant 2 | 20M | QPSK | 50 | 0 | Front | 10mm | DSI 6 | 55830 | 3609 | config 1 | 20.20 | 21.30 | 1.288 | 62.9 | 1.006 | -0.03 | 0.312 | 0.404 |
| | LTE Band 48_Ant 2 | 20M | QPSK | 1 | 0 | Back | 10mm | DSI 6 | 55830 | 3609 | config 1 | 20.20 | 21.30 | 1.288 | 62.9 | 1.006 | -0.1 | 0.722 | 0.936 |
| | LTE Band 48_Ant 2 | 20M | QPSK | 1 | 0 | Back | 10mm | DSI 6 | 55340 | 3560 | config 1 | 20.17 | 21.30 | 1.297 | 62.9 | 1.006 | -0.02 | 0.719 | 0.938 |
| | LTE Band 48_Ant 2 | 20M | QPSK | 1 | 0 | Back | 10mm | DSI 6 | 56150 | 3641 | config 1 | 20.17 | 21.30 | 1.297 | 62.9 | 1.006 | 0.02 | 0.649 | 0.847 |
| | LTE Band 48_Ant 2 | 20M | QPSK | 1 | 0 | Back | 10mm | DSI 6 | 56640 | 3690 | config 1 | 20.20 | 21.30 | 1.288 | 62.9 | 1.006 | 0.05 | 0.608 | 0.788 |
| | LTE Band 48_Ant 2 | 20M | QPSK | 50 | 0 | Back | 10mm | DSI 6 | 55830 | 3609 | config 1 | 20.20 | 21.30 | 1.288 | 62.9 | 1.006 | 0.02 | 0.662 | 0.858 |
| | LTE Band 48_Ant 2 | 20M | QPSK | 50 | 0 | Back | 10mm | DSI 6 | 55340 | 3560 | config 1 | 20.20 | 21.30 | 1.288 | 62.9 | 1.006 | 0.02 | 0.721 | 0.934 |
| | LTE Band 48_Ant 2 | 20M | QPSK | 50 | 0 | Back | 10mm | DSI 6 | 56150 | 3641 | config 1 | 20.16 | 21.30 | 1.300 | 62.9 | 1.006 | 0.02 | 0.658 | 0.861 |
| | LTE Band 48_Ant 2 | 20M | QPSK | 50 | 0 | Back | 10mm | DSI 6 | 56640 | 3690 | config 1 | 20.18 | 21.30 | 1.294 | 62.9 | 1.006 | 0.03 | 0.623 | 0.811 |
| 49 | LTE Band 48_Ant 2 | 20M | QPSK | 100 | 0 | Back | 10mm | DSI 6 | 55340 | 3560 | config 1 | 20.13 | 21.30 | 1.309 | 62.9 | 1.006 | -0.01 | 0.719 | 0.947 |
| | LTE Band 48_Ant 2 | 20M | QPSK | 1 | 0 | Left Side | 10mm | DSI 6 | 55830 | 3609 | config 1 | 20.20 | 21.30 | 1.288 | 62.9 | 1.006 | 0 | 0.001 | 0.001 |
| | LTE Band 48_Ant 2 | 20M | QPSK | 50 | 0 | Left Side | 10mm | DSI 6 | 55830 | 3609 | config 1 | 20.20 | 21.30 | 1.288 | 62.9 | 1.006 | 0 | 0.001 | 0.001 |
| | LTE Band 48_Ant 2 | 20M | QPSK | 1 | 0 | Right Side | 10mm | DSI 6 | 55830 | 3609 | config 1 | 20.20 | 21.30 | 1.288 | 62.9 | 1.006 | -0.03 | 0.691 | 0.896 |
| | LTE Band 48_Ant 2 | 20M | QPSK | 1 | 0 | Right Side | 10mm | DSI 6 | 55340 | 3560 | config 1 | 20.17 | 21.30 | 1.297 | 62.9 | 1.006 | -0.14 | 0.579 | 0.756 |
| | LTE Band 48_Ant 2 | 20M | QPSK | 1 | 0 | Right Side | 10mm | DSI 6 | 56150 | 3641 | config 1 | 20.17 | 21.30 | 1.297 | 62.9 | 1.006 | -0.18 | 0.527 | 0.688 |
| | LTE Band 48_Ant 2 | 20M | QPSK | 1 | 0 | Right Side | 10mm | DSI 6 | 56640 | 3690 | config 1 | 20.20 | 21.30 | 1.288 | 62.9 | 1.006 | -0.11 | 0.543 | 0.704 |
| | LTE Band 48_Ant 2 | 20M | QPSK | 50 | 0 | Right Side | 10mm | DSI 6 | 55830 | 3609 | config 1 | 20.20 | 21.30 | 1.288 | 62.9 | 1.006 | -0.14 | 0.575 | 0.745 |
| | LTE Band 48_Ant 2 | 20M | QPSK | 50 | 0 | Right Side | 10mm | DSI 6 | 55340 | 3560 | config 1 | 20.20 | 21.30 | 1.288 | 62.9 | 1.006 | -0.18 | 0.582 | 0.754 |
| | LTE Band 48_Ant 2 | 20M | QPSK | 50 | 0 | Right Side | 10mm | DSI 6 | 56150 | 3641 | config 1 | 20.16 | 21.30 | 1.300 | 62.9 | 1.006 | -0.08 | 0.545 | 0.713 |
| | LTE Band 48_Ant 2 | 20M | QPSK | 50 | 0 | Right Side | 10mm | DSI 6 | 56640 | 3690 | config 1 | 20.18 | 21.30 | 1.294 | 62.9 | 1.006 | -0.1 | 0.521 | 0.678 |
| | LTE Band 48_Ant 2 | 20M | QPSK | 100 | 0 | Right Side | 10mm | DSI 6 | 55340 | 3560 | config 1 | 20.13 | 21.30 | 1.309 | 62.9 | 1.006 | 0.12 | 0.574 | 0.756 |
| | LTE Band 48_Ant 2 | 20M | QPSK | 1 | 0 | Bottom Side | 10mm | DSI 6 | 55830 | 3609 | config 1 | 20.20 | 21.30 | 1.288 | 62.9 | 1.006 | 0.11 | 0.393 | 0.509 |
| | LTE Band 48_Ant 2 | 20M | QPSK | 50 | 0 | Bottom Side | 10mm | DSI 6 | 55830 | 3609 | config 1 | 20.20 | 21.30 | 1.288 | 62.9 | 1.006 | 0.09 | 0.397 | 0.515 |

## <5G NR SAR>

| Plot No. | Band | BW (MHz) | Modulation | RB Size | RB offset | Test Position | Gap (mm) | Output Power State | Ch. | Freq. (MHz) | configure | Average Power (dBm) | Tune-Up Limit (dBm) | Tune-up Scaling Factor | Power Drift (dB) | Measured 1g SAR (W/kg) | Reported 1g SAR (W/kg) |
|---|---|---|---|---|---|---|---|---|---|---|---|---|---|---|---|---|---|
| | n5_Ant 0 | 20M | BPSK | 1 | 1 | Front | 10mm | DSI 6 | 167300 | 836.5 | Config 0 | 23.80 | 25.00 | 1.318 | 0.05 | 0.088 | 0.116 |
| | n5_Ant 0 | 20M | BPSK | 50 | 28 | Front | 10mm | DSI 6 | 167300 | 836.5 | Config 0 | 23.75 | 25.00 | 1.334 | -0.11 | 0.080 | 0.107 |
| | n5_Ant 0 | 20M | BPSK | 1 | 1 | Back | 10mm | DSI 6 | 167300 | 836.5 | Config 0 | 23.80 | 25.00 | 1.318 | -0.01 | 0.104 | 0.137 |
| | n5_Ant 0 | 20M | BPSK | 50 | 28 | Back | 10mm | DSI 6 | 167300 | 836.5 | Config 0 | 23.75 | 25.00 | 1.334 | -0.09 | 0.093 | 0.124 |
| | n5_Ant 0 | 20M | BPSK | 1 | 1 | Left Side | 10mm | DSI 6 | 167300 | 836.5 | Config 0 | 23.80 | 25.00 | 1.318 | -0.13 | 0.124 | 0.163 |
| | n5_Ant 0 | 20M | BPSK | 50 | 28 | Left Side | 10mm | DSI 6 | 167300 | 836.5 | Config 0 | 23.75 | 25.00 | 1.334 | -0.04 | 0.103 | 0.137 |
| | n5_Ant 0 | 20M | BPSK | 1 | 1 | Right Side | 10mm | DSI 6 | 167300 | 836.5 | Config 0 | 23.80 | 25.00 | 1.318 | -0.04 | 0.123 | 0.162 |
| | n5_Ant 0 | 20M | BPSK | 50 | 28 | Right Side | 10mm | DSI 6 | 167300 | 836.5 | Config 0 | 23.75 | 25.00 | 1.334 | -0.05 | 0.104 | 0.139 |
| | n5_Ant 0 | 20M | BPSK | 1 | 1 | Bottom Side | 10mm | DSI 6 | 167300 | 836.5 | Config 0 | 23.80 | 25.00 | 1.318 | -0.1 | 0.046 | 0.061 |
| | n5_Ant 0 | 20M | BPSK | 50 | 28 | Bottom Side | 10mm | DSI 6 | 167300 | 836.5 | Config 0 | 23.75 | 25.00 | 1.334 | -0.02 | 0.043 | 0.057 |
| | n5_Ant 1 | 20M | BPSK | 1 | 53 | Front | 10mm | DSI 6 | 167300 | 836.5 | Config 1 | 24.03 | 25.00 | 1.250 | 0.02 | 0.309 | 0.386 |
| | n5_Ant 1 | 20M | BPSK | 50 | 28 | Front | 10mm | DSI 6 | 167300 | 836.5 | Config 1 | 24.02 | 25.00 | 1.253 | -0.06 | 0.308 | 0.386 |
| 50 | n5_Ant 1 | 20M | BPSK | 1 | 53 | Back | 10mm | DSI 6 | 167300 | 836.5 | Config 1 | 24.03 | 25.00 | 1.250 | -0.11 | 0.524 | 0.655 |
| | n5_Ant 1 | 20M | BPSK | 50 | 28 | Back | 10mm | DSI 6 | 167300 | 836.5 | Config 1 | 24.02 | 25.00 | 1.253 | -0.16 | 0.518 | 0.649 |
| | n5_Ant 1 | 20M | BPSK | 1 | 53 | Left Side | 10mm | DSI 6 | 167300 | 836.5 | Config 1 | 24.03 | 25.00 | 1.250 | -0.1 | 0.168 | 0.210 |
| | n5_Ant 1 | 20M | BPSK | 50 | 28 | Left Side | 10mm | DSI 6 | 167300 | 836.5 | Config 1 | 24.02 | 25.00 | 1.253 | -0.07 | 0.168 | 0.211 |
| | n5_Ant 1 | 20M | BPSK | 1 | 53 | Right Side | 10mm | DSI 6 | 167300 | 836.5 | Config 1 | 24.03 | 25.00 | 1.250 | -0.11 | 0.188 | 0.235 |
| | n5_Ant 1 | 20M | BPSK | 50 | 28 | Right Side | 10mm | DSI 6 | 167300 | 836.5 | Config 1 | 24.02 | 25.00 | 1.253 | -0.09 | 0.186 | 0.233 |
| | n5_Ant 1 | 20M | BPSK | 1 | 53 | Top Side | 10mm | DSI 6 | 167300 | 836.5 | Config 1 | 24.03 | 25.00 | 1.250 | -0.01 | 0.246 | 0.308 |
| | n5_Ant 1 | 20M | BPSK | 50 | 28 | Top Side | 10mm | DSI 6 | 167300 | 836.5 | Config 1 | 24.02 | 25.00 | 1.253 | -0.01 | 0.236 | 0.296 |
| | n12_Ant 0 | 15M | BPSK | 1 | 1 | Front | 10mm | DSI 6 | 141500 | 707.5 | Config 0 | 23.35 | 24.70 | 1.365 | -0.04 | 0.284 | 0.388 |
| | n12_Ant 0 | 15M | BPSK | 36 | 22 | Front | 10mm | DSI 6 | 141500 | 707.5 | Config 0 | 23.22 | 24.70 | 1.406 | -0.03 | 0.264 | 0.371 |
| 51 | n12_Ant 0 | 15M | BPSK | 1 | 1 | Back | 10mm | DSI 6 | 141500 | 707.5 | Config 0 | 23.35 | 24.70 | 1.365 | -0.02 | 0.411 | 0.561 |
| | n12_Ant 0 | 15M | BPSK | 36 | 22 | Back | 10mm | DSI 6 | 141500 | 707.5 | Config 0 | 23.22 | 24.70 | 1.406 | -0.03 | 0.386 | 0.543 |
| | n12_Ant 0 | 15M | BPSK | 1 | 1 | Left Side | 10mm | DSI 6 | 141500 | 707.5 | Config 0 | 23.35 | 24.70 | 1.365 | -0.08 | 0.376 | 0.513 |
| | n12_Ant 0 | 15M | BPSK | 36 | 22 | Left Side | 10mm | DSI 6 | 141500 | 707.5 | Config 0 | 23.22 | 24.70 | 1.406 | -0.07 | 0.360 | 0.506 |
| | n12_Ant 0 | 15M | BPSK | 1 | 1 | Right Side | 10mm | DSI 6 | 141500 | 707.5 | Config 0 | 23.35 | 24.70 | 1.365 | -0.09 | 0.295 | 0.403 |
| | n12_Ant 0 | 15M | BPSK | 36 | 22 | Right Side | 10mm | DSI 6 | 141500 | 707.5 | Config 0 | 23.22 | 24.70 | 1.406 | -0.15 | 0.288 | 0.405 |
| | n12_Ant 0 | 15M | BPSK | 1 | 1 | Bottom Side | 10mm | DSI 6 | 141500 | 707.5 | Config 0 | 23.35 | 24.70 | 1.365 | -0.17 | 0.056 | 0.076 |
| | n12_Ant 0 | 15M | BPSK | 36 | 22 | Bottom Side | 10mm | DSI 6 | 141500 | 707.5 | Config 0 | 23.22 | 24.70 | 1.406 | -0.07 | 0.061 | 0.086 |
| | n12_Ant 1 | 15M | BPSK | 1 | 1 | Front | 10mm | DSI 6 | 141500 | 707.5 | Config 1 | 23.55 | 24.70 | 1.303 | -0.1 | 0.189 | 0.246 |
| | n12_Ant 1 | 15M | BPSK | 36 | 22 | Front | 10mm | DSI 6 | 141500 | 707.5 | Config 1 | 23.42 | 24.70 | 1.343 | -0.06 | 0.173 | 0.232 |
| | n12_Ant 1 | 15M | BPSK | 1 | 1 | Back | 10mm | DSI 6 | 141500 | 707.5 | Config 1 | 23.55 | 24.70 | 1.303 | 0 | 0.330 | 0.430 |
| | n12_Ant 1 | 15M | BPSK | 36 | 22 | Back | 10mm | DSI 6 | 141500 | 707.5 | Config 1 | 23.42 | 24.70 | 1.343 | -0.07 | 0.334 | 0.448 |
| | n12_Ant 1 | 15M | BPSK | 1 | 1 | Left Side | 10mm | DSI 6 | 141500 | 707.5 | Config 1 | 23.55 | 24.70 | 1.303 | -0.08 | 0.109 | 0.142 |
| | n12_Ant 1 | 15M | BPSK | 36 | 22 | Left Side | 10mm | DSI 6 | 141500 | 707.5 | Config 1 | 23.42 | 24.70 | 1.343 | -0.16 | 0.119 | 0.160 |
| | n12_Ant 1 | 15M | BPSK | 1 | 1 | Right Side | 10mm | DSI 6 | 141500 | 707.5 | Config 1 | 23.55 | 24.70 | 1.303 | -0.06 | 0.104 | 0.136 |
| | n12_Ant 1 | 15M | BPSK | 36 | 22 | Right Side | 10mm | DSI 6 | 141500 | 707.5 | Config 1 | 23.42 | 24.70 | 1.343 | -0.04 | 0.090 | 0.121 |
| | n12_Ant 1 | 15M | BPSK | 1 | 1 | Top Side | 10mm | DSI 6 | 141500 | 707.5 | Config 1 | 23.55 | 24.70 | 1.303 | 0.01 | 0.101 | 0.132 |
| | n12_Ant 1 | 15M | BPSK | 36 | 22 | Top Side | 10mm | DSI 6 | 141500 | 707.5 | Config 1 | 23.42 | 24.70 | 1.343 | -0.12 | 0.106 | 0.142 |

| Plot No. | Band | BW (MHz) | Modulation | RB Size | RB offset | Test Position | Gap (mm) | Output Power State | Ch. | Freq. (MHz) | configure | Average Power (dBm) | Tune-Up Limit (dBm) | Tune-up Scaling Factor | Power Drift (dB) | Measured 1g SAR (W/kg) | Reported 1g SAR (W/kg) |
|---|---|---|---|---|---|---|---|---|---|---|---|---|---|---|---|---|---|
| | n25_Ant 2 | 20M | BPSK | 1 | 104 | Front | 10mm | DSI 6 | 376000 | 1880 | Config 0 | 23.95 | 24.50 | 1.135 | -0.18 | 0.837 | 0.950 |
| | n25_Ant 2 | 20M | BPSK | 1 | 104 | Front | 10mm | DSI 6 | 372000 | 1860 | Config 0 | 23.94 | 24.50 | 1.138 | -0.17 | 0.786 | 0.894 |
| | n25_Ant 2 | 20M | BPSK | 1 | 104 | Front | 10mm | DSI 6 | 381000 | 1905 | Config 0 | 23.90 | 24.50 | 1.148 | -0.13 | 0.689 | 0.791 |
| | n25_Ant 2 | 20M | BPSK | 50 | 28 | Front | 10mm | DSI 6 | 372000 | 1860 | Config 0 | 24.02 | 24.50 | 1.117 | -0.14 | 0.814 | 0.909 |
| | n25_Ant 2 | 20M | BPSK | 50 | 28 | Front | 10mm | DSI 6 | 372000 | 1860 | Config 0 | 23.96 | 24.50 | 1.132 | -0.12 | 0.831 | 0.941 |
| | n25_Ant 2 | 20M | BPSK | 50 | 28 | Front | 10mm | DSI 6 | 381000 | 1905 | Config 0 | 24.02 | 24.50 | 1.117 | -0.1 | 0.725 | 0.810 |
| | n25_Ant 2 | 20M | BPSK | 100 | 0 | Front | 10mm | DSI 6 | 376000 | 1880 | Config 0 | 23.95 | 24.50 | 1.135 | -0.17 | 0.487 | 0.553 |
| | n25_Ant 2 | 20M | BPSK | 1 | 104 | Back | 10mm | DSI 6 | 376000 | 1880 | Config 0 | 23.95 | 24.50 | 1.135 | -0.17 | 0.865 | 0.982 |
| | n25_Ant 2 | 20M | BPSK | 1 | 104 | Back | 10mm | DSI 6 | 372000 | 1860 | Config 0 | 23.94 | 24.50 | 1.138 | 0 | 0.841 | 0.957 |
| | n25_Ant 2 | 20M | BPSK | 1 | 104 | Back | 10mm | DSI 6 | 381000 | 1905 | Config 0 | 23.90 | 24.50 | 1.148 | -0.16 | 0.682 | 0.783 |
| | n25_Ant 2 | 20M | BPSK | 50 | 28 | Back | 10mm | DSI 6 | 372000 | 1860 | Config 0 | 24.02 | 24.50 | 1.117 | 0 | 0.812 | 0.907 |
| | n25_Ant 2 | 20M | BPSK | 50 | 28 | Back | 10mm | DSI 6 | 376000 | 1880 | Config 0 | 23.96 | 24.50 | 1.132 | -0.05 | 0.845 | 0.957 |
| | n25_Ant 2 | 20M | BPSK | 50 | 28 | Back | 10mm | DSI 6 | 381000 | 1905 | Config 0 | 24.02 | 24.50 | 1.117 | -0.17 | 0.851 | 0.950 |
| | n25_Ant 2 | 20M | BPSK | 100 | 0 | Back | 10mm | DSI 6 | 376000 | 1880 | Config 0 | 23.95 | 24.50 | 1.135 | -0.17 | 0.643 | 0.730 |
| | n25_Ant 2 | 20M | BPSK | 1 | 104 | Left Side | 10mm | DSI 6 | 376000 | 1880 | Config 0 | 23.95 | 24.50 | 1.135 | -0.01 | 0.421 | 0.478 |
| | n25_Ant 2 | 20M | BPSK | 50 | 28 | Left Side | 10mm | DSI 6 | 372000 | 1860 | Config 0 | 24.02 | 24.50 | 1.117 | -0.01 | 0.402 | 0.449 |
| | n25_Ant 2 | 20M | BPSK | 1 | 104 | Right Side | 10mm | DSI 6 | 376000 | 1880 | Config 0 | 23.95 | 24.50 | 1.135 | -0.08 | 0.780 | 0.885 |
| | n25_Ant 2 | 20M | BPSK | 1 | 104 | Right Side | 10mm | DSI 6 | 372000 | 1860 | Config 0 | 23.94 | 24.50 | 1.138 | -0.13 | 0.733 | 0.834 |
| | n25_Ant 2 | 20M | BPSK | 1 | 104 | Right Side | 10mm | DSI 6 | 381000 | 1905 | Config 0 | 23.90 | 24.50 | 1.148 | -0.1 | 0.689 | 0.791 |
| | n25_Ant 2 | 20M | BPSK | 50 | 28 | Right Side | 10mm | DSI 6 | 372000 | 1860 | Config 0 | 24.02 | 24.50 | 1.117 | -0.08 | 0.769 | 0.859 |
| | n25_Ant 2 | 20M | BPSK | 50 | 28 | Right Side | 10mm | DSI 6 | 376000 | 1880 | Config 0 | 23.96 | 24.50 | 1.132 | -0.08 | 0.785 | 0.889 |
| | n25_Ant 2 | 20M | BPSK | 50 | 28 | Right Side | 10mm | DSI 6 | 381000 | 1905 | Config 0 | 24.02 | 24.50 | 1.117 | -0.08 | 0.807 | 0.901 |
| | n25_Ant 2 | 20M | BPSK | 100 | 0 | Right Side | 10mm | DSI 6 | 376000 | 1880 | Config 0 | 23.80 | 24.50 | 1.175 | -0.09 | 0.742 | 0.872 |
| | n25_Ant 2 | 20M | BPSK | 1 | 104 | Bottom Side | 10mm | DSI 6 | 376000 | 1880 | Config 0 | 23.95 | 24.50 | 1.135 | -0.03 | 0.579 | 0.657 |
| | n25_Ant 2 | 20M | BPSK | 50 | 28 | Bottom Side | 10mm | DSI 6 | 372000 | 1860 | Config 0 | 24.02 | 24.50 | 1.117 | -0.12 | 0.543 | 0.606 |
| | n25_Ant 0 | 20M | BPSK | 1 | 1 | Front | 10mm | DSI 6 | 372000 | 1860 | Config 1 | 19.30 | 19.70 | 1.096 | 0.18 | 0.355 | 0.389 |
| | n25_Ant 0 | 20M | BPSK | 50 | 28 | Front | 10mm | DSI 6 | 376000 | 1880 | Config 1 | 19.43 | 19.70 | 1.064 | -0.06 | 0.474 | 0.504 |
| | n25_Ant 0 | 20M | BPSK | 1 | 1 | Back | 10mm | DSI 6 | 372000 | 1860 | Config 1 | 19.30 | 19.70 | 1.096 | -0.06 | 0.730 | 0.800 |
| | n25_Ant 0 | 20M | BPSK | 1 | 1 | Back | 10mm | DSI 6 | 376000 | 1880 | Config 1 | 19.29 | 19.70 | 1.099 | -0.11 | 0.857 | 0.942 |
| 52 | n25_Ant 0 | 20M | BPSK | 1 | 1 | Back | 10mm | DSI 6 | 381000 | 1905 | Config 1 | 19.29 | 19.70 | 1.099 | -0.08 | 0.906 | 0.996 |
| | n25_Ant 0 | 20M | BPSK | 50 | 28 | Back | 10mm | DSI 6 | 376000 | 1880 | Config 1 | 19.43 | 19.70 | 1.064 | 0.01 | 0.844 | 0.898 |
| | n25_Ant 0 | 20M | BPSK | 50 | 28 | Back | 10mm | DSI 6 | 372000 | 1860 | Config 1 | 19.35 | 19.70 | 1.084 | -0.07 | 0.734 | 0.796 |
| | n25_Ant 0 | 20M | BPSK | 50 | 28 | Back | 10mm | DSI 6 | 381000 | 1905 | Config 1 | 19.37 | 19.70 | 1.079 | -0.15 | 0.856 | 0.924 |
| | n25_Ant 0 | 20M | BPSK | 100 | 0 | Back | 10mm | DSI 6 | 372000 | 1860 | Config 1 | 19.23 | 19.70 | 1.114 | -0.06 | 0.706 | 0.787 |
| | n25_Ant 0 | 20M | BPSK | 1 | 1 | Left Side | 10mm | DSI 6 | 372000 | 1860 | Config 1 | 19.30 | 19.70 | 1.096 | 0 | 0.227 | 0.249 |
| | n25_Ant 0 | 20M | BPSK | 50 | 28 | Left Side | 10mm | DSI 6 | 376000 | 1880 | Config 1 | 19.43 | 19.70 | 1.064 | 0.15 | 0.327 | 0.348 |
| | n25_Ant 0 | 20M | BPSK | 1 | 1 | Right Side | 10mm | DSI 6 | 372000 | 1860 | Config 1 | 19.30 | 19.70 | 1.096 | -0.17 | 0.020 | 0.022 |
| | n25_Ant 0 | 20M | BPSK | 50 | 28 | Right Side | 10mm | DSI 6 | 376000 | 1880 | Config 1 | 19.43 | 19.70 | 1.064 | -0.07 | 0.032 | 0.034 |
| | n25_Ant 0 | 20M | BPSK | 1 | 1 | Bottom Side | 10mm | DSI 6 | 372000 | 1860 | Config 1 | 19.30 | 19.70 | 1.096 | 0.04 | 0.549 | 0.602 |
| | n25_Ant 0 | 20M | BPSK | 50 | 28 | Bottom Side | 10mm | DSI 6 | 376000 | 1880 | Config 1 | 19.43 | 19.70 | 1.064 | 0.14 | 0.731 | 0.778 |

| Plot No. | Band | BW (MHz) | Modulation | RB Size | RB offset | Test Position | Gap (mm) | Output Power State | Ch. | Freq. (MHz) | configure | Average Power (dBm) | Tune-Up Limit (dBm) | Tune-up Scaling Factor | Power Drift (dB) | Measured 1g SAR (W/kg) | Reported 1g SAR (W/kg) |
|---|---|---|---|---|---|---|---|---|---|---|---|---|---|---|---|---|---|
| | n66_Ant 2 | 20M | BPSK | 1 | 1 | Front | 10mm | DSI 6 | 344000 | 1720 | Config 0 | 24.57 | 25.00 | 1.104 | -0.13 | 0.848 | 0.936 |
| | n66_Ant 2 | 20M | BPSK | 1 | 1 | Front | 10mm | DSI 6 | 349000 | 1745 | Config 0 | 24.40 | 25.00 | 1.148 | -0.08 | 0.837 | 0.961 |
| | n66_Ant 2 | 20M | BPSK | 1 | 1 | Front | 10mm | DSI 6 | 354000 | 1770 | Config 0 | 24.34 | 25.00 | 1.164 | -0.17 | 0.820 | 0.955 |
| 53 | n66_Ant 2 | 20M | BPSK | 50 | 28 | Front | 10mm | DSI 6 | 344000 | 1720 | Config 0 | 24.44 | 25.00 | 1.138 | -0.06 | 0.878 | 0.999 |
| | n66_Ant 2 | 20M | BPSK | 50 | 28 | Front | 10mm | DSI 6 | 349000 | 1745 | Config 0 | 24.37 | 25.00 | 1.156 | -0.14 | 0.819 | 0.947 |
| | n66_Ant 2 | 20M | BPSK | 50 | 28 | Front | 10mm | DSI 6 | 354000 | 1770 | Config 0 | 24.40 | 25.00 | 1.148 | -0.12 | 0.749 | 0.860 |
| | n66_Ant 2 | 20M | BPSK | 100 | 0 | Front | 10mm | DSI 6 | 344000 | 1720 | Config 0 | 23.86 | 25.00 | 1.300 | -0.06 | 0.755 | 0.982 |
| | n66_Ant 2 | 20M | BPSK | 1 | 1 | Back | 10mm | DSI 6 | 344000 | 1720 | Config 0 | 24.57 | 25.00 | 1.104 | -0.06 | 0.651 | 0.719 |
| | n66_Ant 2 | 20M | BPSK | 1 | 1 | Back | 10mm | DSI 6 | 349000 | 1745 | Config 0 | 24.40 | 25.00 | 1.148 | -0.03 | 0.690 | 0.792 |
| | n66_Ant 2 | 20M | BPSK | 1 | 1 | Back | 10mm | DSI 6 | 354000 | 1770 | Config 0 | 24.34 | 25.00 | 1.164 | -0.13 | 0.711 | 0.828 |
| | n66_Ant 2 | 20M | BPSK | 50 | 28 | Back | 10mm | DSI 6 | 344000 | 1720 | Config 0 | 24.44 | 25.00 | 1.138 | -0.09 | 0.607 | 0.691 |
| | n66_Ant 2 | 20M | BPSK | 50 | 28 | Back | 10mm | DSI 6 | 349000 | 1745 | Config 0 | 24.37 | 25.00 | 1.156 | 0.01 | 0.650 | 0.751 |
| | n66_Ant 2 | 20M | BPSK | 50 | 28 | Back | 10mm | DSI 6 | 354000 | 1770 | Config 0 | 24.40 | 25.00 | 1.148 | 0.04 | 0.694 | 0.797 |
| | n66_Ant 2 | 20M | BPSK | 100 | 0 | Back | 10mm | DSI 6 | 344000 | 1770 | Config 0 | 23.86 | 25.00 | 1.300 | -0.02 | 0.592 | 0.770 |
| | n66_Ant 2 | 20M | BPSK | 1 | 1 | Left Side | 10mm | DSI 6 | 344000 | 1770 | Config 0 | 24.57 | 25.00 | 1.104 | -0.02 | 0.359 | 0.396 |
| | n66_Ant 2 | 20M | BPSK | 50 | 28 | Left Side | 10mm | DSI 6 | 344000 | 1770 | Config 0 | 24.44 | 25.00 | 1.138 | -0.07 | 0.345 | 0.392 |
| | n66_Ant 2 | 20M | BPSK | 1 | 1 | Right Side | 10mm | DSI 6 | 344000 | 1770 | Config 0 | 24.57 | 25.00 | 1.104 | -0.07 | 0.565 | 0.624 |
| | n66_Ant 2 | 20M | BPSK | 50 | 28 | Right Side | 10mm | DSI 6 | 344000 | 1770 | Config 0 | 24.44 | 25.00 | 1.138 | 0 | 0.651 | 0.741 |
| | n66_Ant 2 | 20M | BPSK | 1 | 1 | Bottom Side | 10mm | DSI 6 | 344000 | 1770 | Config 0 | 24.57 | 25.00 | 1.104 | -0.09 | 0.503 | 0.555 |
| | n66_Ant 2 | 20M | BPSK | 50 | 28 | Bottom Side | 10mm | DSI 6 | 344000 | 1770 | Config 0 | 24.44 | 25.00 | 1.138 | -0.14 | 0.509 | 0.579 |
| | n66_Ant 0 | 20M | BPSK | 1 | 1 | Front | 10mm | DSI 6 | 344000 | 1720 | Config 1 | 19.95 | 20.40 | 1.109 | 0.07 | 0.312 | 0.346 |
| | n66_Ant 0 | 20M | BPSK | 50 | 28 | Front | 10mm | DSI 6 | 344000 | 1720 | Config 1 | 19.89 | 20.40 | 1.125 | 0.13 | 0.331 | 0.372 |
| | n66_Ant 0 | 20M | BPSK | 1 | 1 | Back | 10mm | DSI 6 | 344000 | 1720 | Config 1 | 19.95 | 20.40 | 1.109 | 0.04 | 0.891 | 0.988 |
| | n66_Ant 0 | 20M | BPSK | 1 | 1 | Back | 10mm | DSI 6 | 349000 | 1745 | Config 1 | 19.93 | 20.40 | 1.114 | 0.08 | 0.814 | 0.907 |
| | n66_Ant 0 | 20M | BPSK | 1 | 1 | Back | 10mm | DSI 6 | 354000 | 1770 | Config 1 | 19.94 | 20.40 | 1.112 | -0.02 | 0.723 | 0.804 |
| | n66_Ant 0 | 20M | BPSK | 50 | 28 | Back | 10mm | DSI 6 | 344000 | 1720 | Config 1 | 19.89 | 20.40 | 1.125 | 0.05 | 0.852 | 0.958 |
| | n66_Ant 0 | 20M | BPSK | 50 | 28 | Back | 10mm | DSI 6 | 349000 | 1745 | Config 1 | 19.84 | 20.40 | 1.138 | 0.01 | 0.762 | 0.867 |
| | n66_Ant 0 | 20M | BPSK | 50 | 28 | Back | 10mm | DSI 6 | 354000 | 1770 | Config 1 | 19.75 | 20.40 | 1.161 | 0.04 | 0.658 | 0.764 |
| | n66_Ant 0 | 20M | BPSK | 100 | 0 | Back | 10mm | DSI 6 | 344000 | 1720 | Config 1 | 19.71 | 20.40 | 1.172 | 0.01 | 0.809 | 0.948 |
| | n66_Ant 0 | 20M | BPSK | 1 | 1 | Left Side | 10mm | DSI 6 | 344000 | 1720 | Config 1 | 19.95 | 20.40 | 1.109 | 0.18 | 0.105 | 0.116 |
| | n66_Ant 0 | 20M | BPSK | 50 | 28 | Left Side | 10mm | DSI 6 | 344000 | 1720 | Config 1 | 19.89 | 20.40 | 1.125 | -0.12 | 0.079 | 0.089 |
| | n66_Ant 0 | 20M | BPSK | 1 | 1 | Right Side | 10mm | DSI 6 | 344000 | 1720 | Config 1 | 19.95 | 20.40 | 1.109 | -0.08 | 0.059 | 0.065 |
| | n66_Ant 0 | 20M | BPSK | 50 | 28 | Right Side | 10mm | DSI 6 | 344000 | 1720 | Config 1 | 19.89 | 20.40 | 1.125 | -0.03 | 0.062 | 0.070 |
| | n66_Ant 0 | 20M | BPSK | 1 | 1 | Bottom Side | 10mm | DSI 6 | 344000 | 1720 | Config 1 | 19.95 | 20.40 | 1.109 | 0.12 | 0.661 | 0.733 |
| | n66_Ant 0 | 20M | BPSK | 50 | 28 | Bottom Side | 10mm | DSI 6 | 344000 | 1720 | Config 1 | 19.89 | 20.40 | 1.125 | 0.19 | 0.649 | 0.730 |
| | n71_Ant 0 | 20M | BPSK | 1 | 1 | Front | 10mm | DSI 6 | 136100 | 680.5 | Config 0 | 24.29 | 25.70 | 1.384 | -0.14 | 0.324 | 0.448 |
| | n71_Ant 0 | 20M | BPSK | 50 | 28 | Front | 10mm | DSI 6 | 136100 | 680.5 | Config 0 | 24.33 | 25.70 | 1.371 | -0.19 | 0.336 | 0.461 |
| 54 | n71_Ant 0 | 20M | BPSK | 1 | 1 | Back | 10mm | DSI 6 | 136100 | 680.5 | Config 0 | 24.29 | 25.70 | 1.384 | -0.12 | 0.516 | 0.714 |
| | n71_Ant 0 | 20M | BPSK | 50 | 28 | Back | 10mm | DSI 6 | 136100 | 680.5 | Config 0 | 24.33 | 25.70 | 1.371 | -0.17 | 0.499 | 0.684 |
| | n71_Ant 0 | 20M | BPSK | 1 | 1 | Left Side | 10mm | DSI 6 | 136100 | 680.5 | Config 0 | 24.29 | 25.70 | 1.384 | -0.1 | 0.342 | 0.473 |
| | n71_Ant 0 | 20M | BPSK | 50 | 28 | Left Side | 10mm | DSI 6 | 136100 | 680.5 | Config 0 | 24.33 | 25.70 | 1.371 | -0.1 | 0.388 | 0.532 |
| | n71_Ant 0 | 20M | BPSK | 1 | 1 | Right Side | 10mm | DSI 6 | 136100 | 680.5 | Config 0 | 24.29 | 25.70 | 1.384 | -0.08 | 0.279 | 0.386 |
| | n71_Ant 0 | 20M | BPSK | 50 | 28 | Right Side | 10mm | DSI 6 | 136100 | 680.5 | Config 0 | 24.33 | 25.70 | 1.371 | -0.11 | 0.306 | 0.419 |
| | n71_Ant 0 | 20M | BPSK | 1 | 1 | Bottom Side | 10mm | DSI 6 | 136100 | 680.5 | Config 0 | 24.29 | 25.70 | 1.384 | -0.07 | 0.095 | 0.131 |
| | n71_Ant 0 | 20M | BPSK | 50 | 28 | Bottom Side | 10mm | DSI 6 | 136100 | 680.5 | Config 0 | 24.33 | 25.70 | 1.371 | 0.01 | 0.088 | 0.121 |
| | n71_Ant 1 | 20M | BPSK | 1 | 1 | Front | 10mm | DSI 6 | 136100 | 680.5 | Config 1 | 24.55 | 25.70 | 1.303 | -0.07 | 0.225 | 0.293 |
| | n71_Ant 1 | 20M | BPSK | 50 | 28 | Front | 10mm | DSI 6 | 136100 | 680.5 | Config 1 | 24.37 | 25.70 | 1.358 | -0.11 | 0.258 | 0.350 |
| | n71_Ant 1 | 20M | BPSK | 1 | 1 | Back | 10mm | DSI 6 | 136100 | 680.5 | Config 1 | 24.55 | 25.70 | 1.303 | -0.07 | 0.420 | 0.547 |
| | n71_Ant 1 | 20M | BPSK | 50 | 28 | Back | 10mm | DSI 6 | 136100 | 680.5 | Config 1 | 24.37 | 25.70 | 1.358 | 0 | 0.494 | 0.671 |
| | n71_Ant 1 | 20M | BPSK | 1 | 1 | Left Side | 10mm | DSI 6 | 136100 | 680.5 | Config 1 | 24.55 | 25.70 | 1.303 | -0.16 | 0.369 | 0.481 |
| | n71_Ant 1 | 20M | BPSK | 50 | 28 | Left Side | 10mm | DSI 6 | 136100 | 680.5 | Config 1 | 24.37 | 25.70 | 1.358 | -0.02 | 0.453 | 0.615 |
| | n71_Ant 1 | 20M | BPSK | 1 | 1 | Right Side | 10mm | DSI 6 | 136100 | 680.5 | Config 1 | 24.55 | 25.70 | 1.303 | -0.08 | 0.139 | 0.181 |
| | n71_Ant 1 | 20M | BPSK | 50 | 28 | Right Side | 10mm | DSI 6 | 136100 | 680.5 | Config 1 | 24.37 | 25.70 | 1.358 | -0.09 | 0.184 | 0.250 |
| | n71_Ant 1 | 20M | BPSK | 1 | 1 | Top Side | 10mm | DSI 6 | 136100 | 680.5 | Config 1 | 24.55 | 25.70 | 1.303 | -0.02 | 0.121 | 0.158 |
| | n71_Ant 1 | 20M | BPSK | 50 | 28 | Top Side | 10mm | DSI 6 | 136100 | 680.5 | Config 1 | 24.37 | 25.70 | 1.358 | 0.04 | 0.143 | 0.194 |

## <TDD 5G NR SAR>

| Plot No. | Band | BW (MHz) | Modulation | RB Size | RB offset | Test Position | Gap (mm) | Output Power State | Ch. | Freq. (MHz) | configure | Average Power (dBm) | Tune-Up Limit (dBm) | Tune-up Scaling Factor | Transmission Cycle % | Transmission Cycle Scaling Factor | Power Drift (dB) | Measured 1g SAR (W/kg) | Reported 1g SAR (W/kg) |
|---|---|---|---|---|---|---|---|---|---|---|---|---|---|---|---|---|---|---|---|
| | n41_Ant 2 | 100M | BPSK | 1 | 1 | Front | 10mm | DSI 6 | 518598 | 2592.99 | Config 0 | 24.91 | 25.70 | 1.199 | 25 | 1.320 | -0.02 | 0.219 | 0.347 |
| | n41_Ant 2 | 100M | BPSK | 135 | 69 | Front | 10mm | DSI 6 | 518598 | 2592.99 | Config 0 | 24.62 | 25.70 | 1.282 | 25 | 1.320 | -0.11 | 0.214 | 0.362 |
| | n41_Ant 2 | 100M | BPSK | 1 | 1 | Back | 10mm | DSI 6 | 518598 | 2592.99 | Config 0 | 24.91 | 25.70 | 1.199 | 25 | 1.320 | 0.11 | 0.254 | 0.402 |
| | n41_Ant 2 | 100M | BPSK | 135 | 69 | Back | 10mm | DSI 6 | 518598 | 2592.99 | Config 0 | 24.62 | 25.70 | 1.282 | 25 | 1.320 | 0.08 | 0.229 | 0.388 |
| | n41_Ant 2 | 100M | BPSK | 1 | 1 | Left Side | 10mm | DSI 6 | 518598 | 2592.99 | Config 0 | 24.91 | 25.70 | 1.199 | 25 | 1.320 | -0.03 | 0.034 | 0.054 |
| | n41_Ant 2 | 100M | BPSK | 135 | 69 | Left Side | 10mm | DSI 6 | 518598 | 2592.99 | Config 0 | 24.62 | 25.70 | 1.282 | 25 | 1.320 | -0.02 | 0.032 | 0.054 |
| | n41_Ant 2 | 100M | BPSK | 1 | 1 | Right Side | 10mm | DSI 6 | 518598 | 2592.99 | Config 0 | 24.91 | 25.70 | 1.199 | 25 | 1.320 | 0.16 | 0.264 | 0.418 |
| | n41_Ant 2 | 100M | BPSK | 135 | 69 | Right Side | 10mm | DSI 6 | 518598 | 2592.99 | Config 0 | 24.62 | 25.70 | 1.282 | 25 | 1.320 | 0.14 | 0.268 | 0.454 |
| | n41_Ant 2 | 100M | BPSK | 1 | 1 | Bottom Side | 10mm | DSI 6 | 518598 | 2592.99 | Config 0 | 24.91 | 25.70 | 1.199 | 25 | 1.320 | -0.02 | 0.253 | 0.401 |
| | n41_Ant 2 | 100M | BPSK | 135 | 69 | Bottom Side | 10mm | DSI 6 | 518598 | 2592.99 | Config 0 | 24.62 | 25.70 | 1.282 | 25 | 1.320 | 0.02 | 0.256 | 0.433 |
| | n41_Ant 5 | 100M | BPSK | 1 | 1 | Front | 10mm | DSI 6 | 518598 | 2592.99 | Config 0 | 24.94 | 25.70 | 1.191 | 25 | 1.320 | 0.02 | 0.177 | 0.279 |
| | n41_Ant 5 | 100M | BPSK | 135 | 0 | Front | 10mm | DSI 6 | 518598 | 2592.99 | Config 0 | 24.66 | 25.70 | 1.271 | 25 | 1.320 | 0.01 | 0.179 | 0.300 |
| | n41_Ant 5 | 100M | BPSK | 1 | 1 | Back | 10mm | DSI 6 | 518598 | 2592.99 | Config 0 | 24.94 | 25.70 | 1.191 | 25 | 1.320 | -0.18 | 0.307 | 0.483 |
| | n41_Ant 5 | 100M | BPSK | 135 | 0 | Back | 10mm | DSI 6 | 518598 | 2592.99 | Config 0 | 24.66 | 25.70 | 1.271 | 25 | 1.320 | 0 | 0.272 | 0.456 |
| | n41_Ant 5 | 100M | BPSK | 1 | 1 | Left Side | 10mm | DSI 6 | 518598 | 2592.99 | Config 0 | 24.94 | 25.70 | 1.191 | 25 | 1.320 | -0.02 | 0.241 | 0.379 |
| | n41_Ant 5 | 100M | BPSK | 135 | 0 | Left Side | 10mm | DSI 6 | 518598 | 2592.99 | Config 0 | 24.66 | 25.70 | 1.271 | 25 | 1.320 | -0.01 | 0.217 | 0.364 |
| | n41_Ant 5 | 100M | BPSK | 1 | 1 | Right Side | 10mm | DSI 6 | 518598 | 2592.99 | Config 0 | 24.94 | 25.70 | 1.191 | 25 | 1.320 | 0.04 | 0.001 | 0.002 |
| | n41_Ant 5 | 100M | BPSK | 135 | 0 | Right Side | 10mm | DSI 6 | 518598 | 2592.99 | Config 0 | 24.66 | 25.70 | 1.271 | 25 | 1.320 | 0.03 | 0.001 | 0.002 |
| | n41_Ant 5 | 100M | BPSK | 1 | 1 | Bottom Side | 10mm | DSI 6 | 518598 | 2592.99 | Config 0 | 24.94 | 25.70 | 1.191 | 25 | 1.320 | -0.02 | 0.056 | 0.088 |
| | n41_Ant 5 | 100M | BPSK | 135 | 0 | Bottom Side | 10mm | DSI 6 | 518598 | 2592.99 | Config 0 | 24.66 | 25.70 | 1.271 | 25 | 1.320 | 0 | 0.054 | 0.091 |
| | n41_HPUE_Ant 5 | 100M | BPSK | 1 | 1 | Front | 10mm | DSI 6 | 518598 | 2592.99 | Config 0 | 26.45 | 27.50 | 1.274 | 25 | 1.320 | 0 | 0.245 | 0.412 |
| | n41_HPUE_Ant 5 | 100M | BPSK | 135 | 0 | Front | 10mm | DSI 6 | 518598 | 2592.99 | Config 0 | 26.08 | 27.50 | 1.387 | 25 | 1.320 | 0.09 | 0.216 | 0.395 |
| 55 | n41_HPUE_Ant 5 | 100M | BPSK | 1 | 1 | Back | 10mm | DSI 6 | 518598 | 2592.99 | Config 0 | 26.45 | 27.50 | 1.274 | 25 | 1.320 | -0.05 | 0.458 | 0.770 |
| | n41_HPUE_Ant 5 | 100M | BPSK | 135 | 0 | Back | 10mm | DSI 6 | 518598 | 2592.99 | Config 0 | 26.08 | 27.50 | 1.387 | 25 | 1.320 | -0.19 | 0.359 | 0.657 |
| | n41_HPUE_Ant 5 | 100M | BPSK | 1 | 1 | Left Side | 10mm | DSI 6 | 518598 | 2592.99 | Config 0 | 26.45 | 27.50 | 1.274 | 25 | 1.320 | -0.06 | 0.294 | 0.494 |
| | n41_HPUE_Ant 5 | 100M | BPSK | 135 | 0 | Left Side | 10mm | DSI 6 | 518598 | 2592.99 | Config 0 | 26.08 | 27.50 | 1.387 | 25 | 1.320 | 0.17 | 0.212 | 0.388 |
| | n41_HPUE_Ant 5 | 100M | BPSK | 1 | 1 | Right Side | 10mm | DSI 6 | 518598 | 2592.99 | Config 0 | 26.45 | 27.50 | 1.274 | 25 | 1.320 | -0.07 | 0.018 | 0.030 |
| | n41_HPUE_Ant 5 | 100M | BPSK | 135 | 0 | Right Side | 10mm | DSI 6 | 518598 | 2592.99 | Config 0 | 26.08 | 27.50 | 1.387 | 25 | 1.320 | -0.05 | 0.016 | 0.029 |
| | n41_HPUE_Ant 5 | 100M | BPSK | 1 | 1 | Bottom Side | 10mm | DSI 6 | 518598 | 2592.99 | Config 0 | 26.45 | 27.50 | 1.274 | 25 | 1.320 | -0.07 | 0.073 | 0.123 |
| | n41_HPUE_Ant 5 | 100M | BPSK | 135 | 0 | Bottom Side | 10mm | DSI 6 | 518598 | 2592.99 | Config 0 | 26.08 | 27.50 | 1.387 | 25 | 1.320 | -0.02 | 0.085 | 0.156 |
| | n41_Ant 0 | 100M | BPSK | 1 | 1 | Front | 10mm | DSI 6 | 518598 | 2592.99 | Config 1 | 24.51 | 25.70 | 1.315 | 25 | 1.320 | -0.14 | 0.112 | 0.194 |
| | n41_Ant 0 | 100M | BPSK | 135 | 69 | Front | 10mm | DSI 6 | 518598 | 2592.99 | Config 1 | 24.21 | 25.70 | 1.409 | 25 | 1.320 | 0.11 | 0.120 | 0.223 |
| | n41_Ant 0 | 100M | BPSK | 1 | 1 | Back | 10mm | DSI 6 | 518598 | 2592.99 | Config 1 | 24.51 | 25.70 | 1.315 | 25 | 1.320 | -0.18 | 0.296 | 0.514 |
| | n41_Ant 0 | 100M | BPSK | 135 | 69 | Back | 10mm | DSI 6 | 518598 | 2592.99 | Config 1 | 24.21 | 25.70 | 1.409 | 25 | 1.320 | -0.05 | 0.396 | 0.737 |
| | n41_Ant 0 | 100M | BPSK | 1 | 1 | Left Side | 10mm | DSI 6 | 518598 | 2592.99 | Config 1 | 24.51 | 25.70 | 1.315 | 25 | 1.320 | 0.06 | 0.079 | 0.137 |
| | n41_Ant 0 | 100M | BPSK | 135 | 69 | Left Side | 10mm | DSI 6 | 518598 | 2592.99 | Config 1 | 24.21 | 25.70 | 1.409 | 25 | 1.320 | -0.1 | 0.123 | 0.229 |
| | n41_Ant 0 | 100M | BPSK | 1 | 1 | Right Side | 10mm | DSI 6 | 518598 | 2592.99 | Config 1 | 24.51 | 25.70 | 1.315 | 25 | 1.320 | -0.04 | 0.044 | 0.076 |
| | n41_Ant 0 | 100M | BPSK | 135 | 69 | Right Side | 10mm | DSI 6 | 518598 | 2592.99 | Config 1 | 24.21 | 25.70 | 1.409 | 25 | 1.320 | 0.18 | 0.051 | 0.095 |
| | n41_Ant 0 | 100M | BPSK | 1 | 1 | Bottom Side | 10mm | DSI 6 | 518598 | 2592.99 | Config 1 | 24.51 | 25.70 | 1.315 | 25 | 1.320 | 0.03 | 0.259 | 0.450 |
| | n41_Ant 0 | 100M | BPSK | 135 | 69 | Bottom Side | 10mm | DSI 6 | 518598 | 2592.99 | Config 1 | 24.21 | 25.70 | 1.409 | 25 | 1.320 | 0.06 | 0.216 | 0.402 |

## <WLAN SAR>

| Plot No. | Band | Mode | Test Position | Gap (mm) | Antenna | Power Table | Ch. | Freq. (MHz) | Average Power (dBm) | Tune-Up Limit (dBm) | Tune-up Scaling Factor | Duty Cycle % | Duty Cycle Scaling Factor | Power Drift (dB) | Measured 1g SAR (W/kg) | Reported 1g SAR (W/kg) |
|---|---|---|---|---|---|---|---|---|---|---|---|---|---|---|---|---|
| | WLAN2.4GHz | 820.11b 1Mbps | Front | 10mm | Ant 4 | 3 | 6 | 2437 | 14.40 | 14.50 | 1.023 | 98.72 | 1.013 | -0.08 | 0.113 | 0.117 |
| | WLAN2.4GHz | 820.11b 1Mbps | Back | 10mm | Ant 4 | 3 | 6 | 2437 | 14.40 | 14.50 | 1.023 | 98.72 | 1.013 | -0.14 | 0.209 | 0.217 |
| | WLAN2.4GHz | 802.11b 1Mbps | Left Side | 10mm | Ant 4 | 3 | 6 | 2437 | 14.40 | 14.50 | 1.023 | 98.72 | 1.013 | 0.01 | 0.001 | 0.001 |
| | WLAN2.4GHz | 802.11b 1Mbps | Right Side | 10mm | Ant 4 | 3 | 6 | 2437 | 14.40 | 14.50 | 1.023 | 98.72 | 1.013 | 0.06 | 0.179 | 0.186 |
| | WLAN2.4GHz | 802.11b 1Mbps | Top Side | 10mm | Ant 4 | 3 | 6 | 2437 | 14.40 | 14.50 | 1.023 | 98.72 | 1.013 | 0 | 0.115 | 0.119 |
| | WLAN2.4GHz | 802.11b 1Mbps | Front | 10mm | Ant 3 | 3 | 6 | 2437 | 18.80 | 19.00 | 1.047 | 98.92 | 1.011 | -0.14 | 0.230 | 0.243 |
| | WLAN2.4GHz | 802.11b 1Mbps | Back | 10mm | Ant 3 | 3 | 6 | 2437 | 18.80 | 19.00 | 1.047 | 98.92 | 1.011 | -0.11 | 0.378 | 0.400 |
| | WLAN2.4GHz | 802.11b 1Mbps | Left Side | 10mm | Ant 3 | 3 | 6 | 2437 | 18.80 | 19.00 | 1.047 | 98.92 | 1.011 | -0.16 | 0.375 | 0.397 |
| | WLAN2.4GHz | 802.11b 1Mbps | Right Side | 10mm | Ant 3 | 3 | 6 | 2437 | 18.80 | 19.00 | 1.047 | 98.92 | 1.011 | -0.03 | 0.010 | 0.010 |
| | WLAN2.4GHz | 802.11b 1Mbps | Top Side | 10mm | Ant 3 | 3 | 6 | 2437 | 18.80 | 19.00 | 1.047 | 98.92 | 1.011 | -0.12 | 0.043 | 0.046 |
| | WLAN2.4GHz | 820.11b 1Mbps | Front | 10mm | Ant 4+3(4) | 3 | 6 | 2437 | 16.70 | 17.00 | 1.072 | 98.92 | 1.011 | -0.17 | 0.239 | 0.259 |
| | WLAN2.4GHz | 802.11b 1Mbps | Front | 10mm | Ant 4+3(3) | 3 | 6 | 2437 | 18.80 | 19.00 | 1.047 | 98.92 | 1.011 | -0.17 | 0.216 | 0.229 |
| 56 | WLAN2.4GHz | 820.11b 1Mbps | Back | 10mm | Ant 4+3(4) | 3 | 6 | 2437 | 16.70 | 17.00 | 1.072 | 98.92 | 1.011 | -0.04 | 0.436 | 0.472 |
| | WLAN2.4GHz | 802.11b 1Mbps | Back | 10mm | Ant 4+3(3) | 3 | 6 | 2437 | 18.80 | 19.00 | 1.047 | 98.92 | 1.011 | -0.04 | 0.335 | 0.355 |
| | WLAN2.4GHz | 820.11b 1Mbps | Back | 10mm | Ant 4+3(4) | 3 | 1 | 2412 | 16.70 | 17.00 | 1.072 | 98.92 | 1.011 | -0.19 | 0.427 | 0.463 |
| | WLAN2.4GHz | 802.11b 1Mbps | Back | 10mm | Ant 4+3(3) | 3 | 1 | 2412 | 18.70 | 19.00 | 1.072 | 98.92 | 1.011 | -0.19 | 0.277 | 0.300 |
| | WLAN2.4GHz | 820.11b 1Mbps | Back | 10mm | Ant 4+3(4) | 3 | 11 | 2462 | 16.80 | 17.00 | 1.047 | 98.92 | 1.011 | -0.02 | 0.380 | 0.402 |
| | WLAN2.4GHz | 802.11b 1Mbps | Back | 10mm | Ant 4+3(3) | 3 | 11 | 2462 | 18.70 | 19.00 | 1.072 | 98.92 | 1.011 | -0.02 | 0.280 | 0.303 |
| | WLAN2.4GHz | 820.11b 1Mbps | Left Side | 10mm | Ant 4+3(3) | 3 | 6 | 2437 | 18.80 | 19.00 | 1.047 | 98.92 | 1.011 | -0.02 | 0.337 | 0.357 |
| | WLAN2.4GHz | 820.11b 1Mbps | Right Side | 10mm | Ant 4+3(4) | 3 | 6 | 2437 | 16.70 | 17.00 | 1.072 | 98.92 | 1.011 | 0.04 | 0.385 | 0.417 |
| | WLAN2.4GHz | 820.11b 1Mbps | Top Side | 10mm | Ant 4+3(4) | 3 | 6 | 2437 | 16.70 | 17.00 | 1.072 | 98.92 | 1.011 | 0.17 | 0.260 | 0.282 |

| Plot No. | Band | Mode | Test Position | Gap (mm) | Antenna | Power Table | Ch. | Freq. (MHz) | Average Power (dBm) | Tune-Up Limit (dBm) | Tune-up Scaling Factor | Duty Cycle % | Duty Cycle Scaling Factor | Power Drift (dB) | Measured 1g SAR (W/kg) | Reported 1g SAR (W/kg) |
|---|---|---|---|---|---|---|---|---|---|---|---|---|---|---|---|---|
| | WLAN5GHz | 802.11n-HT40 MCS0 | Front | 10mm | Ant 4 | 3 | 46 | 5230 | 15.20 | 16.50 | 1.349 | 95.34 | 1.049 | -0.09 | 0.047 | 0.067 |
| | WLAN5GHz | 802.11n-HT40 MCS0 | Back | 10mm | Ant 4 | 3 | 46 | 5230 | 15.20 | 16.50 | 1.349 | 95.34 | 1.049 | -0.05 | 0.076 | 0.108 |
| | WLAN5GHz | 802.11n-HT40 MCS0 | Left Side | 10mm | Ant 4 | 3 | 46 | 5230 | 15.20 | 16.50 | 1.349 | 95.34 | 1.049 | 0.01 | 0.001 | 0.001 |
| | WLAN5GHz | 802.11n-HT40 MCS0 | Right Side | 10mm | Ant 4 | 3 | 46 | 5230 | 15.20 | 16.50 | 1.349 | 95.34 | 1.049 | -0.07 | 0.157 | 0.222 |
| | WLAN5GHz | 802.11n-HT40 MCS0 | Top Side | 10mm | Ant 4 | 3 | 46 | 5230 | 15.20 | 16.50 | 1.349 | 95.34 | 1.049 | -0.14 | 0.085 | 0.120 |
| | WLAN5GHz | 802.11n-HT40 MCS0 | Front | 10mm | Ant 3 | 3 | 46 | 5230 | 13.90 | 14.00 | 1.023 | 95.96 | 1.042 | -0.09 | 0.066 | 0.070 |
| | WLAN5GHz | 802.11n-HT40 MCS0 | Back | 10mm | Ant 3 | 3 | 46 | 5230 | 13.90 | 14.00 | 1.023 | 95.96 | 1.042 | -0.05 | 0.206 | 0.220 |
| 57 | WLAN5GHz | 802.11n-HT40 MCS0 | Left Side | 10mm | Ant 3 | 3 | 46 | 5230 | 13.90 | 14.00 | 1.023 | 95.96 | 1.042 | 0.02 | 0.444 | 0.473 |
| | WLAN5GHz | 802.11n-HT40 MCS0 | Left Side | 10mm | Ant 3 | 3 | 38 | 5190 | 13.00 | 13.50 | 1.122 | 95.96 | 1.042 | 0.07 | 0.384 | 0.449 |
| | WLAN5GHz | 802.11n-HT40 MCS0 | Right Side | 10mm | Ant 3 | 3 | 46 | 5230 | 13.90 | 14.00 | 1.023 | 95.96 | 1.042 | 0 | 0.001 | 0.001 |
| | WLAN5GHz | 802.11n-HT40 MCS0 | Top Side | 10mm | Ant 3 | 3 | 46 | 5230 | 13.90 | 14.00 | 1.023 | 95.96 | 1.042 | 0.08 | 0.017 | 0.018 |
| | WLAN5GHz | 802.11n-HT40 MCS0 | Front | 10mm | Ant 4+3(4) | 3 | 46 | 5230 | 15.20 | 16.50 | 1.349 | 95.34 | 1.049 | -0.09 | 0.022 | 0.031 |
| | WLAN5GHz | 802.11n-HT40 MCS0 | Front | 10mm | Ant 4+3(3) | 3 | 46 | 5230 | 13.60 | 14.50 | 1.230 | 95.34 | 1.049 | -0.09 | 0.064 | 0.083 |
| | WLAN5GHz | 802.11n-HT40 MCS0 | Back | 10mm | Ant 4+3(4) | 3 | 46 | 5230 | 15.20 | 16.50 | 1.349 | 95.34 | 1.049 | -0.05 | 0.056 | 0.079 |
| | WLAN5GHz | 802.11n-HT40 MCS0 | Back | 10mm | Ant 4+3(3) | 3 | 46 | 5230 | 13.60 | 14.50 | 1.230 | 95.34 | 1.049 | -0.05 | 0.175 | 0.226 |
| | WLAN5GHz | 802.11n-HT40 MCS0 | Left Side | 10mm | Ant 4+3(3) | 3 | 46 | 5230 | 13.60 | 14.50 | 1.230 | 95.34 | 1.049 | 0.02 | 0.364 | 0.470 |
| | WLAN5GHz | 802.11n-HT40 MCS0 | Right Side | 10mm | Ant 4+3(4) | 3 | 46 | 5230 | 15.20 | 16.50 | 1.349 | 95.34 | 1.049 | -0.16 | 0.121 | 0.171 |
| | WLAN5GHz | 802.11n-HT40 MCS0 | Top Side | 10mm | Ant 4+3(4) | 3 | 46 | 5230 | 15.20 | 16.50 | 1.349 | 95.34 | 1.049 | -0.05 | 0.015 | 0.021 |
| | WLAN5GHz | 802.11n-HT40 MCS0 | Top Side | 10mm | Ant 4+3(3) | 3 | 46 | 5230 | 13.60 | 14.50 | 1.230 | 95.34 | 1.049 | -0.05 | 0.076 | 0.098 |

| Plot No. | Band | Mode | Test Position | Gap (mm) | Antenna | Power Table | Ch. | Freq. (MHz) | Average Power (dBm) | Tune-Up Limit (dBm) | Tune-up Scaling Factor | Duty Cycle % | Duty Cycle Scaling Factor | Power Drift (dB) | Measured 1g SAR (W/kg) | Reported 1g SAR (W/kg) |
|---|---|---|---|---|---|---|---|---|---|---|---|---|---|---|---|---|
| | WLAN5GHz | 802.11a 6Mbps | Front | 10mm | Ant 4 | 3 | 157 | 5785 | 18.40 | 18.50 | 1.023 | 97.83 | 1.022 | -0.02 | 0.064 | 0.067 |
| | WLAN5GHz | 802.11a 6Mbps | Back | 10mm | Ant 4 | 3 | 157 | 5785 | 18.40 | 18.50 | 1.023 | 97.83 | 1.022 | -0.1 | 0.103 | 0.108 |
| | WLAN5GHz | 802.11a 6Mbps | Left Side | 10mm | Ant 4 | 3 | 157 | 5785 | 18.40 | 18.50 | 1.023 | 97.83 | 1.022 | -0.1 | 0.001 | 0.001 |
| | WLAN5GHz | 802.11a 6Mbps | Right Side | 10mm | Ant 4 | 3 | 157 | 5785 | 18.40 | 18.50 | 1.023 | 97.83 | 1.022 | -0.03 | 0.263 | 0.275 |
| | WLAN5GHz | 802.11a 6Mbps | Top Side | 10mm | Ant 4 | 3 | 157 | 5785 | 18.40 | 18.50 | 1.023 | 97.83 | 1.022 | 0.19 | 0.226 | 0.236 |
| | WLAN5GHz | 802.11ac-VHT80 MCS0 | Front | 10mm | Ant 3 | 3 | 155 | 5775 | 9.30 | 10.00 | 1.175 | 92 | 1.087 | -0.15 | 0.064 | 0.081 |
| | WLAN5GHz | 802.11ac-VHT80 MCS0 | Back | 10mm | Ant 3 | 3 | 155 | 5775 | 9.30 | 10.00 | 1.175 | 92 | 1.087 | -0.08 | 0.210 | 0.268 |
| 58 | WLAN5GHz | 802.11ac-VHT80 MCS0 | Left Side | 10mm | Ant 3 | 3 | 155 | 5775 | 9.30 | 10.00 | 1.175 | 92 | 1.087 | 0.01 | 0.370 | 0.473 |
| | WLAN5GHz | 802.11ac-VHT80 MCS0 | Right Side | 10mm | Ant 3 | 3 | 155 | 5775 | 9.30 | 10.00 | 1.175 | 92 | 1.087 | 0.01 | 0.001 | 0.001 |
| | WLAN5GHz | 802.11ac-VHT80 MCS0 | Top Side | 10mm | Ant 3 | 3 | 155 | 5775 | 9.30 | 10.00 | 1.175 | 92 | 1.087 | 0.01 | 0.014 | 0.018 |
| | WLAN5GHz | 802.11a 6Mbps | Front | 10mm | Ant 4+3(4) | 3 | 157 | 5785 | 18.40 | 18.50 | 1.023 | 97.83 | 1.022 | -0.1 | 0.027 | 0.028 |
| | WLAN5GHz | 802.11a 6Mbps | Front | 10mm | Ant 4+3(3) | 3 | 157 | 5785 | 9.70 | 10.50 | 1.202 | 97.83 | 1.022 | -0.1 | 0.068 | 0.083 |
| | WLAN5GHz | 802.11a 6Mbps | Back | 10mm | Ant 4+3(4) | 3 | 157 | 5785 | 18.40 | 18.50 | 1.023 | 97.83 | 1.022 | 0.13 | 0.100 | 0.105 |
| | WLAN5GHz | 802.11a 6Mbps | Back | 10mm | Ant 4+3(3) | 3 | 157 | 5785 | 9.70 | 10.50 | 1.202 | 97.83 | 1.022 | 0.13 | 0.182 | 0.224 |
| | WLAN5GHz | 802.11a 6Mbps | Back | 10mm | Ant 4+3(4) | 3 | 149 | 5745 | 18.30 | 18.50 | 1.047 | 97.83 | 1.022 | -0.04 | 0.116 | 0.124 |
| | WLAN5GHz | 802.11a 6Mbps | Back | 10mm | Ant 4+3(3) | 3 | 149 | 5745 | 9.90 | 10.50 | 1.148 | 97.83 | 1.022 | -0.04 | 0.229 | 0.269 |
| | WLAN5GHz | 802.11a 6Mbps | Back | 10mm | Ant 4+3(4) | 3 | 165 | 5825 | 18.20 | 18.50 | 1.072 | 97.83 | 1.022 | 0.18 | 0.082 | 0.090 |
| | WLAN5GHz | 802.11a 6Mbps | Back | 10mm | Ant 4+3(3) | 3 | 165 | 5825 | 9.70 | 10.50 | 1.202 | 97.83 | 1.022 | 0.18 | 0.232 | 0.285 |
| | WLAN5GHz | 802.11a 6Mbps | Left Side | 10mm | Ant 4+3(3) | 3 | 157 | 5785 | 9.70 | 10.50 | 1.202 | 97.83 | 1.022 | 0.18 | 0.316 | 0.388 |
| | WLAN5GHz | 802.11a 6Mbps | Left Side | 10mm | Ant 4+3(3) | 3 | 149 | 5745 | 9.90 | 10.50 | 1.148 | 97.83 | 1.022 | 0.11 | 0.401 | 0.470 |
| | WLAN5GHz | 802.11a 6Mbps | Left Side | 10mm | Ant 4+3(3) | 3 | 165 | 5825 | 9.70 | 10.50 | 1.202 | 97.83 | 1.022 | 0.1 | 0.343 | 0.421 |
| | WLAN5GHz | 802.11a 6Mbps | Right Side | 10mm | Ant 4+3(4) | 3 | 157 | 5785 | 18.40 | 18.50 | 1.023 | 97.83 | 1.022 | 0.12 | 0.274 | 0.287 |
| | WLAN5GHz | 802.11a 6Mbps | Top Side | 10mm | Ant 4+3(4) | 3 | 157 | 5785 | 18.40 | 18.50 | 1.023 | 97.83 | 1.022 | 0.11 | 0.216 | 0.226 |
| | WLAN5GHz | 802.11a 6Mbps | Top Side | 10mm | Ant 4+3(3) | 3 | 157 | 5785 | 9.70 | 10.50 | 1.202 | 97.83 | 1.022 | 0.11 | 0.020 | 0.078 |

## <Bluetooth SAR>

| Plot No. | Band | Mode | Test Position | Gap (mm) | Antenna | Power Table | Ch. | Freq. (MHz) | Average Power (dBm) | Tune-Up Limit (dBm) | Tune-up Scaling Factor | Duty Cycle % | Duty Cycle Scaling Factor | Power Drift (dB) | Measured 1g SAR (W/kg) | Reported 1g SAR (W/kg) |
|---|---|---|---|---|---|---|---|---|---|---|---|---|---|---|---|---|
| | Bluetooth | 1Mbps | Front | 10mm | Ant 4 | 3 | 39 | 2441 | 15.50 | 15.50 | 1.000 | 77.13 | 1.080 | -0.16 | 0.115 | 0.124 |
| | Bluetooth | 1Mbps | Back | 10mm | Ant 4 | 3 | 39 | 2441 | 15.50 | 15.50 | 1.000 | 77.13 | 1.080 | 0.16 | 0.166 | 0.179 |
| | Bluetooth | 1Mbps | Back | 10mm | Ant 4 | 3 | 0 | 2402 | 15.49 | 15.50 | 1.002 | 77.13 | 1.080 | -0.03 | 0.210 | 0.227 |
| | Bluetooth | 1Mbps | Back | 10mm | Ant 4 | 3 | 78 | 2480 | 15.33 | 15.50 | 1.040 | 77.13 | 1.080 | -0.19 | 0.197 | 0.221 |
| | Bluetooth | 1Mbps | Left Side | 10mm | Ant 4 | 3 | 39 | 2441 | 15.50 | 15.50 | 1.000 | 77.13 | 1.080 | 0 | 0.001 | 0.001 |
| | Bluetooth | 1Mbps | Right Side | 10mm | Ant 4 | 3 | 39 | 2441 | 15.50 | 15.50 | 1.000 | 77.13 | 1.080 | -0.04 | 0.141 | 0.152 |
| | Bluetooth | 1Mbps | Top Side | 10mm | Ant 4 | 3 | 39 | 2441 | 15.50 | 15.50 | 1.000 | 77.13 | 1.080 | 0.11 | 0.098 | 0.106 |
| | Bluetooth | 1Mbps | Front | 10mm | Ant 4 | 1 | 0 | 2402 | 17.92 | 18.00 | 1.019 | 77.13 | 1.080 | -0.13 | 0.170 | 0.187 |
| 59 | Bluetooth | 1Mbps | Back | 10mm | Ant 4 | 1 | 0 | 2402 | 17.92 | 18.00 | 1.019 | 77.13 | 1.080 | -0.03 | 0.294 | 0.323 |
| | Bluetooth | 1Mbps | Back | 10mm | Ant 4 | 1 | 39 | 2441 | 17.87 | 18.00 | 1.030 | 77.13 | 1.080 | -0.02 | 0.281 | 0.313 |
| | Bluetooth | 1Mbps | Back | 10mm | Ant 4 | 1 | 78 | 2480 | 17.29 | 18.00 | 1.178 | 77.13 | 1.080 | 0 | 0.233 | 0.296 |
| | Bluetooth | 1Mbps | Left Side | 10mm | Ant 4 | 1 | 39 | 2441 | 17.92 | 18.00 | 1.019 | 77.13 | 1.080 | 0 | 0.001 | 0.001 |
| | Bluetooth | 1Mbps | Right Side | 10mm | Ant 4 | 1 | 39 | 2441 | 17.92 | 18.00 | 1.019 | 77.13 | 1.080 | 0.02 | 0.244 | 0.268 |
| | Bluetooth | 1Mbps | Top Side | 10mm | Ant 4 | 1 | 39 | 2441 | 17.92 | 18.00 | 1.019 | 77.13 | 1.080 | 0.04 | 0.161 | 0.177 |

## 14.3 Body Worn Accessory SAR

### <GSM SAR>

| Plot No. | Band | Mode | Test Position | Gap (mm) | Output Power State | Ch. | Freq. (MHz) | configure | Average Power (dBm) | Tune-Up Limit (dBm) | Tune-up Scaling Factor | Power Drift (dB) | Measured 1g SAR (W/kg) | Reported 1g SAR (W/kg) |
|---|---|---|---|---|---|---|---|---|---|---|---|---|---|---|
| | GSM850_Ant 0 | GPRS (4 Tx slots) | Front | 10mm | DSI 4/8 | 189 | 836.4 | config 0 | 27.75 | 29.50 | 1.496 | -0.15 | 0.216 | 0.323 |
| | GSM850_Ant 0 | GPRS (4 Tx slots) | Back | 10mm | DSI 4/8 | 189 | 836.4 | config 0 | 27.75 | 29.50 | 1.496 | -0.07 | 0.316 | 0.473 |
| | GSM850_Ant 0 | GPRS (4 Tx slots) | Back | 10mm | DSI 4/8 | 128 | 824.2 | config 0 | 27.72 | 29.50 | 1.507 | -0.02 | 0.338 | 0.509 |
| | GSM850_Ant 0 | GPRS (4 Tx slots) | Back | 10mm | DSI 4/8 | 251 | 848.8 | config 0 | 27.66 | 29.50 | 1.528 | -0.01 | 0.337 | 0.515 |
| | GSM850_Ant 1 | GPRS (4 Tx slots) | Front | 10mm | DSI 4/8 | 128 | 824.2 | config 1 | 28.09 | 29.50 | 1.384 | -0.13 | 0.310 | 0.429 |
| | GSM850_Ant 1 | GPRS (4 Tx slots) | Back | 10mm | DSI 4/8 | 128 | 824.2 | config 1 | 28.09 | 29.50 | 1.384 | -0.17 | 0.399 | 0.552 |
| | GSM850_Ant 1 | GPRS (4 Tx slots) | Back | 10mm | DSI 4/8 | 189 | 836.4 | config 1 | 28.07 | 29.50 | 1.390 | -0.13 | 0.452 | 0.628 |
| 60 | GSM850_Ant 1 | GPRS (4 Tx slots) | Back | 10mm | DSI 4/8 | 251 | 848.8 | config 1 | 27.91 | 29.50 | 1.442 | -0.14 | 0.464 | 0.669 |
| | GSM1900_Ant 2 | GPRS (4 Tx slots) | Front | 10mm | DSI 4/8 | 512 | 1850.2 | config 0 | 25.93 | 27.00 | 1.279 | -0.15 | 0.540 | 0.691 |
| | GSM1900_Ant 2 | GPRS (4 Tx slots) | Front | 10mm | DSI 4/8 | 661 | 1880 | config 0 | 25.91 | 27.00 | 1.285 | -0.17 | 0.597 | 0.767 |
| | GSM1900_Ant 2 | GPRS (4 Tx slots) | Front | 10mm | DSI 4/8 | 810 | 1909.8 | config 0 | 25.19 | 27.00 | 1.517 | -0.17 | 0.578 | 0.877 |
| | GSM1900_Ant 2 | GPRS (4 Tx slots) | Back | 10mm | DSI 4/8 | 512 | 1850.2 | config 0 | 25.93 | 27.00 | 1.279 | -0.13 | 0.451 | 0.577 |
| | GSM1900_Ant 0 | GPRS (4 Tx slots) | Front | 10mm | DSI 8 | 512 | 1850.2 | config 1 | 20.69 | 22.60 | 1.552 | -0.02 | 0.254 | 0.394 |
| | GSM1900_Ant 0 | GPRS (4 Tx slots) | Back | 10mm | DSI 8 | 512 | 1850.2 | config 1 | 20.69 | 22.60 | 1.552 | -0.06 | 0.397 | 0.616 |
| | GSM1900_Ant 0 | GPRS (4 Tx slots) | Back | 10mm | DSI 8 | 661 | 1880 | config 1 | 20.61 | 22.60 | 1.581 | -0.16 | 0.490 | 0.775 |
| | GSM1900_Ant 0 | GPRS (4 Tx slots) | Back | 10mm | DSI 8 | 810 | 1909.8 | config 1 | 20.68 | 22.60 | 1.556 | -0.12 | 0.557 | 0.867 |
| | GSM1900_Ant 0 | GPRS (4 Tx slots) | Front | 10mm | DSI 4 | 512 | 1850.2 | config 1 | 21.80 | 23.40 | 1.445 | -0.13 | 0.259 | 0.374 |
| | GSM1900_Ant 0 | GPRS (4 Tx slots) | Back | 10mm | DSI 4 | 512 | 1850.2 | config 1 | 21.80 | 23.40 | 1.445 | 0.16 | 0.440 | 0.636 |
| | GSM1900_Ant 0 | GPRS (4 Tx slots) | Back | 10mm | DSI 4 | 661 | 1880 | config 1 | 21.79 | 23.40 | 1.449 | -0.13 | 0.718 | 1.040 |
| 61 | GSM1900_Ant 0 | GPRS (4 Tx slots) | Back | 10mm | DSI 4 | 810 | 1909.8 | config 1 | 21.60 | 23.40 | 1.514 | -0.16 | 0.719 | 1.088 |

## <WCDMA SAR>

| Plot No. | Band | Mode | Test Position | Gap (mm) | Output Power State | Ch. | Freq. (MHz) | configure | Average Power (dBm) | Tune-Up Limit (dBm) | Tune-up Scaling Factor | Power Drift (dB) | Measured 1g SAR (W/kg) | Reported 1g SAR (W/kg) |
|---|---|---|---|---|---|---|---|---|---|---|---|---|---|---|
| | WCDMA II_Ant 2 | RMC 12.2Kbps | Front | 10mm | DSI 8 | 9400 | 1880 | config 0 | 23.32 | 24.30 | 1.253 | -0.02 | 0.718 | 0.900 |
| | WCDMA II_Ant 2 | RMC 12.2Kbps | Front | 10mm | DSI 8 | 9262 | 1852.4 | config 0 | 23.31 | 24.30 | 1.256 | -0.01 | 0.663 | 0.833 |
| | WCDMA II_Ant 2 | RMC 12.2Kbps | Front | 10mm | DSI 8 | 9538 | 1907.6 | config 0 | 23.23 | 24.30 | 1.279 | -0.07 | 0.726 | 0.929 |
| | WCDMA II_Ant 2 | RMC 12.2Kbps | Back | 10mm | DSI 8 | 9400 | 1880 | config 0 | 23.32 | 24.30 | 1.253 | -0.12 | 0.709 | 0.888 |
| | WCDMA II_Ant 2 | RMC 12.2Kbps | Back | 10mm | DSI 8 | 9262 | 1852.4 | config 0 | 23.32 | 24.30 | 1.253 | -0.16 | 0.603 | 0.756 |
| | WCDMA II_Ant 2 | RMC 12.2Kbps | Back | 10mm | DSI 8 | 9538 | 1907.6 | config 0 | 23.32 | 24.30 | 1.253 | -0.09 | 0.762 | 0.955 |
| | WCDMA II_Ant 2 | RMC 12.2Kbps | Front | 10mm | DSI 4 | 9400 | 1880 | config 0 | 23.32 | 25.10 | 1.507 | -0.02 | 0.718 | 1.082 |
| | WCDMA II_Ant 2 | RMC 12.2Kbps | Front | 10mm | DSI 4 | 9262 | 1852.4 | config 0 | 23.31 | 25.10 | 1.510 | -0.01 | 0.663 | 1.001 |
| | WCDMA II_Ant 2 | RMC 12.2Kbps | Front | 10mm | DSI 4 | 9538 | 1907.6 | config 0 | 23.23 | 25.10 | 1.538 | -0.07 | 0.726 | 1.117 |
| | WCDMA II_Ant 2 | RMC 12.2Kbps | Back | 10mm | DSI 4 | 9400 | 1880 | config 0 | 23.32 | 25.10 | 1.507 | -0.12 | 0.709 | 1.068 |
| | WCDMA II_Ant 2 | RMC 12.2Kbps | Back | 10mm | DSI 4 | 9262 | 1852.4 | config 0 | 23.32 | 25.10 | 1.507 | -0.16 | 0.603 | 0.908 |
| 62 | WCDMA II_Ant 2 | RMC 12.2Kbps | Back | 10mm | DSI 4 | 9538 | 1907.6 | config 0 | 23.32 | 25.10 | 1.507 | -0.09 | 0.762 | 1.148 |
| | WCDMA II_Ant 0 | RMC 12.2Kbps | Front | 10mm | DSI 8 | 9400 | 1880 | config 1 | 20.33 | 21.30 | 1.250 | -0.01 | 0.428 | 0.535 |
| | WCDMA II_Ant 0 | RMC 12.2Kbps | Back | 10mm | DSI 8 | 9400 | 1880 | config 1 | 20.33 | 21.30 | 1.250 | -0.14 | 0.739 | 0.924 |
| | WCDMA II_Ant 0 | RMC 12.2Kbps | Back | 10mm | DSI 8 | 9262 | 1852.4 | config 1 | 20.29 | 21.30 | 1.262 | -0.09 | 0.748 | 0.944 |
| | WCDMA II_Ant 0 | RMC 12.2Kbps | Back | 10mm | DSI 8 | 9538 | 1907.6 | config 1 | 20.16 | 21.30 | 1.300 | -0.08 | 0.684 | 0.889 |
| | WCDMA II_Ant 0 | RMC 12.2Kbps | Front | 10mm | DSI 4 | 9400 | 1880 | config 1 | 20.33 | 22.10 | 1.503 | -0.01 | 0.428 | 0.643 |
| | WCDMA II_Ant 0 | RMC 12.2Kbps | Back | 10mm | DSI 4 | 9400 | 1880 | config 1 | 20.33 | 22.10 | 1.503 | -0.14 | 0.739 | 1.111 |
| | WCDMA II_Ant 0 | RMC 12.2Kbps | Back | 10mm | DSI 4 | 9262 | 1852.4 | config 1 | 20.29 | 22.10 | 1.517 | -0.09 | 0.748 | 1.135 |
| | WCDMA II_Ant 0 | RMC 12.2Kbps | Back | 10mm | DSI 4 | 9538 | 1907.6 | config 1 | 20.16 | 22.10 | 1.563 | -0.08 | 0.684 | 1.069 |
| | WCDMA IV_Ant 2 | RMC 12.2Kbps | Front | 10mm | DSI 8 | 1312 | 1712.4 | config 0 | 23.95 | 24.50 | 1.135 | -0.07 | 0.797 | 0.905 |
| | WCDMA IV_Ant 2 | RMC 12.2Kbps | Front | 10mm | DSI 8 | 1413 | 1732.6 | config 0 | 23.94 | 24.50 | 1.138 | -0.01 | 0.817 | 0.929 |
| | WCDMA IV_Ant 2 | RMC 12.2Kbps | Front | 10mm | DSI 8 | 1513 | 1752.6 | config 0 | 23.82 | 24.50 | 1.169 | -0.07 | 0.792 | 0.926 |
| | WCDMA IV_Ant 2 | RMC 12.2Kbps | Back | 10mm | DSI 8 | 1312 | 1712.4 | config 0 | 23.95 | 24.50 | 1.135 | -0.13 | 0.682 | 0.774 |
| | WCDMA IV_Ant 2 | RMC 12.2Kbps | Front | 10mm | DSI 4 | 1312 | 1712.4 | config 0 | 23.95 | 25.30 | 1.365 | -0.07 | 0.797 | 1.088 |
| | WCDMA IV_Ant 2 | RMC 12.2Kbps | Front | 10mm | DSI 4 | 1413 | 1732.6 | config 0 | 23.94 | 25.30 | 1.368 | -0.01 | 0.817 | 1.117 |
| | WCDMA IV_Ant 2 | RMC 12.2Kbps | Front | 10mm | DSI 4 | 1513 | 1752.6 | config 0 | 23.82 | 25.30 | 1.406 | -0.07 | 0.792 | 1.114 |
| | WCDMA IV_Ant 2 | RMC 12.2Kbps | Back | 10mm | DSI 4 | 1312 | 1712.4 | config 0 | 23.95 | 25.30 | 1.365 | -0.13 | 0.682 | 0.931 |
| | WCDMA IV_Ant 2 | RMC 12.2Kbps | Back | 10mm | DSI 4 | 1413 | 1732.6 | config 0 | 23.94 | 25.30 | 1.368 | -0.08 | 0.697 | 0.953 |
| | WCDMA IV_Ant 2 | RMC 12.2Kbps | Back | 10mm | DSI 4 | 1513 | 1752.6 | config 0 | 23.82 | 25.30 | 1.406 | -0.11 | 0.666 | 0.936 |
| | WCDMA IV_Ant 0 | RMC 12.2Kbps | Front | 10mm | DSI 8 | 1312 | 1712.4 | config 1 | 19.67 | 20.90 | 1.327 | 0.03 | 0.263 | 0.349 |
| | WCDMA IV_Ant 0 | RMC 12.2Kbps | Back | 10mm | DSI 8 | 1312 | 1712.4 | config 1 | 19.67 | 20.90 | 1.327 | -0.18 | 0.709 | 0.941 |
| | WCDMA IV_Ant 0 | RMC 12.2Kbps | Back | 10mm | DSI 8 | 1413 | 1732.6 | config 1 | 19.59 | 20.90 | 1.352 | -0.01 | 0.705 | 0.953 |
| | WCDMA IV_Ant 0 | RMC 12.2Kbps | Back | 10mm | DSI 8 | 1513 | 1752.6 | config 1 | 19.50 | 20.90 | 1.380 | -0.19 | 0.677 | 0.935 |
| | WCDMA IV_Ant 0 | RMC 12.2Kbps | Front | 10mm | DSI 4 | 1312 | 1712.4 | config 1 | 20.47 | 21.70 | 1.327 | 0.04 | 0.313 | 0.415 |
| | WCDMA IV_Ant 0 | RMC 12.2Kbps | Back | 10mm | DSI 4 | 1312 | 1712.4 | config 1 | 20.47 | 21.70 | 1.327 | -0.1 | 0.868 | 1.152 |
| 63 | WCDMA IV_Ant 0 | RMC 12.2Kbps | Back | 10mm | DSI 4 | 1413 | 1732.6 | config 1 | 20.41 | 21.70 | 1.346 | -0.13 | 0.862 | 1.160 |
| | WCDMA IV_Ant 0 | RMC 12.2Kbps | Back | 10mm | DSI 4 | 1513 | 1752.6 | config 1 | 20.32 | 21.70 | 1.374 | -0.13 | 0.835 | 1.147 |
| | WCDMA V_Ant 0 | RMC 12.2Kbps | Front | 10mm | DSI 4/8 | 4182 | 836.4 | config 0 | 24.07 | 25.00 | 1.239 | -0.07 | 0.268 | 0.332 |
| | WCDMA V_Ant 0 | RMC 12.2Kbps | Back | 10mm | DSI 4/8 | 4182 | 836.4 | config 0 | 24.07 | 25.00 | 1.239 | -0.08 | 0.405 | 0.502 |
| | WCDMA V_Ant 0 | RMC 12.2Kbps | Back | 10mm | DSI 4/8 | 4132 | 826.4 | config 0 | 24.02 | 25.00 | 1.253 | -0.07 | 0.426 | 0.534 |
| | WCDMA V_Ant 0 | RMC 12.2Kbps | Back | 10mm | DSI 4/8 | 4233 | 846.6 | config 0 | 24.06 | 25.00 | 1.242 | -0.05 | 0.429 | 0.533 |
| | WCDMA V_Ant 1 | RMC 12.2Kbps | Front | 10mm | DSI 4/8 | 4182 | 836.4 | config 1 | 24.14 | 25.00 | 1.219 | -0.03 | 0.284 | 0.346 |
| | WCDMA V_Ant 1 | RMC 12.2Kbps | Back | 10mm | DSI 4/8 | 4182 | 836.4 | config 1 | 24.14 | 25.00 | 1.219 | -0.16 | 0.503 | 0.613 |
| | WCDMA V_Ant 1 | RMC 12.2Kbps | Back | 10mm | DSI 4/8 | 4132 | 826.4 | config 1 | 24.12 | 25.00 | 1.225 | -0.11 | 0.464 | 0.568 |
| 64 | WCDMA V_Ant 1 | RMC 12.2Kbps | Back | 10mm | DSI 4/8 | 4233 | 846.6 | config 1 | 24.13 | 25.00 | 1.222 | -0.14 | 0.533 | 0.651 |

## <CDMA SAR>

| Plot No. | Band | Mode | Test Position | Gap (mm) | Output Power State | Ch. | Freq. (MHz) | configure | Average Power (dBm) | Tune-Up Limit (dBm) | Tune-up Scaling Factor | Power Drift (dB) | Measured 1g SAR (W/kg) | Reported 1g SAR (W/kg) |
|---|---|---|---|---|---|---|---|---|---|---|---|---|---|---|
| | CDMA BC0_Ant 0 | 1xRTT RC3 SO32 | Front | 10mm | DSI 4/8 | 384 | 836.52 | config 0 | 24.31 | 25.50 | 1.315 | -0.01 | 0.332 | 0.437 |
| | CDMA BC0_Ant 0 | 1xRTT RC3 SO32 | Back | 10mm | DSI 4/8 | 384 | 836.52 | config 0 | 24.31 | 25.50 | 1.315 | -0.05 | 0.480 | 0.631 |
| | CDMA BC0_Ant 0 | 1xRTT RC3 SO32 | Back | 10mm | DSI 4/8 | 1013 | 824.7 | config 0 | 24.25 | 25.50 | 1.334 | -0.1 | 0.478 | 0.637 |
| | CDMA BC0_Ant 0 | 1xRTT RC3 SO32 | Back | 10mm | DSI 4/8 | 777 | 848.31 | config 0 | 23.83 | 25.50 | 1.469 | -0.04 | 0.536 | 0.787 |
| | CDMA BC0_Ant 1 | 1xRTT RC3 SO32 | Front | 10mm | DSI 4/8 | 384 | 836.52 | config 1 | 24.41 | 25.50 | 1.285 | -0.02 | 0.309 | 0.397 |
| | CDMA BC0_Ant 1 | 1xRTT RC3 SO32 | Back | 10mm | DSI 4/8 | 384 | 836.52 | config 1 | 24.41 | 25.50 | 1.285 | -0.12 | 0.623 | 0.801 |
| | CDMA BC0_Ant 1 | 1xRTT RC3 SO32 | Back | 10mm | DSI 4/8 | 1013 | 824.7 | config 1 | 24.35 | 25.50 | 1.303 | -0.14 | 0.534 | 0.696 |
| 65 | CDMA BC0_Ant 1 | 1xRTT RC3 SO32 | Back | 10mm | DSI 4/8 | 777 | 848.31 | config 1 | 24.25 | 25.50 | 1.334 | -0.09 | 0.609 | 0.812 |
| | CDMA BC1_Ant 2 | 1xRTT RC3 SO32 | Front | 10mm | DSI 8 | 600 | 1880 | config 0 | 22.86 | 24.00 | 1.300 | -0.09 | 0.689 | 0.896 |
| | CDMA BC1_Ant 2 | 1xRTT RC3 SO32 | Front | 10mm | DSI 8 | 25 | 1851.25 | config 0 | 22.80 | 24.00 | 1.318 | -0.16 | 0.697 | 0.919 |
| | CDMA BC1_Ant 2 | 1xRTT RC3 SO32 | Front | 10mm | DSI 8 | 1175 | 1908.75 | config 0 | 22.84 | 24.00 | 1.306 | -0.06 | 0.664 | 0.867 |
| | CDMA BC1_Ant 2 | 1xRTT RC3 SO32 | Back | 10mm | DSI 8 | 600 | 1880 | config 0 | 22.86 | 24.00 | 1.300 | -0.06 | 0.674 | 0.876 |
| | CDMA BC1_Ant 2 | 1xRTT RC3 SO32 | Back | 10mm | DSI 8 | 25 | 1851.25 | config 0 | 22.80 | 24.00 | 1.318 | -0.08 | 0.612 | 0.807 |
| | CDMA BC1_Ant 2 | 1xRTT RC3 SO32 | Back | 10mm | DSI 8 | 1175 | 1908.75 | config 0 | 22.84 | 24.00 | 1.306 | -0.05 | 0.670 | 0.875 |
| | CDMA BC1_Ant 2 | 1xRTT RC3 SO32 | Front | 10mm | DSI 4 | 600 | 1880 | config 0 | 22.86 | 24.80 | 1.563 | -0.09 | 0.689 | 1.077 |
| | CDMA BC1_Ant 2 | 1xRTT RC3 SO32 | Front | 10mm | DSI 4 | 25 | 1851.25 | config 0 | 22.80 | 24.80 | 1.585 | -0.16 | 0.697 | 1.105 |
| | CDMA BC1_Ant 2 | 1xRTT RC3 SO32 | Front | 10mm | DSI 4 | 1175 | 1908.75 | config 0 | 22.84 | 24.80 | 1.570 | -0.06 | 0.664 | 1.043 |
| | CDMA BC1_Ant 2 | 1xRTT RC3 SO32 | Back | 10mm | DSI 4 | 600 | 1880 | config 0 | 22.86 | 24.80 | 1.563 | -0.06 | 0.674 | 1.054 |
| | CDMA BC1_Ant 2 | 1xRTT RC3 SO32 | Back | 10mm | DSI 4 | 25 | 1851.25 | config 0 | 22.80 | 24.80 | 1.585 | -0.08 | 0.612 | 0.970 |
| | CDMA BC1_Ant 2 | 1xRTT RC3 SO32 | Back | 10mm | DSI 4 | 1175 | 1908.75 | config 0 | 22.84 | 24.80 | 1.570 | -0.05 | 0.670 | 1.052 |
| | CDMA BC1_Ant 0 | 1xRTT RC3 SO32 | Front | 10mm | DSI 8 | 25 | 1851.25 | config 1 | 19.63 | 20.60 | 1.250 | 0.02 | 0.374 | 0.468 |
| | CDMA BC1_Ant 0 | 1xRTT RC3 SO32 | Back | 10mm | DSI 8 | 25 | 1851.25 | config 1 | 19.63 | 20.60 | 1.250 | 0 | 0.797 | 0.996 |
| | CDMA BC1_Ant 0 | 1xRTT RC3 SO32 | Back | 10mm | DSI 8 | 600 | 1880 | config 1 | 19.54 | 20.60 | 1.276 | 0.08 | 0.743 | 0.948 |
| | CDMA BC1_Ant 0 | 1xRTT RC3 SO32 | Back | 10mm | DSI 8 | 1175 | 1908.75 | config 1 | 19.42 | 20.60 | 1.312 | 0.07 | 0.709 | 0.930 |
| | CDMA BC1_Ant 0 | 1xRTT RC3 SO32 | Front | 10mm | DSI 4 | 25 | 1851.25 | config 1 | 19.63 | 21.40 | 1.503 | 0.02 | 0.374 | 0.562 |
| 66 | CDMA BC1_Ant 0 | 1xRTT RC3 SO32 | Back | 10mm | DSI 4 | 25 | 1851.25 | config 1 | 19.63 | 21.40 | 1.503 | 0 | 0.797 | 1.198 |
| | CDMA BC1_Ant 0 | 1xRTT RC3 SO32 | Back | 10mm | DSI 4 | 600 | 1880 | config 1 | 19.54 | 21.40 | 1.535 | 0.08 | 0.743 | 1.140 |
| | CDMA BC1_Ant 0 | 1xRTT RC3 SO32 | Back | 10mm | DSI 4 | 1175 | 1908.75 | config 1 | 19.42 | 21.40 | 1.578 | 0.07 | 0.709 | 1.119 |
| | CDMA BC10_Ant 0 | 1xRTT RC3 SO32 | Front | 10mm | DSI 4/8 | 580 | 820.5 | config 0 | 24.28 | 25.50 | 1.324 | -0.11 | 0.337 | 0.446 |
| | CDMA BC10_Ant 0 | 1xRTT RC3 SO32 | Back | 10mm | DSI 4/8 | 580 | 820.5 | config 0 | 24.28 | 25.50 | 1.324 | -0.06 | 0.472 | 0.625 |
| | CDMA BC10_Ant 1 | 1xRTT RC3 SO32 | Front | 10mm | DSI 4/8 | 580 | 820.5 | config 1 | 24.41 | 25.50 | 1.285 | -0.08 | 0.258 | 0.332 |
| 67 | CDMA BC10_Ant 1 | 1xRTT RC3 SO32 | Back | 10mm | DSI 4/8 | 580 | 820.5 | config 1 | 24.41 | 25.50 | 1.285 | -0.16 | 0.532 | 0.684 |

## <FDD LTE SAR>

| Plot No. | Band | BW (MHz) | Modulation | RB Size | RB offset | Test Position | Gap (mm) | Output Power State | Ch. | Freq. (MHz) | configure | Average Power (dBm) | Tune-Up Limit (dBm) | Tune-up Scaling Factor | Power Drift (dB) | Measured 1g SAR (W/kg) | Reported 1g SAR (W/kg) |
|---|---|---|---|---|---|---|---|---|---|---|---|---|---|---|---|---|---|
| | LTE Band 7_Ant 2 | 20M | QPSK | 1 | 99 | Front | 10mm | DSI 8 | 21100 | 2535 | config 0 | 23.39 | 24.20 | 1.205 | -0.08 | 0.218 | 0.263 |
| | LTE Band 7_Ant 2 | 20M | QPSK | 50 | 50 | Front | 10mm | DSI 8 | 21100 | 2535 | config 0 | 23.48 | 24.20 | 1.180 | -0.09 | 0.227 | 0.268 |
| | LTE Band 7_Ant 2 | 20M | QPSK | 1 | 99 | Back | 10mm | DSI 8 | 21100 | 2535 | config 0 | 23.39 | 24.20 | 1.205 | -0.19 | 0.666 | 0.803 |
| | LTE Band 7_Ant 2 | 20M | QPSK | 1 | 99 | Back | 10mm | DSI 8 | 20850 | 2510 | config 0 | 23.27 | 24.20 | 1.239 | -0.13 | 0.611 | 0.757 |
| | LTE Band 7_Ant 2 | 20M | QPSK | 1 | 0 | Back | 10mm | DSI 8 | 21350 | 2560 | config 0 | 23.27 | 24.20 | 1.239 | -0.1 | 0.672 | 0.832 |
| | LTE Band 7_Ant 2 | 20M | QPSK | 50 | 50 | Back | 10mm | DSI 8 | 21100 | 2535 | config 0 | 23.48 | 24.20 | 1.180 | -0.02 | 0.630 | 0.744 |
| | LTE Band 7_Ant 2 | 20M | QPSK | 50 | 50 | Back | 10mm | DSI 8 | 20850 | 2510 | config 0 | 23.36 | 24.20 | 1.213 | -0.19 | 0.581 | 0.705 |
| | LTE Band 7_Ant 2 | 20M | QPSK | 50 | 50 | Back | 10mm | DSI 8 | 21350 | 2560 | config 0 | 23.41 | 24.20 | 1.199 | -0.03 | 0.630 | 0.756 |
| | LTE Band 7_Ant 2 | 20M | QPSK | 100 | 0 | Back | 10mm | DSI 8 | 21350 | 2560 | config 0 | 23.37 | 24.20 | 1.211 | -0.18 | 0.693 | 0.839 |
| | LTE Band 7C_Ant 2 | 20M | QPSK | 1 | 0 | Back | 10mm | DSI 8 | 21350+21152 | 2560 | config 0 | 23.44 | 24.20 | 1.191 | 0.06 | 0.655 | 0.780 |
| | LTE Band 7_Ant 2 | 20M | QPSK | 1 | 99 | Front | 10mm | DSI 4 | 21100 | 2535 | config 0 | 23.39 | 25.00 | 1.449 | -0.08 | 0.218 | 0.316 |
| | LTE Band 7_Ant 2 | 20M | QPSK | 50 | 50 | Front | 10mm | DSI 4 | 21100 | 2535 | config 0 | 23.48 | 25.00 | 1.419 | -0.09 | 0.227 | 0.322 |
| | LTE Band 7_Ant 2 | 20M | QPSK | 1 | 99 | Back | 10mm | DSI 4 | 21100 | 2535 | config 0 | 23.39 | 25.00 | 1.449 | -0.19 | 0.666 | 0.965 |
| | LTE Band 7_Ant 2 | 20M | QPSK | 1 | 99 | Back | 10mm | DSI 4 | 20850 | 2510 | config 0 | 23.27 | 25.00 | 1.489 | -0.13 | 0.611 | 0.910 |
| | LTE Band 7_Ant 2 | 20M | QPSK | 1 | 0 | Back | 10mm | DSI 4 | 21350 | 2560 | config 0 | 23.27 | 25.00 | 1.489 | -0.1 | 0.672 | 1.001 |
| | LTE Band 7_Ant 2 | 20M | QPSK | 50 | 50 | Back | 10mm | DSI 4 | 21100 | 2535 | config 0 | 23.48 | 25.00 | 1.419 | -0.02 | 0.630 | 0.894 |
| | LTE Band 7_Ant 2 | 20M | QPSK | 50 | 50 | Back | 10mm | DSI 4 | 20850 | 2510 | config 0 | 23.36 | 25.00 | 1.459 | -0.19 | 0.581 | 0.848 |
| | LTE Band 7_Ant 2 | 20M | QPSK | 50 | 50 | Back | 10mm | DSI 4 | 21350 | 2560 | config 0 | 23.41 | 25.00 | 1.442 | -0.03 | 0.630 | 0.909 |
| | LTE Band 7_Ant 2 | 20M | QPSK | 100 | 0 | Back | 10mm | DSI 4 | 21350 | 2560 | config 0 | 23.37 | 25.00 | 1.455 | -0.18 | 0.693 | 1.009 |
| | LTE Band 7C_Ant 2 | 20M | QPSK | 1 | 0 | Back | 10mm | DSI 4 | 21350+21152 | 2560 | config 0 | 23.44 | 25.00 | 1.432 | 0.06 | 0.656 | 0.940 |
| | LTE Band 7_Ant 0 | 20M | QPSK | 1 | 99 | Front | 10mm | DSI 8 | 21100 | 2535 | config 1 | 20.91 | 22.30 | 1.377 | -0.01 | 0.221 | 0.304 |
| | LTE Band 7_Ant 0 | 20M | QPSK | 50 | 50 | Front | 10mm | DSI 8 | 21100 | 2535 | config 1 | 20.99 | 22.30 | 1.352 | -0.14 | 0.232 | 0.314 |
| | LTE Band 7_Ant 0 | 20M | QPSK | 1 | 99 | Back | 10mm | DSI 8 | 21100 | 2535 | config 1 | 20.91 | 22.30 | 1.377 | -0.17 | 0.563 | 0.775 |
| | LTE Band 7_Ant 0 | 20M | QPSK | 50 | 50 | Back | 10mm | DSI 8 | 21100 | 2535 | config 1 | 20.99 | 22.30 | 1.352 | -0.14 | 0.578 | 0.781 |
| | LTE Band 7_Ant 0 | 20M | QPSK | 50 | 50 | Back | 10mm | DSI 8 | 20850 | 2510 | config 1 | 20.89 | 22.30 | 1.384 | -0.17 | 0.541 | 0.749 |
| | LTE Band 7_Ant 0 | 20M | QPSK | 50 | 50 | Back | 10mm | DSI 8 | 21350 | 2560 | config 1 | 20.94 | 22.30 | 1.368 | -0.13 | 0.585 | 0.800 |
| | LTE Band 7_Ant 0 | 20M | QPSK | 100 | 0 | Back | 10mm | DSI 8 | 21100 | 2535 | config 1 | 20.89 | 22.30 | 1.384 | -0.06 | 0.650 | 0.899 |
| | LTE Band 7C | 20M | QPSK | 1 | 0 | Back | 10mm | DSI 8 | 21100+20902 | 2535 | config 1 | 21.57 | 22.30 | 1.183 | 0.02 | 0.715 | 0.846 |
| | LTE Band 7_Ant 0 | 20M | QPSK | 1 | 99 | Front | 10mm | DSI 4 | 21100 | 2535 | config 1 | 21.72 | 23.10 | 1.374 | 0.03 | 0.299 | 0.411 |
| | LTE Band 7_Ant 0 | 20M | QPSK | 50 | 50 | Front | 10mm | DSI 4 | 21100 | 2535 | config 1 | 21.82 | 23.10 | 1.343 | -0.03 | 0.316 | 0.424 |
| | LTE Band 7_Ant 0 | 20M | QPSK | 1 | 99 | Back | 10mm | DSI 4 | 21100 | 2535 | config 1 | 21.72 | 23.10 | 1.374 | -0.1 | 0.814 | 1.118 |
| | LTE Band 7_Ant 0 | 20M | QPSK | 1 | 99 | Back | 10mm | DSI 4 | 20850 | 2510 | config 1 | 21.62 | 23.10 | 1.406 | -0.03 | 0.772 | 1.085 |
| | LTE Band 7_Ant 0 | 20M | QPSK | 1 | 99 | Back | 10mm | DSI 4 | 21350 | 2560 | config 1 | 21.63 | 23.10 | 1.403 | -0.12 | 0.779 | 1.093 |
| | LTE Band 7_Ant 0 | 20M | QPSK | 50 | 50 | Back | 10mm | DSI 4 | 21100 | 2535 | config 1 | 21.82 | 23.10 | 1.343 | -0.12 | 0.845 | 1.135 |
| | LTE Band 7_Ant 0 | 20M | QPSK | 50 | 50 | Back | 10mm | DSI 4 | 20850 | 2510 | config 1 | 21.73 | 23.10 | 1.371 | -0.1 | 0.767 | 1.051 |
| 68 | LTE Band 7_Ant 0 | 20M | QPSK | 50 | 50 | Back | 10mm | DSI 4 | 21350 | 2560 | config 1 | 21.76 | 23.10 | 1.361 | -0.13 | 0.851 | 1.159 |
| | LTE Band 7_Ant 0 | 20M | QPSK | 100 | 0 | Back | 10mm | DSI 4 | 21100 | 2535 | config 1 | 21.71 | 23.10 | 1.377 | -0.1 | 0.833 | 1.147 |
| | LTE Band 7C_Ant 0 | 20M | QPSK | 1 | 99 | Back | 10mm | DSI 4 | 20850+21048 | 2510 | config 1 | 22.37 | 23.10 | 1.183 | 0.02 | 0.810 | 0.958 |
| | LTE Band 12_Ant 0 | 10M | QPSK | 1 | 0 | Front | 10mm | DSI 4/8 | 23095 | 707.5 | Config 0 | 24.52 | 25.70 | 1.312 | -0.14 | 0.280 | 0.367 |
| | LTE Band 12_Ant 0 | 10M | QPSK | 25 | 12 | Front | 10mm | DSI 4/8 | 23095 | 707.5 | Config 0 | 23.69 | 24.70 | 1.262 | -0.06 | 0.232 | 0.293 |
| | LTE Band 12_Ant 0 | 10M | QPSK | 1 | 0 | Back | 10mm | DSI 4/8 | 23095 | 707.5 | Config 0 | 24.52 | 25.70 | 1.312 | -0.17 | 0.400 | 0.525 |
| | LTE Band 12_Ant 0 | 10M | QPSK | 25 | 12 | Back | 10mm | DSI 4/8 | 23095 | 707.5 | Config 0 | 23.69 | 24.70 | 1.262 | -0.11 | 0.350 | 0.442 |
| | LTE Band 12_Ant 1 | 10M | QPSK | 1 | 49 | Front | 10mm | DSI 4/8 | 23095 | 707.5 | Config 1 | 24.35 | 25.70 | 1.365 | 0.01 | 0.232 | 0.317 |
| | LTE Band 12_Ant 1 | 10M | QPSK | 25 | 25 | Front | 10mm | DSI 4/8 | 23095 | 707.5 | Config 1 | 23.48 | 24.70 | 1.324 | 0.01 | 0.191 | 0.253 |
| 69 | LTE Band 12_Ant 1 | 10M | QPSK | 1 | 49 | Back | 10mm | DSI 4/8 | 23095 | 707.5 | Config 1 | 24.35 | 25.70 | 1.365 | -0.09 | 0.418 | 0.570 |
| | LTE Band 12_Ant 1 | 10M | QPSK | 25 | 25 | Back | 10mm | DSI 4/8 | 23095 | 707.5 | Config 1 | 23.48 | 24.70 | 1.324 | -0.02 | 0.343 | 0.454 |

| Plot No. | Band | BW (MHz) | Modulation | RB Size | RB offset | Test Position | Gap (mm) | Output Power State | Ch. | Freq. (MHz) | configure | Average Power (dBm) | Tune-Up Limit (dBm) | Tune-up Scaling Factor | Power Drift (dB) | Measured 1g SAR (W/kg) | Reported 1g SAR (W/kg) |
|---|---|---|---|---|---|---|---|---|---|---|---|---|---|---|---|---|---|
| | LTE Band 13_Ant 0 | 10M | QPSK | 1 | 49 | Front | 10mm | DSI 4/8 | 23230 | 782 | Config 0 | 23.99 | 25.20 | 1.321 | -0.06 | 0.367 | 0.485 |
| | LTE Band 13_Ant 0 | 10M | QPSK | 25 | 12 | Front | 10mm | DSI 4/8 | 23230 | 782 | Config 0 | 23.00 | 24.20 | 1.318 | -0.05 | 0.312 | 0.411 |
| 70 | LTE Band 13_Ant 0 | 10M | QPSK | 1 | 49 | Back | 10mm | DSI 4/8 | 23230 | 782 | Config 0 | 23.99 | 25.20 | 1.321 | -0.08 | 0.530 | 0.700 |
| | LTE Band 13_Ant 0 | 10M | QPSK | 25 | 12 | Back | 10mm | DSI 4/8 | 23230 | 782 | Config 0 | 23.00 | 24.20 | 1.318 | -0.13 | 0.451 | 0.595 |
| | LTE Band 13_Ant 1 | 10M | QPSK | 1 | 0 | Front | 10mm | DSI 4/8 | 23230 | 782 | Config 1 | 24.05 | 25.20 | 1.303 | 0 | 0.180 | 0.235 |
| | LTE Band 13_Ant 1 | 10M | QPSK | 25 | 12 | Front | 10mm | DSI 4/8 | 23230 | 782 | Config 1 | 23.11 | 24.20 | 1.285 | -0.01 | 0.140 | 0.180 |
| | LTE Band 13_Ant 1 | 10M | QPSK | 1 | 0 | Back | 10mm | DSI 4/8 | 23230 | 782 | Config 1 | 24.05 | 25.20 | 1.303 | -0.13 | 0.325 | 0.424 |
| | LTE Band 13_Ant 1 | 10M | QPSK | 25 | 12 | Back | 10mm | DSI 4/8 | 23230 | 782 | Config 1 | 23.11 | 24.20 | 1.285 | -0.06 | 0.253 | 0.325 |
| | LTE Band 14_Ant 0 | 10M | QPSK | 1 | 25 | Front | 10mm | DSI 4/8 | 23330 | 793 | Config 0 | 24.53 | 25.70 | 1.309 | -0.05 | 0.343 | 0.449 |
| | LTE Band 14_Ant 0 | 10M | QPSK | 25 | 25 | Front | 10mm | DSI 4/8 | 23330 | 793 | Config 0 | 23.50 | 24.70 | 1.318 | -0.04 | 0.289 | 0.381 |
| | LTE Band 14_Ant 0 | 10M | QPSK | 1 | 25 | Back | 10mm | DSI 4/8 | 23330 | 793 | Config 0 | 24.53 | 25.70 | 1.309 | -0.1 | 0.473 | 0.619 |
| | LTE Band 14_Ant 0 | 10M | QPSK | 25 | 25 | Back | 10mm | DSI 4/8 | 23330 | 793 | Config 0 | 23.50 | 24.70 | 1.318 | -0.12 | 0.400 | 0.527 |
| | LTE Band 14_Ant 1 | 10M | QPSK | 1 | 0 | Front | 10mm | DSI 4/8 | 23330 | 793 | Config 1 | 24.68 | 25.70 | 1.265 | -0.05 | 0.311 | 0.393 |
| | LTE Band 14_Ant 1 | 10M | QPSK | 25 | 25 | Front | 10mm | DSI 4/8 | 23330 | 793 | Config 1 | 23.65 | 24.70 | 1.274 | -0.03 | 0.244 | 0.311 |
| 71 | LTE Band 14_Ant 1 | 10M | QPSK | 1 | 0 | Back | 10mm | DSI 4/8 | 23330 | 793 | Config 1 | 24.68 | 25.70 | 1.265 | 0.02 | 0.526 | 0.665 |
| | LTE Band 14_Ant 1 | 10M | QPSK | 25 | 25 | Back | 10mm | DSI 4/8 | 23330 | 793 | Config 1 | 23.65 | 24.70 | 1.274 | -0.01 | 0.427 | 0.544 |
| | LTE Band 25_Ant 2 | 20M | QPSK | 1 | 0 | Front | 10mm | DSI 8 | 26140 | 1860 | config 0 | 23.20 | 24.40 | 1.318 | -0.13 | 0.674 | 0.889 |
| | LTE Band 25_Ant 2 | 20M | QPSK | 1 | 0 | Front | 10mm | DSI 8 | 26340 | 1880 | config 0 | 23.18 | 24.40 | 1.324 | -0.18 | 0.704 | 0.932 |
| | LTE Band 25_Ant 2 | 20M | QPSK | 1 | 49 | Front | 10mm | DSI 8 | 26590 | 1905 | config 0 | 23.05 | 24.40 | 1.365 | -0.17 | 0.638 | 0.871 |
| | LTE Band 25_Ant 2 | 20M | QPSK | 50 | 24 | Front | 10mm | DSI 8 | 26140 | 1860 | config 0 | 23.36 | 24.40 | 1.271 | 0.15 | 0.706 | 0.897 |
| | LTE Band 25_Ant 2 | 20M | QPSK | 50 | 24 | Front | 10mm | DSI 8 | 26340 | 1880 | config 0 | 23.32 | 24.40 | 1.282 | -0.16 | 0.728 | 0.934 |
| | LTE Band 25_Ant 2 | 20M | QPSK | 50 | 50 | Front | 10mm | DSI 8 | 26590 | 1905 | config 0 | 23.21 | 24.40 | 1.315 | -0.18 | 0.676 | 0.889 |
| | LTE Band 25_Ant 2 | 20M | QPSK | 100 | 0 | Front | 10mm | DSI 8 | 26140 | 1860 | config 0 | 23.36 | 24.40 | 1.271 | -0.13 | 0.710 | 0.902 |
| | LTE Band 25_Ant 2 | 20M | QPSK | 1 | 0 | Back | 10mm | DSI 8 | 26140 | 1860 | config 0 | 23.20 | 24.40 | 1.318 | -0.04 | 0.616 | 0.812 |
| | LTE Band 25_Ant 2 | 20M | QPSK | 1 | 0 | Back | 10mm | DSI 8 | 26340 | 1880 | config 0 | 23.18 | 24.40 | 1.324 | -0.06 | 0.686 | 0.908 |
| | LTE Band 25_Ant 2 | 20M | QPSK | 1 | 49 | Back | 10mm | DSI 8 | 26590 | 1905 | config 0 | 23.05 | 24.40 | 1.365 | -0.04 | 0.664 | 0.906 |
| | LTE Band 25_Ant 2 | 20M | QPSK | 50 | 24 | Back | 10mm | DSI 8 | 26140 | 1860 | config 0 | 23.36 | 24.40 | 1.271 | -0.11 | 0.666 | 0.846 |
| | LTE Band 25_Ant 2 | 20M | QPSK | 50 | 24 | Back | 10mm | DSI 8 | 26340 | 1880 | config 0 | 23.32 | 24.40 | 1.282 | -0.04 | 0.723 | 0.927 |
| | LTE Band 25_Ant 2 | 20M | QPSK | 50 | 50 | Back | 10mm | DSI 8 | 26590 | 1905 | config 0 | 23.21 | 24.40 | 1.315 | 0.02 | 0.693 | 0.911 |
| | LTE Band 25_Ant 2 | 20M | QPSK | 100 | 0 | Back | 10mm | DSI 8 | 26140 | 1860 | config 0 | 23.36 | 24.40 | 1.271 | -0.02 | 0.666 | 0.846 |
| | LTE Band 25_Ant 2 | 20M | QPSK | 1 | 0 | Front | 10mm | DSI 4 | 26340 | 1880 | config 0 | 24.11 | 25.20 | 1.285 | -0.01 | 0.849 | 1.091 |
| | LTE Band 25_Ant 2 | 20M | QPSK | 1 | 0 | Front | 10mm | DSI 4 | 26140 | 1860 | config 0 | 24.06 | 25.20 | 1.300 | -0.14 | 0.843 | 1.096 |
| | LTE Band 25_Ant 2 | 20M | QPSK | 1 | 99 | Front | 10mm | DSI 4 | 26590 | 1905 | config 0 | 23.95 | 25.20 | 1.334 | -0.06 | 0.739 | 0.985 |
| | LTE Band 25_Ant 2 | 20M | QPSK | 50 | 24 | Front | 10mm | DSI 4 | 26140 | 1860 | config 0 | 23.73 | 24.20 | 1.114 | -0.02 | 0.767 | 0.855 |
| | LTE Band 25_Ant 2 | 20M | QPSK | 50 | 24 | Front | 10mm | DSI 4 | 26340 | 1880 | config 0 | 23.72 | 24.20 | 1.117 | -0.08 | 0.775 | 0.866 |
| | LTE Band 25_Ant 2 | 20M | QPSK | 50 | 24 | Front | 10mm | DSI 4 | 26590 | 1905 | config 0 | 23.59 | 24.20 | 1.151 | -0.03 | 0.703 | 0.809 |
| | LTE Band 25_Ant 2 | 20M | QPSK | 100 | 0 | Front | 10mm | DSI 4 | 26140 | 1860 | config 0 | 23.74 | 24.20 | 1.112 | -0.03 | 0.774 | 0.860 |
| | LTE Band 25_Ant 2 | 20M | QPSK | 1 | 0 | Back | 10mm | DSI 4 | 26340 | 1880 | config 0 | 24.11 | 25.20 | 1.285 | 0.06 | 0.796 | 1.023 |
| | LTE Band 25_Ant 2 | 20M | QPSK | 1 | 0 | Back | 10mm | DSI 4 | 26140 | 1860 | config 0 | 24.06 | 25.20 | 1.300 | -0.14 | 0.774 | 1.006 |
| | LTE Band 25_Ant 2 | 20M | QPSK | 1 | 99 | Back | 10mm | DSI 4 | 26590 | 1905 | config 0 | 23.95 | 25.20 | 1.334 | -0.08 | 0.737 | 0.983 |
| | LTE Band 25_Ant 2 | 20M | QPSK | 50 | 24 | Back | 10mm | DSI 4 | 26140 | 1860 | config 0 | 23.73 | 24.20 | 1.114 | -0.04 | 0.707 | 0.788 |
| | LTE Band 25_Ant 2 | 20M | QPSK | 100 | 0 | Back | 10mm | DSI 4 | 26140 | 1860 | config 0 | 23.74 | 24.20 | 1.112 | -0.05 | 0.712 | 0.792 |
| | LTE Band 25_Ant 0 | 20M | QPSK | 1 | 0 | Front | 10mm | DSI 8 | 26140 | 1860 | config 1 | 17.45 | 18.90 | 1.396 | 0.13 | 0.246 | 0.344 |
| | LTE Band 25_Ant 0 | 20M | QPSK | 50 | 24 | Front | 10mm | DSI 8 | 26140 | 1860 | config 1 | 17.56 | 18.90 | 1.361 | 0.12 | 0.274 | 0.373 |
| | LTE Band 25_Ant 0 | 20M | QPSK | 1 | 0 | Back | 10mm | DSI 8 | 26140 | 1860 | config 1 | 17.45 | 18.90 | 1.396 | -0.1 | 0.573 | 0.800 |
| | LTE Band 25_Ant 0 | 20M | QPSK | 1 | 0 | Back | 10mm | DSI 8 | 26340 | 1880 | config 1 | 17.36 | 18.90 | 1.426 | -0.09 | 0.562 | 0.801 |
| | LTE Band 25_Ant 0 | 20M | QPSK | 1 | 0 | Back | 10mm | DSI 8 | 26590 | 1905 | config 1 | 17.21 | 18.90 | 1.476 | -0.06 | 0.593 | 0.875 |
| | LTE Band 25_Ant 0 | 20M | QPSK | 50 | 24 | Back | 10mm | DSI 8 | 26140 | 1860 | config 1 | 17.56 | 18.90 | 1.361 | -0.06 | 0.588 | 0.801 |
| | LTE Band 25_Ant 0 | 20M | QPSK | 50 | 24 | Back | 10mm | DSI 8 | 26340 | 1880 | config 1 | 17.53 | 18.90 | 1.371 | -0.11 | 0.620 | 0.850 |
| | LTE Band 25_Ant 0 | 20M | QPSK | 50 | 24 | Back | 10mm | DSI 8 | 26590 | 1905 | config 1 | 17.35 | 18.90 | 1.429 | -0.12 | 0.589 | 0.842 |
| | LTE Band 25_Ant 0 | 20M | QPSK | 100 | 0 | Back | 10mm | DSI 8 | 26140 | 1860 | config 1 | 17.57 | 18.90 | 1.358 | -0.08 | 0.487 | 0.661 |
| | LTE Band 25_Ant 0 | 20M | QPSK | 1 | 0 | Front | 10mm | DSI 4 | 26140 | 1860 | config 1 | 18.23 | 19.70 | 1.403 | 0.09 | 0.307 | 0.431 |
| | LTE Band 25_Ant 0 | 20M | QPSK | 50 | 24 | Front | 10mm | DSI 4 | 26140 | 1860 | config 1 | 18.32 | 19.70 | 1.374 | 0.05 | 0.342 | 0.470 |
| | LTE Band 25_Ant 0 | 20M | QPSK | 1 | 0 | Back | 10mm | DSI 4 | 26140 | 1860 | config 1 | 18.23 | 19.70 | 1.403 | -0.11 | 0.578 | 0.811 |
| | LTE Band 25_Ant 0 | 20M | QPSK | 1 | 0 | Back | 10mm | DSI 4 | 26340 | 1880 | config 1 | 18.17 | 19.70 | 1.422 | -0.09 | 0.672 | 0.956 |
| 72 | LTE Band 25_Ant 0 | 20M | QPSK | 1 | 0 | Back | 10mm | DSI 4 | 26590 | 1905 | config 1 | 17.97 | 19.70 | 1.489 | -0.05 | 0.765 | 1.139 |
| | LTE Band 25_Ant 0 | 20M | QPSK | 50 | 24 | Back | 10mm | DSI 4 | 26140 | 1860 | config 1 | 18.32 | 19.70 | 1.374 | -0.06 | 0.669 | 0.919 |
| | LTE Band 25_Ant 0 | 20M | QPSK | 50 | 24 | Back | 10mm | DSI 4 | 26340 | 1880 | config 1 | 18.27 | 19.70 | 1.390 | -0.04 | 0.776 | 1.079 |
| | LTE Band 25_Ant 0 | 20M | QPSK | 50 | 24 | Back | 10mm | DSI 4 | 26590 | 1905 | config 1 | 18.11 | 19.70 | 1.442 | -0.02 | 0.742 | 1.070 |
| | LTE Band 25_Ant 0 | 20M | QPSK | 100 | 0 | Back | 10mm | DSI 4 | 26140 | 1860 | config 1 | 18.34 | 19.70 | 1.368 | -0.08 | 0.632 | 0.864 |

| Plot No. | Band | BW (MHz) | Modulation | RB Size | RB offset | Test Position | Gap (mm) | Output Power State | Ch. | Freq. (MHz) | configure | Average Power (dBm) | Tune-Up Limit (dBm) | Tune-up Scaling Factor | Power Drift (dB) | Measured 1g SAR (W/kg) | Reported 1g SAR (W/kg) |
|---|---|---|---|---|---|---|---|---|---|---|---|---|---|---|---|---|---|
| | LTE Band 26_Ant 0 | 15M | QPSK | 1 | 74 | Front | 10mm | DSI 4/8 | 26865 | 831.5 | config 0 | 24.59 | 25.70 | 1.291 | -0.08 | 0.289 | 0.373 |
| | LTE Band 26_Ant 0 | 15M | QPSK | 36 | 20 | Front | 10mm | DSI 4/8 | 26865 | 831.5 | config 0 | 23.46 | 24.70 | 1.330 | -0.04 | 0.250 | 0.333 |
| | LTE Band 26_Ant 0 | 15M | QPSK | 1 | 74 | Back | 10mm | DSI 4/8 | 26865 | 831.5 | config 0 | 24.59 | 25.70 | 1.291 | -0.06 | 0.416 | 0.537 |
| | LTE Band 26_Ant 0 | 15M | QPSK | 36 | 20 | Back | 10mm | DSI 4/8 | 26865 | 831.5 | config 0 | 23.46 | 24.70 | 1.330 | -0.16 | 0.360 | 0.479 |
| | LTE Band 5B_Ant 0 | 10M | QPSK | 1 | 0 | Back | 10mm | DSI 4/8 | 20600+20501 | 844 | config 0 | 25.61 | 25.70 | 1.021 | 0.06 | 0.466 | 0.476 |
| | LTE Band 26_Ant 1 | 15M | QPSK | 1 | 74 | Front | 10mm | DSI 4/8 | 26865 | 831.5 | config 1 | 24.78 | 25.70 | 1.236 | -0.12 | 0.296 | 0.366 |
| | LTE Band 26_Ant 1 | 15M | QPSK | 36 | 20 | Front | 10mm | DSI 4/8 | 26865 | 831.5 | config 1 | 23.66 | 24.70 | 1.271 | -0.11 | 0.242 | 0.307 |
| 73 | LTE Band 26_Ant 1 | 15M | QPSK | 1 | 74 | Back | 10mm | DSI 4/8 | 26865 | 831.5 | config 1 | 24.78 | 25.70 | 1.236 | -0.06 | 0.534 | 0.660 |
| | LTE Band 26_Ant 1 | 15M | QPSK | 36 | 20 | Back | 10mm | DSI 4/8 | 26865 | 831.5 | config 1 | 23.66 | 24.70 | 1.271 | -0.04 | 0.447 | 0.568 |
| | LTE Band 5B_Ant 1 | 10M | QPSK | 1 | 49 | Back | 10mm | DSI 4/8 | 20450+20549 | 829 | config 1 | 25.64 | 25.70 | 1.014 | 0.12 | 0.649 | 0.658 |
| | LTE Band 30_Ant 2 | 10M | QPSK | 1 | 0 | Front | 10mm | DSI 4/8 | 27710 | 2310 | config 0 | 22.93 | 23.70 | 1.194 | -0.12 | 0.339 | 0.405 |
| | LTE Band 30_Ant 2 | 10M | QPSK | 25 | 25 | Front | 10mm | DSI 4/8 | 27710 | 2310 | config 0 | 21.94 | 22.70 | 1.191 | -0.07 | 0.268 | 0.319 |
| | LTE Band 30_Ant 2 | 10M | QPSK | 1 | 0 | Back | 10mm | DSI 4/8 | 27710 | 2310 | config 0 | 22.93 | 23.70 | 1.194 | -0.04 | 0.284 | 0.339 |
| | LTE Band 30_Ant 2 | 10M | QPSK | 25 | 25 | Back | 10mm | DSI 4/8 | 27710 | 2310 | config 0 | 21.94 | 22.70 | 1.191 | -0.16 | 0.223 | 0.266 |
| | LTE Band 30_Ant 0 | 10M | QPSK | 1 | 49 | Front | 10mm | DSI 8 | 27710 | 2310 | config 1 | 21.33 | 22.50 | 1.309 | -0.03 | 0.347 | 0.454 |
| | LTE Band 30_Ant 0 | 10M | QPSK | 25 | 25 | Front | 10mm | DSI 8 | 27710 | 2310 | config 1 | 21.33 | 22.50 | 1.309 | -0.03 | 0.362 | 0.474 |
| | LTE Band 30_Ant 0 | 10M | QPSK | 1 | 49 | Back | 10mm | DSI 8 | 27710 | 2310 | config 1 | 21.33 | 22.50 | 1.309 | -0.09 | 0.638 | 0.835 |
| | LTE Band 30_Ant 0 | 10M | QPSK | 25 | 25 | Back | 10mm | DSI 8 | 27710 | 2310 | config 1 | 21.33 | 22.50 | 1.309 | -0.05 | 0.697 | 0.912 |
| | LTE Band 30_Ant 0 | 10M | QPSK | 50 | 0 | Back | 10mm | DSI 8 | 27710 | 2310 | config 1 | 21.30 | 22.50 | 1.318 | -0.03 | 0.702 | 0.925 |
| | LTE Band 30_Ant 0 | 10M | QPSK | 1 | 49 | Front | 10mm | DSI 4 | 27710 | 2310 | config 1 | 21.33 | 23.30 | 1.574 | -0.03 | 0.347 | 0.546 |
| | LTE Band 30_Ant 0 | 10M | QPSK | 25 | 25 | Front | 10mm | DSI 4 | 27710 | 2310 | config 1 | 21.33 | 22.30 | 1.250 | -0.03 | 0.362 | 0.453 |
| 74 | LTE Band 30_Ant 0 | 10M | QPSK | 1 | 49 | Back | 10mm | DSI 4 | 27710 | 2310 | config 1 | 21.33 | 23.30 | 1.574 | -0.09 | 0.638 | 1.004 |
| | LTE Band 30_Ant 0 | 10M | QPSK | 25 | 25 | Back | 10mm | DSI 4 | 27710 | 2310 | config 1 | 21.33 | 22.30 | 1.250 | -0.05 | 0.697 | 0.871 |
| | LTE Band 30_Ant 0 | 10M | QPSK | 50 | 0 | Back | 10mm | DSI 4 | 27710 | 2310 | config 1 | 21.30 | 22.30 | 1.259 | -0.03 | 0.702 | 0.884 |

| Plot No. | Band | BW (MHz) | Modulation | RB Size | RB offset | Test Position | Gap (mm) | Output Power State | Ch. | Freq. (MHz) | configure | Average Power (dBm) | Tune-Up Limit (dBm) | Tune-up Scaling Factor | Power Drift (dB) | Measured 1g SAR (W/kg) | Reported 1g SAR (W/kg) |
|---|---|---|---|---|---|---|---|---|---|---|---|---|---|---|---|---|---|
| | LTE Band 66_Ant 2 | 20M | QPSK | 1 | 0 | Front | 10mm | DSI 8 | 132072 | 1720 | config 0 | 24.18 | 25.10 | 1.236 | -0.08 | 0.789 | 0.975 |
| | LTE Band 66_Ant 2 | 20M | QPSK | 1 | 0 | Front | 10mm | DSI 8 | 132322 | 1745 | config 0 | 24.12 | 25.10 | 1.253 | -0.16 | 0.770 | 0.965 |
| | LTE Band 66_Ant 2 | 20M | QPSK | 1 | 0 | Front | 10mm | DSI 8 | 132572 | 1770 | config 0 | 24.09 | 25.10 | 1.262 | -0.17 | 0.727 | 0.917 |
| | LTE Band 66_Ant 2 | 20M | QPSK | 50 | 0 | Front | 10mm | DSI 8 | 132072 | 1720 | config 0 | 23.55 | 24.10 | 1.135 | -0.19 | 0.736 | 0.835 |
| | LTE Band 66_Ant 2 | 20M | QPSK | 50 | 0 | Front | 10mm | DSI 8 | 132322 | 1745 | config 0 | 23.33 | 24.10 | 1.194 | -0.17 | 0.711 | 0.849 |
| | LTE Band 66_Ant 2 | 20M | QPSK | 50 | 0 | Front | 10mm | DSI 8 | 132572 | 1770 | config 0 | 23.37 | 24.10 | 1.183 | -0.17 | 0.681 | 0.806 |
| | LTE Band 66_Ant 2 | 20M | QPSK | 100 | 0 | Front | 10mm | DSI 8 | 132072 | 1720 | config 0 | 23.50 | 24.10 | 1.148 | -0.16 | 0.749 | 0.860 |
| | LTE Band 66_Ant 2 | 20M | QPSK | 1 | 0 | Back | 10mm | DSI 8 | 132072 | 1720 | config 0 | 24.18 | 25.10 | 1.236 | -0.06 | 0.636 | 0.786 |
| | LTE Band 66_Ant 2 | 20M | QPSK | 50 | 0 | Back | 10mm | DSI 8 | 132072 | 1720 | config 0 | 23.55 | 24.10 | 1.135 | -0.08 | 0.593 | 0.673 |
| | LTE Band 66B_Ant 2 | 15M | QPSK | 1 | 74 | Back | 10mm | DSI 8 | 132047+132140 | 1717.5 | config 0 | 24.35 | 25.10 | 1.189 | 0.02 | 0.786 | 0.934 |
| | LTE Band 66C_Ant 2 | 20M | QPSK | 1 | 0 | Back | 10mm | DSI 8 | 132322+132124 | 1745 | config 0 | 24.34 | 25.10 | 1.191 | 0.09 | 0.770 | 0.917 |
| | LTE Band 66_Ant 2 | 20M | QPSK | 1 | 0 | Front | 10mm | DSI 4 | 132072 | 1720 | config 0 | 24.18 | 25.70 | 1.419 | -0.08 | 0.789 | 1.120 |
| | LTE Band 66_Ant 2 | 20M | QPSK | 1 | 0 | Front | 10mm | DSI 4 | 132322 | 1745 | config 0 | 24.12 | 25.70 | 1.439 | -0.16 | 0.770 | 1.108 |
| | LTE Band 66_Ant 2 | 20M | QPSK | 1 | 0 | Front | 10mm | DSI 4 | 132572 | 1770 | config 0 | 24.09 | 25.70 | 1.449 | -0.17 | 0.727 | 1.053 |
| | LTE Band 66_Ant 2 | 20M | QPSK | 50 | 0 | Front | 10mm | DSI 4 | 132072 | 1720 | config 0 | 23.55 | 24.70 | 1.303 | -0.19 | 0.736 | 0.959 |
| | LTE Band 66_Ant 2 | 20M | QPSK | 50 | 0 | Front | 10mm | DSI 4 | 132322 | 1745 | config 0 | 23.33 | 24.70 | 1.371 | -0.17 | 0.711 | 0.975 |
| | LTE Band 66_Ant 2 | 20M | QPSK | 50 | 0 | Front | 10mm | DSI 4 | 132572 | 1770 | config 0 | 23.37 | 24.70 | 1.358 | -0.17 | 0.681 | 0.925 |
| | LTE Band 66_Ant 2 | 20M | QPSK | 100 | 0 | Front | 10mm | DSI 4 | 132072 | 1720 | config 0 | 23.50 | 24.70 | 1.318 | -0.16 | 0.749 | 0.987 |
| | LTE Band 66_Ant 2 | 20M | QPSK | 1 | 0 | Back | 10mm | DSI 4 | 132072 | 1720 | config 0 | 24.18 | 25.70 | 1.419 | -0.06 | 0.636 | 0.903 |
| | LTE Band 66_Ant 2 | 20M | QPSK | 1 | 0 | Back | 10mm | DSI 4 | 132322 | 1745 | config 0 | 24.12 | 25.70 | 1.439 | -0.03 | 0.631 | 0.908 |
| | LTE Band 66_Ant 2 | 20M | QPSK | 1 | 0 | Back | 10mm | DSI 4 | 132572 | 1770 | config 0 | 24.09 | 25.70 | 1.449 | 0.01 | 0.626 | 0.907 |
| | LTE Band 66_Ant 2 | 20M | QPSK | 50 | 0 | Back | 10mm | DSI 4 | 132072 | 1720 | config 0 | 23.55 | 24.70 | 1.303 | -0.08 | 0.593 | 0.773 |
| | LTE Band 66_Ant 2 | 20M | QPSK | 100 | 0 | Back | 10mm | DSI 4 | 132072 | 1720 | config 0 | 23.50 | 24.70 | 1.318 | 0.06 | 0.606 | 0.799 |
| | LTE Band 66B_Ant 2 | 15M | QPSK | 1 | 74 | Back | 10mm | DSI 4 | 132047+132140 | 1717.5 | config 0 | 24.35 | 25.70 | 1.365 | 0.04 | 0.810 | 1.105 |
| | LTE Band 66C_Ant 2 | 20M | QPSK | 1 | 0 | Back | 10mm | DSI 4 | 132322+132124 | 1745 | config 0 | 24.34 | 25.70 | 1.368 | 0.09 | 0.801 | 1.096 |
| | LTE Band 66_Ant 0 | 20M | QPSK | 1 | 0 | Front | 10mm | DSI 8 | 132072 | 1720 | config 1 | 19.37 | 20.80 | 1.390 | -0.13 | 0.261 | 0.363 |
| | LTE Band 66_Ant 0 | 20M | QPSK | 50 | 0 | Front | 10mm | DSI 8 | 132072 | 1720 | config 1 | 19.51 | 20.80 | 1.346 | -0.15 | 0.266 | 0.358 |
| | LTE Band 66_Ant 0 | 20M | QPSK | 1 | 0 | Back | 10mm | DSI 8 | 132072 | 1720 | config 1 | 19.37 | 20.80 | 1.390 | 0.01 | 0.704 | 0.979 |
| | LTE Band 66_Ant 0 | 20M | QPSK | 1 | 0 | Back | 10mm | DSI 8 | 132322 | 1745 | config 1 | 19.31 | 20.80 | 1.409 | -0.05 | 0.706 | 0.995 |
| | LTE Band 66_Ant 0 | 20M | QPSK | 1 | 0 | Back | 10mm | DSI 8 | 132572 | 1770 | config 1 | 19.25 | 20.80 | 1.429 | -0.01 | 0.699 | 0.999 |
| | LTE Band 66_Ant 0 | 20M | QPSK | 50 | 0 | Back | 10mm | DSI 8 | 132072 | 1720 | config 1 | 19.51 | 20.80 | 1.346 | -0.02 | 0.724 | 0.974 |
| | LTE Band 66_Ant 0 | 20M | QPSK | 50 | 0 | Back | 10mm | DSI 8 | 132322 | 1745 | config 1 | 19.32 | 20.80 | 1.406 | 0.05 | 0.711 | 1.000 |
| | LTE Band 66_Ant 0 | 20M | QPSK | 50 | 0 | Back | 10mm | DSI 8 | 132572 | 1770 | config 1 | 19.34 | 20.80 | 1.400 | -0.05 | 0.696 | 0.974 |
| | LTE Band 66_Ant 0 | 20M | QPSK | 100 | 0 | Back | 10mm | DSI 8 | 132072 | 1720 | config 1 | 19.53 | 20.80 | 1.340 | 0.01 | 0.737 | 0.987 |
| | LTE Band 66B_Ant 0 | 15M | QPSK | 1 | 74 | Back | 10mm | DSI 8 | 132047+132140 | 1717.5 | config 1 | 20.24 | 20.80 | 1.138 | 0.13 | 0.698 | 0.794 |
| | LTE Band 66C_Ant 0 | 20M | QPSK | 1 | 74 | Back | 10mm | DSI 8 | 132072+132270 | 1720 | config 1 | 20.54 | 20.80 | 1.062 | 0.07 | 0.709 | 0.753 |
| | LTE Band 66_Ant 0 | 20M | QPSK | 1 | 0 | Front | 10mm | DSI 4 | 132072 | 1720 | config 1 | 20.26 | 21.60 | 1.361 | -0.15 | 0.332 | 0.452 |
| | LTE Band 66_Ant 0 | 20M | QPSK | 50 | 0 | Front | 10mm | DSI 4 | 132072 | 1720 | config 1 | 20.40 | 21.60 | 1.318 | -0.16 | 0.340 | 0.448 |
| | LTE Band 66_Ant 0 | 20M | QPSK | 1 | 0 | Back | 10mm | DSI 4 | 132072 | 1720 | config 1 | 20.26 | 21.60 | 1.361 | -0.02 | 0.870 | 1.184 |
| | LTE Band 66_Ant 0 | 20M | QPSK | 1 | 0 | Back | 10mm | DSI 4 | 132322 | 1745 | config 1 | 20.23 | 21.60 | 1.371 | -0.03 | 0.872 | 1.195 |
| | LTE Band 66_Ant 0 | 20M | QPSK | 1 | 0 | Back | 10mm | DSI 4 | 132572 | 1770 | config 1 | 20.24 | 21.60 | 1.368 | -0.03 | 0.875 | 1.197 |
| | LTE Band 66_Ant 0 | 20M | QPSK | 50 | 0 | Back | 10mm | DSI 4 | 132072 | 1720 | config 1 | 20.40 | 21.60 | 1.318 | -0.01 | 0.907 | 1.196 |
| 75 | LTE Band 66_Ant 0 | 20M | QPSK | 50 | 0 | Back | 10mm | DSI 4 | 132322 | 1745 | config 1 | 20.33 | 21.60 | 1.340 | -0.03 | 0.894 | 1.198 |
| | LTE Band 66_Ant 0 | 20M | QPSK | 50 | 0 | Back | 10mm | DSI 4 | 132572 | 1770 | config 1 | 20.26 | 21.60 | 1.361 | -0.02 | 0.879 | 1.197 |
| | LTE Band 66_Ant 0 | 20M | QPSK | 100 | 0 | Back | 10mm | DSI 4 | 132072 | 1720 | config 1 | 20.43 | 21.60 | 1.309 | -0.03 | 0.914 | 1.197 |
| | LTE Band 66B_Ant 0 | 15M | QPSK | 1 | 74 | Back | 10mm | DSI 4 | 132047+132140 | 1717.5 | config 1 | 21.08 | 21.60 | 1.127 | 0.09 | 0.788 | 0.888 |
| | LTE Band 66C_Ant 0 | 20M | QPSK | 1 | 74 | Back | 10mm | DSI 4 | 132072+132270 | 1720 | config 1 | 21.23 | 21.60 | 1.089 | -0.07 | 0.823 | 0.896 |
| | LTE Band 71_Ant 0 | 20M | QPSK | 1 | 0 | Front | 10mm | DSI 4/8 | 133322 | 683 | config 0 | 24.65 | 25.70 | 1.274 | 0.13 | 0.137 | 0.174 |
| | LTE Band 71_Ant 0 | 20M | QPSK | 50 | 24 | Front | 10mm | DSI 4/8 | 133322 | 683 | config 0 | 23.75 | 24.70 | 1.245 | 0 | 0.085 | 0.106 |
| 76 | LTE Band 71_Ant 0 | 20M | QPSK | 1 | 0 | Back | 10mm | DSI 4/8 | 133322 | 683 | config 0 | 24.65 | 25.70 | 1.274 | -0.01 | 0.489 | 0.623 |
| | LTE Band 71_Ant 0 | 20M | QPSK | 50 | 24 | Back | 10mm | DSI 4/8 | 133322 | 683 | config 0 | 23.75 | 24.70 | 1.245 | 0 | 0.430 | 0.535 |
| | LTE Band 71_Ant 1 | 20M | QPSK | 1 | 0 | Front | 10mm | DSI 4/8 | 133322 | 683 | config 1 | 24.80 | 25.70 | 1.230 | -0.04 | 0.248 | 0.305 |
| | LTE Band 71_Ant 1 | 20M | QPSK | 50 | 24 | Front | 10mm | DSI 4/8 | 133322 | 683 | config 1 | 23.88 | 24.70 | 1.208 | -0.01 | 0.202 | 0.244 |
| | LTE Band 71_Ant 1 | 20M | QPSK | 1 | 0 | Back | 10mm | DSI 4/8 | 133322 | 683 | config 1 | 24.80 | 25.70 | 1.230 | 0.01 | 0.492 | 0.605 |
| | LTE Band 71_Ant 1 | 20M | QPSK | 50 | 24 | Back | 10mm | DSI 4/8 | 133322 | 683 | config 1 | 23.88 | 24.70 | 1.208 | -0.07 | 0.384 | 0.464 |

## <TDD LTE SAR>

| Plot No. | Band | BW (MHz) | Modulation | RB Size | RB offset | Test Position | Gap (mm) | Output Power State | Ch. | Freq. (MHz) | configure | Average Power (dBm) | Tune-Up Limit (dBm) | Tune-up Scaling Factor | Duty Cycle % | Duty Cycle Scaling Factor | Power Drift (dB) | Measured 1g SAR (W/kg) | Reported 1g SAR (W/kg) |
|---|---|---|---|---|---|---|---|---|---|---|---|---|---|---|---|---|---|---|---|
| | LTE Band 41_Ant 2 | 20M | QPSK | 1 | 49 | Front | 10mm | DSI 4/8 | 41055 | 2636.5 | config 0 | 24.95 | 25.70 | 1.189 | 62.9 | 1.006 | 0.05 | 0.494 | 0.591 |
| | LTE Band 41_Ant 2 | 20M | QPSK | 50 | 24 | Front | 10mm | DSI 4/8 | 41055 | 2636.5 | config 0 | 24.05 | 24.70 | 1.161 | 62.9 | 1.006 | 0 | 0.400 | 0.467 |
| | LTE Band 41_Ant 2 | 20M | QPSK | 1 | 49 | Back | 10mm | DSI 4/8 | 41055 | 2636.5 | config 0 | 24.95 | 25.70 | 1.189 | 62.9 | 1.006 | -0.18 | 0.668 | 0.799 |
| | LTE Band 41_Ant 2 | 20M | QPSK | 1 | 0 | Back | 10mm | DSI 4/8 | 39750 | 2506 | config 0 | 24.74 | 25.70 | 1.247 | 62.9 | 1.006 | -0.17 | 0.544 | 0.683 |
| | LTE Band 41_Ant 2 | 20M | QPSK | 1 | 0 | Back | 10mm | DSI 4/8 | 40185 | 2549.5 | config 0 | 24.62 | 25.70 | 1.282 | 62.9 | 1.006 | -0.16 | 0.624 | 0.805 |
| | LTE Band 41_Ant 2 | 20M | QPSK | 1 | 0 | Back | 10mm | DSI 4/8 | 40620 | 2593 | config 0 | 24.61 | 25.70 | 1.285 | 62.9 | 1.006 | -0.12 | 0.713 | 0.922 |
| | LTE Band 41_Ant 2 | 20M | QPSK | 1 | 49 | Back | 10mm | DSI 4/8 | 41490 | 2680 | config 0 | 24.84 | 25.70 | 1.219 | 62.9 | 1.006 | -0.09 | 0.815 | 0.999 |
| | LTE Band 41_Ant 2 | 20M | QPSK | 50 | 24 | Back | 10mm | DSI 4/8 | 41055 | 2636.5 | config 0 | 24.05 | 24.70 | 1.161 | 62.9 | 1.006 | -0.16 | 0.547 | 0.639 |
| | LTE Band 41_Ant 2 | 20M | QPSK | 50 | 24 | Back | 10mm | DSI 4/8 | 39790 | 2510 | config 0 | 23.85 | 24.70 | 1.216 | 62.9 | 1.006 | -0.1 | 0.455 | 0.557 |
| | LTE Band 41_Ant 2 | 20M | QPSK | 50 | 24 | Back | 10mm | DSI 4/8 | 39750 | 2506 | config 0 | 23.87 | 24.70 | 1.211 | 62.9 | 1.006 | -0.02 | 0.448 | 0.546 |
| | LTE Band 41_Ant 2 | 20M | QPSK | 50 | 24 | Back | 10mm | DSI 4/8 | 40185 | 2549.5 | config 0 | 23.74 | 24.70 | 1.247 | 62.9 | 1.006 | -0.01 | 0.532 | 0.668 |
| | LTE Band 41_Ant 2 | 20M | QPSK | 50 | 24 | Back | 10mm | DSI 4/8 | 40620 | 2593 | config 0 | 23.69 | 24.70 | 1.262 | 62.9 | 1.006 | -0.1 | 0.592 | 0.751 |
| | LTE Band 41_Ant 2 | 20M | QPSK | 50 | 24 | Back | 10mm | DSI 4/8 | 41490 | 2680 | config 0 | 23.93 | 24.70 | 1.194 | 62.9 | 1.006 | -0.08 | 0.681 | 0.818 |
| | LTE Band 41_Ant 2 | 20M | QPSK | 100 | 0 | Back | 10mm | DSI 4/8 | 41055 | 2636.5 | config 0 | 23.95 | 24.70 | 1.189 | 62.9 | 1.006 | -0.02 | 0.535 | 0.640 |
| | LTE Band 41_HPUE_Ant 2 | 20M | QPSK | 1 | 49 | Back | 10mm | DSI 4/8 | 41490 | 2680 | config 0 | 25.95 | 27.00 | 1.274 | 42.9 | 1.009 | -0.19 | 0.680 | 0.874 |
| | LTE Band 41_Ant 2 | 20M | QPSK | 1 | 0 | Back | 10mm | DSI 4/8 | 41490+41292 | 2680 | config 0 | 25.70 | 25.70 | 1.000 | 62.9 | 1.006 | 0.04 | 0.979 | 0.985 |
| | LTE Band 41_HPUE_Ant 2 | 20M | QPSK | 1 | 0 | Back | 10mm | DSI 4/8 | 41490+41292 | 2680 | config 0 | 26.74 | 27.00 | 1.062 | 42.9 | 1.009 | -0.06 | 0.678 | 0.726 |
| | LTE Band 41_Ant 0 | 20M | QPSK | 1 | 49 | Front | 10mm | DSI 8 | 41055 | 2636.5 | config 1 | 21.57 | 22.80 | 1.327 | 62.9 | 1.006 | -0.04 | 0.204 | 0.272 |
| | LTE Band 41_Ant 0 | 20M | QPSK | 50 | 24 | Front | 10mm | DSI 8 | 41055 | 2636.5 | config 1 | 21.56 | 22.80 | 1.330 | 62.9 | 1.006 | 0.09 | 0.199 | 0.266 |
| | LTE Band 41_Ant 0 | 20M | QPSK | 1 | 49 | Back | 10mm | DSI 8 | 41055 | 2636.5 | config 1 | 21.57 | 22.80 | 1.327 | 62.9 | 1.006 | -0.05 | 0.691 | 0.923 |
| | LTE Band 41_Ant 0 | 20M | QPSK | 1 | 0 | Back | 10mm | DSI 8 | 39750 | 2506 | config 1 | 21.19 | 22.80 | 1.449 | 62.9 | 1.006 | -0.14 | 0.394 | 0.574 |
| | LTE Band 41_Ant 0 | 20M | QPSK | 1 | 0 | Back | 10mm | DSI 8 | 40185 | 2549.5 | config 1 | 21.13 | 22.80 | 1.469 | 62.9 | 1.006 | 0.03 | 0.447 | 0.661 |
| | LTE Band 41_Ant 0 | 20M | QPSK | 1 | 0 | Back | 10mm | DSI 8 | 40620 | 2593 | config 1 | 21.15 | 22.80 | 1.462 | 62.9 | 1.006 | -0.02 | 0.491 | 0.722 |
| | LTE Band 41_Ant 0 | 20M | QPSK | 1 | 49 | Back | 10mm | DSI 8 | 41490 | 2680 | config 1 | 21.43 | 22.80 | 1.371 | 62.9 | 1.006 | -0.05 | 0.672 | 0.927 |
| | LTE Band 41_Ant 0 | 20M | QPSK | 50 | 24 | Back | 10mm | DSI 8 | 41055 | 2636.5 | config 1 | 21.56 | 22.80 | 1.330 | 62.9 | 1.006 | -0.01 | 0.697 | 0.933 |
| | LTE Band 41_Ant 0 | 20M | QPSK | 50 | 24 | Back | 10mm | DSI 8 | 39790 | 2510 | config 1 | 21.29 | 22.80 | 1.416 | 62.9 | 1.006 | -0.04 | 0.426 | 0.607 |
| | LTE Band 41_Ant 0 | 20M | QPSK | 50 | 24 | Back | 10mm | DSI 8 | 39750 | 2506 | config 1 | 21.32 | 22.80 | 1.406 | 62.9 | 1.006 | -0.02 | 0.426 | 0.603 |
| | LTE Band 41_Ant 0 | 20M | QPSK | 50 | 24 | Back | 10mm | DSI 8 | 40185 | 2549.5 | config 1 | 21.28 | 22.80 | 1.419 | 62.9 | 1.006 | -0.04 | 0.474 | 0.677 |
| | LTE Band 41_Ant 0 | 20M | QPSK | 50 | 24 | Back | 10mm | DSI 8 | 40620 | 2593 | config 1 | 21.19 | 22.80 | 1.449 | 62.9 | 1.006 | -0.03 | 0.530 | 0.772 |
| | LTE Band 41_Ant 0 | 20M | QPSK | 50 | 24 | Back | 10mm | DSI 8 | 41490 | 2680 | config 1 | 21.52 | 22.80 | 1.343 | 62.9 | 1.006 | -0.03 | 0.660 | 0.892 |
| | LTE Band 41_Ant 0 | 20M | QPSK | 100 | 0 | Back | 10mm | DSI 8 | 41055 | 2636.5 | config 1 | 21.47 | 22.80 | 1.358 | 62.9 | 1.006 | -0.02 | 0.679 | 0.928 |
| | LTE Band 41_HPUE_Ant 0 | 20M | QPSK | 50 | 24 | Back | 10mm | DSI 8 | 41055 | 2636.5 | config 1 | 23.31 | 24.60 | 1.346 | 42.9 | 1.009 | -0.1 | 0.652 | 0.885 |
| | LTE Band 41C_Ant 0 | 20M | QPSK | 1 | 0 | Back | 10mm | DSI 8 | 41490+41292 | 2680 | config 1 | 21.99 | 22.80 | 1.205 | 62.9 | 1.006 | 0.03 | 0.588 | 0.713 |
| | LTE Band 41C_HPUE_Ant 0 | 20M | QPSK | 1 | 99 | Back | 10mm | DSI 8 | 39750+39948 | 2506 | config 1 | 23.52 | 24.60 | 1.282 | 42.9 | 1.009 | -0.08 | 0.521 | 0.674 |
| | LTE Band 41_Ant 0- | 20M | QPSK | 1 | 49 | Front | 10mm | DSI 4 | 41055 | 2636.5 | config 1 | 22.37 | 23.60 | 1.327 | 62.9 | 1.006 | -0.04 | 0.239 | 0.319 |
| | LTE Band 41_Ant 0- | 20M | QPSK | 50 | 24 | Front | 10mm | DSI 4 | 41055 | 2636.5 | config 1 | 22.38 | 23.60 | 1.324 | 62.9 | 1.006 | -0.01 | 0.242 | 0.322 |
| | LTE Band 41_Ant 0- | 20M | QPSK | 1 | 49 | Back | 10mm | DSI 4 | 41055 | 2636.5 | config 1 | 22.37 | 23.60 | 1.327 | 62.9 | 1.006 | -0.1 | 0.707 | 0.944 |
| | LTE Band 41_Ant 0- | 20M | QPSK | 1 | 0 | Back | 10mm | DSI 4 | 39750 | 2506 | config 1 | 22.04 | 23.60 | 1.432 | 62.9 | 1.006 | -0.15 | 0.474 | 0.683 |
| | LTE Band 41_Ant 0- | 20M | QPSK | 1 | 0 | Back | 10mm | DSI 4 | 40185 | 2549.5 | config 1 | 21.92 | 23.60 | 1.472 | 62.9 | 1.006 | -0.16 | 0.524 | 0.776 |
| | LTE Band 41_Ant 0- | 20M | QPSK | 1 | 0 | Back | 10mm | DSI 4 | 40620 | 2593 | config 1 | 22.00 | 23.60 | 1.445 | 62.9 | 1.006 | -0.18 | 0.572 | 0.832 |
| | LTE Band 41_Ant 0- | 20M | QPSK | 1 | 49 | Back | 10mm | DSI 4 | 41490 | 2680 | config 1 | 22.25 | 23.60 | 1.365 | 62.9 | 1.006 | -0.17 | 0.710 | 0.975 |
| | LTE Band 41_Ant 0- | 20M | QPSK | 50 | 24 | Back | 10mm | DSI 4 | 41055 | 2636.5 | config 1 | 22.38 | 23.60 | 1.324 | 62.9 | 1.006 | -0.18 | 0.759 | 1.011 |
| | LTE Band 41_Ant 0- | 20M | QPSK | 50 | 24 | Back | 10mm | DSI 4 | 39790 | 2510 | config 1 | 22.14 | 23.60 | 1.400 | 62.9 | 1.006 | -0.19 | 0.504 | 0.710 |
| | LTE Band 41_Ant 0- | 20M | QPSK | 50 | 24 | Back | 10mm | DSI 4 | 39750 | 2310 | config 1 | 22.14 | 23.60 | 1.400 | 62.9 | 1.006 | -0.13 | 0.436 | 0.614 |
| | LTE Band 41_Ant 0- | 20M | QPSK | 50 | 24 | Back | 10mm | DSI 4 | 40185 | 2549.5 | config 1 | 22.10 | 23.60 | 1.413 | 62.9 | 1.006 | -0.11 | 0.547 | 0.777 |
| | LTE Band 41_Ant 0- | 20M | QPSK | 50 | 24 | Back | 10mm | DSI 4 | 40620 | 2593 | config 1 | 22.07 | 23.60 | 1.422 | 62.9 | 1.006 | -0.17 | 0.610 | 0.873 |
| | LTE Band 41_Ant 0- | 20M | QPSK | 50 | 24 | Back | 10mm | DSI 4 | 41490 | 2680 | config 1 | 22.33 | 23.60 | 1.340 | 62.9 | 1.006 | -0.12 | 0.738 | 0.995 |
| 77 | LTE Band 41_Ant 0- | 20M | QPSK | 100 | 0 | Back | 10mm | DSI 4 | 41055 | 2636.5 | config 1 | 22.29 | 23.60 | 1.352 | 62.9 | 1.006 | -0.12 | 0.780 | 1.061 |
| | LTE Band 41_HPUE_Ant 0- | 20M | QPSK | 100 | 0 | Back | 10mm | DSI 4 | 41055 | 2636.5 | config 1 | 24.04 | 25.40 | 1.368 | 42.9 | 1.009 | -0.1 | 0.636 | 0.878 |
| | LTE Band 41C_Ant 0- | 20M | QPSK | 1 | 99 | Back | 10mm | DSI 4 | 39750+39948 | 2506 | config 1 | 22.58 | 23.60 | 1.265 | 62.9 | 1.006 | 0.09 | 0.441 | 0.561 |
| | LTE Band 41C_HPUE_Ant 0- | 20M | QPSK | 1 | 99 | Back | 10mm | DSI 4 | 39750+39948 | 2506 | config 1 | 24.28 | 25.40 | 1.294 | 42.9 | 1.009 | 0.03 | 0.456 | 0.595 |

| Plot No. | Band | BW (MHz) | Modulation | RB Size | RB offset | Test Position | Gap (mm) | Output Power State | Ch. | Freq. (MHz) | configure | Average Power (dBm) | Tune-Up Limit (dBm) | Tune-up Scaling Factor | Duty Cycle % | Duty Cycle Scaling Factor | Power Drift (dB) | Measured 1g SAR (W/kg) | Reported 1g SAR (W/kg) |
|---|---|---|---|---|---|---|---|---|---|---|---|---|---|---|---|---|---|---|---|
| | LTE Band 48_Ant 7 | 20M | QPSK | 1 | 0 | Front | 10mm | DSI 8 | 55830 | 3609 | config 0 | 22.57 | 23.40 | 1.211 | 62.9 | 1.006 | -0.06 | 0.209 | 0.255 |
| | LTE Band 48_Ant 7 | 20M | QPSK | 50 | 0 | Front | 10mm | DSI 8 | 55830 | 3609 | config 0 | 22.25 | 22.90 | 1.161 | 62.9 | 1.006 | -0.17 | 0.195 | 0.228 |
| | LTE Band 48_Ant 7 | 20M | QPSK | 1 | 0 | Back | 10mm | DSI 8 | 55830 | 3609 | config 0 | 22.57 | 23.40 | 1.211 | 62.9 | 1.006 | -0.02 | 0.662 | 0.806 |
| | LTE Band 48_Ant 7 | 20M | QPSK | 1 | 0 | Back | 10mm | DSI 8 | 55340 | 3560 | config 0 | 22.52 | 23.40 | 1.225 | 62.9 | 1.006 | -0.14 | 0.632 | 0.779 |
| | LTE Band 48_Ant 7 | 20M | QPSK | 1 | 0 | Back | 10mm | DSI 8 | 56150 | 3641 | config 0 | 22.53 | 23.40 | 1.222 | 62.9 | 1.006 | -0.04 | 0.693 | 0.852 |
| | LTE Band 48_Ant 7 | 20M | QPSK | 1 | 0 | Back | 10mm | DSI 8 | 56640 | 3690 | config 0 | 22.52 | 23.40 | 1.225 | 62.9 | 1.006 | -0.11 | 0.721 | 0.888 |
| | LTE Band 48_Ant 7 | 20M | QPSK | 50 | 0 | Back | 10mm | DSI 8 | 55830 | 3609 | config 0 | 22.25 | 22.90 | 1.161 | 62.9 | 1.006 | -0.03 | 0.536 | 0.626 |
| | LTE Band 48_Ant 7 | 20M | QPSK | 50 | 0 | Back | 10mm | DSI 8 | 55340 | 3560 | config 0 | 22.25 | 22.90 | 1.161 | 62.9 | 1.006 | -0.14 | 0.492 | 0.575 |
| | LTE Band 48_Ant 7 | 20M | QPSK | 50 | 0 | Back | 10mm | DSI 8 | 56150 | 3641 | config 0 | 22.22 | 22.90 | 1.169 | 62.9 | 1.006 | 0 | 0.552 | 0.649 |
| | LTE Band 48_Ant 7 | 20M | QPSK | 50 | 0 | Back | 10mm | DSI 8 | 56640 | 3690 | config 0 | 22.19 | 22.90 | 1.178 | 62.9 | 1.006 | -0.07 | 0.571 | 0.676 |
| | LTE Band 48_Ant 7 | 20M | QPSK | 100 | 0 | Back | 10mm | DSI 8 | 55340 | 3560 | config 0 | 22.19 | 22.90 | 1.178 | 62.9 | 1.006 | -0.15 | 0.508 | 0.602 |
| | LTE Band 48C_Ant 7 | 20M | QPSK | 1 | 0 | Back | 10mm | DSI 8 | 56150+55952 | 3641 | config 0 | 16.05 | 17.20 | 1.303 | 62.9 | 1.006 | 0.05 | 0.157 | 0.206 |
| | LTE Band 48_Ant 7 | 20M | QPSK | 1 | 0 | Front | 10mm | DSI 4 | 56640 | 3690 | config 0 | 23.07 | 24.20 | 1.297 | 62.9 | 1.006 | -0.08 | 0.260 | 0.339 |
| | LTE Band 48_Ant 7 | 20M | QPSK | 50 | 0 | Front | 10mm | DSI 4 | 56640 | 3690 | config 0 | 22.10 | 23.20 | 1.288 | 62.9 | 1.006 | -0.08 | 0.208 | 0.270 |
| | LTE Band 48_Ant 7 | 20M | QPSK | 1 | 0 | Back | 10mm | DSI 4 | 56640 | 3690 | config 0 | 23.07 | 24.20 | 1.297 | 62.9 | 1.006 | -0.15 | 0.694 | 0.906 |
| | LTE Band 48_Ant 7 | 20M | QPSK | 1 | 0 | Back | 10mm | DSI 4 | 55340 | 3560 | config 0 | 22.98 | 24.20 | 1.324 | 62.9 | 1.006 | -0.08 | 0.634 | 0.845 |
| | LTE Band 48_Ant 7 | 20M | QPSK | 1 | 0 | Back | 10mm | DSI 4 | 55830 | 3609 | config 0 | 23.00 | 24.20 | 1.318 | 62.9 | 1.006 | -0.16 | 0.616 | 0.817 |
| | LTE Band 48_Ant 7 | 20M | QPSK | 1 | 0 | Back | 10mm | DSI 4 | 56150 | 3641 | config 0 | 22.98 | 24.20 | 1.324 | 62.9 | 1.006 | -0.08 | 0.647 | 0.862 |
| | LTE Band 48_Ant 7 | 20M | QPSK | 50 | 0 | Back | 10mm | DSI 4 | 56640 | 3690 | config 0 | 22.10 | 23.20 | 1.288 | 62.9 | 1.006 | -0.1 | 0.563 | 0.730 |
| | LTE Band 48_Ant 7 | 20M | QPSK | 50 | 0 | Back | 10mm | DSI 4 | 55340 | 3560 | config 0 | 22.02 | 23.20 | 1.312 | 62.9 | 1.006 | -0.19 | 0.506 | 0.668 |
| | LTE Band 48_Ant 7 | 20M | QPSK | 50 | 0 | Back | 10mm | DSI 4 | 55830 | 3609 | config 0 | 21.89 | 23.20 | 1.352 | 62.9 | 1.006 | -0.16 | 0.500 | 0.680 |
| | LTE Band 48_Ant 7 | 20M | QPSK | 50 | 0 | Back | 10mm | DSI 4 | 56150 | 3641 | config 0 | 22.00 | 23.20 | 1.318 | 62.9 | 1.006 | -0.12 | 0.532 | 0.706 |
| | LTE Band 48_Ant 7 | 20M | QPSK | 100 | 0 | Back | 10mm | DSI 4 | 56640 | 3690 | config 0 | 22.01 | 23.20 | 1.315 | 62.9 | 1.006 | -0.12 | 0.559 | 0.740 |
| | LTE Band 48C_Ant 7 | 20M | QPSK | 1 | 0 | Back | 10mm | DSI 4 | 56150+55952 | 3641 | config 0 | 16.03 | 17.20 | 1.309 | 62.9 | 1.006 | -0.09 | 0.146 | 0.192 |
| | LTE Band 48_Ant 2 | 20M | QPSK | 1 | 0 | Front | 10mm | DSI 8 | 55830 | 3609 | config 1 | 20.20 | 21.30 | 1.288 | 62.9 | 1.006 | -0.04 | 0.304 | 0.394 |
| | LTE Band 48_Ant 2 | 20M | QPSK | 50 | 0 | Front | 10mm | DSI 8 | 55830 | 3609 | config 1 | 20.20 | 21.30 | 1.288 | 62.9 | 1.006 | -0.03 | 0.312 | 0.404 |
| | LTE Band 48_Ant 2 | 20M | QPSK | 1 | 0 | Back | 10mm | DSI 8 | 55830 | 3609 | config 1 | 20.20 | 21.30 | 1.288 | 62.9 | 1.006 | -0.1 | 0.722 | 0.936 |
| | LTE Band 48_Ant 2 | 20M | QPSK | 1 | 0 | Back | 10mm | DSI 8 | 55340 | 3560 | config 1 | 20.17 | 21.30 | 1.297 | 62.9 | 1.006 | -0.02 | 0.719 | 0.938 |
| | LTE Band 48_Ant 2 | 20M | QPSK | 1 | 0 | Back | 10mm | DSI 8 | 56150 | 3641 | config 1 | 20.17 | 21.30 | 1.297 | 62.9 | 1.006 | 0.02 | 0.649 | 0.847 |
| | LTE Band 48_Ant 2 | 20M | QPSK | 1 | 0 | Back | 10mm | DSI 8 | 56640 | 3690 | config 1 | 20.20 | 21.30 | 1.288 | 62.9 | 1.006 | 0.05 | 0.608 | 0.788 |
| | LTE Band 48_Ant 2 | 20M | QPSK | 50 | 0 | Back | 10mm | DSI 8 | 55830 | 3609 | config 1 | 20.20 | 21.30 | 1.288 | 62.9 | 1.006 | 0.02 | 0.662 | 0.858 |
| | LTE Band 48_Ant 2 | 20M | QPSK | 50 | 0 | Back | 10mm | DSI 8 | 55340 | 3560 | config 1 | 20.20 | 21.30 | 1.288 | 62.9 | 1.006 | 0.02 | 0.721 | 0.934 |
| | LTE Band 48_Ant 2 | 20M | QPSK | 50 | 0 | Back | 10mm | DSI 8 | 56150 | 3641 | config 1 | 20.16 | 21.30 | 1.300 | 62.9 | 1.006 | 0.02 | 0.658 | 0.861 |
| | LTE Band 48_Ant 2 | 20M | QPSK | 50 | 0 | Back | 10mm | DSI 8 | 56640 | 3690 | config 1 | 20.18 | 21.30 | 1.294 | 62.9 | 1.006 | 0.03 | 0.623 | 0.811 |
| | LTE Band 48_Ant 2 | 20M | QPSK | 100 | 0 | Back | 10mm | DSI 8 | 55340 | 3560 | config 1 | 20.13 | 21.30 | 1.309 | 62.9 | 1.006 | -0.01 | 0.719 | 0.947 |
| | LTE Band 48C_Ant 2 | 20M | QPSK | 1 | 0 | Back | 10mm | DSI 8 | 55830+55632 | 3609 | config 1 | 14.39 | 15.60 | 1.321 | 62.9 | 1.006 | -0.09 | 0.189 | 0.251 |
| | LTE Band 48_Ant 2- | 20M | QPSK | 1 | 0 | Front | 10mm | DSI 4 | 55830 | 3609 | config 1 | 20.20 | 22.10 | 1.549 | 62.9 | 1.006 | -0.04 | 0.304 | 0.474 |
| | LTE Band 48_Ant 2- | 20M | QPSK | 50 | 0 | Front | 10mm | DSI 4 | 55830 | 3609 | config 1 | 20.20 | 21.10 | 1.230 | 62.9 | 1.006 | -0.03 | 0.312 | 0.386 |
| | LTE Band 48_Ant 2- | 20M | QPSK | 1 | 0 | Back | 10mm | DSI 4 | 55830 | 3609 | config 1 | 20.20 | 22.10 | 1.549 | 62.9 | 1.006 | -0.1 | 0.722 | 1.125 |
| 78 | LTE Band 48_Ant 2- | 20M | QPSK | 1 | 0 | Back | 10mm | DSI 4 | 55340 | 3560 | config 1 | 20.17 | 22.10 | 1.560 | 62.9 | 1.006 | -0.02 | 0.719 | 1.128 |
| | LTE Band 48_Ant 2- | 20M | QPSK | 1 | 0 | Back | 10mm | DSI 4 | 56150 | 3641 | config 1 | 20.17 | 22.10 | 1.560 | 62.9 | 1.006 | 0.02 | 0.649 | 1.018 |
| | LTE Band 48_Ant 2- | 20M | QPSK | 1 | 0 | Back | 10mm | DSI 4 | 56640 | 3690 | config 1 | 20.20 | 22.10 | 1.549 | 62.9 | 1.006 | 0.05 | 0.608 | 0.947 |
| | LTE Band 48_Ant 2- | 20M | QPSK | 50 | 0 | Back | 10mm | DSI 4 | 55830 | 3609 | config 1 | 20.20 | 21.10 | 1.230 | 62.9 | 1.006 | 0.02 | 0.662 | 0.819 |
| | LTE Band 48_Ant 2- | 20M | QPSK | 50 | 0 | Back | 10mm | DSI 4 | 55340 | 3560 | config 1 | 20.20 | 21.10 | 1.230 | 62.9 | 1.006 | 0.02 | 0.721 | 0.892 |
| | LTE Band 48_Ant 2- | 20M | QPSK | 50 | 0 | Back | 10mm | DSI 4 | 56150 | 3641 | config 1 | 20.16 | 21.10 | 1.242 | 62.9 | 1.006 | 0.02 | 0.658 | 0.822 |
| | LTE Band 48_Ant 2- | 20M | QPSK | 50 | 0 | Back | 10mm | DSI 4 | 56640 | 3690 | config 1 | 20.18 | 21.10 | 1.236 | 62.9 | 1.006 | 0.03 | 0.623 | 0.775 |
| | LTE Band 48_Ant 2- | 20M | QPSK | 100 | 0 | Back | 10mm | DSI 4 | 55340 | 3560 | config 1 | 20.13 | 21.10 | 1.250 | 62.9 | 1.006 | -0.01 | 0.719 | 0.904 |
| | LTE Band 48C_Ant 2 | 20M | QPSK | 1 | 0 | Back | 10mm | DSI 4 | 55830+55632 | 3609 | config 1 | 14.39 | 15.60 | 1.321 | 62.9 | 1.006 | -0.09 | 0.189 | 0.251 |

## <FDD 5G NR SAR>

| Plot No. | Band | BW (MHz) | Modulation | RB Size | RB offset | Test Position | Gap (mm) | Output Power State | Ch. | Freq. (MHz) | configure | Average Power (dBm) | Tune-Up Limit (dBm) | Tune-up Scaling Factor | Power Drift (dB) | Measured 1g SAR (W/kg) | Reported 1g SAR (W/kg) |
|---|---|---|---|---|---|---|---|---|---|---|---|---|---|---|---|---|---|
| | n5_Ant 0 | 20M | BPSK | 1 | 1 | Front | 10mm | DSI 4/8 | 167300 | 836.5 | Config 0 | 23.80 | 25.00 | 1.318 | 0.05 | 0.088 | 0.116 |
| | n5_Ant 0 | 20M | BPSK | 50 | 28 | Front | 10mm | DSI 4/8 | 167300 | 836.5 | Config 0 | 23.75 | 25.00 | 1.334 | -0.11 | 0.080 | 0.107 |
| | n5_Ant 0 | 20M | BPSK | 1 | 1 | Back | 10mm | DSI 4/8 | 167300 | 836.5 | Config 0 | 23.80 | 25.00 | 1.318 | -0.01 | 0.104 | 0.137 |
| | n5_Ant 0 | 20M | BPSK | 50 | 28 | Back | 10mm | DSI 4/8 | 167300 | 836.5 | Config 0 | 23.75 | 25.00 | 1.334 | -0.09 | 0.093 | 0.124 |
| | n5_Ant 1 | 20M | BPSK | 1 | 53 | Front | 10mm | DSI 4/8 | 167300 | 836.5 | Config 1 | 24.03 | 25.00 | 1.250 | 0.02 | 0.309 | 0.386 |
| | n5_Ant 1 | 20M | BPSK | 50 | 28 | Front | 10mm | DSI 4/8 | 167300 | 836.5 | Config 1 | 24.02 | 25.00 | 1.253 | -0.06 | 0.308 | 0.386 |
| 79 | n5_Ant 1 | 20M | BPSK | 1 | 53 | Back | 10mm | DSI 4/8 | 167300 | 836.5 | Config 1 | 24.03 | 25.00 | 1.250 | -0.11 | 0.524 | 0.655 |
| | n5_Ant 1 | 20M | BPSK | 50 | 28 | Back | 10mm | DSI 4/8 | 167300 | 836.5 | Config 1 | 24.02 | 25.00 | 1.253 | -0.16 | 0.518 | 0.649 |
| | n12_Ant 0 | 15M | BPSK | 1 | 1 | Front | 10mm | DSI 4/8 | 141500 | 707.5 | Config 0 | 23.35 | 24.70 | 1.365 | -0.04 | 0.284 | 0.388 |
| | n12_Ant 0 | 15M | BPSK | 36 | 22 | Front | 10mm | DSI 4/8 | 141500 | 707.5 | Config 0 | 23.22 | 24.70 | 1.406 | -0.03 | 0.264 | 0.371 |
| 80 | n12_Ant 0 | 15M | BPSK | 1 | 1 | Back | 10mm | DSI 4/8 | 141500 | 707.5 | Config 0 | 23.35 | 24.70 | 1.365 | -0.02 | 0.411 | 0.561 |
| | n12_Ant 0 | 15M | BPSK | 36 | 22 | Back | 10mm | DSI 4/8 | 141500 | 707.5 | Config 0 | 23.22 | 24.70 | 1.406 | -0.03 | 0.386 | 0.543 |
| | n12_Ant 1 | 15M | BPSK | 1 | 1 | Front | 10mm | DSI 4/8 | 141500 | 707.5 | Config 1 | 23.55 | 24.70 | 1.303 | -0.1 | 0.189 | 0.246 |
| | n12_Ant 1 | 15M | BPSK | 36 | 22 | Front | 10mm | DSI 4/8 | 141500 | 707.5 | Config 1 | 23.42 | 24.70 | 1.343 | -0.06 | 0.173 | 0.232 |
| | n12_Ant 1 | 15M | BPSK | 1 | 1 | Back | 10mm | DSI 4/8 | 141500 | 707.5 | Config 1 | 23.55 | 24.70 | 1.303 | 0 | 0.330 | 0.430 |
| | n12_Ant 1 | 15M | BPSK | 36 | 22 | Back | 10mm | DSI 4/8 | 141500 | 707.5 | Config 1 | 23.42 | 24.70 | 1.343 | -0.07 | 0.334 | 0.448 |

| Plot No. | Band | BW (MHz) | Modulation | RB Size | RB offset | Test Position | Gap (mm) | Output Power State | Ch. | Freq. (MHz) | configure | Average Power (dBm) | Tune-Up Limit (dBm) | Tune-up Scaling Factor | Power Drift (dB) | Measured 1g SAR (W/kg) | Reported 1g SAR (W/kg) |
|---|---|---|---|---|---|---|---|---|---|---|---|---|---|---|---|---|---|
| | n25_Ant 2 | 20M | BPSK | 1 | 104 | Front | 10mm | DSI 8 | 376000 | 1880 | Config 0 | 23.95 | 24.50 | 1.135 | -0.18 | 0.837 | 0.950 |
| | n25_Ant 2 | 20M | BPSK | 1 | 104 | Front | 10mm | DSI 8 | 372000 | 1860 | Config 0 | 23.94 | 24.50 | 1.138 | -0.17 | 0.786 | 0.894 |
| | n25_Ant 2 | 20M | BPSK | 1 | 104 | Front | 10mm | DSI 8 | 381000 | 1905 | Config 0 | 23.90 | 24.50 | 1.148 | -0.13 | 0.689 | 0.791 |
| | n25_Ant 2 | 20M | BPSK | 50 | 28 | Front | 10mm | DSI 8 | 372000 | 1860 | Config 0 | 24.02 | 24.50 | 1.117 | -0.14 | 0.814 | 0.909 |
| | n25_Ant 2 | 20M | BPSK | 50 | 28 | Front | 10mm | DSI 8 | 372000 | 1860 | Config 0 | 23.96 | 24.50 | 1.132 | -0.12 | 0.831 | 0.941 |
| | n25_Ant 2 | 20M | BPSK | 50 | 28 | Front | 10mm | DSI 8 | 381000 | 1905 | Config 0 | 24.02 | 24.50 | 1.117 | -0.1 | 0.725 | 0.810 |
| | n25_Ant 2 | 20M | BPSK | 100 | 0 | Front | 10mm | DSI 8 | 376000 | 1880 | Config 0 | 23.95 | 24.50 | 1.135 | -0.17 | 0.487 | 0.553 |
| | n25_Ant 2 | 20M | BPSK | 1 | 104 | Back | 10mm | DSI 8 | 376000 | 1880 | Config 0 | 23.95 | 24.50 | 1.135 | -0.17 | 0.865 | 0.982 |
| | n25_Ant 2 | 20M | BPSK | 1 | 104 | Back | 10mm | DSI 8 | 372000 | 1860 | Config 0 | 23.94 | 24.50 | 1.138 | 0 | 0.841 | 0.957 |
| | n25_Ant 2 | 20M | BPSK | 1 | 104 | Back | 10mm | DSI 8 | 381000 | 1905 | Config 0 | 23.90 | 24.50 | 1.148 | -0.16 | 0.682 | 0.783 |
| | n25_Ant 2 | 20M | BPSK | 50 | 28 | Back | 10mm | DSI 8 | 372000 | 1860 | Config 0 | 24.02 | 24.50 | 1.117 | 0 | 0.812 | 0.907 |
| | n25_Ant 2 | 20M | BPSK | 50 | 28 | Back | 10mm | DSI 8 | 376000 | 1880 | Config 0 | 23.96 | 24.50 | 1.132 | -0.05 | 0.845 | 0.957 |
| | n25_Ant 2 | 20M | BPSK | 50 | 28 | Back | 10mm | DSI 8 | 381000 | 1905 | Config 0 | 24.02 | 24.50 | 1.117 | -0.17 | 0.851 | 0.950 |
| | n25_Ant 2 | 20M | BPSK | 100 | 0 | Back | 10mm | DSI 8 | 376000 | 1880 | Config 0 | 23.95 | 24.50 | 1.135 | -0.17 | 0.643 | 0.730 |
| | n25_Ant 2 | 20M | BPSK | 1 | 104 | Front | 10mm | DSI 4 | 376000 | 1880 | Config 0 | 23.95 | 25.30 | 1.365 | -0.18 | 0.837 | 1.142 |
| | n25_Ant 2 | 20M | BPSK | 1 | 104 | Front | 10mm | DSI 4 | 372000 | 1860 | Config 0 | 23.94 | 25.30 | 1.368 | -0.17 | 0.786 | 1.075 |
| | n25_Ant 2 | 20M | BPSK | 1 | 104 | Front | 10mm | DSI 4 | 381000 | 1905 | Config 0 | 23.90 | 25.30 | 1.380 | -0.13 | 0.689 | 0.951 |
| | n25_Ant 2 | 20M | BPSK | 50 | 28 | Front | 10mm | DSI 4 | 372000 | 1860 | Config 0 | 24.02 | 25.30 | 1.343 | -0.14 | 0.814 | 1.093 |
| | n25_Ant 2 | 20M | BPSK | 50 | 28 | Front | 10mm | DSI 4 | 372000 | 1860 | Config 0 | 23.96 | 25.30 | 1.361 | -0.12 | 0.831 | 1.131 |
| | n25_Ant 2 | 20M | BPSK | 50 | 28 | Front | 10mm | DSI 4 | 381000 | 1905 | Config 0 | 24.02 | 25.30 | 1.343 | -0.1 | 0.725 | 0.974 |
| | n25_Ant 2 | 20M | BPSK | 100 | 0 | Front | 10mm | DSI 4 | 376000 | 1880 | Config 0 | 23.95 | 24.80 | 1.216 | -0.17 | 0.487 | 0.592 |
| | n25_Ant 2 | 20M | BPSK | 1 | 104 | Back | 10mm | DSI 4 | 376000 | 1880 | Config 0 | 23.95 | 25.30 | 1.365 | -0.17 | 0.865 | 1.180 |
| | n25_Ant 2 | 20M | BPSK | 1 | 104 | Back | 10mm | DSI 4 | 372000 | 1860 | Config 0 | 23.94 | 25.30 | 1.368 | 0 | 0.841 | 1.150 |
| | n25_Ant 2 | 20M | BPSK | 1 | 104 | Back | 10mm | DSI 4 | 381000 | 1905 | Config 0 | 23.90 | 25.30 | 1.380 | -0.16 | 0.682 | 0.941 |
| | n25_Ant 2 | 20M | BPSK | 50 | 28 | Back | 10mm | DSI 4 | 372000 | 1860 | Config 0 | 24.02 | 25.30 | 1.343 | 0 | 0.812 | 1.090 |
| | n25_Ant 2 | 20M | BPSK | 50 | 28 | Back | 10mm | DSI 4 | 376000 | 1880 | Config 0 | 23.96 | 25.30 | 1.361 | -0.05 | 0.845 | 1.150 |
| | n25_Ant 2 | 20M | BPSK | 50 | 28 | Back | 10mm | DSI 4 | 381000 | 1905 | Config 0 | 24.02 | 25.30 | 1.343 | -0.17 | 0.851 | 1.143 |
| | n25_Ant 2 | 20M | BPSK | 100 | 0 | Back | 10mm | DSI 4 | 376000 | 1880 | Config 0 | 23.95 | 24.80 | 1.216 | -0.17 | 0.643 | 0.782 |
| | n25_Ant 0 | 20M | BPSK | 1 | 1 | Front | 10mm | DSI 8 | 372000 | 1860 | Config 1 | 19.30 | 19.70 | 1.096 | 0.18 | 0.355 | 0.389 |
| | n25_Ant 0 | 20M | BPSK | 50 | 28 | Front | 10mm | DSI 8 | 376000 | 1880 | Config 1 | 19.43 | 19.70 | 1.064 | -0.06 | 0.474 | 0.504 |
| | n25_Ant 0 | 20M | BPSK | 1 | 1 | Back | 10mm | DSI 8 | 372000 | 1860 | Config 1 | 19.30 | 19.70 | 1.096 | -0.06 | 0.730 | 0.800 |
| | n25_Ant 0 | 20M | BPSK | 1 | 1 | Back | 10mm | DSI 8 | 376000 | 1880 | Config 1 | 19.29 | 19.70 | 1.099 | -0.11 | 0.857 | 0.942 |
| | n25_Ant 0 | 20M | BPSK | 1 | 1 | Back | 10mm | DSI 8 | 381000 | 1905 | Config 1 | 19.29 | 19.70 | 1.099 | -0.08 | 0.906 | 0.996 |
| | n25_Ant 0 | 20M | BPSK | 50 | 28 | Back | 10mm | DSI 8 | 376000 | 1880 | Config 1 | 19.43 | 19.70 | 1.064 | 0.01 | 0.844 | 0.898 |
| | n25_Ant 0 | 20M | BPSK | 50 | 28 | Back | 10mm | DSI 8 | 372000 | 1860 | Config 1 | 19.35 | 19.70 | 1.084 | -0.07 | 0.734 | 0.796 |
| | n25_Ant 0 | 20M | BPSK | 50 | 28 | Back | 10mm | DSI 8 | 381000 | 1905 | Config 1 | 19.37 | 19.70 | 1.079 | -0.15 | 0.856 | 0.924 |
| | n25_Ant 0 | 20M | BPSK | 100 | 0 | Back | 10mm | DSI 8 | 372000 | 1860 | Config 1 | 19.23 | 19.70 | 1.114 | -0.06 | 0.706 | 0.787 |
| | n25_Ant 0 | 20M | BPSK | 1 | 1 | Front | 10mm | DSI 4 | 372000 | 1860 | Config 1 | 19.30 | 20.50 | 1.318 | 0.18 | 0.355 | 0.468 |
| | n25_Ant 0 | 20M | BPSK | 50 | 28 | Front | 10mm | DSI 4 | 376000 | 1880 | Config 1 | 19.43 | 20.50 | 1.279 | -0.06 | 0.474 | 0.606 |
| | n25_Ant 0 | 20M | BPSK | 1 | 1 | Back | 10mm | DSI 4 | 372000 | 1860 | Config 1 | 19.30 | 20.50 | 1.318 | -0.06 | 0.730 | 0.962 |
| | n25_Ant 0 | 20M | BPSK | 1 | 1 | Back | 10mm | DSI 4 | 376000 | 1880 | Config 1 | 19.29 | 20.50 | 1.321 | -0.11 | 0.857 | 1.132 |
| 81 | n25_Ant 0 | 20M | BPSK | 1 | 1 | Back | 10mm | DSI 4 | 381000 | 1905 | Config 1 | 19.29 | 20.50 | 1.321 | -0.08 | 0.906 | 1.197 |
| | n25_Ant 0 | 20M | BPSK | 50 | 28 | Back | 10mm | DSI 4 | 376000 | 1880 | Config 1 | 19.43 | 20.50 | 1.279 | 0.01 | 0.844 | 1.080 |
| | n25_Ant 0 | 20M | BPSK | 50 | 28 | Back | 10mm | DSI 4 | 372000 | 1860 | Config 1 | 19.35 | 20.50 | 1.303 | -0.07 | 0.734 | 0.957 |
| | n25_Ant 0 | 20M | BPSK | 50 | 28 | Back | 10mm | DSI 4 | 381000 | 1905 | Config 1 | 19.37 | 20.50 | 1.297 | -0.15 | 0.856 | 1.110 |
| | n25_Ant 0 | 20M | BPSK | 100 | 0 | Back | 10mm | DSI 4 | 372000 | 1860 | Config 1 | 19.23 | 20.50 | 1.340 | -0.06 | 0.706 | 0.946 |

| Plot No. | Band | BW (MHz) | Modulation | RB Size | RB offset | Test Position | Gap (mm) | Output Power State | Ch. | Freq. (MHz) | configure | Average Power (dBm) | Tune-Up Limit (dBm) | Tune-up Scaling Factor | Power Drift (dB) | Measured 1g SAR (W/kg) | Reported 1g SAR (W/kg) |
|---|---|---|---|---|---|---|---|---|---|---|---|---|---|---|---|---|---|
| | n66_Ant 2 | 20M | BPSK | 1 | 1 | Front | 10mm | DSI 8 | 344000 | 1720 | Config 0 | 24.57 | 25.00 | 1.104 | -0.13 | 0.848 | 0.936 |
| | n66_Ant 2 | 20M | BPSK | 1 | 1 | Front | 10mm | DSI 8 | 349000 | 1745 | Config 0 | 24.40 | 25.00 | 1.148 | -0.08 | 0.837 | 0.961 |
| | n66_Ant 2 | 20M | BPSK | 1 | 1 | Front | 10mm | DSI 8 | 354000 | 1770 | Config 0 | 24.34 | 25.00 | 1.164 | -0.17 | 0.820 | 0.955 |
| | n66_Ant 2 | 20M | BPSK | 50 | 28 | Front | 10mm | DSI 8 | 344000 | 1720 | Config 0 | 24.44 | 25.00 | 1.138 | -0.06 | 0.878 | 0.999 |
| | n66_Ant 2 | 20M | BPSK | 50 | 28 | Front | 10mm | DSI 8 | 349000 | 1745 | Config 0 | 24.37 | 25.00 | 1.156 | -0.14 | 0.819 | 0.947 |
| | n66_Ant 2 | 20M | BPSK | 50 | 28 | Front | 10mm | DSI 8 | 354000 | 1770 | Config 0 | 24.40 | 25.00 | 1.148 | -0.12 | 0.749 | 0.860 |
| | n66_Ant 2 | 20M | BPSK | 100 | 0 | Front | 10mm | DSI 8 | 344000 | 1720 | Config 0 | 23.86 | 25.00 | 1.300 | -0.06 | 0.755 | 0.982 |
| | n66_Ant 2 | 20M | BPSK | 1 | 1 | Back | 10mm | DSI 8 | 344000 | 1720 | Config 0 | 24.57 | 25.00 | 1.104 | -0.06 | 0.651 | 0.719 |
| | n66_Ant 2 | 20M | BPSK | 1 | 1 | Back | 10mm | DSI 8 | 349000 | 1745 | Config 0 | 24.40 | 25.00 | 1.148 | -0.03 | 0.690 | 0.792 |
| | n66_Ant 2 | 20M | BPSK | 1 | 1 | Back | 10mm | DSI 8 | 354000 | 1770 | Config 0 | 24.34 | 25.00 | 1.164 | -0.13 | 0.711 | 0.828 |
| | n66_Ant 2 | 20M | BPSK | 50 | 28 | Back | 10mm | DSI 8 | 344000 | 1720 | Config 0 | 24.44 | 25.00 | 1.138 | -0.09 | 0.607 | 0.691 |
| | n66_Ant 2 | 20M | BPSK | 50 | 28 | Back | 10mm | DSI 8 | 349000 | 1745 | Config 0 | 24.37 | 25.00 | 1.156 | 0.01 | 0.650 | 0.751 |
| | n66_Ant 2 | 20M | BPSK | 50 | 28 | Back | 10mm | DSI 8 | 354000 | 1770 | Config 0 | 24.40 | 25.00 | 1.148 | 0.04 | 0.694 | 0.797 |
| | n66_Ant 2 | 20M | BPSK | 100 | 0 | Back | 10mm | DSI 8 | 344000 | 1770 | Config 0 | 23.86 | 25.00 | 1.300 | -0.02 | 0.592 | 0.770 |
| | n66_Ant 2 | 20M | BPSK | 1 | 1 | Front | 10mm | DSI 4 | 344000 | 1720 | Config 0 | 24.57 | 25.70 | 1.297 | -0.13 | 0.848 | 1.100 |
| | n66_Ant 2 | 20M | BPSK | 1 | 1 | Front | 10mm | DSI 4 | 349000 | 1745 | Config 0 | 24.40 | 25.70 | 1.349 | -0.08 | 0.837 | 1.129 |
| | n66_Ant 2 | 20M | BPSK | 1 | 1 | Front | 10mm | DSI 4 | 354000 | 1770 | Config 0 | 24.34 | 25.70 | 1.368 | -0.17 | 0.820 | 1.122 |
| | n66_Ant 2 | 20M | BPSK | 50 | 28 | Front | 10mm | DSI 4 | 344000 | 1720 | Config 0 | 24.44 | 25.70 | 1.337 | -0.06 | 0.878 | 1.174 |
| | n66_Ant 2 | 20M | BPSK | 50 | 28 | Front | 10mm | DSI 4 | 349000 | 1745 | Config 0 | 24.37 | 25.70 | 1.358 | -0.14 | 0.819 | 1.112 |
| | n66_Ant 2 | 20M | BPSK | 50 | 28 | Front | 10mm | DSI 4 | 354000 | 1770 | Config 0 | 24.40 | 25.70 | 1.349 | -0.12 | 0.749 | 1.010 |
| | n66_Ant 2 | 20M | BPSK | 100 | 0 | Front | 10mm | DSI 4 | 344000 | 1720 | Config 0 | 23.86 | 25.70 | 1.528 | -0.06 | 0.755 | 1.153 |
| | n66_Ant 2 | 20M | BPSK | 1 | 1 | Back | 10mm | DSI 4 | 344000 | 1720 | Config 0 | 24.57 | 25.70 | 1.297 | -0.06 | 0.651 | 0.844 |
| | n66_Ant 2 | 20M | BPSK | 1 | 1 | Back | 10mm | DSI 4 | 349000 | 1745 | Config 0 | 24.40 | 25.70 | 1.349 | -0.03 | 0.690 | 0.931 |
| | n66_Ant 2 | 20M | BPSK | 1 | 1 | Back | 10mm | DSI 4 | 354000 | 1770 | Config 0 | 24.34 | 25.70 | 1.368 | -0.13 | 0.711 | 0.972 |
| | n66_Ant 2 | 20M | BPSK | 50 | 28 | Back | 10mm | DSI 4 | 344000 | 1720 | Config 0 | 24.44 | 25.70 | 1.337 | -0.09 | 0.607 | 0.811 |
| | n66_Ant 2 | 20M | BPSK | 50 | 28 | Back | 10mm | DSI 4 | 349000 | 1745 | Config 0 | 24.37 | 25.70 | 1.358 | 0.01 | 0.650 | 0.883 |
| | n66_Ant 2 | 20M | BPSK | 50 | 28 | Back | 10mm | DSI 4 | 354000 | 1770 | Config 0 | 24.40 | 25.70 | 1.349 | 0.04 | 0.694 | 0.936 |
| | n66_Ant 2 | 20M | BPSK | 100 | 0 | Back | 10mm | DSI 4 | 344000 | 1770 | Config 0 | 23.86 | 25.70 | 1.528 | -0.02 | 0.592 | 0.904 |
| | n66_Ant 0 | 20M | BPSK | 1 | 1 | Front | 10mm | DSI 8 | 344000 | 1720 | Config 1 | 19.95 | 20.40 | 1.109 | 0.07 | 0.312 | 0.346 |
| | n66_Ant 0 | 20M | BPSK | 50 | 28 | Front | 10mm | DSI 8 | 344000 | 1720 | Config 1 | 19.89 | 20.40 | 1.125 | 0.13 | 0.331 | 0.372 |
| | n66_Ant 0 | 20M | BPSK | 1 | 1 | Back | 10mm | DSI 8 | 344000 | 1720 | Config 1 | 19.95 | 20.40 | 1.109 | 0.04 | 0.891 | 0.988 |
| | n66_Ant 0 | 20M | BPSK | 1 | 1 | Back | 10mm | DSI 8 | 349000 | 1745 | Config 1 | 19.93 | 20.40 | 1.114 | 0.08 | 0.814 | 0.907 |
| | n66_Ant 0 | 20M | BPSK | 1 | 1 | Back | 10mm | DSI 8 | 354000 | 1770 | Config 1 | 19.94 | 20.40 | 1.112 | -0.02 | 0.723 | 0.804 |
| | n66_Ant 0 | 20M | BPSK | 50 | 28 | Back | 10mm | DSI 8 | 344000 | 1720 | Config 1 | 19.89 | 20.40 | 1.125 | 0.05 | 0.852 | 0.958 |
| | n66_Ant 0 | 20M | BPSK | 50 | 28 | Back | 10mm | DSI 8 | 349000 | 1745 | Config 1 | 19.84 | 20.40 | 1.138 | 0.01 | 0.762 | 0.867 |
| | n66_Ant 0 | 20M | BPSK | 50 | 28 | Back | 10mm | DSI 8 | 354000 | 1770 | Config 1 | 19.75 | 20.40 | 1.161 | 0.04 | 0.658 | 0.764 |
| | n66_Ant 0 | 20M | BPSK | 100 | 0 | Back | 10mm | DSI 6 | 344000 | 1720 | Config 1 | 19.71 | 20.40 | 1.172 | 0.01 | 0.809 | 0.948 |
| | n66_Ant 0 | 20M | BPSK | 1 | 1 | Front | 10mm | DSI 4 | 344000 | 1720 | Config 1 | 19.95 | 21.20 | 1.334 | 0.07 | 0.312 | 0.416 |
| | n66_Ant 0 | 20M | BPSK | 50 | 28 | Front | 10mm | DSI 4 | 344000 | 1720 | Config 1 | 19.89 | 21.20 | 1.352 | 0.13 | 0.331 | 0.448 |
| 82 | n66_Ant 0 | 20M | BPSK | 1 | 1 | Back | 10mm | DSI 4 | 344000 | 1720 | Config 1 | 19.95 | 21.20 | 1.334 | 0.04 | 0.891 | 1.188 |
| | n66_Ant 0 | 20M | BPSK | 1 | 1 | Back | 10mm | DSI 4 | 349000 | 1745 | Config 1 | 19.93 | 21.20 | 1.340 | 0.08 | 0.814 | 1.090 |
| | n66_Ant 0 | 20M | BPSK | 1 | 1 | Back | 10mm | DSI 4 | 354000 | 1770 | Config 1 | 19.94 | 21.20 | 1.337 | -0.02 | 0.723 | 0.966 |
| | n66_Ant 0 | 20M | BPSK | 50 | 28 | Back | 10mm | DSI 4 | 344000 | 1720 | Config 1 | 19.89 | 21.20 | 1.352 | 0.05 | 0.852 | 1.152 |
| | n66_Ant 0 | 20M | BPSK | 50 | 28 | Back | 10mm | DSI 4 | 349000 | 1745 | Config 1 | 19.84 | 21.20 | 1.368 | 0.01 | 0.762 | 1.042 |
| | n66_Ant 0 | 20M | BPSK | 50 | 28 | Back | 10mm | DSI 4 | 354000 | 1770 | Config 1 | 19.75 | 21.20 | 1.396 | 0.04 | 0.658 | 0.919 |
| | n66_Ant 0 | 20M | BPSK | 100 | 0 | Back | 10mm | DSI 4 | 344000 | 1720 | Config 1 | 19.71 | 21.20 | 1.409 | 0.01 | 0.809 | 1.140 |
| | n71_Ant 0 | 20M | BPSK | 1 | 1 | Front | 10mm | DSI 4/8 | 136100 | 680.5 | Config 0 | 24.29 | 25.70 | 1.384 | -0.14 | 0.324 | 0.448 |
| | n71_Ant 0 | 20M | BPSK | 50 | 28 | Front | 10mm | DSI 4/8 | 136100 | 680.5 | Config 0 | 24.33 | 25.70 | 1.371 | -0.19 | 0.336 | 0.461 |
| 83 | n71_Ant 0 | 20M | BPSK | 1 | 1 | Back | 10mm | DSI 4/8 | 136100 | 680.5 | Config 0 | 24.29 | 25.70 | 1.384 | -0.12 | 0.516 | 0.714 |
| | n71_Ant 0 | 20M | BPSK | 50 | 28 | Back | 10mm | DSI 4/8 | 136100 | 680.5 | Config 0 | 24.33 | 25.70 | 1.371 | -0.17 | 0.499 | 0.684 |
| | n71_Ant 1 | 20M | BPSK | 1 | 1 | Front | 10mm | DSI 4/8 | 136100 | 680.5 | Config 1 | 24.55 | 25.70 | 1.303 | -0.07 | 0.225 | 0.293 |
| | n71_Ant 1 | 20M | BPSK | 50 | 28 | Front | 10mm | DSI 4/8 | 136100 | 680.5 | Config 1 | 24.37 | 25.70 | 1.358 | -0.11 | 0.258 | 0.350 |
| | n71_Ant 1 | 20M | BPSK | 1 | 1 | Back | 10mm | DSI 4/8 | 136100 | 680.5 | Config 1 | 24.55 | 25.70 | 1.303 | -0.07 | 0.420 | 0.547 |
| | n71_Ant 1 | 20M | BPSK | 50 | 28 | Back | 10mm | DSI 4/8 | 136100 | 680.5 | Config 1 | 24.37 | 25.70 | 1.358 | 0 | 0.494 | 0.671 |

| Plot No. | Band | BW (MHz) | Modulation | RB Size | RB offset | Test Position | Gap (mm) | Output Power State | Ch. | Freq. (MHz) | configure | Average Power (dBm) | Tune-Up Limit (dBm) | Tune-up Scaling Factor | Transmission Cycle % | Transmission Cycle Scaling Factor | Power Drift (dB) | Measured 1g SAR (W/kg) | Reported 1g SAR (W/kg) |
|---|---|---|---|---|---|---|---|---|---|---|---|---|---|---|---|---|---|---|---|
| | n41_Ant 2 | 100M | BPSK | 1 | 1 | Front | 10mm | DSI 4/8 | 518598 | 2592.99 | Config 0 | 24.91 | 25.70 | 1.199 | 25 | 1.320 | -0.02 | 0.219 | 0.347 |
| | n41_Ant 2 | 100M | BPSK | 135 | 69 | Front | 10mm | DSI 4/8 | 518598 | 2592.99 | Config 0 | 24.62 | 25.70 | 1.282 | 25 | 1.320 | -0.11 | 0.214 | 0.362 |
| | n41_Ant 2 | 100M | BPSK | 1 | 1 | Back | 10mm | DSI 4/8 | 518598 | 2592.99 | Config 0 | 24.91 | 25.70 | 1.199 | 25 | 1.320 | 0.11 | 0.254 | 0.402 |
| | n41_Ant 2 | 100M | BPSK | 135 | 69 | Back | 10mm | DSI 4/8 | 518598 | 2592.99 | Config 0 | 24.62 | 25.70 | 1.282 | 25 | 1.320 | 0.08 | 0.229 | 0.388 |
| | n41_Ant 5 | 100M | BPSK | 1 | 1 | Front | 10mm | DSI 4/8 | 518598 | 2592.99 | Config 0 | 24.94 | 25.70 | 1.191 | 25 | 1.320 | 0.02 | 0.177 | 0.279 |
| | n41_Ant 5 | 100M | BPSK | 135 | 0 | Front | 10mm | DSI 4/8 | 518598 | 2592.99 | Config 0 | 24.66 | 25.70 | 1.271 | 25 | 1.320 | 0.01 | 0.179 | 0.300 |
| | n41_Ant 5 | 100M | BPSK | 1 | 1 | Back | 10mm | DSI 4/8 | 518598 | 2592.99 | Config 0 | 24.94 | 25.70 | 1.191 | 25 | 1.320 | -0.18 | 0.307 | 0.483 |
| | n41_Ant 5 | 100M | BPSK | 135 | 0 | Back | 10mm | DSI 4/8 | 518598 | 2592.99 | Config 0 | 24.66 | 25.70 | 1.271 | 25 | 1.320 | 0 | 0.272 | 0.456 |
| | n41_HPUE_Ant 5 | 100M | BPSK | 1 | 1 | Front | 10mm | DSI 4/8 | 518598 | 2592.99 | Config 0 | 26.45 | 27.50 | 1.274 | 25 | 1.320 | 0 | 0.245 | 0.412 |
| | n41_HPUE_Ant 5 | 100M | BPSK | 135 | 0 | Front | 10mm | DSI 4/8 | 518598 | 2592.99 | Config 0 | 26.08 | 27.50 | 1.387 | 25 | 1.320 | 0.09 | 0.216 | 0.395 |
| 84 | n41_HPUE_Ant 5 | 100M | BPSK | 1 | 1 | Back | 10mm | DSI 4/8 | 518598 | 2592.99 | Config 0 | 26.45 | 27.50 | 1.274 | 25 | 1.320 | -0.05 | 0.458 | 0.770 |
| | n41_HPUE_Ant 5 | 100M | BPSK | 135 | 0 | Back | 10mm | DSI 4/8 | 518598 | 2592.99 | Config 0 | 26.08 | 27.50 | 1.387 | 25 | 1.320 | -0.19 | 0.359 | 0.657 |
| | n41_Ant 0 | 100M | BPSK | 1 | 1 | Front | 10mm | DSI 4/8 | 518598 | 2592.99 | Config 1 | 24.51 | 25.70 | 1.315 | 25 | 1.320 | -0.14 | 0.112 | 0.194 |
| | n41_Ant 0 | 100M | BPSK | 135 | 69 | Front | 10mm | DSI 4/8 | 518598 | 2592.99 | Config 1 | 24.21 | 25.70 | 1.409 | 25 | 1.320 | 0.11 | 0.120 | 0.223 |
| | n41_Ant 0 | 100M | BPSK | 1 | 1 | Back | 10mm | DSI 4/8 | 518598 | 2592.99 | Config 1 | 24.51 | 25.70 | 1.315 | 25 | 1.320 | -0.18 | 0.296 | 0.514 |
| | n41_Ant 0 | 100M | BPSK | 135 | 69 | Back | 10mm | DSI 4/8 | 518598 | 2592.99 | Config 1 | 24.21 | 25.70 | 1.409 | 25 | 1.320 | -0.05 | 0.396 | 0.737 |

## <WLAN SAR>

| Plot No. | Band | Mode | Test Position | Gap (mm) | Antenna | Power Table | Ch. | Freq. (MHz) | Average Power (dBm) | Tune-Up Limit (dBm) | Tune-up Scaling Factor | Duty Cycle % | Duty Cycle Scaling Factor | Power Drift (dB) | Measured 1g SAR (W/kg) | Reported 1g SAR (W/kg) |
|---|---|---|---|---|---|---|---|---|---|---|---|---|---|---|---|---|
| | WLAN2.4GHz | 820.11b 1Mbps | Front | 10mm | Ant 4 | 3 | 6 | 2437 | 14.40 | 14.50 | 1.023 | 98.72 | 1.013 | -0.08 | 0.113 | 0.117 |
| | WLAN2.4GHz | 820.11b 1Mbps | Back | 10mm | Ant 4 | 3 | 6 | 2437 | 14.40 | 14.50 | 1.023 | 98.72 | 1.013 | -0.14 | 0.209 | 0.217 |
| | WLAN2.4GHz | 802.11b 1Mbps | Front | 10mm | Ant 3 | 3 | 6 | 2437 | 18.80 | 19.00 | 1.047 | 98.92 | 1.011 | -0.14 | 0.230 | 0.243 |
| | WLAN2.4GHz | 802.11b 1Mbps | Back | 10mm | Ant 3 | 3 | 6 | 2437 | 18.80 | 19.00 | 1.047 | 98.92 | 1.011 | -0.11 | 0.378 | 0.400 |
| | WLAN2.4GHz | 820.11b 1Mbps | Front | 10mm | Ant 4+3(4) | 3 | 6 | 2437 | 16.70 | 17.00 | 1.072 | 98.92 | 1.011 | -0.17 | 0.239 | 0.259 |
| | WLAN2.4GHz | 802.11b 1Mbps | Front | 10mm | Ant 4+3(3) | 3 | 6 | 2437 | 18.80 | 19.00 | 1.047 | 98.92 | 1.011 | -0.17 | 0.216 | 0.229 |
| | WLAN2.4GHz | 820.11b 1Mbps | Back | 10mm | Ant 4+3(4) | 3 | 6 | 2437 | 16.70 | 17.00 | 1.072 | 98.92 | 1.011 | -0.04 | 0.436 | 0.472 |
| | WLAN2.4GHz | 802.11b 1Mbps | Back | 10mm | Ant 4+3(3) | 3 | 6 | 2437 | 18.80 | 19.00 | 1.047 | 98.92 | 1.011 | -0.04 | 0.335 | 0.355 |
| | WLAN2.4GHz | 820.11b 1Mbps | Back | 10mm | Ant 4+3(4) | 3 | 1 | 2412 | 16.70 | 17.00 | 1.072 | 98.92 | 1.011 | -0.19 | 0.427 | 0.463 |
| | WLAN2.4GHz | 802.11b 1Mbps | Back | 10mm | Ant 4+3(3) | 3 | 1 | 2412 | 18.70 | 19.00 | 1.072 | 98.92 | 1.011 | -0.19 | 0.277 | 0.300 |
| | WLAN2.4GHz | 820.11b 1Mbps | Back | 10mm | Ant 4+3(4) | 3 | 11 | 2462 | 16.80 | 17.00 | 1.047 | 98.92 | 1.011 | -0.02 | 0.380 | 0.402 |
| | WLAN2.4GHz | 802.11b 1Mbps | Back | 10mm | Ant 4+3(3) | 3 | 11 | 2462 | 18.70 | 19.00 | 1.072 | 98.92 | 1.011 | -0.02 | 0.280 | 0.303 |
| | WLAN2.4GHz | 820.11b 1Mbps | Front | 10mm | Ant 4 | 1 | 6 | 2437 | 19.30 | 19.50 | 1.047 | 98.72 | 1.013 | -0.13 | 0.314 | 0.333 |
| | WLAN2.4GHz | 820.11b 1Mbps | Back | 10mm | Ant 4 | 1 | 6 | 2437 | 19.30 | 19.50 | 1.047 | 98.72 | 1.013 | -0.18 | 0.682 | 0.723 |
| | WLAN2.4GHz | 802.11b 1Mbps | Front | 10mm | Ant 3 | 1 | 6 | 2437 | 19.40 | 19.50 | 1.023 | 98.92 | 1.011 | -0.02 | 0.269 | 0.278 |
| | WLAN2.4GHz | 802.11b 1Mbps | Back | 10mm | Ant 3 | 1 | 6 | 2437 | 19.40 | 19.50 | 1.023 | 98.92 | 1.011 | -0.05 | 0.432 | 0.447 |
| | WLAN2.4GHz | 820.11b 1Mbps | Front | 10mm | Ant 4+3(4) | 1 | 6 | 2437 | 19.40 | 19.50 | 1.023 | 98.92 | 1.011 | -0.07 | 0.424 | 0.439 |
| | WLAN2.4GHz | 820.11b 1Mbps | Front | 10mm | Ant 4+3(3) | 1 | 6 | 2437 | 19.40 | 19.50 | 1.023 | 98.92 | 1.011 | -0.07 | 0.254 | 0.263 |
| | WLAN2.4GHz | 820.11b 1Mbps | Back | 10mm | Ant 4+3(4) | 1 | 6 | 2437 | 19.40 | 19.50 | 1.023 | 98.92 | 1.011 | -0.03 | 0.734 | 0.759 |
| | WLAN2.4GHz | 820.11b 1Mbps | Back | 10mm | Ant 4+3(3) | 1 | 6 | 2437 | 19.40 | 19.50 | 1.023 | 98.92 | 1.011 | -0.03 | 0.396 | 0.410 |
| | WLAN2.4GHz | 820.11b 1Mbps | Back | 10mm | Ant 4+3(4) | 1 | 1 | 2412 | 19.40 | 19.50 | 1.023 | 98.92 | 1.011 | -0.02 | 0.613 | 0.634 |
| | WLAN2.4GHz | 820.11b 1Mbps | Back | 10mm | Ant 4+3(3) | 1 | 1 | 2412 | 19.10 | 19.50 | 1.096 | 98.92 | 1.011 | -0.02 | 0.281 | 0.311 |
| 85 | WLAN2.4GHz | 820.11b 1Mbps | Back | 10mm | Ant 4+3(4) | 1 | 11 | 2462 | 19.20 | 19.50 | 1.072 | 98.92 | 1.011 | -0.17 | 0.703 | 0.762 |
| | WLAN2.4GHz | 820.11b 1Mbps | Back | 10mm | Ant 4+3(3) | 1 | 11 | 2462 | 19.40 | 19.50 | 1.023 | 98.92 | 1.011 | -0.17 | 0.411 | 0.425 |

| Plot No. | Band | Mode | Test Position | Gap (mm) | Antenna | Power Table | Ch. | Freq. (MHz) | Average Power (dBm) | Tune-Up Limit (dBm) | Tune-up Scaling Factor | Duty Cycle % | Duty Cycle Scaling Factor | Power Drift (dB) | Measured 1g SAR (W/kg) | Reported 1g SAR (W/kg) |
|---|---|---|---|---|---|---|---|---|---|---|---|---|---|---|---|---|
| | WLAN5GHz | 802.11n-HT40 MCS0 | Front | 10mm | Ant 4 | 3 | 54 | 5270 | 17.20 | 17.50 | 1.072 | 95.34 | 1.049 | -0.05 | 0.081 | 0.091 |
| | WLAN5GHz | 802.11n-HT40 MCS0 | Back | 10mm | Ant 4 | 3 | 54 | 5270 | 17.20 | 17.50 | 1.072 | 95.34 | 1.049 | -0.08 | 0.112 | 0.126 |
| | WLAN5GHz | 802.11n-HT40 MCS0 | Front | 10mm | Ant 3 | 3 | 54 | 5270 | 13.90 | 14.00 | 1.023 | 95.96 | 1.042 | -0.09 | 0.076 | 0.081 |
| | WLAN5GHz | 802.11n-HT40 MCS0 | Back | 10mm | Ant 3 | 3 | 54 | 5270 | 13.90 | 14.00 | 1.023 | 95.96 | 1.042 | -0.13 | 0.274 | 0.292 |
| | WLAN5GHz | 802.11n-HT40 MCS0 | Front | 10mm | Ant 4+3(4) | 3 | 54 | 5270 | 17.20 | 17.50 | 1.072 | 95.34 | 1.049 | -0.02 | 0.074 | 0.083 |
| | WLAN5GHz | 802.11n-HT40 MCS0 | Front | 10mm | Ant 4+3(3) | 3 | 54 | 5270 | 14.70 | 15.00 | 1.072 | 95.34 | 1.049 | -0.02 | 0.098 | 0.110 |
| | WLAN5GHz | 802.11n-HT40 MCS0 | Back | 10mm | Ant 4+3(4) | 3 | 54 | 5270 | 17.20 | 17.50 | 1.072 | 95.34 | 1.049 | -0.13 | 0.098 | 0.110 |
| | WLAN5GHz | 802.11n-HT40 MCS0 | Back | 10mm | Ant 4+3(3) | 3 | 54 | 5270 | 14.70 | 15.00 | 1.072 | 95.34 | 1.049 | -0.13 | 0.310 | 0.348 |
| | WLAN5GHz | 802.11n-HT40 MCS0 | Back | 10mm | Ant 4+3(4) | 3 | 62 | 5310 | 13.60 | 14.00 | 1.096 | 95.34 | 1.049 | -0.11 | 0.039 | 0.045 |
| | WLAN5GHz | 802.11n-HT40 MCS0 | Back | 10mm | Ant 4+3(3) | 3 | 62 | 5310 | 13.90 | 14.00 | 1.023 | 95.34 | 1.049 | -0.11 | 0.194 | 0.208 |
| | WLAN5GHz | 802.11n-HT40 MCS0 | Front | 10mm | Ant 3 | 1 | 54 | 5270 | 16.90 | 17.50 | 1.148 | 95.96 | 1.042 | -0.07 | 0.168 | 0.201 |
| 86 | WLAN5GHz | 802.11n-HT40 MCS0 | Back | 10mm | Ant 3 | 1 | 54 | 5270 | 16.90 | 17.50 | 1.148 | 95.96 | 1.042 | -0.04 | 0.597 | 0.714 |
| | WLAN5GHz | 802.11n-HT40 MCS0 | Back | 10mm | Ant 3 | 1 | 62 | 5310 | 13.50 | 14.00 | 1.122 | 95.96 | 1.042 | -0.08 | 0.177 | 0.207 |
| | WLAN5GHz | 802.11n-HT40 MCS0 | Front | 10mm | Ant 4 | 1 | 54 | 5270 | 17.40 | 17.50 | 1.023 | 95.93 | 1.042 | -0.13 | 0.082 | 0.087 |
| | WLAN5GHz | 802.11n-HT40 MCS0 | Back | 10mm | Ant 4 | 1 | 54 | 5270 | 17.40 | 17.50 | 1.023 | 95.93 | 1.042 | -0.03 | 0.117 | 0.125 |
| | WLAN5GHz | 802.11n-HT40 MCS0 | Front | 10mm | Ant 4+3(4) | 1 | 54 | 5270 | 17.40 | 17.50 | 1.023 | 95.93 | 1.042 | 0.07 | 0.083 | 0.089 |
| | WLAN5GHz | 802.11n-HT40 MCS0 | Front | 10mm | Ant 4+3(3) | 1 | 54 | 5270 | 17.00 | 17.50 | 1.122 | 95.93 | 1.042 | 0.07 | 0.161 | 0.188 |
| | WLAN5GHz | 802.11n-HT40 MCS0 | Back | 10mm | Ant 4+3(4) | 1 | 54 | 5270 | 17.40 | 17.50 | 1.023 | 95.93 | 1.042 | -0.07 | 0.118 | 0.126 |
| | WLAN5GHz | 802.11n-HT40 MCS0 | Back | 10mm | Ant 4+3(3) | 1 | 54 | 5270 | 17.00 | 17.50 | 1.122 | 95.93 | 1.042 | -0.07 | 0.575 | 0.672 |
| | WLAN5GHz | 802.11n-HT20 MCS0 | Front | 10mm | Ant 4 | 3 | 132 | 5660 | 17.30 | 18.00 | 1.175 | 97.69 | 1.024 | 0.13 | 0.067 | 0.081 |
| | WLAN5GHz | 802.11n-HT20 MCS0 | Back | 10mm | Ant 4 | 3 | 132 | 5660 | 17.30 | 18.00 | 1.175 | 97.69 | 1.024 | 0.13 | 0.081 | 0.097 |
| | WLAN5GHz | 802.11ac-VHT80 MCS0 | Front | 10mm | Ant 3 | 3 | 138 | 5690 | 9.40 | 10.50 | 1.288 | 92.00 | 1.087 | 0.07 | 0.034 | 0.048 |
| | WLAN5GHz | 802.11ac-VHT80 MCS0 | Back | 10mm | Ant 3 | 3 | 138 | 5690 | 9.40 | 10.50 | 1.288 | 92.00 | 1.087 | -0.13 | 0.182 | 0.255 |
| | WLAN5GHz | 802.11n-HT20 MCS0 | Front | 10mm | Ant 4+3(4) | 3 | 132 | 5660 | 17.30 | 18.00 | 1.175 | 97.69 | 1.024 | -0.1 | 0.077 | 0.093 |
| | WLAN5GHz | 802.11n-HT20 MCS0 | Front | 10mm | Ant 4+3(3) | 3 | 132 | 5660 | 11.30 | 11.50 | 1.047 | 97.69 | 1.024 | -0.1 | 0.058 | 0.062 |
| | WLAN5GHz | 802.11n-HT20 MCS0 | Back | 10mm | Ant 4+3(4) | 3 | 132 | 5660 | 17.30 | 18.00 | 1.175 | 97.69 | 1.024 | -0.14 | 0.102 | 0.123 |
| | WLAN5GHz | 802.11n-HT20 MCS0 | Back | 10mm | Ant 4+3(3) | 3 | 132 | 5660 | 11.30 | 11.50 | 1.047 | 97.69 | 1.024 | -0.14 | 0.297 | 0.318 |
| | WLAN5GHz | 802.11n-HT20 MCS0 | Back | 10mm | Ant 4+3(4) | 3 | 100 | 5500 | 17.40 | 17.50 | 1.023 | 97.69 | 1.024 | -0.14 | 0.084 | 0.088 |
| | WLAN5GHz | 802.11n-HT20 MCS0 | Back | 10mm | Ant 4+3(3) | 3 | 100 | 5500 | 11.20 | 11.50 | 1.072 | 97.69 | 1.024 | -0.14 | 0.107 | 0.117 |
| | WLAN5GHz | 802.11n-HT20 MCS0 | Back | 10mm | Ant 4+3(4) | 3 | 116 | 5580 | 17.20 | 17.50 | 1.072 | 97.69 | 1.024 | -0.18 | 0.064 | 0.070 |
| | WLAN5GHz | 802.11n-HT20 MCS0 | Back | 10mm | Ant 4+3(3) | 3 | 116 | 5580 | 11.10 | 11.50 | 1.096 | 97.69 | 1.024 | -0.18 | 0.161 | 0.181 |
| | WLAN5GHz | 802.11n-HT20 MCS0 | Back | 10mm | Ant 4+3(4) | 3 | 124 | 5620 | 17.10 | 17.50 | 1.096 | 97.69 | 1.024 | -0.02 | 0.087 | 0.098 |
| | WLAN5GHz | 802.11n-HT20 MCS0 | Back | 10mm | Ant 4+3(3) | 3 | 124 | 5620 | 11.10 | 11.50 | 1.096 | 97.69 | 1.024 | -0.02 | 0.178 | 0.200 |
| | WLAN5GHz | 802.11n-HT20 MCS0 | Back | 10mm | Ant 4+3(4) | 3 | 144 | 5720 | 17.10 | 17.50 | 1.096 | 97.69 | 1.024 | -0.17 | 0.096 | 0.108 |
| | WLAN5GHz | 802.11n-HT20 MCS0 | Back | 10mm | Ant 4+3(3) | 3 | 144 | 5720 | 11.50 | 11.50 | 1.000 | 97.69 | 1.024 | -0.17 | 0.342 | 0.350 |
| | WLAN5GHz | 802.11n-HT20 MCS0 | Front | 10mm | Ant 4 | 1 | 132 | 5660 | 17.30 | 18.00 | 1.175 | 97.69 | 1.024 | 0.13 | 0.067 | 0.081 |
| | WLAN5GHz | 802.11n-HT20 MCS0 | Back | 10mm | Ant 4 | 1 | 132 | 5660 | 17.30 | 18.00 | 1.175 | 97.69 | 1.024 | 0.13 | 0.081 | 0.097 |
| | WLAN5GHz | 802.11ac-VHT80 MCS0 | Front | 10mm | Ant 3 | 1 | 138 | 5690 | 13.10 | 13.50 | 1.096 | 92 | 1.087 | -0.15 | 0.103 | 0.123 |
| | WLAN5GHz | 802.11ac-VHT80 MCS0 | Back | 10mm | Ant 3 | 1 | 138 | 5690 | 13.10 | 13.50 | 1.096 | 92 | 1.087 | 0.06 | 0.527 | 0.628 |
| | WLAN5GHz | 802.11n-HT20 MCS0 | Front | 10mm | Ant 4+3(4) | 1 | 132 | 5660 | 17.30 | 18.00 | 1.175 | 97.69 | 1.024 | -0.08 | 0.065 | 0.078 |
| | WLAN5GHz | 802.11n-HT20 MCS0 | Front | 10mm | Ant 4+3(3) | 1 | 132 | 5660 | 15.40 | 16.00 | 1.148 | 97.69 | 1.024 | -0.08 | 0.156 | 0.183 |
| | WLAN5GHz | 802.11n-HT20 MCS0 | Back | 10mm | Ant 4+3(4) | 1 | 132 | 5660 | 17.30 | 18.00 | 1.175 | 97.69 | 1.024 | -0.05 | 0.111 | 0.134 |
| | WLAN5GHz | 802.11n-HT20 MCS0 | Back | 10mm | Ant 4+3(3) | 1 | 132 | 5660 | 15.40 | 16.00 | 1.148 | 97.69 | 1.024 | -0.05 | 0.690 | 0.811 |
| | WLAN5GHz | 802.11n-HT20 MCS0 | Back | 10mm | Ant 4+3(4) | 1 | 100 | 5500 | 17.40 | 17.50 | 1.023 | 97.69 | 1.024 | -0.19 | 0.078 | 0.082 |
| | WLAN5GHz | 802.11n-HT20 MCS0 | Back | 10mm | Ant 4+3(3) | 1 | 100 | 5500 | 15.30 | 16.00 | 1.175 | 97.69 | 1.024 | -0.19 | 0.280 | 0.337 |
| | WLAN5GHz | 802.11n-HT20 MCS0 | Back | 10mm | Ant 4+3(4) | 1 | 116 | 5580 | 17.20 | 17.50 | 1.072 | 97.69 | 1.024 | -0.11 | 0.066 | 0.072 |
| | WLAN5GHz | 802.11n-HT20 MCS0 | Back | 10mm | Ant 4+3(3) | 1 | 116 | 5580 | 15.30 | 16.00 | 1.175 | 97.69 | 1.024 | -0.11 | 0.355 | 0.427 |
| | WLAN5GHz | 802.11n-HT20 MCS0 | Back | 10mm | Ant 4+3(4) | 1 | 124 | 5620 | 17.10 | 17.50 | 1.096 | 97.69 | 1.024 | -0.19 | 0.086 | 0.097 |
| | WLAN5GHz | 802.11n-HT20 MCS0 | Back | 10mm | Ant 4+3(3) | 1 | 124 | 5620 | 15.10 | 16.00 | 1.230 | 97.69 | 1.024 | -0.19 | 0.407 | 0.513 |
| 87 | WLAN5GHz | 802.11n-HT20 MCS0 | Back | 10mm | Ant 4+3(4) | 1 | 144 | 5720 | 17.10 | 17.50 | 1.096 | 97.69 | 1.024 | -0.15 | 0.107 | 0.120 |
| | WLAN5GHz | 802.11n-HT20 MCS0 | Back | 10mm | Ant 4+3(3) | 1 | 144 | 5720 | 15.40 | 16.00 | 1.148 | 97.69 | 1.024 | -0.15 | 0.957 | 1.125 |

| Plot No. | Band | Mode | Test Position | Gap (mm) | Antenna | Power Table | Ch. | Freq. (MHz) | Average Power (dBm) | Tune-Up Limit (dBm) | Tune-up Scaling Factor | Duty Cycle % | Duty Cycle Scaling Factor | Power Drift (dB) | Measured 1g SAR (W/kg) | Reported 1g SAR (W/kg) |
|---|---|---|---|---|---|---|---|---|---|---|---|---|---|---|---|---|
| | WLAN5GHz | 802.11a 6Mbps | Front | 10mm | Ant 4 | 3 | 157 | 5785 | 18.40 | 18.50 | 1.023 | 97.83 | 1.022 | -0.02 | 0.057 | 0.060 |
| | WLAN5GHz | 802.11a 6Mbps | Back | 10mm | Ant 4 | 3 | 157 | 5785 | 18.40 | 18.50 | 1.023 | 97.83 | 1.022 | -0.1 | 0.103 | 0.108 |
| | WLAN5GHz | 802.11ac-VHT80 MCS0 | Front | 10mm | Ant 3 | 3 | 155 | 5775 | 9.30 | 10.00 | 1.175 | 92 | 1.087 | -0.15 | 0.038 | 0.049 |
| | WLAN5GHz | 802.11ac-VHT80 MCS0 | Back | 10mm | Ant 3 | 3 | 155 | 5775 | 9.30 | 10.00 | 1.175 | 92 | 1.087 | -0.08 | 0.210 | 0.268 |
| | WLAN5GHz | 802.11a 6Mbps | Front | 10mm | Ant 4+3(4) | 3 | 157 | 5785 | 18.40 | 18.50 | 1.023 | 97.83 | 1.022 | -0.1 | 0.027 | 0.028 |
| | WLAN5GHz | 802.11a 6Mbps | Front | 10mm | Ant 4+3(3) | 3 | 157 | 5785 | 9.70 | 10.50 | 1.202 | 97.83 | 1.022 | -0.1 | 0.059 | 0.072 |
| | WLAN5GHz | 802.11a 6Mbps | Back | 10mm | Ant 4+3(4) | 3 | 157 | 5785 | 18.40 | 18.50 | 1.023 | 97.83 | 1.022 | 0.13 | 0.100 | 0.105 |
| | WLAN5GHz | 802.11a 6Mbps | Back | 10mm | Ant 4+3(3) | 3 | 157 | 5785 | 9.70 | 10.50 | 1.202 | 97.83 | 1.022 | 0.13 | 0.182 | 0.224 |
| | WLAN5GHz | 802.11a 6Mbps | Back | 10mm | Ant 4+3(4) | 3 | 149 | 5745 | 18.30 | 18.50 | 1.047 | 97.83 | 1.022 | -0.04 | 0.116 | 0.124 |
| | WLAN5GHz | 802.11a 6Mbps | Back | 10mm | Ant 4+3(3) | 3 | 149 | 5745 | 9.90 | 10.50 | 1.148 | 97.83 | 1.022 | -0.04 | 0.229 | 0.269 |
| | WLAN5GHz | 802.11a 6Mbps | Back | 10mm | Ant 4+3(4) | 3 | 165 | 5825 | 18.20 | 18.50 | 1.072 | 97.83 | 1.022 | 0.18 | 0.082 | 0.090 |
| | WLAN5GHz | 802.11a 6Mbps | Back | 10mm | Ant 4+3(3) | 3 | 165 | 5825 | 9.70 | 10.50 | 1.202 | 97.83 | 1.022 | 0.18 | 0.232 | 0.285 |
| | WLAN5GHz | 802.11a 6Mbps | Front | 10mm | Ant 4 | 1 | 157 | 5785 | 18.40 | 18.50 | 1.023 | 97.83 | 1.022 | -0.02 | 0.057 | 0.060 |
| | WLAN5GHz | 802.11a 6Mbps | Back | 10mm | Ant 4 | 1 | 157 | 5785 | 18.40 | 18.50 | 1.023 | 97.83 | 1.022 | -0.1 | 0.103 | 0.108 |
| | WLAN5GHz | 802.11ac-VHT80 MCS0 | Front | 10mm | Ant 3 | 1 | 155 | 5775 | 13.30 | 13.50 | 1.047 | 92 | 1.087 | 0.18 | 0.107 | 0.122 |
| | WLAN5GHz | 802.11ac-VHT80 MCS0 | Back | 10mm | Ant 3 | 1 | 155 | 5775 | 13.30 | 13.50 | 1.047 | 92 | 1.087 | 0 | 0.673 | 0.766 |
| | WLAN5GHz | 802.11a 6Mbps | Front | 10mm | Ant 4+3(4) | 1 | 157 | 5785 | 18.40 | 18.50 | 1.023 | 97.83 | 1.022 | -0.17 | 0.053 | 0.055 |
| | WLAN5GHz | 802.11a 6Mbps | Front | 10mm | Ant 4+3(3) | 1 | 157 | 5785 | 15.80 | 16.00 | 1.047 | 97.83 | 1.022 | -0.17 | 0.176 | 0.188 |
| | WLAN5GHz | 802.11a 6Mbps | Back | 10mm | Ant 4+3(4) | 1 | 157 | 5785 | 18.40 | 18.50 | 1.023 | 97.83 | 1.022 | -0.03 | 0.105 | 0.110 |
| | WLAN5GHz | 802.11a 6Mbps | Back | 10mm | Ant 4+3(3) | 1 | 157 | 5785 | 15.80 | 16.00 | 1.047 | 97.83 | 1.022 | -0.03 | 0.892 | 0.955 |
| | WLAN5GHz | 802.11a 6Mbps | Back | 10mm | Ant 4+3(4) | 1 | 149 | 5745 | 18.30 | 18.50 | 1.047 | 97.83 | 1.022 | -0.18 | 0.123 | 0.132 |
| | WLAN5GHz | 802.11a 6Mbps | Back | 10mm | Ant 4+3(3) | 1 | 149 | 5745 | 15.60 | 16.00 | 1.096 | 97.83 | 1.022 | -0.18 | 0.963 | 1.079 |
| 88 | WLAN5GHz | 802.11a 6Mbps | Back | 10mm | Ant 4+3(4) | 1 | 165 | 5825 | 18.20 | 18.50 | 1.072 | 97.83 | 1.022 | -0.18 | 0.092 | 0.101 |
| | WLAN5GHz | 802.11a 6Mbps | Back | 10mm | Ant 4+3(3) | 1 | 165 | 5825 | 15.80 | 16.00 | 1.047 | 97.83 | 1.022 | -0.18 | 1.060 | 1.134 |

## <Bluetooth SAR>

| Plot No. | Band | Mode | Test Position | Gap (mm) | Antenna | Power Table | Ch. | Freq. (MHz) | Average Power (dBm) | Tune-Up Limit (dBm) | Tune-up Scaling Factor | Duty Cycle % | Duty Cycle Scaling Factor | Power Drift (dB) | Measured 1g SAR (W/kg) | Reported 1g SAR (W/kg) |
|---|---|---|---|---|---|---|---|---|---|---|---|---|---|---|---|---|
| | Bluetooth | 1Mbps | Front | 10mm | Ant 4 | 3 | 39 | 2441 | 15.50 | 15.50 | 1.000 | 77.13 | 1.080 | -0.16 | 0.115 | 0.124 |
| | Bluetooth | 1Mbps | Back | 10mm | Ant 4 | 3 | 78 | 2480 | 15.48 | 15.50 | 1.005 | 77.13 | 1.080 | -0.19 | 0.197 | 0.214 |
| | Bluetooth | 1Mbps | Back | 10mm | Ant 4 | 3 | 0 | 2402 | 15.49 | 15.50 | 1.002 | 77.13 | 1.080 | -0.03 | 0.210 | 0.227 |
| | Bluetooth | 1Mbps | Back | 10mm | Ant 4 | 3 | 39 | 2441 | 15.50 | 15.50 | 1.000 | 77.13 | 1.080 | 0.16 | 0.166 | 0.179 |
| | Bluetooth | 1Mbps | Front | 10mm | Ant 4 | 1 | 0 | 2402 | 17.92 | 18.00 | 1.019 | 77.13 | 1.080 | -0.13 | 0.170 | 0.187 |
| 89 | Bluetooth | 1Mbps | Back | 10mm | Ant 4 | 1 | 0 | 2402 | 17.92 | 18.00 | 1.019 | 77.13 | 1.080 | -0.03 | 0.294 | 0.323 |
| | Bluetooth | 1Mbps | Back | 10mm | Ant 4 | 1 | 39 | 2441 | 17.87 | 18.00 | 1.030 | 77.13 | 1.080 | -0.02 | 0.281 | 0.313 |
| | Bluetooth | 1Mbps | Back | 10mm | Ant 4 | 1 | 78 | 2480 | 17.29 | 18.00 | 1.178 | 77.13 | 1.080 | 0 | 0.233 | 0.296 |

## 14.4 Product Specific SAR

### <WLAN SAR>

| Plot No. | Band | Mode | Test Position | Gap (mm) | Antenna | Power Table | Ch. | Freq. (MHz) | Average Power (dBm) | Tune-Up Limit (dBm) | Tune-up Scaling Factor | Duty Cycle % | Duty Cycle Scaling Factor | Power Drift (dB) | Measured 10g SAR (W/kg) | Reported 10g SAR (W/kg) |
|---|---|---|---|---|---|---|---|---|---|---|---|---|---|---|---|---|
| | WLAN5GHz | 802.11n-HT40 MCS0 | Front | 0mm | Ant 4 | 1 | 54 | 5270 | 17.40 | 17.50 | 1.023 | 95.93 | 1.042 | 0.1 | 0.593 | 0.632 |
| | WLAN5GHz | 802.11n-HT40 MCS0 | Back | 0mm | Ant 4 | 1 | 54 | 5270 | 17.40 | 17.50 | 1.023 | 95.93 | 1.042 | -0.13 | 0.424 | 0.452 |
| | WLAN5GHz | 802.11n-HT40 MCS0 | Left Side | 0mm | Ant 4 | 1 | 54 | 5270 | 17.40 | 17.50 | 1.023 | 95.93 | 1.042 | -0.03 | 0.003 | 0.003 |
| | WLAN5GHz | 802.11n-HT40 MCS0 | Right Side | 0mm | Ant 4 | 1 | 54 | 5270 | 17.40 | 17.50 | 1.023 | 95.93 | 1.042 | 0.01 | 0.822 | 0.876 |
| | WLAN5GHz | 802.11n-HT40 MCS0 | Top Side | 0mm | Ant 4 | 1 | 54 | 5270 | 17.40 | 17.50 | 1.023 | 95.93 | 1.042 | -0.04 | 0.856 | 0.913 |
| | WLAN5GHz | 802.11n-HT40 MCS0 | Front | 0mm | Ant 3 | 1 | 54 | 5270 | 16.90 | 17.50 | 1.148 | 95.96 | 1.042 | 0.07 | 0.601 | 0.719 |
| | WLAN5GHz | 802.11n-HT40 MCS0 | Back | 0mm | Ant 3 | 1 | 54 | 5270 | 16.90 | 17.50 | 1.148 | 95.96 | 1.042 | -0.03 | 1.260 | 1.507 |
| | WLAN5GHz | 802.11n-HT40 MCS0 | Left Side | 0mm | Ant 3 | 1 | 54 | 5270 | 16.90 | 17.50 | 1.148 | 95.96 | 1.042 | 0.07 | 1.480 | 1.771 |
| | WLAN5GHz | 802.11n-HT40 MCS0 | Right Side | 0mm | Ant 3 | 1 | 54 | 5270 | 16.90 | 17.50 | 1.148 | 95.96 | 1.042 | 0 | 0.001 | 0.001 |
| | WLAN5GHz | 802.11n-HT40 MCS0 | Top Side | 0mm | Ant 3 | 1 | 54 | 5270 | 16.90 | 17.50 | 1.148 | 95.96 | 1.042 | 0.14 | 0.068 | 0.081 |
| | WLAN5GHz | 802.11n-HT40 MCS0 | Front | 0mm | Ant 4+3(4) | 1 | 54 | 5270 | 17.40 | 17.50 | 1.023 | 95.93 | 1.042 | -0.02 | 0.290 | 0.309 |
| | WLAN5GHz | 802.11n-HT40 MCS0 | Front | 0mm | Ant 4+3(3) | 1 | 54 | 5270 | 17.00 | 17.50 | 1.122 | 95.93 | 1.042 | -0.02 | 0.597 | 0.698 |
| | WLAN5GHz | 802.11n-HT40 MCS0 | Back | 0mm | Ant 4+3(4) | 1 | 54 | 5270 | 17.40 | 17.50 | 1.023 | 95.93 | 1.042 | -0.07 | 0.364 | 0.388 |
| | WLAN5GHz | 802.11n-HT40 MCS0 | Back | 0mm | Ant 4+3(3) | 1 | 54 | 5270 | 17.00 | 17.50 | 1.122 | 95.93 | 1.042 | -0.07 | 1.220 | 1.426 |
| 90 | WLAN5GHz | 802.11n-HT40 MCS0 | Left Side | 0mm | Ant 4+3(3) | 1 | 54 | 5270 | 17.00 | 17.50 | 1.122 | 95.93 | 1.042 | 0.08 | 1.870 | 2.186 |
| | WLAN5GHz | 802.11n-HT40 MCS0 | Left Side | 0mm | Ant 4+3(3) | 1 | 62 | 5310 | 13.60 | 14.00 | 1.096 | 95.93 | 1.042 | 0.06 | 0.619 | 0.707 |
| | WLAN5GHz | 802.11a 6Mbps | Left Side | 0mm | Ant 4+3(3) | 1 | 64 | 5320 | 16.90 | 17.50 | 1.148 | 97.87 | 1.022 | 0.03 | 1.290 | 1.514 |
| | WLAN5GHz | 802.11n-HT40 MCS0 | Right Side | 0mm | Ant 4+3(4) | 1 | 54 | 5270 | 17.40 | 17.50 | 1.023 | 95.93 | 1.042 | 0.09 | 0.701 | 0.747 |
| | WLAN5GHz | 802.11n-HT40 MCS0 | Top Side | 0mm | Ant 4+3(4) | 1 | 54 | 5270 | 17.40 | 17.50 | 1.023 | 95.93 | 1.042 | 0.08 | 0.752 | 0.802 |
| | WLAN5GHz | 802.11n-HT20 MCS0 | Front | 0mm | Ant 4 | 1 | 132 | 5660 | 17.30 | 18.00 | 1.175 | 97.69 | 1.024 | -0.17 | 0.578 | 0.695 |
| | WLAN5GHz | 802.11n-HT20 MCS0 | Back | 0mm | Ant 4 | 1 | 132 | 5660 | 17.30 | 18.00 | 1.175 | 97.69 | 1.024 | 0.16 | 0.395 | 0.475 |
| | WLAN5GHz | 802.11n-HT20 MCS0 | Left Side | 0mm | Ant 4 | 1 | 132 | 5660 | 17.30 | 18.00 | 1.175 | 97.69 | 1.024 | 0.17 | 0.001 | 0.001 |
| | WLAN5GHz | 802.11n-HT20 MCS0 | Right Side | 0mm | Ant 4 | 1 | 132 | 5660 | 17.30 | 18.00 | 1.175 | 97.69 | 1.024 | -0.14 | 0.471 | 0.567 |
| | WLAN5GHz | 802.11n-HT20 MCS0 | Top Side | 0mm | Ant 4 | 1 | 132 | 5660 | 17.30 | 18.00 | 1.175 | 97.69 | 1.024 | -0.17 | 0.318 | 0.383 |
| | WLAN5GHz | 802.11ac-VHT80 MCS0 | Front | 0mm | Ant 3 | 1 | 138 | 5690 | 13.10 | 13.50 | 1.096 | 92 | 1.087 | 0.15 | 0.284 | 0.338 |
| | WLAN5GHz | 802.11ac-VHT80 MCS0 | Back | 0mm | Ant 3 | 1 | 138 | 5690 | 13.10 | 13.50 | 1.096 | 92 | 1.087 | 0.14 | 0.802 | 0.956 |
| | WLAN5GHz | 802.11ac-VHT80 MCS0 | Left Side | 0mm | Ant 3 | 1 | 138 | 5690 | 13.10 | 13.50 | 1.096 | 92 | 1.087 | -0.19 | 0.990 | 1.180 |
| | WLAN5GHz | 802.11ac-VHT80 MCS0 | Right Side | 0mm | Ant 3 | 1 | 138 | 5690 | 13.10 | 13.50 | 1.096 | 92 | 1.087 | -0.01 | 0.001 | 0.001 |
| | WLAN5GHz | 802.11ac-VHT80 MCS0 | Top Side | 0mm | Ant 3 | 1 | 138 | 5690 | 13.10 | 13.50 | 1.096 | 92 | 1.087 | -0.17 | 0.025 | 0.030 |
| | WLAN5GHz | 802.11n-HT20 MCS0 | Front | 0mm | Ant 4+3(4) | 1 | 132 | 5660 | 17.30 | 18.00 | 1.175 | 97.69 | 1.024 | 0.13 | 0.473 | 0.569 |
| | WLAN5GHz | 802.11n-HT20 MCS0 | Front | 0mm | Ant 4+3(3) | 1 | 132 | 5660 | 15.40 | 16.00 | 1.148 | 97.69 | 1.024 | 0.13 | 0.408 | 0.480 |
| | WLAN5GHz | 802.11n-HT20 MCS0 | Back | 0mm | Ant 4+3(4) | 1 | 132 | 5660 | 17.30 | 18.00 | 1.175 | 97.69 | 1.024 | -0.11 | 0.268 | 0.322 |
| | WLAN5GHz | 802.11n-HT20 MCS0 | Back | 0mm | Ant 4+3(3) | 1 | 132 | 5660 | 15.40 | 16.00 | 1.148 | 97.69 | 1.024 | -0.11 | 1.240 | 1.458 |
| | WLAN5GHz | 802.11n-HT20 MCS0 | Left Side | 0mm | Ant 4+3(3) | 1 | 132 | 5660 | 15.40 | 16.00 | 1.148 | 97.69 | 1.024 | 0.12 | 1.530 | 1.799 |
| | WLAN5GHz | 802.11n-HT20 MCS0 | Left Side | 0mm | Ant 4+3(3) | 1 | 100 | 5500 | 15.30 | 16.00 | 1.175 | 97.69 | 1.024 | 0.1 | 0.771 | 0.928 |
| | WLAN5GHz | 802.11n-HT20 MCS0 | Left Side | 0mm | Ant 4+3(3) | 1 | 116 | 5580 | 15.30 | 16.00 | 1.175 | 97.69 | 1.024 | 0.17 | 0.866 | 1.042 |
| | WLAN5GHz | 802.11n-HT20 MCS0 | Left Side | 0mm | Ant 4+3(3) | 1 | 124 | 5620 | 15.10 | 16.00 | 1.230 | 97.69 | 1.024 | 0.17 | 0.941 | 1.185 |
| 91 | WLAN5GHz | 802.11n-HT20 MCS0 | Left Side | 0mm | Ant 4+3(3) | 1 | 144 | 5720 | 15.40 | 16.00 | 1.148 | 97.69 | 1.024 | 0.15 | 1.670 | 1.963 |
| | WLAN5GHz | 802.11n-HT20 MCS0 | Right Side | 0mm | Ant 4+3(4) | 1 | 132 | 5660 | 17.30 | 18.00 | 1.175 | 97.69 | 1.024 | 0.15 | 0.619 | 0.745 |
| | WLAN5GHz | 802.11n-HT20 MCS0 | Top Side | 0mm | Ant 4+3(4) | 1 | 132 | 5660 | 17.30 | 18.00 | 1.175 | 97.69 | 1.024 | 0.14 | 0.776 | 0.934 |
| | WLAN5GHz | 802.11a 6Mbps | Left Side | 0mm | Ant 4+3(3) | 1 | 157 | 5785 | 15.80 | 16.00 | 1.047 | 97.83 | 1.022 | -0.04 | 1.630 | 1.744 |
| | WLAN5GHz | 802.11a 6Mbps | Left Side | 0mm | Ant 4+3(3) | 1 | 149 | 5745 | 15.60 | 16.00 | 1.096 | 97.83 | 1.022 | 0.14 | 1.840 | 2.062 |
| 92 | WLAN5GHz | 802.11a 6Mbps | Left Side | 0mm | Ant 4+3(3) | 1 | 165 | 5825 | 15.80 | 16.00 | 1.047 | 97.83 | 1.022 | 0.18 | 1.990 | 2.130 |

### <LTE SAR>

| Plot No. | Band | BW (MHz) | Modulation | RB Size | RB offset | Test Position | Gap (mm) | Output Power State | Ch. | Freq. (MHz) | configure | Average Power (dBm) | Tune-Up Limit (dBm) | Tune-up Scaling Factor | Power Drift (dB) | Measured 10g SAR (W/kg) | Reported 10g SAR (W/kg) |
|---|---|---|---|---|---|---|---|---|---|---|---|---|---|---|---|---|---|
| | LTE Band 66_Ant 0 | 20M | QPSK | 1 | 0 | Back | 10mm | DSI 4 | 132072 | 1720 | config 1 | 20.26 | 21.60 | 1.361 | 0.03 | 2.020 | 2.750 |
| | LTE Band 66_Ant 0 | 20M | QPSK | 1 | 0 | Back | 10mm | DSI 4 | 132322 | 1745 | config 1 | 20.23 | 21.60 | 1.371 | 0.01 | 1.960 | 2.687 |
| | LTE Band 66_Ant 0 | 20M | QPSK | 1 | 0 | Back | 10mm | DSI 4 | 132572 | 1770 | config 1 | 20.24 | 21.60 | 1.368 | 0.04 | 2.090 | 2.859 |
| | LTE Band 66_Ant 0 | 20M | QPSK | 50 | 0 | Back | 10mm | DSI 4 | 132322 | 1745 | config 1 | 20.33 | 21.60 | 1.340 | 0.12 | 2.160 | 2.894 |
| 93 | LTE Band 66_Ant 0 | 20M | QPSK | 50 | 0 | Back | 10mm | DSI 4 | 132072 | 1720 | config 1 | 20.40 | 21.60 | 1.318 | 0.17 | 2.270 | 2.992 |
| | LTE Band 66_Ant 0 | 20M | QPSK | 50 | 0 | Back | 10mm | DSI 4 | 132572 | 1770 | config 1 | 20.26 | 21.60 | 1.361 | 0.07 | 1.540 | 2.097 |
| | LTE Band 66_Ant 0 | 20M | QPSK | 100 | 0 | Back | 10mm | DSI 4 | 132072 | 1720 | config 1 | 20.43 | 21.60 | 1.309 | -0.04 | 1.960 | 2.566 |

## 14.5 Repeated SAR Measurement

| No. | Band | Mode | Test Position | Gap (mm) | Antenna | Output Power State / Table | Ch. | Freq. (MHz) | configure | Average Power (dBm) | Tune-Up Limit (dBm) | Tune-up Scaling Factor | Duty Cycle % | Duty Cycle Scaling Factor | Power Drift (dB) | Measured 1g SAR (W/kg) | Ratio | Reported 1g SAR (W/kg) |
|---|---|---|---|---|---|---|---|---|---|---|---|---|---|---|---|---|---|---|
| 1st | LTE Band 41C | 20M_QPSK_1_0 | Back | 10mm | Ant 2 | DSI 4/8 | 41490+41292 | 2680 | Config 0 | 25.70 | 25.70 | 1.000 | 62.9 | 1.006 | 0.04 | 0.979 | - | 0.985 |
| 2nd | LTE Band 41C | 20M_QPSK_1_0 | Back | 10mm | Ant 2 | DSI 4/8 | 41490+41292 | 2680 | Config 0 | 25.70 | 25.70 | 1.000 | 62.9 | 1.006 | 0.06 | 0.961 | 1.02 | 0.967 |
| 1st | LTE Band 66 | 20M_QPSK_100_0 | Right Cheek | 10mm | Ant 0 | DSI 4 | 132072 | 1720 | Config 1 | 20.43 | 21.60 | 1.309 | | | -0.03 | 0.914 | - | 1.197 |
| 2nd | LTE Band 66 | 20M_QPSK_100_0 | Right Cheek | 10mm | Ant 0 | DSI 4 | 132072 | 1720 | Config 1 | 20.43 | 21.60 | 1.309 | | | -0.03 | 0.900 | 1.02 | 1.178 |
| 1st | n5 | 20M_BPSK_50_28 | Right Cheek | 0mm | Ant 1 | DSI 2 | 167300 | 836.5 | Config 1 | 23.38 | 24.30 | 1.236 | | | -0.11 | 0.959 | - | 1.185 |
| 2nd | n5 | 20M_BPSK_50_28 | Right Cheek | 0mm | Ant 1 | DSI 2 | 167300 | 836.5 | Config 1 | 23.38 | 24.30 | 1.236 | | | -0.15 | 0.941 | 1.02 | 1.163 |
| 1st | n71 | 20M_BPSK_50_28 | Right Cheek | 0mm | Ant 1 | DSI 2 | 136100 | 680.5 | Config 1 | 24.37 | 25.70 | 1.358 | | | -0.13 | 0.845 | - | 1.148 |
| 2nd | n71 | 20M_BPSK_50_28 | Right Cheek | 0mm | Ant 1 | DSI 2 | 136100 | 680.5 | Config 1 | 24.37 | 25.70 | 1.358 | | | -0.12 | 0.795 | 1.06 | 1.080 |
| 1st | n25 | 20M_BPSK_1_1 | Back | 10mm | Ant 0 | DSI 4 | 381000 | 1905 | Config 1 | 19.29 | 20.50 | 1.321 | | | -0.08 | 0.906 | - | 1.197 |
| 2nd | n25 | 20M_BPSK_1_1 | Back | 10mm | Ant 0 | DSI 4 | 381000 | 1905 | Config 1 | 19.29 | 20.50 | 1.324 | | | -0.07 | 0.882 | 1.02 | 1.168 |
| 1st | WLAN5GHz- | 802.11n-HT20 MCS0 | Back | 10mm | Ant 4+3(4) | 1 | 144 | 5720 | | 17.10 | 17.50 | 1.096 | 97.69 | 1.024 | -0.15 | 0.107 | - | 0.120 |
| | WLAN5GHz- | 802.11n-HT20 MCS0 | Back | 10mm | Ant 4+3(4) | 1 | 144 | 5720 | | 15.40 | 16.00 | 1.148 | 97.69 | 1.024 | -0.15 | 0.957 | - | 1.125 |
| 2nd | WLAN5GHz- | 802.11n-HT20 MCS0 | Back | 10mm | Ant 4+3(4) | 1 | 144 | 5720 | | 17.10 | 17.50 | 1.096 | 97.69 | 1.024 | -0.1 | 0.121 | 0.89 | 0.136 |
| | WLAN5GHz- | 802.11n-HT20 MCS0 | Back | 10mm | Ant 4+3(4) | 1 | 144 | 5720 | | 15.40 | 16.00 | 1.148 | 97.69 | 1.024 | -0.1 | 0.926 | 1.03 | 1.089 |
| 1st | WLAN5GHz- | 802.11a 6Mbps | Back | 10mm | Ant 4+3(4) | 1 | 165 | 5825 | | 18.20 | 18.50 | 1.072 | 97.83 | 1.022 | -0.18 | 0.092 | - | 0.101 |
| | WLAN5GHz- | 802.11a 6Mbps | Back | 10mm | Ant 4+3(4) | 1 | 165 | 5825 | | 15.80 | 16.00 | 1.047 | 97.83 | 1.022 | -0.18 | 1.060 | - | 1.134 |
| 2nd | WLAN5GHz- | 802.11a 6Mbps | Back | 10mm | Ant 4+3(4) | 1 | 165 | 5825 | | 18.20 | 18.50 | 1.072 | 97.83 | 1.022 | -0.12 | 0.090 | 1.02 | 0.099 |
| | WLAN5GHz- | 802.11a 6Mbps | Back | 10mm | Ant 4+3(4) | 1 | 165 | 5825 | | 15.80 | 16.00 | 1.047 | 97.83 | 1.022 | -0.12 | 1.030 | 1.03 | 1.102 |

| No. | Band | BW (MHz) | Modulation | RB Size | RB offset | Test Position | Gap (mm) | Output Power State | Ch. | Freq. (MHz) | configure | Average Power (dBm) | Tune-Up Limit (dBm) | Tune-up Scaling Factor | Power Drift (dB) | Measured 10g SAR (W/kg) | Ratio | Reported 10g SAR (W/kg) |
|---|---|---|---|---|---|---|---|---|---|---|---|---|---|---|---|---|---|---|
| 1st | LTE Band 66_Ant 0 | 20M | QPSK | 50 | 0 | Back | 10mm | DSI 4 | 132072 | 1720 | config 1 | 20.40 | 21.60 | 1.318 | 0.17 | 2.270 | - | 2.992 |
| 2nd | LTE Band 66_Ant 0 | 20M | QPSK | 50 | 0 | Back | 0mm | DSI 4 | 132072 | 1720 | config 1 | 20.40 | 21.60 | 1.318 | 0.07 | 2.240 | 1.01 | 2.953 |

**General Note:**

1. Per KDB 865664 D01v01r04, for each frequency band, repeated SAR measurement is required only when the measured SAR is ≥0.8W/kg.
2. Per KDB 865664 D01v01r04, if the ratio among the repeated measurement is ≤ 1.2 and the measured SAR <1.45W/kg, only one repeated measurement is required.
3. Per KDB 865664 D01v01r04, if the extremity repeated SAR is necessary, the same procedures should be adapted for measurements according to extremity and occupational exposure limits by applying a factor of 2.5 for extremity exposure and a factor of 5 for occupational exposure to the corresponding SAR thresholds. => 10g SAR used
4. The ratio is the difference in percentage between original and repeated *measured SAR*.
5. All measurement SAR result is scaled-up to account for tune-up tolerance and is compliant.

## 14.6 LTE Band 41 Power Class 2 and Power Class 3 Linearity

This device support Power Class 2 and Power Class 3 operations for LTE Band 41. The highest available duty cycle for Power Class 2 operation is 43.3% using UL-DL configuration 1. Per FCC Guidance based on the device behavior, all SAR tests were performed using Power Class 3. Power Class 2 is tested using the highest SAR test configuration in Power Class 3 for each LTE configuration and exposure condition combination, according to the highest time averaged power for all applicable uplink-downlink configurations in Power Class 2. When the reported SAR vs. output power is linearly scaled with < 10% discrepancy between power classes and all reported SAR are < 1.4 W/kg, Separate SAR testing for Power Class 2 is not required

**<LTE Band 41 Linearity Data for Head>**

| Config 0 | | |
|---|---|---|
| Standalone | LTE Band 41 | LTE Band 41 |
| | (Power Class 3) | (Power Class 2) |
| Maximum Tune up Power (dBm) | 25.7 | 27 |
| Reported 1g SAR (W/kg) | 0.205 | 0.178 |
| Duty Cycle | 63.30% | 43.30% |
| Frame Averaged (mW) | 235.18 | 217.01 |
| Linearity SAR(W/kg) | 0.19 | |
| % deviation from expected linearity | | -5.90% |

| Config 1 | | |
|---|---|---|
| Standalone | LTE Band 41 | LTE Band 41 |
| | (Power Class 3) | (Power Class 2) |
| Maximum Tune up Power (dBm) | 25.7 | 27.5 |
| Reported 1g SAR (W/kg) | 0.393 | 0.376 |
| Duty Cycle | 63.30% | 43.30% |
| Frame Averaged (mW) | 235.18 | 243.49 |
| Linearity SAR(W/kg) | 0.41 | |
| % deviation from expected linearity | | -7.59% |

**<LTE Band 41 Linearity Data for Hotspot>**

| Config 0 | | |
|---|---|---|
| Standalone | LTE Band 41 | LTE Band 41 |
| | (Power Class 3) | (Power Class 2) |
| Maximum Tune up Power (dBm) | 25.7 | 27 |
| Reported 1g SAR (W/kg) | 0.999 | 0.874 |
| Duty Cycle | 63.30% | 43.30% |
| Frame Averaged (mW) | 235.18 | 217.01 |
| Linearity SAR(W/kg) | 0.92 | |
| % deviation from expected linearity | | -5.19% |

| Config 1 | | |
|---|---|---|
| Standalone | LTE Band 41 | LTE Band 41 |
| | (Power Class 3) | (Power Class 2) |
| Maximum Tune up Power (dBm) | 22.8 | 24.6 |
| Reported 1g SAR (W/kg) | 0.933 | 0.885 |
| Duty Cycle | 63.30% | 43.30% |
| Frame Averaged (mW) | 120.62 | 124.88 |
| Linearity SAR(W/kg) | 0.97 | |
| % deviation from expected linearity | | -8.38% |

**<LTE Band 41 Linearity Data for Body-worn>**

| Config 0 | | |
|---|---|---|
| Standalone | LTE Band 41 | LTE Band 41 |
| | (Power Class 3) | (Power Class 2) |
| Maximum Tune up Power (dBm) | 25.7 | 27 |
| Reported 1g SAR (W/kg) | 0.999 | 0.874 |
| Duty Cycle | 63.30% | 43.30% |
| Frame Averaged (mW) | 235.18 | 217.01 |
| Linearity SAR(W/kg) | 0.92 | |
| % deviation from expected linearity | | -5.19% |

| Config 1 | | |
|---|---|---|
| Standalone | LTE Band 41 | LTE Band 41 |
| | (Power Class 3) | (Power Class 2) |
| Maximum Tune up Power (dBm) | 22.8 | 24.6 |
| Reported 1g SAR (W/kg) | 0.933 | 0.885 |
| Duty Cycle | 63.30% | 43.30% |
| Frame Averaged (mW) | 120.62 | 124.88 |
| Linearity SAR(W/kg) | 0.97 | |
| % deviation from expected linearity | | -8.38% |

# 15. Simultaneous Transmission Analysis

| Config | Mode | Capable TX Configurations |
|---|---|---|
| 1 | WWAN OFF (Cellular off) | WiFi 5G SISO (Chain0) + Bluetooth |
| 2 | | WiFi 5G SISO (Chain1) + Bluetooth |
| 3 | | WiFi 5G MIMO + Bluetooth |
| 4 | | WiFi 5G SISO (Chain1) |
| 5 | | WiFi 5G SISO (Chain0) |
| 6 | | WiFi 5G MIMO |
| 7 | | WiFi 2.4G SISO (Chain1) |
| 8 | | WiFi 2.4G SISO (Chain0) |
| 9 | | WiFi 2.4G MIMO/CDD |
| 10 | | Bluetooth |
| 11 | | WiFi 2.4G SISO (Chain0) + WiFi 5G SISO (Chain1) |
| 12 | WWAN ON + FR1 (Cellular on) | WiFi 5G SISO (Chain0) + Bluetooth |
| 13 | | WiFi 5G SISO (Chain1) + Bluetooth |
| 14 | | WiFi 5G MIMO + Bluetooth |
| 15 | | WiFi 5G SISO (Chain1) |
| 16 | | WiFi 5G SISO (Chain0) |
| 17 | | WiFi 5G MIMO |
| 18 | | WiFi 2.4G SISO (Chain1) |
| 19 | | WiFi 2.4G SISO (Chain0) |
| 20 | | WiFi 2.4G MIMO/CDD |
| 21 | | Bluetooth |
| 22 | | WiFi 2.4G SISO (Chain0) + WiFi 5G SISO (Chain1) |

**General Note:**

1. Simultaneous operation at maximum power levels when the device is neither against the body nor the head (i.e. in a mobile RF exposure condition) is addressed in Sporton's test report FA022521-02B
2. This device WLAN 2.4GHz / 5.2GHz / 5.8GHz supports Hotspot operation and Bluetooth support tethering applications.
3. The worst case WLAN reported SAR for each configuration was used for SAR summation, regardless of whether the WLAN channel has WiFi Direct and Hotspot capability. Therefore, the following summations represent the absolute worst cases for simultaneous transmission with WLAN.
4. The Scaled SAR summation is calculated based on the same configuration and test position.
5. Per KDB 447498 D01v06, simultaneous transmission SAR is compliant if,
   i) Scalar SAR summation < 1.6W/kg.
   ii) SPLSR = (SAR1 + SAR2)^1.5 / (min. separation distance, mm), and the peak separation distance is determined from the square root of [(x1-x2)2 + (y1-y2)2 + (z1-z2)2], where (x1, y1, z1) and (x2, y2, z2) are the coordinates of the extrapolated peak SAR locations in the zoom scan.
   iii) If SPLSR ≤ 0.04 for 1g SAR, if SPLSR < 0.1 for 10g SAR, simultaneously transmission SAR measurement is not necessary.
   iv) Simultaneously transmission SAR measurement, and the reported multi-band SAR < 1.6W/kg.

## 15.1 5G NR + LTE + WLAN + BT Sim-Tx analysis

In 5G NR + LTE + WLAN + BT simultaneous transmission, 5G NR and LTE transmission are managed and controlled by Qualcomm® Smart Transmit, while the RF exposure from WLAN and BT radios is managed using legacy approach, i.e., through a fixed power back-off if needed.

Since WLAN and BT do not employ time-averaging, 1gSAR and 10gSAR measurement for WLAN and BT need to be conducted at their corresponding rated power following current FCC test procedures to determine reported SAR values.

Smart Transmit current implementation assumes hotspots from 5G NR and LTE are collocated. Therefore, for a total of 100% exposure margin, if LTE uses x%, then the exposure margin left for 5G NR is capped to (100-x)%. Thus, the compliance equation for LTE + 5G NR is

$$x\% * A + (100-x)\% * B \leq 1.0,$$

Where, A is normalized reported time-averaged SAR exposure ratio from LTE, and A ≤ 1.0; B is normalized reported time-averaged exposure ratio from 5G NR (i.e., PD exposure for 5G FR2 or SAR exposure for 5G FR1), and B ≤1.0.

Let C = normalized reported SAR exposure ratio from WLAN+BT, then for compliance,

$$x\% * A + (100-x)\% * B + C \leq 1.0 \qquad (1)$$

$$x\% * A + (100-x)\% * B \leq x\% * \max(A, B) + (100-x)\% * \max(A, B) \leq \max(A, B)$$

$$x\% * A + (100-x)\% * B + C \leq \max(A, B) + C \leq 1.0 \qquad (2)$$

if A + C ≤ 1.0 and B + C ≤ 1.0 can be proven, then “x% * A + (100-x)% * B + C ≤ 1.0”. Therefore simultaneous transmission analysis for 5G NR + LTE + WLAN + BT can be performed in two steps

Step 1: Prove total exposure ratio (TER) of LTE + WLAN + BT < 1
Step 2: Prove total exposure ratio (TER) of 5G NR + WLAN + BT < 1

## 15.2 Head Exposure Conditions

### <Standalone_WWAN OFF>

| Exposure Position | 1<br>2.4GHz WLAN Ant 4<br>1g SAR (W/kg) | 2<br>2.4GHz WLAN Ant 4+3<br>1g SAR (W/kg) | 3<br>5GHz WLAN Ant 3<br>1g SAR (W/kg) | 4<br>5GHz WLAN Ant 4+3<br>1g SAR (W/kg) | 5<br>Bluetooth Ant 4<br>1g SAR (W/kg) | 6<br>5GHz WLAN Ant 4<br>1g SAR (W/kg) | 7<br>2.4GHz WLAN Ant 3<br>1g SAR (W/kg) | 1+3 Summed 1g SAR (W/kg) | 3+5 Summed 1g SAR (W/kg) | 4+5 Summed 1g SAR (W/kg) | 5+6 Summed 1g SAR (W/kg) |
|---|---|---|---|---|---|---|---|---|---|---|---|
| Right Cheek | 0.091 | 0.448 | 0.198 | 0.232 | 0.057 | 0.204 | 0.248 | **0.289** | **0.255** | **0.289** | **0.261** |
| Right Tilted | 0.076 | 0.119 | 0.021 | 0.234 | 0.049 | 0.249 | 0.043 | **0.097** | **0.070** | **0.283** | **0.298** |
| Left Cheek | 0.352 | 0.525 | 0.190 | 0.221 | 0.284 | 0.291 | 0.246 | **0.542** | **0.474** | **0.505** | **0.575** |
| Left Tilted | 0.276 | 0.396 | 0.016 | 0.385 | 0.153 | 0.415 | 0.032 | **0.292** | **0.169** | **0.538** | **0.568** |

### <Simultaneous Transmission is active_WWAN ON>
### <Config 0>

| WWAN Band | Exposure Position | 1<br>WWAN<br>1g SAR (W/kg) | 2<br>2.4GHz WLAN Ant 4<br>1g SAR (W/kg) | 3<br>2.4GHz WLAN Ant 4+3<br>1g SAR (W/kg) | 4<br>5GHz WLAN Ant 3<br>1g SAR (W/kg) | 5<br>5GHz WLAN Ant 4+3<br>1g SAR (W/kg) | 6<br>Bluetooth Ant 4<br>1g SAR (W/kg) | 7<br>5GHz WLAN Ant 4<br>1g SAR (W/kg) | 8<br>2.4GHz WLAN Ant 3<br>1g SAR (W/kg) | 1+3 Summed 1g SAR (W/kg) | 1+2+4 Summed 1g SAR (W/kg) | 1+4+6 Summed 1g SAR (W/kg) | 1+5+6 Summed 1g SAR (W/kg) | 1+6+7 Summed 1g SAR (W/kg) | 1+8 Summed 1g SAR (W/kg) | 1+6 Summed 1g SAR (W/kg) |
|---|---|---|---|---|---|---|---|---|---|---|---|---|---|---|---|---|
| GSM850_Ant 0 | Right Cheek | 0.383 | 0.091 | 0.448 | 0.198 | 0.232 | 0.057 | 0.204 | 0.248 | **0.831** | **0.672** | **0.638** | **0.672** | **0.644** | **0.631** | **0.440** |
| | Right Tilted | 0.209 | 0.076 | 0.119 | 0.021 | 0.234 | 0.049 | 0.249 | 0.043 | **0.328** | **0.306** | **0.279** | **0.492** | **0.507** | **0.252** | **0.258** |
| | Left Cheek | 0.490 | 0.352 | 0.525 | 0.190 | 0.221 | 0.284 | 0.291 | 0.246 | **1.015** | **1.032** | **0.964** | **0.995** | **1.065** | **0.736** | **0.774** |
| | Left Tilted | 0.214 | 0.276 | 0.396 | 0.016 | 0.385 | 0.153 | 0.415 | 0.032 | **0.610** | **0.506** | **0.383** | **0.752** | **0.782** | **0.246** | **0.367** |
| GSM1900_Ant 2 | Right Cheek | 0.473 | 0.091 | 0.448 | 0.198 | 0.232 | 0.057 | 0.204 | 0.248 | **0.921** | **0.762** | **0.728** | **0.762** | **0.734** | **0.721** | **0.530** |
| | Right Tilted | 0.325 | 0.076 | 0.119 | 0.021 | 0.234 | 0.049 | 0.249 | 0.043 | **0.444** | **0.422** | **0.395** | **0.608** | **0.623** | **0.368** | **0.374** |
| | Left Cheek | 0.308 | 0.352 | 0.525 | 0.190 | 0.221 | 0.284 | 0.291 | 0.246 | **0.833** | **0.850** | **0.782** | **0.813** | **0.883** | **0.554** | **0.592** |
| | Left Tilted | 0.271 | 0.276 | 0.396 | 0.016 | 0.385 | 0.153 | 0.415 | 0.032 | **0.667** | **0.563** | **0.440** | **0.809** | **0.839** | **0.303** | **0.424** |
| WCDMA II_Ant 2 | Right Cheek | 0.857 | 0.091 | 0.448 | 0.198 | 0.232 | 0.057 | 0.204 | 0.248 | **1.305** | **1.146** | **1.112** | **1.146** | **1.118** | **1.105** | **0.914** |
| | Right Tilted | 0.485 | 0.076 | 0.119 | 0.021 | 0.234 | 0.049 | 0.249 | 0.043 | **0.604** | **0.582** | **0.555** | **0.768** | **0.783** | **0.528** | **0.534** |
| | Left Cheek | 0.446 | 0.352 | 0.525 | 0.190 | 0.221 | 0.284 | 0.291 | 0.246 | **0.971** | **0.988** | **0.920** | **0.951** | **1.021** | **0.692** | **0.730** |
| | Left Tilted | 0.456 | 0.276 | 0.396 | 0.016 | 0.385 | 0.153 | 0.415 | 0.032 | **0.852** | **0.748** | **0.625** | **0.994** | **1.024** | **0.488** | **0.609** |
| WCDMA IV_Ant 2 | Right Cheek | 0.577 | 0.091 | 0.448 | 0.198 | 0.232 | 0.057 | 0.204 | 0.248 | **1.025** | **0.866** | **0.832** | **0.866** | **0.838** | **0.825** | **0.634** |
| | Right Tilted | 0.377 | 0.076 | 0.119 | 0.021 | 0.234 | 0.049 | 0.249 | 0.043 | **0.496** | **0.474** | **0.447** | **0.660** | **0.675** | **0.420** | **0.426** |
| | Left Cheek | 0.434 | 0.352 | 0.525 | 0.190 | 0.221 | 0.284 | 0.291 | 0.246 | **0.959** | **0.976** | **0.908** | **0.939** | **1.009** | **0.680** | **0.718** |
| | Left Tilted | 0.357 | 0.276 | 0.396 | 0.016 | 0.385 | 0.153 | 0.415 | 0.032 | **0.753** | **0.649** | **0.526** | **0.895** | **0.925** | **0.389** | **0.510** |
| WCDMA V_Ant 0 | Right Cheek | 0.387 | 0.091 | 0.448 | 0.198 | 0.232 | 0.057 | 0.204 | 0.248 | **0.835** | **0.676** | **0.642** | **0.676** | **0.648** | **0.635** | **0.444** |
| | Right Tilted | 0.173 | 0.076 | 0.119 | 0.021 | 0.234 | 0.049 | 0.249 | 0.043 | **0.292** | **0.270** | **0.243** | **0.456** | **0.471** | **0.216** | **0.222** |
| | Left Cheek | 0.337 | 0.352 | 0.525 | 0.190 | 0.221 | 0.284 | 0.291 | 0.246 | **0.862** | **0.879** | **0.811** | **0.842** | **0.912** | **0.583** | **0.621** |
| | Left Tilted | 0.176 | 0.276 | 0.396 | 0.016 | 0.385 | 0.153 | 0.415 | 0.032 | **0.572** | **0.468** | **0.345** | **0.714** | **0.744** | **0.208** | **0.329** |
| CDMA BC0_Ant 0 | Right Cheek | 0.580 | 0.091 | 0.448 | 0.198 | 0.232 | 0.057 | 0.204 | 0.248 | **1.028** | **0.869** | **0.835** | **0.869** | **0.841** | **0.828** | **0.637** |
| | Right Tilted | 0.247 | 0.076 | 0.119 | 0.021 | 0.234 | 0.049 | 0.249 | 0.043 | **0.366** | **0.344** | **0.317** | **0.530** | **0.545** | **0.290** | **0.296** |
| | Left Cheek | 0.431 | 0.352 | 0.525 | 0.190 | 0.221 | 0.284 | 0.291 | 0.246 | **0.956** | **0.973** | **0.905** | **0.936** | **1.006** | **0.677** | **0.715** |
| | Left Tilted | 0.244 | 0.276 | 0.396 | 0.016 | 0.385 | 0.153 | 0.415 | 0.032 | **0.640** | **0.536** | **0.413** | **0.782** | **0.812** | **0.276** | **0.397** |
| CDMA BC1_Ant 2 | Right Cheek | 0.852 | 0.091 | 0.448 | 0.198 | 0.232 | 0.057 | 0.204 | 0.248 | **1.300** | **1.141** | **1.107** | **1.141** | **1.113** | **1.100** | **0.909** |
| | Right Tilted | 0.257 | 0.076 | 0.119 | 0.021 | 0.234 | 0.049 | 0.249 | 0.043 | **0.376** | **0.354** | **0.327** | **0.540** | **0.555** | **0.300** | **0.306** |
| | Left Cheek | 0.134 | 0.352 | 0.525 | 0.190 | 0.221 | 0.284 | 0.291 | 0.246 | **0.659** | **0.676** | **0.608** | **0.639** | **0.709** | **0.380** | **0.418** |
| | Left Tilted | 0.100 | 0.276 | 0.396 | 0.016 | 0.385 | 0.153 | 0.415 | 0.032 | **0.496** | **0.392** | **0.269** | **0.638** | **0.668** | **0.132** | **0.253** |
| CDMA BC10_Ant 0 | Right Cheek | 0.433 | 0.091 | 0.448 | 0.198 | 0.232 | 0.057 | 0.204 | 0.248 | **0.881** | **0.722** | **0.688** | **0.722** | **0.694** | **0.681** | **0.490** |
| | Right Tilted | 0.238 | 0.076 | 0.119 | 0.021 | 0.234 | 0.049 | 0.249 | 0.043 | **0.357** | **0.335** | **0.308** | **0.521** | **0.536** | **0.281** | **0.287** |
| | Left Cheek | 0.408 | 0.352 | 0.525 | 0.190 | 0.221 | 0.284 | 0.291 | 0.246 | **0.933** | **0.950** | **0.882** | **0.913** | **0.983** | **0.654** | **0.692** |
| | Left Tilted | 0.240 | 0.276 | 0.396 | 0.016 | 0.385 | 0.153 | 0.415 | 0.032 | **0.636** | **0.532** | **0.409** | **0.778** | **0.808** | **0.272** | **0.393** |
| LTE Band 7_Ant 2 | Right Cheek | 0.333 | 0.091 | 0.448 | 0.198 | 0.232 | 0.057 | 0.204 | 0.248 | **0.781** | **0.622** | **0.588** | **0.622** | **0.594** | **0.581** | **0.390** |
| | Right Tilted | 0.125 | 0.076 | 0.119 | 0.021 | 0.234 | 0.049 | 0.249 | 0.043 | **0.244** | **0.222** | **0.195** | **0.408** | **0.423** | **0.168** | **0.174** |
| | Left Cheek | 0.256 | 0.352 | 0.525 | 0.190 | 0.221 | 0.284 | 0.291 | 0.246 | **0.781** | **0.798** | **0.730** | **0.761** | **0.831** | **0.502** | **0.540** |
| | Left Tilted | 0.229 | 0.276 | 0.396 | 0.016 | 0.385 | 0.153 | 0.415 | 0.032 | **0.625** | **0.521** | **0.398** | **0.767** | **0.797** | **0.261** | **0.382** |

| WWAN Band | Exposure Position | 1 | 2 | 3 | 4 | 5 | 6 | 7 | 8 | 1+3 Summed 1g SAR (W/kg) | 1+2+4 Summed 1g SAR (W/kg) | 1+4+6 Summed 1g SAR (W/kg) | 1+5+6 Summed 1g SAR (W/kg) | 1+6+7 Summed 1g SAR (W/kg) | 1+8 Summed 1g SAR (W/kg) | 1+6 Summed 1g SAR (W/kg) |
|---|---|---|---|---|---|---|---|---|---|---|---|---|---|---|---|---|
| | | WWAN | 2.4GHz WLAN Ant 4 | 2.4GHz WLAN Ant 4+3 | 5GHz WLAN Ant 3 | 5GHz WLAN Ant 4+3 | Bluetooth Ant 4 | 5GHz WLAN Ant 4 | 2.4GHz WLAN Ant 3 | | | | | | | |
| | | 1g SAR (W/kg) | 1g SAR (W/kg) | 1g SAR (W/kg) | 1g SAR (W/kg) | 1g SAR (W/kg) | 1g SAR (W/kg) | 1g SAR (W/kg) | 1g SAR (W/kg) | | | | | | | |
| LTE Band 12_Ant 0 | Right Cheek | 0.312 | 0.091 | 0.448 | 0.198 | 0.232 | 0.057 | 0.204 | 0.248 | **0.760** | **0.601** | **0.567** | **0.601** | **0.573** | **0.560** | **0.369** |
| | Right Tilted | 0.155 | 0.076 | 0.119 | 0.021 | 0.234 | 0.049 | 0.249 | 0.043 | **0.274** | **0.252** | **0.225** | **0.438** | **0.453** | **0.198** | **0.204** |
| | Left Cheek | 0.363 | 0.352 | 0.525 | 0.190 | 0.221 | 0.284 | 0.291 | 0.246 | **0.888** | **0.905** | **0.837** | **0.868** | **0.938** | **0.609** | **0.647** |
| | Left Tilted | 0.169 | 0.276 | 0.396 | 0.016 | 0.385 | 0.153 | 0.415 | 0.032 | **0.565** | **0.461** | **0.338** | **0.707** | **0.737** | **0.201** | **0.322** |
| LTE Band 13_Ant 0 | Right Cheek | 0.406 | 0.091 | 0.448 | 0.198 | 0.232 | 0.057 | 0.204 | 0.248 | **0.854** | **0.695** | **0.661** | **0.695** | **0.667** | **0.654** | **0.463** |
| | Right Tilted | 0.233 | 0.076 | 0.119 | 0.021 | 0.234 | 0.049 | 0.249 | 0.043 | **0.352** | **0.330** | **0.303** | **0.516** | **0.531** | **0.276** | **0.282** |
| | Left Cheek | 0.406 | 0.352 | 0.525 | 0.190 | 0.221 | 0.284 | 0.291 | 0.246 | **0.931** | **0.948** | **0.880** | **0.911** | **0.981** | **0.652** | **0.690** |
| | Left Tilted | 0.244 | 0.276 | 0.396 | 0.016 | 0.385 | 0.153 | 0.415 | 0.032 | **0.640** | **0.536** | **0.413** | **0.782** | **0.812** | **0.276** | **0.397** |
| LTE Band 14_Ant 0 | Right Cheek | 0.440 | 0.091 | 0.448 | 0.198 | 0.232 | 0.057 | 0.204 | 0.248 | **0.888** | **0.729** | **0.695** | **0.729** | **0.701** | **0.688** | **0.497** |
| | Right Tilted | 0.240 | 0.076 | 0.119 | 0.021 | 0.234 | 0.049 | 0.249 | 0.043 | **0.359** | **0.337** | **0.310** | **0.523** | **0.538** | **0.283** | **0.289** |
| | Left Cheek | 0.432 | 0.352 | 0.525 | 0.190 | 0.221 | 0.284 | 0.291 | 0.246 | **0.957** | **0.974** | **0.906** | **0.937** | **1.007** | **0.678** | **0.716** |
| | Left Tilted | 0.267 | 0.276 | 0.396 | 0.016 | 0.385 | 0.153 | 0.415 | 0.032 | **0.663** | **0.559** | **0.436** | **0.805** | **0.835** | **0.299** | **0.420** |
| LTE Band 25_Ant 2 | Right Cheek | 0.821 | 0.091 | 0.448 | 0.198 | 0.232 | 0.057 | 0.204 | 0.248 | **1.269** | **1.110** | **1.076** | **1.110** | **1.082** | **1.069** | **0.878** |
| | Right Tilted | 0.376 | 0.076 | 0.119 | 0.021 | 0.234 | 0.049 | 0.249 | 0.043 | **0.495** | **0.473** | **0.446** | **0.659** | **0.674** | **0.419** | **0.425** |
| | Left Cheek | 0.444 | 0.352 | 0.525 | 0.190 | 0.221 | 0.284 | 0.291 | 0.246 | **0.969** | **0.986** | **0.918** | **0.949** | **1.019** | **0.690** | **0.728** |
| | Left Tilted | 0.318 | 0.276 | 0.396 | 0.016 | 0.385 | 0.153 | 0.415 | 0.032 | **0.714** | **0.610** | **0.487** | **0.856** | **0.886** | **0.350** | **0.471** |
| LTE Band 26_Ant 0 | Right Cheek | 0.381 | 0.091 | 0.448 | 0.198 | 0.232 | 0.057 | 0.204 | 0.248 | **0.829** | **0.670** | **0.636** | **0.670** | **0.642** | **0.629** | **0.438** |
| | Right Tilted | 0.207 | 0.076 | 0.119 | 0.021 | 0.234 | 0.049 | 0.249 | 0.043 | **0.326** | **0.304** | **0.277** | **0.490** | **0.505** | **0.250** | **0.256** |
| | Left Cheek | 0.390 | 0.352 | 0.525 | 0.190 | 0.221 | 0.284 | 0.291 | 0.246 | **0.915** | **0.932** | **0.864** | **0.895** | **0.965** | **0.636** | **0.674** |
| | Left Tilted | 0.223 | 0.276 | 0.396 | 0.016 | 0.385 | 0.153 | 0.415 | 0.032 | **0.619** | **0.515** | **0.392** | **0.761** | **0.791** | **0.255** | **0.376** |
| LTE Band 30_Ant 2 | Right Cheek | 0.155 | 0.091 | 0.448 | 0.198 | 0.232 | 0.057 | 0.204 | 0.248 | **0.603** | **0.444** | **0.410** | **0.444** | **0.416** | **0.403** | **0.212** |
| | Right Tilted | 0.054 | 0.076 | 0.119 | 0.021 | 0.234 | 0.049 | 0.249 | 0.043 | **0.173** | **0.151** | **0.124** | **0.337** | **0.352** | **0.097** | **0.103** |
| | Left Cheek | 0.100 | 0.352 | 0.525 | 0.190 | 0.221 | 0.284 | 0.291 | 0.246 | **0.625** | **0.642** | **0.574** | **0.605** | **0.675** | **0.346** | **0.384** |
| | Left Tilted | 0.085 | 0.276 | 0.396 | 0.016 | 0.385 | 0.153 | 0.415 | 0.032 | **0.481** | **0.377** | **0.254** | **0.623** | **0.653** | **0.117** | **0.238** |
| LTE Band 41_Ant 2 | Right Cheek | 0.205 | 0.091 | 0.448 | 0.198 | 0.232 | 0.057 | 0.204 | 0.248 | **0.653** | **0.494** | **0.460** | **0.494** | **0.466** | **0.453** | **0.262** |
| | Right Tilted | 0.036 | 0.076 | 0.119 | 0.021 | 0.234 | 0.049 | 0.249 | 0.043 | **0.155** | **0.133** | **0.106** | **0.319** | **0.334** | **0.079** | **0.085** |
| | Left Cheek | 0.091 | 0.352 | 0.525 | 0.190 | 0.221 | 0.284 | 0.291 | 0.246 | **0.616** | **0.633** | **0.565** | **0.596** | **0.666** | **0.337** | **0.375** |
| | Left Tilted | 0.074 | 0.276 | 0.396 | 0.016 | 0.385 | 0.153 | 0.415 | 0.032 | **0.470** | **0.366** | **0.243** | **0.612** | **0.642** | **0.106** | **0.227** |
| LTE Band 48_Ant 7 | Right Cheek | 0.017 | 0.091 | 0.448 | 0.198 | 0.232 | 0.057 | 0.204 | 0.248 | **0.465** | **0.306** | **0.272** | **0.306** | **0.278** | **0.265** | **0.074** |
| | Right Tilted | 0.081 | 0.076 | 0.119 | 0.021 | 0.234 | 0.049 | 0.249 | 0.043 | **0.200** | **0.178** | **0.151** | **0.364** | **0.379** | **0.124** | **0.130** |
| | Left Cheek | 0.119 | 0.352 | 0.525 | 0.190 | 0.221 | 0.284 | 0.291 | 0.246 | **0.644** | **0.661** | **0.593** | **0.624** | **0.694** | **0.365** | **0.403** |
| | Left Tilted | 0.043 | 0.276 | 0.396 | 0.016 | 0.385 | 0.153 | 0.415 | 0.032 | **0.439** | **0.335** | **0.212** | **0.581** | **0.611** | **0.075** | **0.196** |
| LTE Band 66_Ant 2 | Right Cheek | 0.530 | 0.091 | 0.448 | 0.198 | 0.232 | 0.057 | 0.204 | 0.248 | **0.978** | **0.819** | **0.785** | **0.819** | **0.791** | **0.778** | **0.587** |
| | Right Tilted | 0.374 | 0.076 | 0.119 | 0.021 | 0.234 | 0.049 | 0.249 | 0.043 | **0.493** | **0.471** | **0.444** | **0.657** | **0.672** | **0.417** | **0.423** |
| | Left Cheek | 0.488 | 0.352 | 0.525 | 0.190 | 0.221 | 0.284 | 0.291 | 0.246 | **1.013** | **1.030** | **0.962** | **0.993** | **1.063** | **0.734** | **0.772** |
| | Left Tilted | 0.370 | 0.276 | 0.396 | 0.016 | 0.385 | 0.153 | 0.415 | 0.032 | **0.766** | **0.662** | **0.539** | **0.908** | **0.938** | **0.402** | **0.523** |
| LTE Band 71_Ant 0 | Right Cheek | 0.293 | 0.091 | 0.448 | 0.198 | 0.232 | 0.057 | 0.204 | 0.248 | **0.741** | **0.582** | **0.548** | **0.582** | **0.554** | **0.541** | **0.350** |
| | Right Tilted | 0.145 | 0.076 | 0.119 | 0.021 | 0.234 | 0.049 | 0.249 | 0.043 | **0.264** | **0.242** | **0.215** | **0.428** | **0.443** | **0.188** | **0.194** |
| | Left Cheek | 0.315 | 0.352 | 0.525 | 0.190 | 0.221 | 0.284 | 0.291 | 0.246 | **0.840** | **0.857** | **0.789** | **0.820** | **0.890** | **0.561** | **0.599** |
| | Left Tilted | 0.157 | 0.276 | 0.396 | 0.016 | 0.385 | 0.153 | 0.415 | 0.032 | **0.553** | **0.449** | **0.326** | **0.695** | **0.725** | **0.189** | **0.310** |

| WWAN Band | Exposure Position | 1 | 2 | 3 | 4 | 5 | 6 | 7 | 8 | 1+3 Summed 1g SAR (W/kg) | 1+2+4 Summed 1g SAR (W/kg) | 1+4+6 Summed 1g SAR (W/kg) | 1+5+6 Summed 1g SAR (W/kg) | 1+6+7 Summed 1g SAR (W/kg) | 1+8 Summed 1g SAR (W/kg) | 1+6 Summed 1g SAR (W/kg) |
|---|---|---|---|---|---|---|---|---|---|---|---|---|---|---|---|---|
| | | WWAN | 2.4GHz WLAN Ant 4 | 2.4GHz WLAN Ant 4+3 | 5GHz WLAN Ant 3 | 5GHz WLAN Ant 4+3 | Bluetooth Ant 4 | 5GHz WLAN Ant 4 | 2.4GHz WLAN Ant 3 | | | | | | | |
| | | 1g SAR (W/kg) | 1g SAR (W/kg) | 1g SAR (W/kg) | 1g SAR (W/kg) | 1g SAR (W/kg) | 1g SAR (W/kg) | 1g SAR (W/kg) | 1g SAR (W/kg) | | | | | | | |
| n5_Ant 0 | Right Cheek | 0.285 | 0.091 | 0.448 | 0.198 | 0.232 | 0.057 | 0.204 | 0.248 | **0.733** | **0.574** | **0.540** | **0.574** | **0.546** | **0.533** | **0.342** |
| | Right Tilted | 0.144 | 0.076 | 0.119 | 0.021 | 0.234 | 0.049 | 0.249 | 0.043 | **0.263** | **0.241** | **0.214** | **0.427** | **0.442** | **0.187** | **0.193** |
| | Left Cheek | 0.295 | 0.352 | 0.525 | 0.190 | 0.221 | 0.284 | 0.291 | 0.246 | **0.820** | **0.837** | **0.769** | **0.800** | **0.870** | **0.541** | **0.579** |
| | Left Tilted | 0.141 | 0.276 | 0.396 | 0.016 | 0.385 | 0.153 | 0.415 | 0.032 | **0.537** | **0.433** | **0.310** | **0.679** | **0.709** | **0.173** | **0.294** |
| n12_Ant 0 | Right Cheek | 0.315 | 0.091 | 0.448 | 0.198 | 0.232 | 0.057 | 0.204 | 0.248 | **0.763** | **0.604** | **0.570** | **0.604** | **0.576** | **0.563** | **0.372** |
| | Right Tilted | 0.202 | 0.076 | 0.119 | 0.021 | 0.234 | 0.049 | 0.249 | 0.043 | **0.321** | **0.299** | **0.272** | **0.485** | **0.500** | **0.245** | **0.251** |
| | Left Cheek | 0.366 | 0.352 | 0.525 | 0.190 | 0.221 | 0.284 | 0.291 | 0.246 | **0.891** | **0.908** | **0.840** | **0.871** | **0.941** | **0.612** | **0.650** |
| | Left Tilted | 0.194 | 0.276 | 0.396 | 0.016 | 0.385 | 0.153 | 0.415 | 0.032 | **0.590** | **0.486** | **0.363** | **0.732** | **0.762** | **0.226** | **0.347** |
| n25_Ant 2 | Right Cheek | 0.880 | 0.091 | 0.448 | 0.198 | 0.232 | 0.057 | 0.204 | 0.248 | **1.328** | **1.169** | **1.135** | **1.169** | **1.141** | **1.128** | **0.937** |
| | Right Tilted | 0.444 | 0.076 | 0.119 | 0.021 | 0.234 | 0.049 | 0.249 | 0.043 | **0.563** | **0.541** | **0.514** | **0.727** | **0.742** | **0.487** | **0.493** |
| | Left Cheek | 0.392 | 0.352 | 0.525 | 0.190 | 0.221 | 0.284 | 0.291 | 0.246 | **0.917** | **0.934** | **0.866** | **0.897** | **0.967** | **0.638** | **0.676** |
| | Left Tilted | 0.429 | 0.276 | 0.396 | 0.016 | 0.385 | 0.153 | 0.415 | 0.032 | **0.825** | **0.721** | **0.598** | **0.967** | **0.997** | **0.461** | **0.582** |
| n66_Ant 2 | Right Cheek | 0.583 | 0.091 | 0.448 | 0.198 | 0.232 | 0.057 | 0.204 | 0.248 | **1.031** | **0.872** | **0.838** | **0.872** | **0.844** | **0.831** | **0.640** |
| | Right Tilted | 0.419 | 0.076 | 0.119 | 0.021 | 0.234 | 0.049 | 0.249 | 0.043 | **0.538** | **0.516** | **0.489** | **0.702** | **0.717** | **0.462** | **0.468** |
| | Left Cheek | 0.612 | 0.352 | 0.525 | 0.190 | 0.221 | 0.284 | 0.291 | 0.246 | **1.137** | **1.154** | **1.086** | **1.117** | **1.187** | **0.858** | **0.896** |
| | Left Tilted | 0.403 | 0.276 | 0.396 | 0.016 | 0.385 | 0.153 | 0.415 | 0.032 | **0.799** | **0.695** | **0.572** | **0.941** | **0.971** | **0.435** | **0.556** |
| n71_Ant 0 | Right Cheek | 0.372 | 0.091 | 0.448 | 0.198 | 0.232 | 0.057 | 0.204 | 0.248 | **0.820** | **0.661** | **0.627** | **0.661** | **0.633** | **0.620** | **0.429** |
| | Right Tilted | 0.203 | 0.076 | 0.119 | 0.021 | 0.234 | 0.049 | 0.249 | 0.043 | **0.322** | **0.300** | **0.273** | **0.486** | **0.501** | **0.246** | **0.252** |
| | Left Cheek | 0.414 | 0.352 | 0.525 | 0.190 | 0.221 | 0.284 | 0.291 | 0.246 | **0.939** | **0.956** | **0.888** | **0.919** | **0.989** | **0.660** | **0.698** |
| | Left Tilted | 0.199 | 0.276 | 0.396 | 0.016 | 0.385 | 0.153 | 0.415 | 0.032 | **0.595** | **0.491** | **0.368** | **0.737** | **0.767** | **0.231** | **0.352** |
| n41_Ant 2 | Right Cheek | 0.060 | 0.091 | 0.448 | 0.198 | 0.232 | 0.057 | 0.204 | 0.248 | **0.508** | **0.349** | **0.315** | **0.349** | **0.321** | **0.308** | **0.117** |
| | Right Tilted | 0.020 | 0.076 | 0.119 | 0.021 | 0.234 | 0.049 | 0.249 | 0.043 | **0.139** | **0.117** | **0.090** | **0.303** | **0.318** | **0.063** | **0.069** |
| | Left Cheek | 0.054 | 0.352 | 0.525 | 0.190 | 0.221 | 0.284 | 0.291 | 0.246 | **0.579** | **0.596** | **0.528** | **0.559** | **0.629** | **0.300** | **0.338** |
| | Left Tilted | 0.041 | 0.276 | 0.396 | 0.016 | 0.385 | 0.153 | 0.415 | 0.032 | **0.437** | **0.333** | **0.210** | **0.579** | **0.609** | **0.073** | **0.194** |
| n41_Ant 5 | Right Cheek | 0.235 | 0.091 | 0.448 | 0.198 | 0.232 | 0.057 | 0.204 | 0.248 | **0.683** | **0.524** | **0.490** | **0.524** | **0.496** | **0.483** | **0.292** |
| | Right Tilted | 0.091 | 0.076 | 0.119 | 0.021 | 0.234 | 0.049 | 0.249 | 0.043 | **0.210** | **0.188** | **0.161** | **0.374** | **0.389** | **0.134** | **0.140** |
| | Left Cheek | 0.712 | 0.352 | 0.525 | 0.190 | 0.221 | 0.284 | 0.291 | 0.246 | **1.237** | **1.254** | **1.186** | **1.217** | **1.287** | **0.958** | **0.996** |
| | Left Tilted | 0.067 | 0.276 | 0.396 | 0.016 | 0.385 | 0.153 | 0.415 | 0.032 | **0.463** | **0.359** | **0.236** | **0.605** | **0.635** | **0.099** | **0.220** |
| n41_HPUE_Ant 5- | Right Cheek | 0.315 | 0.091 | 0.448 | 0.198 | 0.232 | 0.057 | 0.204 | 0.248 | **0.763** | **0.604** | **0.570** | **0.604** | **0.576** | **0.563** | **0.372** |
| | Right Tilted | 0.122 | 0.076 | 0.119 | 0.021 | 0.234 | 0.049 | 0.249 | 0.043 | **0.241** | **0.219** | **0.192** | **0.405** | **0.420** | **0.165** | **0.171** |
| | Left Cheek | 0.949 | 0.352 | 0.525 | 0.190 | 0.221 | 0.284 | 0.291 | 0.246 | **1.474** | **1.491** | **1.423** | **1.454** | **1.524** | **1.195** | **1.233** |
| | Left Tilted | 0.083 | 0.276 | 0.396 | 0.016 | 0.385 | 0.153 | 0.415 | 0.032 | **0.479** | **0.375** | **0.252** | **0.621** | **0.651** | **0.115** | **0.236** |

**<Config 1>**

| WWAN Band | Exposure Position | 1 | 2 | 3 | 4 | 5 | 6 | 7 | 8 | 1+3 Summed 1g SAR (W/kg) | 1+2+4 Summed 1g SAR (W/kg) | 1+4+6 Summed 1g SAR (W/kg) | 1+5+6 Summed 1g SAR (W/kg) | 1+6+7 Summed 1g SAR (W/kg) | 1+8 Summed 1g SAR (W/kg) | 1+6 Summed 1g SAR (W/kg) |
|---|---|---|---|---|---|---|---|---|---|---|---|---|---|---|---|---|
| | | WWAN | 2.4GHz WLAN Ant 4 | 2.4GHz WLAN Ant 4+3 | 5GHz WLAN Ant 3 | 5GHz WLAN Ant 4+3 | Bluetooth Ant 4 | 5GHz WLAN Ant 4 | 2.4GHz WLAN Ant 3 | | | | | | | |
| | | 1g SAR (W/kg) | 1g SAR (W/kg) | 1g SAR (W/kg) | 1g SAR (W/kg) | 1g SAR (W/kg) | 1g SAR (W/kg) | 1g SAR (W/kg) | 1g SAR (W/kg) | | | | | | | |
| GSM850_Ant 1 | Right Cheek | 0.997 | 0.091 | 0.448 | 0.198 | 0.232 | 0.057 | 0.204 | 0.248 | **1.445** | **1.286** | **1.252** | **1.286** | **1.258** | **1.245** | **1.054** |
| | Right Tilted | 0.676 | 0.076 | 0.119 | 0.021 | 0.234 | 0.049 | 0.249 | 0.043 | **0.795** | **0.773** | **0.746** | **0.959** | **0.974** | **0.719** | **0.725** |
| | Left Cheek | 0.577 | 0.352 | 0.525 | 0.190 | 0.221 | 0.284 | 0.291 | 0.246 | **1.102** | **1.119** | **1.051** | **1.082** | **1.152** | **0.823** | **0.861** |
| | Left Tilted | 0.475 | 0.276 | 0.396 | 0.016 | 0.385 | 0.153 | 0.415 | 0.032 | **0.871** | **0.767** | **0.644** | **1.013** | **1.043** | **0.507** | **0.628** |
| GSM1900_Ant 0 | Right Cheek | 0.120 | 0.091 | 0.448 | 0.198 | 0.232 | 0.057 | 0.204 | 0.248 | **0.568** | **0.409** | **0.375** | **0.409** | **0.381** | **0.368** | **0.177** |
| | Right Tilted | 0.030 | 0.076 | 0.119 | 0.021 | 0.234 | 0.049 | 0.249 | 0.043 | **0.149** | **0.127** | **0.100** | **0.313** | **0.328** | **0.073** | **0.079** |
| | Left Cheek | 0.227 | 0.352 | 0.525 | 0.190 | 0.221 | 0.284 | 0.291 | 0.246 | **0.752** | **0.769** | **0.701** | **0.732** | **0.802** | **0.473** | **0.511** |
| | Left Tilted | 0.029 | 0.276 | 0.396 | 0.016 | 0.385 | 0.153 | 0.415 | 0.032 | **0.425** | **0.321** | **0.198** | **0.567** | **0.597** | **0.061** | **0.182** |
| WCDMA II_Ant 0 | Right Cheek | 0.396 | 0.091 | 0.448 | 0.198 | 0.232 | 0.057 | 0.204 | 0.248 | **0.844** | **0.685** | **0.651** | **0.685** | **0.657** | **0.644** | **0.453** |
| | Right Tilted | 0.060 | 0.076 | 0.119 | 0.021 | 0.234 | 0.049 | 0.249 | 0.043 | **0.179** | **0.157** | **0.130** | **0.343** | **0.358** | **0.103** | **0.109** |
| | Left Cheek | 0.105 | 0.352 | 0.525 | 0.190 | 0.221 | 0.284 | 0.291 | 0.246 | **0.630** | **0.647** | **0.579** | **0.610** | **0.680** | **0.351** | **0.389** |
| | Left Tilted | 0.093 | 0.276 | 0.396 | 0.016 | 0.385 | 0.153 | 0.415 | 0.032 | **0.489** | **0.385** | **0.262** | **0.631** | **0.661** | **0.125** | **0.246** |
| WCDMA IV_Ant 0 | Right Cheek | 0.134 | 0.091 | 0.448 | 0.198 | 0.232 | 0.057 | 0.204 | 0.248 | **0.582** | **0.423** | **0.389** | **0.423** | **0.395** | **0.382** | **0.191** |
| | Right Tilted | 0.110 | 0.076 | 0.119 | 0.021 | 0.234 | 0.049 | 0.249 | 0.043 | **0.229** | **0.207** | **0.180** | **0.393** | **0.408** | **0.153** | **0.159** |
| | Left Cheek | 0.084 | 0.352 | 0.525 | 0.190 | 0.221 | 0.284 | 0.291 | 0.246 | **0.609** | **0.626** | **0.558** | **0.589** | **0.659** | **0.330** | **0.368** |
| | Left Tilted | 0.035 | 0.276 | 0.396 | 0.016 | 0.385 | 0.153 | 0.415 | 0.032 | **0.431** | **0.327** | **0.204** | **0.573** | **0.603** | **0.067** | **0.188** |
| WCDMA V_Ant 1 | Right Cheek | 0.997 | 0.091 | 0.448 | 0.198 | 0.232 | 0.057 | 0.204 | 0.248 | **1.445** | **1.286** | **1.252** | **1.286** | **1.258** | **1.245** | **1.054** |
| | Right Tilted | 0.648 | 0.076 | 0.119 | 0.021 | 0.234 | 0.049 | 0.249 | 0.043 | **0.767** | **0.745** | **0.718** | **0.931** | **0.946** | **0.691** | **0.697** |
| | Left Cheek | 0.572 | 0.352 | 0.525 | 0.190 | 0.221 | 0.284 | 0.291 | 0.246 | **1.097** | **1.114** | **1.046** | **1.077** | **1.147** | **0.818** | **0.856** |
| | Left Tilted | 0.464 | 0.276 | 0.396 | 0.016 | 0.385 | 0.153 | 0.415 | 0.032 | **0.860** | **0.756** | **0.633** | **1.002** | **1.032** | **0.496** | **0.617** |
| CDMA BC0_Ant 1 | Right Cheek | 0.983 | 0.091 | 0.448 | 0.198 | 0.232 | 0.057 | 0.204 | 0.248 | **1.431** | **1.272** | **1.238** | **1.272** | **1.244** | **1.231** | **1.040** |
| | Right Tilted | 0.626 | 0.076 | 0.119 | 0.021 | 0.234 | 0.049 | 0.249 | 0.043 | **0.745** | **0.723** | **0.696** | **0.909** | **0.924** | **0.669** | **0.675** |
| | Left Cheek | 0.489 | 0.352 | 0.525 | 0.190 | 0.221 | 0.284 | 0.291 | 0.246 | **1.014** | **1.031** | **0.963** | **0.994** | **1.064** | **0.735** | **0.773** |
| | Left Tilted | 0.386 | 0.276 | 0.396 | 0.016 | 0.385 | 0.153 | 0.415 | 0.032 | **0.782** | **0.678** | **0.555** | **0.924** | **0.954** | **0.418** | **0.539** |
| CDMA BC1_Ant 0 | Right Cheek | 0.202 | 0.091 | 0.448 | 0.198 | 0.232 | 0.057 | 0.204 | 0.248 | **0.650** | **0.491** | **0.457** | **0.491** | **0.463** | **0.450** | **0.259** |
| | Right Tilted | 0.042 | 0.076 | 0.119 | 0.021 | 0.234 | 0.049 | 0.249 | 0.043 | **0.161** | **0.139** | **0.112** | **0.325** | **0.340** | **0.085** | **0.091** |
| | Left Cheek | 0.094 | 0.352 | 0.525 | 0.190 | 0.221 | 0.284 | 0.291 | 0.246 | **0.619** | **0.636** | **0.568** | **0.599** | **0.669** | **0.340** | **0.378** |
| | Left Tilted | 0.057 | 0.276 | 0.396 | 0.016 | 0.385 | 0.153 | 0.415 | 0.032 | **0.453** | **0.349** | **0.226** | **0.595** | **0.625** | **0.089** | **0.210** |
| CDMA BC10_Ant 1 | Right Cheek | 0.842 | 0.091 | 0.448 | 0.198 | 0.232 | 0.057 | 0.204 | 0.248 | **1.290** | **1.131** | **1.097** | **1.131** | **1.103** | **1.090** | **0.899** |
| | Right Tilted | 0.569 | 0.076 | 0.119 | 0.021 | 0.234 | 0.049 | 0.249 | 0.043 | **0.688** | **0.666** | **0.639** | **0.852** | **0.867** | **0.612** | **0.618** |
| | Left Cheek | 0.478 | 0.352 | 0.525 | 0.190 | 0.221 | 0.284 | 0.291 | 0.246 | **1.003** | **1.020** | **0.952** | **0.983** | **1.053** | **0.724** | **0.762** |
| | Left Tilted | 0.381 | 0.276 | 0.396 | 0.016 | 0.385 | 0.153 | 0.415 | 0.032 | **0.777** | **0.673** | **0.550** | **0.919** | **0.949** | **0.413** | **0.534** |
| LTE Band 7_Ant 0 | Right Cheek | 0.365 | 0.091 | 0.448 | 0.198 | 0.232 | 0.057 | 0.204 | 0.248 | **0.813** | **0.654** | **0.620** | **0.654** | **0.626** | **0.613** | **0.422** |
| | Right Tilted | 0.085 | 0.076 | 0.119 | 0.021 | 0.234 | 0.049 | 0.249 | 0.043 | **0.204** | **0.182** | **0.155** | **0.368** | **0.383** | **0.128** | **0.134** |
| | Left Cheek | 0.644 | 0.352 | 0.525 | 0.190 | 0.221 | 0.284 | 0.291 | 0.246 | **1.169** | **1.186** | **1.118** | **1.149** | **1.219** | **0.890** | **0.928** |
| | Left Tilted | 0.155 | 0.276 | 0.396 | 0.016 | 0.385 | 0.153 | 0.415 | 0.032 | **0.551** | **0.447** | **0.324** | **0.693** | **0.723** | **0.187** | **0.308** |
| LTE Band 12_Ant 1 | Right Cheek | 0.907 | 0.091 | 0.448 | 0.198 | 0.232 | 0.057 | 0.204 | 0.248 | **1.355** | **1.196** | **1.162** | **1.196** | **1.168** | **1.155** | **0.964** |
| | Right Tilted | 0.663 | 0.076 | 0.119 | 0.021 | 0.234 | 0.049 | 0.249 | 0.043 | **0.782** | **0.760** | **0.733** | **0.946** | **0.961** | **0.706** | **0.712** |
| | Left Cheek | 0.454 | 0.352 | 0.525 | 0.190 | 0.221 | 0.284 | 0.291 | 0.246 | **0.979** | **0.996** | **0.928** | **0.959** | **1.029** | **0.700** | **0.738** |
| | Left Tilted | 0.329 | 0.276 | 0.396 | 0.016 | 0.385 | 0.153 | 0.415 | 0.032 | **0.725** | **0.621** | **0.498** | **0.867** | **0.897** | **0.361** | **0.482** |
| LTE Band 13_Ant 1 | Right Cheek | 0.562 | 0.091 | 0.448 | 0.198 | 0.232 | 0.057 | 0.204 | 0.248 | **1.010** | **0.851** | **0.817** | **0.851** | **0.823** | **0.810** | **0.619** |
| | Right Tilted | 0.373 | 0.076 | 0.119 | 0.021 | 0.234 | 0.049 | 0.249 | 0.043 | **0.492** | **0.470** | **0.443** | **0.656** | **0.671** | **0.416** | **0.422** |
| | Left Cheek | 0.283 | 0.352 | 0.525 | 0.190 | 0.221 | 0.284 | 0.291 | 0.246 | **0.808** | **0.825** | **0.757** | **0.788** | **0.858** | **0.529** | **0.567** |
| | Left Tilted | 0.225 | 0.276 | 0.396 | 0.016 | 0.385 | 0.153 | 0.415 | 0.032 | **0.621** | **0.517** | **0.394** | **0.763** | **0.793** | **0.257** | **0.378** |
| LTE Band 14_Ant 1 | Right Cheek | 0.993 | 0.091 | 0.448 | 0.198 | 0.232 | 0.057 | 0.204 | 0.248 | **1.441** | **1.282** | **1.248** | **1.282** | **1.254** | **1.241** | **1.050** |
| | Right Tilted | 0.638 | 0.076 | 0.119 | 0.021 | 0.234 | 0.049 | 0.249 | 0.043 | **0.757** | **0.735** | **0.708** | **0.921** | **0.936** | **0.681** | **0.687** |
| | Left Cheek | 0.573 | 0.352 | 0.525 | 0.190 | 0.221 | 0.284 | 0.291 | 0.246 | **1.098** | **1.115** | **1.047** | **1.078** | **1.148** | **0.819** | **0.857** |
| | Left Tilted | 0.432 | 0.276 | 0.396 | 0.016 | 0.385 | 0.153 | 0.415 | 0.032 | **0.828** | **0.724** | **0.601** | **0.970** | **1.000** | **0.464** | **0.585** |

| WWAN Band | Exposure Position | 1 | 2 | 3 | 4 | 5 | 6 | 7 | 8 | 1+3 | 1+2+4 | 1+4+6 | 1+5+6 | 1+6+7 | 1+8 | 1+6 |
|---|---|---|---|---|---|---|---|---|---|---|---|---|---|---|---|---|
| | | WWAN | 2.4GHz WLAN Ant 4 | 2.4GHz WLAN Ant 4+3 | 5GHz WLAN Ant 3 | 5GHz WLAN Ant 4+3 | Bluetooth Ant 4 | 5GHz WLAN Ant 4 | 2.4GHz WLAN Ant 3 | Summed 1g SAR (W/kg) | Summed 1g SAR (W/kg) | Summed 1g SAR (W/kg) | Summed 1g SAR (W/kg) | Summed 1g SAR (W/kg) | Summed 1g SAR (W/kg) | Summed 1g SAR (W/kg) |
| | | 1g SAR (W/kg) | 1g SAR (W/kg) | 1g SAR (W/kg) | 1g SAR (W/kg) | 1g SAR (W/kg) | 1g SAR (W/kg) | 1g SAR (W/kg) | 1g SAR (W/kg) | | | | | | | |
| LTE Band 25_Ant 0 | Right Cheek | 0.046 | 0.091 | 0.448 | 0.198 | 0.232 | 0.057 | 0.204 | 0.248 | **0.494** | **0.335** | **0.301** | **0.335** | **0.307** | **0.294** | **0.103** |
| | Right Tilted | 0.031 | 0.076 | 0.119 | 0.021 | 0.234 | 0.049 | 0.249 | 0.043 | **0.150** | **0.128** | **0.101** | **0.314** | **0.329** | **0.074** | **0.080** |
| | Left Cheek | 0.111 | 0.352 | 0.525 | 0.190 | 0.221 | 0.284 | 0.291 | 0.246 | **0.636** | **0.653** | **0.585** | **0.616** | **0.686** | **0.357** | **0.395** |
| | Left Tilted | 0.027 | 0.276 | 0.396 | 0.016 | 0.385 | 0.153 | 0.415 | 0.032 | **0.423** | **0.319** | **0.196** | **0.565** | **0.595** | **0.059** | **0.180** |
| LTE Band 26_Ant 1 | Right Cheek | 0.875 | 0.091 | 0.448 | 0.198 | 0.232 | 0.057 | 0.204 | 0.248 | **1.323** | **1.164** | **1.130** | **1.164** | **1.136** | **1.123** | **0.932** |
| | Right Tilted | 0.610 | 0.076 | 0.119 | 0.021 | 0.234 | 0.049 | 0.249 | 0.043 | **0.729** | **0.707** | **0.680** | **0.893** | **0.908** | **0.653** | **0.659** |
| | Left Cheek | 0.473 | 0.352 | 0.525 | 0.190 | 0.221 | 0.284 | 0.291 | 0.246 | **0.998** | **1.015** | **0.947** | **0.978** | **1.048** | **0.719** | **0.757** |
| | Left Tilted | 0.388 | 0.276 | 0.396 | 0.016 | 0.385 | 0.153 | 0.415 | 0.032 | **0.784** | **0.680** | **0.557** | **0.926** | **0.956** | **0.420** | **0.541** |
| LTE Band 30_Ant 0 | Right Cheek | 0.112 | 0.091 | 0.448 | 0.198 | 0.232 | 0.057 | 0.204 | 0.248 | **0.560** | **0.401** | **0.367** | **0.401** | **0.373** | **0.360** | **0.169** |
| | Right Tilted | 0.043 | 0.076 | 0.119 | 0.021 | 0.234 | 0.049 | 0.249 | 0.043 | **0.162** | **0.140** | **0.113** | **0.326** | **0.341** | **0.086** | **0.092** |
| | Left Cheek | 0.172 | 0.352 | 0.525 | 0.190 | 0.221 | 0.284 | 0.291 | 0.246 | **0.697** | **0.714** | **0.646** | **0.677** | **0.747** | **0.418** | **0.456** |
| | Left Tilted | 0.029 | 0.276 | 0.396 | 0.016 | 0.385 | 0.153 | 0.415 | 0.032 | **0.425** | **0.321** | **0.198** | **0.567** | **0.597** | **0.061** | **0.182** |
| LTE Band 41_Ant 0 | Right Cheek | 0.293 | 0.091 | 0.448 | 0.198 | 0.232 | 0.057 | 0.204 | 0.248 | **0.741** | **0.582** | **0.548** | **0.582** | **0.554** | **0.541** | **0.350** |
| | Right Tilted | 0.074 | 0.076 | 0.119 | 0.021 | 0.234 | 0.049 | 0.249 | 0.043 | **0.193** | **0.171** | **0.144** | **0.357** | **0.372** | **0.117** | **0.123** |
| | Left Cheek | 0.393 | 0.352 | 0.525 | 0.190 | 0.221 | 0.284 | 0.291 | 0.246 | **0.918** | **0.935** | **0.867** | **0.898** | **0.968** | **0.639** | **0.677** |
| | Left Tilted | 0.188 | 0.276 | 0.396 | 0.016 | 0.385 | 0.153 | 0.415 | 0.032 | **0.584** | **0.480** | **0.357** | **0.726** | **0.756** | **0.220** | **0.341** |
| LTE Band 48_Ant 2 | Right Cheek | 0.193 | 0.091 | 0.448 | 0.198 | 0.232 | 0.057 | 0.204 | 0.248 | **0.641** | **0.482** | **0.448** | **0.482** | **0.454** | **0.441** | **0.250** |
| | Right Tilted | 0.071 | 0.076 | 0.119 | 0.021 | 0.234 | 0.049 | 0.249 | 0.043 | **0.190** | **0.168** | **0.141** | **0.354** | **0.369** | **0.114** | **0.120** |
| | Left Cheek | 0.102 | 0.352 | 0.525 | 0.190 | 0.221 | 0.284 | 0.291 | 0.246 | **0.627** | **0.644** | **0.576** | **0.607** | **0.677** | **0.348** | **0.386** |
| | Left Tilted | 0.135 | 0.276 | 0.396 | 0.016 | 0.385 | 0.153 | 0.415 | 0.032 | **0.531** | **0.427** | **0.304** | **0.673** | **0.703** | **0.167** | **0.288** |
| LTE Band 66_Ant 0 | Right Cheek | 0.305 | 0.091 | 0.448 | 0.198 | 0.232 | 0.057 | 0.204 | 0.248 | **0.753** | **0.594** | **0.560** | **0.594** | **0.566** | **0.553** | **0.362** |
| | Right Tilted | 0.243 | 0.076 | 0.119 | 0.021 | 0.234 | 0.049 | 0.249 | 0.043 | **0.362** | **0.340** | **0.313** | **0.526** | **0.541** | **0.286** | **0.292** |
| | Left Cheek | 0.536 | 0.352 | 0.525 | 0.190 | 0.221 | 0.284 | 0.291 | 0.246 | **1.061** | **1.078** | **1.010** | **1.041** | **1.111** | **0.782** | **0.820** |
| | Left Tilted | 0.298 | 0.276 | 0.396 | 0.016 | 0.385 | 0.153 | 0.415 | 0.032 | **0.694** | **0.590** | **0.467** | **0.836** | **0.866** | **0.330** | **0.451** |
| LTE Band 71_Ant 1 | Right Cheek | 0.746 | 0.091 | 0.448 | 0.198 | 0.232 | 0.057 | 0.204 | 0.248 | **1.194** | **1.035** | **1.001** | **1.035** | **1.007** | **0.994** | **0.803** |
| | Right Tilted | 0.546 | 0.076 | 0.119 | 0.021 | 0.234 | 0.049 | 0.249 | 0.043 | **0.665** | **0.643** | **0.616** | **0.829** | **0.844** | **0.589** | **0.595** |
| | Left Cheek | 0.344 | 0.352 | 0.525 | 0.190 | 0.221 | 0.284 | 0.291 | 0.246 | **0.869** | **0.886** | **0.818** | **0.849** | **0.919** | **0.590** | **0.628** |
| | Left Tilted | 0.253 | 0.276 | 0.396 | 0.016 | 0.385 | 0.153 | 0.415 | 0.032 | **0.649** | **0.545** | **0.422** | **0.791** | **0.821** | **0.285** | **0.406** |

| WWAN Band | Exposure Position | 1 | 2 | 3 | 4 | 5 | 6 | 7 | 8 | 1+3 | 1+2+4 | 1+4+6 | 1+5+6 | 1+6+7 | 1+8 | 1+6 |
|---|---|---|---|---|---|---|---|---|---|---|---|---|---|---|---|---|
| | | WWAN | 2.4GHz WLAN Ant 4 | 2.4GHz WLAN Ant 4+3 | 5GHz WLAN Ant 3 | 5GHz WLAN Ant 4+3 | Bluetooth Ant 4 | 5GHz WLAN Ant 4 | 2.4GHz WLAN Ant 3 | Summed 1g SAR (W/kg) | Summed 1g SAR (W/kg) | Summed 1g SAR (W/kg) | Summed 1g SAR (W/kg) | Summed 1g SAR (W/kg) | Summed 1g SAR (W/kg) | Summed 1g SAR (W/kg) |
| | | 1g SAR (W/kg) | 1g SAR (W/kg) | 1g SAR (W/kg) | 1g SAR (W/kg) | 1g SAR (W/kg) | 1g SAR (W/kg) | 1g SAR (W/kg) | 1g SAR (W/kg) | | | | | | | |
| n5_Ant 1 | Right Cheek | 0.986 | 0.091 | 0.448 | 0.198 | 0.232 | 0.057 | 0.204 | 0.248 | **1.434** | **1.275** | **1.241** | **1.275** | **1.247** | **1.234** | **1.043** |
| | Right Tilted | 0.671 | 0.076 | 0.119 | 0.021 | 0.234 | 0.049 | 0.249 | 0.043 | **0.790** | **0.768** | **0.741** | **0.954** | **0.969** | **0.714** | **0.720** |
| | Left Cheek | 0.500 | 0.352 | 0.525 | 0.190 | 0.221 | 0.284 | 0.291 | 0.246 | **1.025** | **1.042** | **0.974** | **1.005** | **1.075** | **0.746** | **0.784** |
| | Left Tilted | 0.425 | 0.276 | 0.396 | 0.016 | 0.385 | 0.153 | 0.415 | 0.032 | **0.821** | **0.717** | **0.594** | **0.963** | **0.993** | **0.457** | **0.578** |
| n12_Ant 1 | Right Cheek | 0.792 | 0.091 | 0.448 | 0.198 | 0.232 | 0.057 | 0.204 | 0.248 | **1.240** | **1.081** | **1.047** | **1.081** | **1.053** | **1.040** | **0.849** |
| | Right Tilted | 0.506 | 0.076 | 0.119 | 0.021 | 0.234 | 0.049 | 0.249 | 0.043 | **0.625** | **0.603** | **0.576** | **0.789** | **0.804** | **0.549** | **0.555** |
| | Left Cheek | 0.354 | 0.352 | 0.525 | 0.190 | 0.221 | 0.284 | 0.291 | 0.246 | **0.879** | **0.896** | **0.828** | **0.859** | **0.929** | **0.600** | **0.638** |
| | Left Tilted | 0.254 | 0.276 | 0.396 | 0.016 | 0.385 | 0.153 | 0.415 | 0.032 | **0.650** | **0.546** | **0.423** | **0.792** | **0.822** | **0.286** | **0.407** |
| n25_Ant 0 | Right Cheek | 0.089 | 0.091 | 0.448 | 0.198 | 0.232 | 0.057 | 0.204 | 0.248 | **0.537** | **0.378** | **0.344** | **0.378** | **0.350** | **0.337** | **0.146** |
| | Right Tilted | 0.019 | 0.076 | 0.119 | 0.021 | 0.234 | 0.049 | 0.249 | 0.043 | **0.138** | **0.116** | **0.089** | **0.302** | **0.317** | **0.062** | **0.068** |
| | Left Cheek | 0.094 | 0.352 | 0.525 | 0.190 | 0.221 | 0.284 | 0.291 | 0.246 | **0.619** | **0.636** | **0.568** | **0.599** | **0.669** | **0.340** | **0.378** |
| | Left Tilted | 0.028 | 0.276 | 0.396 | 0.016 | 0.385 | 0.153 | 0.415 | 0.032 | **0.424** | **0.320** | **0.197** | **0.566** | **0.596** | **0.060** | **0.181** |
| n66_Ant 0 | Right Cheek | 0.312 | 0.091 | 0.448 | 0.198 | 0.232 | 0.057 | 0.204 | 0.248 | **0.760** | **0.601** | **0.567** | **0.601** | **0.573** | **0.560** | **0.369** |
| | Right Tilted | 0.151 | 0.076 | 0.119 | 0.021 | 0.234 | 0.049 | 0.249 | 0.043 | **0.270** | **0.248** | **0.221** | **0.434** | **0.449** | **0.194** | **0.200** |
| | Left Cheek | 0.208 | 0.352 | 0.525 | 0.190 | 0.221 | 0.284 | 0.291 | 0.246 | **0.733** | **0.750** | **0.682** | **0.713** | **0.783** | **0.454** | **0.492** |
| | Left Tilted | 0.147 | 0.276 | 0.396 | 0.016 | 0.385 | 0.153 | 0.415 | 0.032 | **0.543** | **0.439** | **0.316** | **0.685** | **0.715** | **0.179** | **0.300** |
| n71_Ant 1 | Right Cheek | 1.000 | 0.091 | 0.448 | 0.198 | 0.232 | 0.057 | 0.204 | 0.248 | **1.448** | **1.289** | **1.255** | **1.289** | **1.261** | **1.248** | **1.057** |
| | Right Tilted | 0.582 | 0.076 | 0.119 | 0.021 | 0.234 | 0.049 | 0.249 | 0.043 | **0.701** | **0.679** | **0.652** | **0.865** | **0.880** | **0.625** | **0.631** |
| | Left Cheek | 0.441 | 0.352 | 0.525 | 0.190 | 0.221 | 0.284 | 0.291 | 0.246 | **0.966** | **0.983** | **0.915** | **0.946** | **1.016** | **0.687** | **0.725** |
| | Left Tilted | 0.344 | 0.276 | 0.396 | 0.016 | 0.385 | 0.153 | 0.415 | 0.032 | **0.740** | **0.636** | **0.513** | **0.882** | **0.912** | **0.376** | **0.497** |
| n41_Ant 0 | Right Cheek | 0.149 | 0.091 | 0.448 | 0.198 | 0.232 | 0.057 | 0.204 | 0.248 | **0.597** | **0.438** | **0.404** | **0.438** | **0.410** | **0.397** | **0.206** |
| | Right Tilted | 0.052 | 0.076 | 0.119 | 0.021 | 0.234 | 0.049 | 0.249 | 0.043 | **0.171** | **0.149** | **0.122** | **0.335** | **0.350** | **0.095** | **0.101** |
| | Left Cheek | 0.175 | 0.352 | 0.525 | 0.190 | 0.221 | 0.284 | 0.291 | 0.246 | **0.700** | **0.717** | **0.649** | **0.680** | **0.750** | **0.421** | **0.459** |
| | Left Tilted | 0.100 | 0.276 | 0.396 | 0.016 | 0.385 | 0.153 | 0.415 | 0.032 | **0.496** | **0.392** | **0.269** | **0.638** | **0.668** | **0.132** | **0.253** |

## 15.3 Hotspot Exposure Conditions

**<Simultaneous Transmission is active_WWAN ON>**
**<Config 0>**

| WWAN Band | Exposure Position | 1 | 2 | 3 | 4 | 5 | 6 | 7 | 8 | 1+3 Summed 1g SAR (W/kg) | 1+2+4 Summed 1g SAR (W/kg) | 1+4+6 Summed 1g SAR (W/kg) | 1+5+6 Summed 1g SAR (W/kg) | 1+6+7 Summed 1g SAR (W/kg) | 1+8 Summed 1g SAR (W/kg) | 1+6 Summed 1g SAR (W/kg) |
|---|---|---|---|---|---|---|---|---|---|---|---|---|---|---|---|---|
| | | WWAN | 2.4GHz WLAN Ant 4 | 2.4GHz WLAN Ant 4+3 | 5GHz WLAN Ant 3 | 5GHz WLAN Ant 4+3 | Bluetooth Ant 4 | 5GHz WLAN Ant 4 | 2.4GHz WLAN Ant 3 | | | | | | | |
| | | 1g SAR (W/kg) | 1g SAR (W/kg) | 1g SAR (W/kg) | 1g SAR (W/kg) | 1g SAR (W/kg) | 1g SAR (W/kg) | 1g SAR (W/kg) | 1g SAR (W/kg) | | | | | | | |
| GSM850_Ant 0 | Front | 0.323 | 0.117 | 0.259 | 0.081 | 0.083 | 0.124 | 0.067 | 0.243 | **0.582** | **0.521** | **0.528** | **0.530** | **0.514** | **0.566** | **0.447** |
| | Back | 0.515 | 0.217 | 0.472 | 0.268 | 0.285 | 0.227 | 0.108 | 0.400 | **0.987** | **1.000** | **1.010** | **1.027** | **0.850** | **0.915** | **0.742** |
| | Left side | 0.391 | 0.001 | 0.357 | 0.473 | 0.470 | 0.001 | 0.001 | 0.397 | **0.748** | **0.865** | **0.865** | **0.862** | **0.393** | **0.788** | **0.392** |
| | Right side | 0.376 | 0.186 | 0.417 | 0.001 | 0.287 | 0.152 | 0.275 | 0.010 | **0.793** | **0.563** | **0.529** | **0.815** | **0.803** | **0.386** | **0.528** |
| | Top side | | 0.119 | 0.282 | 0.018 | 0.226 | 0.106 | 0.236 | 0.046 | **0.282** | **0.137** | **0.124** | **0.332** | **0.342** | **0.046** | **0.106** |
| | Bottom side | 0.118 | | | | | | | | **0.118** | **0.118** | **0.118** | **0.118** | **0.118** | **0.118** | **0.118** |
| GSM1900_Ant 2 | Front | 0.877 | 0.117 | 0.259 | 0.081 | 0.083 | 0.124 | 0.067 | 0.243 | **1.136** | **1.075** | **1.082** | **1.084** | **1.068** | **1.120** | **1.001** |
| | Back | 0.577 | 0.217 | 0.472 | 0.268 | 0.285 | 0.227 | 0.108 | 0.400 | **1.049** | **1.062** | **1.072** | **1.089** | **0.912** | **0.977** | **0.804** |
| | Left side | 0.326 | 0.001 | 0.357 | 0.473 | 0.470 | 0.001 | 0.001 | 0.397 | **0.683** | **0.800** | **0.800** | **0.797** | **0.328** | **0.723** | **0.327** |
| | Right side | 0.585 | 0.186 | 0.417 | 0.001 | 0.287 | 0.152 | 0.275 | 0.010 | **1.002** | **0.772** | **0.738** | **1.024** | **1.012** | **0.595** | **0.737** |
| | Top side | | 0.119 | 0.282 | 0.018 | 0.226 | 0.106 | 0.236 | 0.046 | **0.282** | **0.137** | **0.124** | **0.332** | **0.342** | **0.046** | **0.106** |
| | Bottom side | 0.333 | | | | | | | | **0.333** | **0.333** | **0.333** | **0.333** | **0.333** | **0.333** | **0.333** |
| WCDMA II_Ant 2 | Front | 0.929 | 0.117 | 0.259 | 0.081 | 0.083 | 0.124 | 0.067 | 0.243 | **1.188** | **1.127** | **1.134** | **1.136** | **1.120** | **1.172** | **1.053** |
| | Back | 0.975 | 0.217 | 0.472 | 0.268 | 0.285 | 0.227 | 0.108 | 0.400 | **1.447** | **1.460** | **1.470** | **1.487** | **1.310** | **1.375** | **1.202** |
| | Left side | 0.575 | 0.001 | 0.357 | 0.473 | 0.470 | 0.001 | 0.001 | 0.397 | **0.932** | **1.049** | **1.049** | **1.046** | **0.577** | **0.972** | **0.576** |
| | Right side | 0.787 | 0.186 | 0.417 | 0.001 | 0.287 | 0.152 | 0.275 | 0.010 | **1.204** | **0.974** | **0.940** | **1.226** | **1.214** | **0.797** | **0.939** |
| | Top side | | 0.119 | 0.282 | 0.018 | 0.226 | 0.106 | 0.236 | 0.046 | **0.282** | **0.137** | **0.124** | **0.332** | **0.342** | **0.046** | **0.106** |
| | Bottom side | 0.435 | | | | | | | | **0.435** | **0.435** | **0.435** | **0.435** | **0.435** | **0.435** | **0.435** |
| WCDMA IV_Ant 2 | Front | 0.929 | 0.117 | 0.259 | 0.081 | 0.083 | 0.124 | 0.067 | 0.243 | **1.188** | **1.127** | **1.134** | **1.136** | **1.120** | **1.172** | **1.053** |
| | Back | 0.774 | 0.217 | 0.472 | 0.268 | 0.285 | 0.227 | 0.108 | 0.400 | **1.246** | **1.259** | **1.269** | **1.286** | **1.109** | **1.174** | **1.001** |
| | Left side | 0.225 | 0.001 | 0.357 | 0.473 | 0.470 | 0.001 | 0.001 | 0.397 | **0.582** | **0.699** | **0.699** | **0.696** | **0.227** | **0.622** | **0.226** |
| | Right side | 0.610 | 0.186 | 0.417 | 0.001 | 0.287 | 0.152 | 0.275 | 0.010 | **1.027** | **0.797** | **0.763** | **1.049** | **1.037** | **0.620** | **0.762** |
| | Top side | | 0.119 | 0.282 | 0.018 | 0.226 | 0.106 | 0.236 | 0.046 | **0.282** | **0.137** | **0.124** | **0.332** | **0.342** | **0.046** | **0.106** |
| | Bottom side | 0.501 | | | | | | | | **0.501** | **0.501** | **0.501** | **0.501** | **0.501** | **0.501** | **0.501** |
| WCDMA V_Ant 0 | Front | 0.332 | 0.117 | 0.259 | 0.081 | 0.083 | 0.124 | 0.067 | 0.243 | **0.591** | **0.530** | **0.537** | **0.539** | **0.523** | **0.575** | **0.456** |
| | Back | 0.534 | 0.217 | 0.472 | 0.268 | 0.285 | 0.227 | 0.108 | 0.400 | **1.006** | **1.019** | **1.029** | **1.046** | **0.869** | **0.934** | **0.761** |
| | Left side | 0.387 | 0.001 | 0.357 | 0.473 | 0.470 | 0.001 | 0.001 | 0.397 | **0.744** | **0.861** | **0.861** | **0.858** | **0.389** | **0.784** | **0.388** |
| | Right side | 0.387 | 0.186 | 0.417 | 0.001 | 0.287 | 0.152 | 0.275 | 0.010 | **0.804** | **0.574** | **0.540** | **0.826** | **0.814** | **0.397** | **0.539** |
| | Top side | | 0.119 | 0.282 | 0.018 | 0.226 | 0.106 | 0.236 | 0.046 | **0.282** | **0.137** | **0.124** | **0.332** | **0.342** | **0.046** | **0.106** |
| | Bottom side | 0.131 | | | | | | | | **0.131** | **0.131** | **0.131** | **0.131** | **0.131** | **0.131** | **0.131** |
| CDMA BC0_Ant 0 | Front | 0.420 | 0.117 | 0.259 | 0.081 | 0.083 | 0.124 | 0.067 | 0.243 | **0.679** | **0.618** | **0.625** | **0.627** | **0.611** | **0.663** | **0.544** |
| | Back | 0.760 | 0.217 | 0.472 | 0.268 | 0.285 | 0.227 | 0.108 | 0.400 | **1.232** | **1.245** | **1.255** | **1.272** | **1.095** | **1.160** | **0.987** |
| | Left side | 0.526 | 0.001 | 0.357 | 0.473 | 0.470 | 0.001 | 0.001 | 0.397 | **0.883** | **1.000** | **1.000** | **0.997** | **0.528** | **0.923** | **0.527** |
| | Right side | 0.475 | 0.186 | 0.417 | 0.001 | 0.287 | 0.152 | 0.275 | 0.010 | **0.892** | **0.662** | **0.628** | **0.914** | **0.902** | **0.485** | **0.627** |
| | Top side | | 0.119 | 0.282 | 0.018 | 0.226 | 0.106 | 0.236 | 0.046 | **0.282** | **0.137** | **0.124** | **0.332** | **0.342** | **0.046** | **0.106** |
| | Bottom side | 0.165 | | | | | | | | **0.165** | **0.165** | **0.165** | **0.165** | **0.165** | **0.165** | **0.165** |
| CDMA BC1_Ant 2 | Front | 0.847 | 0.117 | 0.259 | 0.081 | 0.083 | 0.124 | 0.067 | 0.243 | **1.106** | **1.045** | **1.052** | **1.054** | **1.038** | **1.090** | **0.971** |
| | Back | 0.973 | 0.217 | 0.472 | 0.268 | 0.285 | 0.227 | 0.108 | 0.400 | **1.445** | **1.458** | **1.468** | **1.485** | **1.308** | **1.373** | **1.200** |
| | Left side | 0.505 | 0.001 | 0.357 | 0.473 | 0.470 | 0.001 | 0.001 | 0.397 | **0.862** | **0.979** | **0.979** | **0.976** | **0.507** | **0.902** | **0.506** |
| | Right side | 0.728 | 0.186 | 0.417 | 0.001 | 0.287 | 0.152 | 0.275 | 0.010 | **1.145** | **0.915** | **0.881** | **1.167** | **1.155** | **0.738** | **0.880** |
| | Top side | | 0.119 | 0.282 | 0.018 | 0.226 | 0.106 | 0.236 | 0.046 | **0.282** | **0.137** | **0.124** | **0.332** | **0.342** | **0.046** | **0.106** |
| | Bottom side | 0.424 | | | | | | | | **0.424** | **0.424** | **0.424** | **0.424** | **0.424** | **0.424** | **0.424** |

| WWAN Band | Exposure Position | 1 | 2 | 3 | 4 | 5 | 6 | 7 | 8 | 1+3 | 1+2+4 | 1+4+6 | 1+5+6 | 1+6+7 | 1+8 | 1+6 |
|---|---|---|---|---|---|---|---|---|---|---|---|---|---|---|---|---|
| | | WWAN | 2.4GHz WLAN Ant 4 | 2.4GHz WLAN Ant 4+3 | 5GHz WLAN Ant 3 | 5GHz WLAN Ant 4+3 | Bluetooth Ant 4 | 5GHz WLAN Ant 4 | 2.4GHz WLAN Ant 3 | Summed 1g SAR (W/kg) | Summed 1g SAR (W/kg) | Summed 1g SAR (W/kg) | Summed 1g SAR (W/kg) | Summed 1g SAR (W/kg) | Summed 1g SAR (W/kg) | Summed 1g SAR (W/kg) |
| | | 1g SAR (W/kg) | 1g SAR (W/kg) | 1g SAR (W/kg) | 1g SAR (W/kg) | 1g SAR (W/kg) | 1g SAR (W/kg) | 1g SAR (W/kg) | 1g SAR (W/kg) | | | | | | | |
| CDMA BC10_Ant 0 | Front | 0.453 | 0.117 | 0.259 | 0.081 | 0.083 | 0.124 | 0.067 | 0.243 | **0.712** | **0.651** | **0.658** | **0.660** | **0.644** | **0.696** | **0.577** |
| | Back | 0.673 | 0.217 | 0.472 | 0.268 | 0.285 | 0.227 | 0.108 | 0.400 | **1.145** | **1.158** | **1.168** | **1.185** | **1.008** | **1.073** | **0.900** |
| | Left side | 0.543 | 0.001 | 0.357 | 0.473 | 0.470 | 0.001 | 0.001 | 0.397 | **0.900** | **1.017** | **1.017** | **1.014** | **0.545** | **0.940** | **0.544** |
| | Right side | 0.496 | 0.186 | 0.417 | 0.001 | 0.287 | 0.152 | 0.275 | 0.010 | **0.913** | **0.683** | **0.649** | **0.935** | **0.923** | **0.506** | **0.648** |
| | Top side | | 0.119 | 0.282 | 0.018 | 0.226 | 0.106 | 0.236 | 0.046 | **0.282** | **0.137** | **0.124** | **0.332** | **0.342** | **0.046** | **0.106** |
| | Bottom side | 0.147 | | | | | | | | **0.147** | **0.147** | **0.147** | **0.147** | **0.147** | **0.147** | **0.147** |
| LTE Band 7_Ant 2 | Front | 0.624 | 0.117 | 0.259 | 0.081 | 0.083 | 0.124 | 0.067 | 0.243 | **0.883** | **0.822** | **0.829** | **0.831** | **0.815** | **0.867** | **0.748** |
| | Back | 0.973 | 0.217 | 0.472 | 0.268 | 0.285 | 0.227 | 0.108 | 0.400 | **1.445** | **1.458** | **1.468** | **1.485** | **1.308** | **1.373** | **1.200** |
| | Left side | 0.159 | 0.001 | 0.357 | 0.473 | 0.470 | 0.001 | 0.001 | 0.397 | **0.516** | **0.633** | **0.633** | **0.630** | **0.161** | **0.556** | **0.160** |
| | Right side | 0.695 | 0.186 | 0.417 | 0.001 | 0.287 | 0.152 | 0.275 | 0.010 | **1.112** | **0.882** | **0.848** | **1.134** | **1.122** | **0.705** | **0.847** |
| | Top side | | 0.119 | 0.282 | 0.018 | 0.226 | 0.106 | 0.236 | 0.046 | **0.282** | **0.137** | **0.124** | **0.332** | **0.342** | **0.046** | **0.106** |
| | Bottom side | 0.727 | | | | | | | | **0.727** | **0.727** | **0.727** | **0.727** | **0.727** | **0.727** | **0.727** |
| LTE Band 12_Ant 0 | Front | 0.367 | 0.117 | 0.259 | 0.081 | 0.083 | 0.124 | 0.067 | 0.243 | **0.626** | **0.565** | **0.572** | **0.574** | **0.558** | **0.610** | **0.491** |
| | Back | 0.525 | 0.217 | 0.472 | 0.268 | 0.285 | 0.227 | 0.108 | 0.400 | **0.997** | **1.010** | **1.020** | **1.037** | **0.860** | **0.925** | **0.752** |
| | Left side | 0.366 | 0.001 | 0.357 | 0.473 | 0.470 | 0.001 | 0.001 | 0.397 | **0.723** | **0.840** | **0.840** | **0.837** | **0.368** | **0.763** | **0.367** |
| | Right side | 0.340 | 0.186 | 0.417 | 0.001 | 0.287 | 0.152 | 0.275 | 0.010 | **0.757** | **0.527** | **0.493** | **0.779** | **0.767** | **0.350** | **0.492** |
| | Top side | | 0.119 | 0.282 | 0.018 | 0.226 | 0.106 | 0.236 | 0.046 | **0.282** | **0.137** | **0.124** | **0.332** | **0.342** | **0.046** | **0.106** |
| | Bottom side | 0.114 | | | | | | | | **0.114** | **0.114** | **0.114** | **0.114** | **0.114** | **0.114** | **0.114** |
| LTE Band 13_Ant 0 | Front | 0.485 | 0.117 | 0.259 | 0.081 | 0.083 | 0.124 | 0.067 | 0.243 | **0.744** | **0.683** | **0.690** | **0.692** | **0.676** | **0.728** | **0.609** |
| | Back | 0.700 | 0.217 | 0.472 | 0.268 | 0.285 | 0.227 | 0.108 | 0.400 | **1.172** | **1.185** | **1.195** | **1.212** | **1.035** | **1.100** | **0.927** |
| | Left side | 0.617 | 0.001 | 0.357 | 0.473 | 0.470 | 0.001 | 0.001 | 0.397 | **0.974** | **1.091** | **1.091** | **1.088** | **0.619** | **1.014** | **0.618** |
| | Right side | 0.592 | 0.186 | 0.417 | 0.001 | 0.287 | 0.152 | 0.275 | 0.010 | **1.009** | **0.779** | **0.745** | **1.031** | **1.019** | **0.602** | **0.744** |
| | Top side | | 0.119 | 0.282 | 0.018 | 0.226 | 0.106 | 0.236 | 0.046 | **0.282** | **0.137** | **0.124** | **0.332** | **0.342** | **0.046** | **0.106** |
| | Bottom side | 0.133 | | | | | | | | **0.133** | **0.133** | **0.133** | **0.133** | **0.133** | **0.133** | **0.133** |
| LTE Band 14_Ant 0 | Front | 0.449 | 0.117 | 0.259 | 0.081 | 0.083 | 0.124 | 0.067 | 0.243 | **0.708** | **0.647** | **0.654** | **0.656** | **0.640** | **0.692** | **0.573** |
| | Back | 0.619 | 0.217 | 0.472 | 0.268 | 0.285 | 0.227 | 0.108 | 0.400 | **1.091** | **1.104** | **1.114** | **1.131** | **0.954** | **1.019** | **0.846** |
| | Left side | 0.461 | 0.001 | 0.357 | 0.473 | 0.470 | 0.001 | 0.001 | 0.397 | **0.818** | **0.935** | **0.935** | **0.932** | **0.463** | **0.858** | **0.462** |
| | Right side | 0.524 | 0.186 | 0.417 | 0.001 | 0.287 | 0.152 | 0.275 | 0.010 | **0.941** | **0.711** | **0.677** | **0.963** | **0.951** | **0.534** | **0.676** |
| | Top side | | 0.119 | 0.282 | 0.018 | 0.226 | 0.106 | 0.236 | 0.046 | **0.282** | **0.137** | **0.124** | **0.332** | **0.342** | **0.046** | **0.106** |
| | Bottom side | 0.157 | | | | | | | | **0.157** | **0.157** | **0.157** | **0.157** | **0.157** | **0.157** | **0.157** |
| LTE Band 25_Ant 2 | Front | 0.934 | 0.117 | 0.259 | 0.081 | 0.083 | 0.124 | 0.067 | 0.243 | **1.193** | **1.132** | **1.139** | **1.141** | **1.125** | **1.177** | **1.058** |
| | Back | 0.927 | 0.217 | 0.472 | 0.268 | 0.285 | 0.227 | 0.108 | 0.400 | **1.399** | **1.412** | **1.422** | **1.439** | **1.262** | **1.327** | **1.154** |
| | Left side | 0.333 | 0.001 | 0.357 | 0.473 | 0.470 | 0.001 | 0.001 | 0.397 | **0.690** | **0.807** | **0.807** | **0.804** | **0.335** | **0.730** | **0.334** |
| | Right side | 0.878 | 0.186 | 0.417 | 0.001 | 0.287 | 0.152 | 0.275 | 0.010 | **1.295** | **1.065** | **1.031** | **1.317** | **1.305** | **0.888** | **1.030** |
| | Top side | | 0.119 | 0.282 | 0.018 | 0.226 | 0.106 | 0.236 | 0.046 | **0.282** | **0.137** | **0.124** | **0.332** | **0.342** | **0.046** | **0.106** |
| | Bottom side | 0.720 | | | | | | | | **0.720** | **0.720** | **0.720** | **0.720** | **0.720** | **0.720** | **0.720** |
| LTE Band 26_Ant 0 | Front | 0.373 | 0.117 | 0.259 | 0.081 | 0.083 | 0.124 | 0.067 | 0.243 | **0.632** | **0.571** | **0.578** | **0.580** | **0.564** | **0.616** | **0.497** |
| | Back | 0.537 | 0.217 | 0.472 | 0.268 | 0.285 | 0.227 | 0.108 | 0.400 | **1.009** | **1.022** | **1.032** | **1.049** | **0.872** | **0.937** | **0.764** |
| | Left side | 0.413 | 0.001 | 0.357 | 0.473 | 0.470 | 0.001 | 0.001 | 0.397 | **0.770** | **0.887** | **0.887** | **0.884** | **0.415** | **0.810** | **0.414** |
| | Right side | 0.421 | 0.186 | 0.417 | 0.001 | 0.287 | 0.152 | 0.275 | 0.010 | **0.838** | **0.608** | **0.574** | **0.860** | **0.848** | **0.431** | **0.573** |
| | Top side | | 0.119 | 0.282 | 0.018 | 0.226 | 0.106 | 0.236 | 0.046 | **0.282** | **0.137** | **0.124** | **0.332** | **0.342** | **0.046** | **0.106** |
| | Bottom side | 0.161 | | | | | | | | **0.161** | **0.161** | **0.161** | **0.161** | **0.161** | **0.161** | **0.161** |
| LTE Band 30_Ant 2 | Front | 0.405 | 0.117 | 0.259 | 0.081 | 0.083 | 0.124 | 0.067 | 0.243 | **0.664** | **0.603** | **0.610** | **0.612** | **0.596** | **0.648** | **0.529** |
| | Back | 0.339 | 0.217 | 0.472 | 0.268 | 0.285 | 0.227 | 0.108 | 0.400 | **0.811** | **0.824** | **0.834** | **0.851** | **0.674** | **0.739** | **0.566** |
| | Left side | 0.068 | 0.001 | 0.357 | 0.473 | 0.470 | 0.001 | 0.001 | 0.397 | **0.425** | **0.542** | **0.542** | **0.539** | **0.070** | **0.465** | **0.069** |
| | Right side | 0.291 | 0.186 | 0.417 | 0.001 | 0.287 | 0.152 | 0.275 | 0.010 | **0.708** | **0.478** | **0.444** | **0.730** | **0.718** | **0.301** | **0.443** |
| | Top side | | 0.119 | 0.282 | 0.018 | 0.226 | 0.106 | 0.236 | 0.046 | **0.282** | **0.137** | **0.124** | **0.332** | **0.342** | **0.046** | **0.106** |
| | Bottom side | 0.358 | | | | | | | | **0.358** | **0.358** | **0.358** | **0.358** | **0.358** | **0.358** | **0.358** |

| WWAN Band | Exposure Position | 1 | 2 | 3 | 4 | 5 | 6 | 7 | 8 | 1+3 Summed 1g SAR (W/kg) | 1+2+4 Summed 1g SAR (W/kg) | 1+4+6 Summed 1g SAR (W/kg) | 1+5+6 Summed 1g SAR (W/kg) | 1+6+7 Summed 1g SAR (W/kg) | 1+8 Summed 1g SAR (W/kg) | 1+6 Summed 1g SAR (W/kg) |
|---|---|---|---|---|---|---|---|---|---|---|---|---|---|---|---|---|
| | | WWAN | 2.4GHz WLAN Ant 4 | 2.4GHz WLAN Ant 4+3 | 5GHz WLAN Ant 3 | 5GHz WLAN Ant 4+3 | Bluetooth Ant 4 | 5GHz WLAN Ant 4 | 2.4GHz WLAN Ant 3 | | | | | | | |
| | | 1g SAR (W/kg) | 1g SAR (W/kg) | 1g SAR (W/kg) | 1g SAR (W/kg) | 1g SAR (W/kg) | 1g SAR (W/kg) | 1g SAR (W/kg) | 1g SAR (W/kg) | | | | | | | |
| LTE Band 41_Ant 2 | Front | 0.591 | 0.117 | 0.259 | 0.081 | 0.083 | 0.124 | 0.067 | 0.243 | **0.850** | **0.789** | **0.796** | **0.798** | **0.782** | **0.834** | **0.715** |
| | Back | 0.999 | 0.217 | 0.472 | 0.268 | 0.285 | 0.227 | 0.108 | 0.400 | **1.471** | **1.484** | **1.494** | **1.511** | **1.334** | **1.399** | **1.226** |
| | Left side | 0.075 | 0.001 | 0.357 | 0.473 | 0.470 | 0.001 | 0.001 | 0.397 | **0.432** | **0.549** | **0.549** | **0.546** | **0.077** | **0.472** | **0.076** |
| | Right side | 0.593 | 0.186 | 0.417 | 0.001 | 0.287 | 0.152 | 0.275 | 0.010 | **1.010** | **0.780** | **0.746** | **1.032** | **1.020** | **0.603** | **0.745** |
| | Top side | | 0.119 | 0.282 | 0.018 | 0.226 | 0.106 | 0.236 | 0.046 | **0.282** | **0.137** | **0.124** | **0.332** | **0.342** | **0.046** | **0.106** |
| | Bottom side | 0.536 | | | | | | | | **0.536** | **0.536** | **0.536** | **0.536** | **0.536** | **0.536** | **0.536** |
| LTE Band 48_Ant 7 | Front | 0.255 | 0.117 | 0.259 | 0.081 | 0.083 | 0.124 | 0.067 | 0.243 | **0.514** | **0.453** | **0.460** | **0.462** | **0.446** | **0.498** | **0.379** |
| | Back | 0.888 | 0.217 | 0.472 | 0.268 | 0.285 | 0.227 | 0.108 | 0.400 | **1.360** | **1.373** | **1.383** | **1.400** | **1.223** | **1.288** | **1.115** |
| | Left side | 0.674 | 0.001 | 0.357 | 0.473 | 0.470 | 0.001 | 0.001 | 0.397 | **1.031** | **1.148** | **1.148** | **1.145** | **0.676** | **1.071** | **0.675** |
| | Right side | 0.022 | 0.186 | 0.417 | 0.001 | 0.287 | 0.152 | 0.275 | 0.010 | **0.439** | **0.209** | **0.175** | **0.461** | **0.449** | **0.032** | **0.174** |
| | Top side | | 0.119 | 0.282 | 0.018 | 0.226 | 0.106 | 0.236 | 0.046 | **0.282** | **0.137** | **0.124** | **0.332** | **0.342** | **0.046** | **0.106** |
| | Bottom side | 0.135 | | | | | | | | **0.135** | **0.135** | **0.135** | **0.135** | **0.135** | **0.135** | **0.135** |
| LTE Band 66_Ant 2 | Front | 0.975 | 0.117 | 0.259 | 0.081 | 0.083 | 0.124 | 0.067 | 0.243 | **1.234** | **1.173** | **1.180** | **1.182** | **1.166** | **1.218** | **1.099** |
| | Back | 0.751 | 0.217 | 0.472 | 0.268 | 0.285 | 0.227 | 0.108 | 0.400 | **1.223** | **1.236** | **1.246** | **1.263** | **1.086** | **1.151** | **0.978** |
| | Left side | 0.287 | 0.001 | 0.357 | 0.473 | 0.470 | 0.001 | 0.001 | 0.397 | **0.644** | **0.761** | **0.761** | **0.758** | **0.289** | **0.684** | **0.288** |
| | Right side | 0.598 | 0.186 | 0.417 | 0.001 | 0.287 | 0.152 | 0.275 | 0.010 | **1.015** | **0.785** | **0.751** | **1.037** | **1.025** | **0.608** | **0.750** |
| | Top side | | 0.119 | 0.282 | 0.018 | 0.226 | 0.106 | 0.236 | 0.046 | **0.282** | **0.137** | **0.124** | **0.332** | **0.342** | **0.046** | **0.106** |
| | Bottom side | 0.419 | | | | | | | | **0.419** | **0.419** | **0.419** | **0.419** | **0.419** | **0.419** | **0.419** |
| LTE Band 71_Ant 0 | Front | 0.174 | 0.117 | 0.259 | 0.081 | 0.083 | 0.124 | 0.067 | 0.243 | **0.433** | **0.372** | **0.379** | **0.381** | **0.365** | **0.417** | **0.298** |
| | Back | 0.623 | 0.217 | 0.472 | 0.268 | 0.285 | 0.227 | 0.108 | 0.400 | **1.095** | **1.108** | **1.118** | **1.135** | **0.958** | **1.023** | **0.850** |
| | Left side | 0.391 | 0.001 | 0.357 | 0.473 | 0.470 | 0.001 | 0.001 | 0.397 | **0.748** | **0.865** | **0.865** | **0.862** | **0.393** | **0.788** | **0.392** |
| | Right side | 0.336 | 0.186 | 0.417 | 0.001 | 0.287 | 0.152 | 0.275 | 0.010 | **0.753** | **0.523** | **0.489** | **0.775** | **0.763** | **0.346** | **0.488** |
| | Top side | | 0.119 | 0.282 | 0.018 | 0.226 | 0.106 | 0.236 | 0.046 | **0.282** | **0.137** | **0.124** | **0.332** | **0.342** | **0.046** | **0.106** |
| | Bottom side | 0.112 | | | | | | | | **0.112** | **0.112** | **0.112** | **0.112** | **0.112** | **0.112** | **0.112** |

| WWAN Band | Exposure Position | 1 WWAN 1g SAR (W/kg) | 2 2.4GHz WLAN Ant 4 1g SAR (W/kg) | 3 2.4GHz WLAN Ant 4+3 1g SAR (W/kg) | 4 5GHz WLAN Ant 3 1g SAR (W/kg) | 5 5GHz WLAN Ant 4+3 1g SAR (W/kg) | 6 Bluetooth Ant 4 1g SAR (W/kg) | 7 5GHz WLAN Ant 4 1g SAR (W/kg) | 8 2.4GHz WLAN Ant 3 1g SAR (W/kg) | 1+3 Summed 1g SAR (W/kg) | 1+2+4 Summed 1g SAR (W/kg) | 1+4+6 Summed 1g SAR (W/kg) | 1+5+6 Summed 1g SAR (W/kg) | 1+6+7 Summed 1g SAR (W/kg) | 1+8 Summed 1g SAR (W/kg) | 1+6 Summed 1g SAR (W/kg) |
|---|---|---|---|---|---|---|---|---|---|---|---|---|---|---|---|---|
| n5_Ant 0 | Front | 0.116 | 0.117 | 0.259 | 0.081 | 0.083 | 0.124 | 0.067 | 0.243 | **0.375** | **0.314** | **0.321** | **0.323** | **0.307** | **0.359** | **0.240** |
| | Back | 0.137 | 0.217 | 0.472 | 0.268 | 0.285 | 0.227 | 0.108 | 0.400 | **0.609** | **0.622** | **0.632** | **0.649** | **0.472** | **0.537** | **0.364** |
| | Left side | 0.163 | 0.001 | 0.357 | 0.473 | 0.470 | 0.001 | 0.001 | 0.397 | **0.520** | **0.637** | **0.637** | **0.634** | **0.165** | **0.560** | **0.164** |
| | Right side | 0.162 | 0.186 | 0.417 | 0.001 | 0.287 | 0.152 | 0.275 | 0.010 | **0.579** | **0.349** | **0.315** | **0.601** | **0.589** | **0.172** | **0.314** |
| | Top side | | 0.119 | 0.282 | 0.018 | 0.226 | 0.106 | 0.236 | 0.046 | **0.282** | **0.137** | **0.124** | **0.332** | **0.342** | **0.046** | **0.106** |
| | Bottom side | 0.061 | | | | | | | | **0.061** | **0.061** | **0.061** | **0.061** | **0.061** | **0.061** | **0.061** |
| n12_Ant 0 | Front | 0.388 | 0.117 | 0.259 | 0.081 | 0.083 | 0.124 | 0.067 | 0.243 | **0.647** | **0.586** | **0.593** | **0.595** | **0.579** | **0.631** | **0.512** |
| | Back | 0.561 | 0.217 | 0.472 | 0.268 | 0.285 | 0.227 | 0.108 | 0.400 | **1.033** | **1.046** | **1.056** | **1.073** | **0.896** | **0.961** | **0.788** |
| | Left side | 0.513 | 0.001 | 0.357 | 0.473 | 0.470 | 0.001 | 0.001 | 0.397 | **0.870** | **0.987** | **0.987** | **0.984** | **0.515** | **0.910** | **0.514** |
| | Right side | 0.405 | 0.186 | 0.417 | 0.001 | 0.287 | 0.152 | 0.275 | 0.010 | **0.822** | **0.592** | **0.558** | **0.844** | **0.832** | **0.415** | **0.557** |
| | Top side | | 0.119 | 0.282 | 0.018 | 0.226 | 0.106 | 0.236 | 0.046 | **0.282** | **0.137** | **0.124** | **0.332** | **0.342** | **0.046** | **0.106** |
| | Bottom side | 0.086 | | | | | | | | **0.086** | **0.086** | **0.086** | **0.086** | **0.086** | **0.086** | **0.086** |
| n25_Ant 2 | Front | 0.950 | 0.117 | 0.259 | 0.081 | 0.083 | 0.124 | 0.067 | 0.243 | **1.209** | **1.148** | **1.155** | **1.157** | **1.141** | **1.193** | **1.074** |
| | Back | 0.982 | 0.217 | 0.472 | 0.268 | 0.285 | 0.227 | 0.108 | 0.400 | **1.454** | **1.467** | **1.477** | **1.494** | **1.317** | **1.382** | **1.209** |
| | Left side | 0.478 | 0.001 | 0.357 | 0.473 | 0.470 | 0.001 | 0.001 | 0.397 | **0.835** | **0.952** | **0.952** | **0.949** | **0.480** | **0.875** | **0.479** |
| | Right side | 0.901 | 0.186 | 0.417 | 0.001 | 0.287 | 0.152 | 0.275 | 0.010 | **1.318** | **1.088** | **1.054** | **1.340** | **1.328** | **0.911** | **1.053** |
| | Top side | | 0.119 | 0.282 | 0.018 | 0.226 | 0.106 | 0.236 | 0.046 | **0.282** | **0.137** | **0.124** | **0.332** | **0.342** | **0.046** | **0.106** |
| | Bottom side | 0.657 | | | | | | | | **0.657** | **0.657** | **0.657** | **0.657** | **0.657** | **0.657** | **0.657** |
| n66_Ant 2 | Front | 0.999 | 0.117 | 0.259 | 0.081 | 0.083 | 0.124 | 0.067 | 0.243 | **1.258** | **1.197** | **1.204** | **1.206** | **1.190** | **1.242** | **1.123** |
| | Back | 0.828 | 0.217 | 0.472 | 0.268 | 0.285 | 0.227 | 0.108 | 0.400 | **1.300** | **1.313** | **1.323** | **1.340** | **1.163** | **1.228** | **1.055** |
| | Left side | 0.396 | 0.001 | 0.357 | 0.473 | 0.470 | 0.001 | 0.001 | 0.397 | **0.753** | **0.870** | **0.870** | **0.867** | **0.398** | **0.793** | **0.397** |
| | Right side | 0.741 | 0.186 | 0.417 | 0.001 | 0.287 | 0.152 | 0.275 | 0.010 | **1.158** | **0.928** | **0.894** | **1.180** | **1.168** | **0.751** | **0.893** |
| | Top side | | 0.119 | 0.282 | 0.018 | 0.226 | 0.106 | 0.236 | 0.046 | **0.282** | **0.137** | **0.124** | **0.332** | **0.342** | **0.046** | **0.106** |
| | Bottom side | 0.579 | | | | | | | | **0.579** | **0.579** | **0.579** | **0.579** | **0.579** | **0.579** | **0.579** |
| n71_Ant 0 | Front | 0.461 | 0.117 | 0.259 | 0.081 | 0.083 | 0.124 | 0.067 | 0.243 | **0.720** | **0.659** | **0.666** | **0.668** | **0.652** | **0.704** | **0.585** |
| | Back | 0.714 | 0.217 | 0.472 | 0.268 | 0.285 | 0.227 | 0.108 | 0.400 | **1.186** | **1.199** | **1.209** | **1.226** | **1.049** | **1.114** | **0.941** |
| | Left side | 0.532 | 0.001 | 0.357 | 0.473 | 0.470 | 0.001 | 0.001 | 0.397 | **0.889** | **1.006** | **1.006** | **1.003** | **0.534** | **0.929** | **0.533** |
| | Right side | 0.419 | 0.186 | 0.417 | 0.001 | 0.287 | 0.152 | 0.275 | 0.010 | **0.836** | **0.606** | **0.572** | **0.858** | **0.846** | **0.429** | **0.571** |
| | Top side | | 0.119 | 0.282 | 0.018 | 0.226 | 0.106 | 0.236 | 0.046 | **0.282** | **0.137** | **0.124** | **0.332** | **0.342** | **0.046** | **0.106** |
| | Bottom side | 0.131 | | | | | | | | **0.131** | **0.131** | **0.131** | **0.131** | **0.131** | **0.131** | **0.131** |
| n41_Ant 2 | Front | 0.362 | 0.117 | 0.259 | 0.081 | 0.083 | 0.124 | 0.067 | 0.243 | **0.621** | **0.560** | **0.567** | **0.569** | **0.553** | **0.605** | **0.486** |
| | Back | 0.402 | 0.217 | 0.472 | 0.268 | 0.285 | 0.227 | 0.108 | 0.400 | **0.874** | **0.887** | **0.897** | **0.914** | **0.737** | **0.802** | **0.629** |
| | Left side | 0.054 | 0.001 | 0.357 | 0.473 | 0.470 | 0.001 | 0.001 | 0.397 | **0.411** | **0.528** | **0.528** | **0.525** | **0.056** | **0.451** | **0.055** |
| | Right side | 0.454 | 0.186 | 0.417 | 0.001 | 0.287 | 0.152 | 0.275 | 0.010 | **0.871** | **0.641** | **0.607** | **0.893** | **0.881** | **0.464** | **0.606** |
| | Top side | | 0.119 | 0.282 | 0.018 | 0.226 | 0.106 | 0.236 | 0.046 | **0.282** | **0.137** | **0.124** | **0.332** | **0.342** | **0.046** | **0.106** |
| | Bottom side | 0.433 | | | | | | | | **0.433** | **0.433** | **0.433** | **0.433** | **0.433** | **0.433** | **0.433** |
| n41_Ant 5 | Front | 0.300 | 0.117 | 0.259 | 0.081 | 0.083 | 0.124 | 0.067 | 0.243 | **0.559** | **0.498** | **0.505** | **0.507** | **0.491** | **0.543** | **0.424** |
| | Back | 0.483 | 0.217 | 0.472 | 0.268 | 0.285 | 0.227 | 0.108 | 0.400 | **0.955** | **0.968** | **0.978** | **0.995** | **0.818** | **0.883** | **0.710** |
| | Left side | 0.379 | 0.001 | 0.357 | 0.473 | 0.470 | 0.001 | 0.001 | 0.397 | **0.736** | **0.853** | **0.853** | **0.850** | **0.381** | **0.776** | **0.380** |
| | Right side | 0.002 | 0.186 | 0.417 | 0.001 | 0.287 | 0.152 | 0.275 | 0.010 | **0.419** | **0.189** | **0.155** | **0.441** | **0.429** | **0.012** | **0.154** |
| | Top side | | 0.119 | 0.282 | 0.018 | 0.226 | 0.106 | 0.236 | 0.046 | **0.282** | **0.137** | **0.124** | **0.332** | **0.342** | **0.046** | **0.106** |
| | Bottom side | 0.091 | | | | | | | | **0.091** | **0.091** | **0.091** | **0.091** | **0.091** | **0.091** | **0.091** |
| n41_HPUE_Ant 5- | Front | 0.412 | 0.117 | 0.259 | 0.081 | 0.083 | 0.124 | 0.067 | 0.243 | **0.671** | **0.610** | **0.617** | **0.619** | **0.603** | **0.655** | **0.536** |
| | Back | 0.770 | 0.217 | 0.472 | 0.268 | 0.285 | 0.227 | 0.108 | 0.400 | **1.242** | **1.255** | **1.265** | **1.282** | **1.105** | **1.170** | **0.997** |
| | Left side | 0.494 | 0.001 | 0.357 | 0.473 | 0.470 | 0.001 | 0.001 | 0.397 | **0.851** | **0.968** | **0.968** | **0.965** | **0.496** | **0.891** | **0.495** |
| | Right side | 0.030 | 0.186 | 0.417 | 0.001 | 0.287 | 0.152 | 0.275 | 0.010 | **0.447** | **0.217** | **0.183** | **0.469** | **0.457** | **0.040** | **0.182** |
| | Top side | | 0.119 | 0.282 | 0.018 | 0.226 | 0.106 | 0.236 | 0.046 | **0.282** | **0.137** | **0.124** | **0.332** | **0.342** | **0.046** | **0.106** |
| | Bottom side | 0.156 | | | | | | | | **0.156** | **0.156** | **0.156** | **0.156** | **0.156** | **0.156** | **0.156** |

## <Config 1>

| WWAN Band | Exposure Position | 1 WWAN 1g SAR (W/kg) | 2 2.4GHz WLAN Ant 4 1g SAR (W/kg) | 3 2.4GHz WLAN Ant 4+3 1g SAR (W/kg) | 4 5GHz WLAN Ant 3 1g SAR (W/kg) | 5 5GHz WLAN Ant 4+3 1g SAR (W/kg) | 6 Bluetooth Ant 4 1g SAR (W/kg) | 7 5GHz WLAN Ant 4 1g SAR (W/kg) | 8 2.4GHz WLAN Ant 3 1g SAR (W/kg) | 1+3 Summed 1g SAR (W/kg) | 1+2+4 Summed 1g SAR (W/kg) | 1+4+6 Summed 1g SAR (W/kg) | 1+5+6 Summed 1g SAR (W/kg) | 1+6+7 Summed 1g SAR (W/kg) | 1+8 Summed 1g SAR (W/kg) | 1+6 Summed 1g SAR (W/kg) |
|---|---|---|---|---|---|---|---|---|---|---|---|---|---|---|---|---|
| GSM850_Ant 1 | Front | 0.429 | 0.117 | 0.259 | 0.081 | 0.083 | 0.124 | 0.067 | 0.243 | **0.688** | **0.627** | **0.634** | **0.636** | **0.620** | **0.672** | **0.553** |
| | Back | 0.669 | 0.217 | 0.472 | 0.268 | 0.285 | 0.227 | 0.108 | 0.400 | **1.141** | **1.154** | **1.164** | **1.181** | **1.004** | **1.069** | **0.896** |
| | Left side | 0.195 | 0.001 | 0.357 | 0.473 | 0.470 | 0.001 | 0.001 | 0.397 | **0.552** | **0.669** | **0.669** | **0.666** | **0.197** | **0.592** | **0.196** |
| | Right side | 0.221 | 0.186 | 0.417 | 0.001 | 0.287 | 0.152 | 0.275 | 0.010 | **0.638** | **0.408** | **0.374** | **0.660** | **0.648** | **0.231** | **0.373** |
| | Top side | 0.342 | 0.119 | 0.282 | 0.018 | 0.226 | 0.106 | 0.236 | 0.046 | **0.624** | **0.479** | **0.466** | **0.674** | **0.684** | **0.388** | **0.448** |
| | Bottom side | | | | | | | | | **0.000** | **0.000** | **0.000** | **0.000** | **0.000** | **0.000** | **0.000** |
| GSM1900_Ant 0 | Front | 0.394 | 0.117 | 0.259 | 0.081 | 0.083 | 0.124 | 0.067 | 0.243 | **0.653** | **0.592** | **0.599** | **0.601** | **0.585** | **0.637** | **0.518** |
| | Back | 0.867 | 0.217 | 0.472 | 0.268 | 0.285 | 0.227 | 0.108 | 0.400 | **1.339** | **1.352** | **1.362** | **1.379** | **1.202** | **1.267** | **1.094** |
| | Left side | 0.397 | 0.001 | 0.357 | 0.473 | 0.470 | 0.001 | 0.001 | 0.397 | **0.754** | **0.871** | **0.871** | **0.868** | **0.399** | **0.794** | **0.398** |
| | Right side | 0.023 | 0.186 | 0.417 | 0.001 | 0.287 | 0.152 | 0.275 | 0.010 | **0.440** | **0.210** | **0.176** | **0.462** | **0.450** | **0.033** | **0.175** |
| | Top side | | 0.119 | 0.282 | 0.018 | 0.226 | 0.106 | 0.236 | 0.046 | **0.282** | **0.137** | **0.124** | **0.332** | **0.342** | **0.046** | **0.106** |
| | Bottom side | 0.666 | | | | | | | | **0.666** | **0.666** | **0.666** | **0.666** | **0.666** | **0.666** | **0.666** |
| WCDMA II_Ant 0 | Front | 0.535 | 0.117 | 0.259 | 0.081 | 0.083 | 0.124 | 0.067 | 0.243 | **0.794** | **0.733** | **0.740** | **0.742** | **0.726** | **0.778** | **0.659** |
| | Back | 0.944 | 0.217 | 0.472 | 0.268 | 0.285 | 0.227 | 0.108 | 0.400 | **1.416** | **1.429** | **1.439** | **1.456** | **1.279** | **1.344** | **1.171** |
| | Left side | 0.310 | 0.001 | 0.357 | 0.473 | 0.470 | 0.001 | 0.001 | 0.397 | **0.667** | **0.784** | **0.784** | **0.781** | **0.312** | **0.707** | **0.311** |
| | Right side | 0.058 | 0.186 | 0.417 | 0.001 | 0.287 | 0.152 | 0.275 | 0.010 | **0.475** | **0.245** | **0.211** | **0.497** | **0.485** | **0.068** | **0.210** |
| | Top side | | 0.119 | 0.282 | 0.018 | 0.226 | 0.106 | 0.236 | 0.046 | **0.282** | **0.137** | **0.124** | **0.332** | **0.342** | **0.046** | **0.106** |
| | Bottom side | 0.934 | | | | | | | | **0.934** | **0.934** | **0.934** | **0.934** | **0.934** | **0.934** | **0.934** |
| WCDMA IV_Ant 0 | Front | 0.349 | 0.117 | 0.259 | 0.081 | 0.083 | 0.124 | 0.067 | 0.243 | **0.608** | **0.547** | **0.554** | **0.556** | **0.540** | **0.592** | **0.473** |
| | Back | 0.953 | 0.217 | 0.472 | 0.268 | 0.285 | 0.227 | 0.108 | 0.400 | **1.425** | **1.438** | **1.448** | **1.465** | **1.288** | **1.353** | **1.180** |
| | Left side | 0.264 | 0.001 | 0.357 | 0.473 | 0.470 | 0.001 | 0.001 | 0.397 | **0.621** | **0.738** | **0.738** | **0.735** | **0.266** | **0.661** | **0.265** |
| | Right side | 0.009 | 0.186 | 0.417 | 0.001 | 0.287 | 0.152 | 0.275 | 0.010 | **0.426** | **0.196** | **0.162** | **0.448** | **0.436** | **0.019** | **0.161** |
| | Top side | | 0.119 | 0.282 | 0.018 | 0.226 | 0.106 | 0.236 | 0.046 | **0.282** | **0.137** | **0.124** | **0.332** | **0.342** | **0.046** | **0.106** |
| | Bottom side | 0.684 | | | | | | | | **0.684** | **0.684** | **0.684** | **0.684** | **0.684** | **0.684** | **0.684** |
| WCDMA V_Ant 1 | Front | 0.346 | 0.117 | 0.259 | 0.081 | 0.083 | 0.124 | 0.067 | 0.243 | **0.605** | **0.544** | **0.551** | **0.553** | **0.537** | **0.589** | **0.470** |
| | Back | 0.651 | 0.217 | 0.472 | 0.268 | 0.285 | 0.227 | 0.108 | 0.400 | **1.123** | **1.136** | **1.146** | **1.163** | **0.986** | **1.051** | **0.878** |
| | Left side | 0.167 | 0.001 | 0.357 | 0.473 | 0.470 | 0.001 | 0.001 | 0.397 | **0.524** | **0.641** | **0.641** | **0.638** | **0.169** | **0.564** | **0.168** |
| | Right side | 0.199 | 0.186 | 0.417 | 0.001 | 0.287 | 0.152 | 0.275 | 0.010 | **0.616** | **0.386** | **0.352** | **0.638** | **0.626** | **0.209** | **0.351** |
| | Top side | 0.299 | 0.119 | 0.282 | 0.018 | 0.226 | 0.106 | 0.236 | 0.046 | **0.581** | **0.436** | **0.423** | **0.631** | **0.641** | **0.345** | **0.405** |
| | Bottom side | | | | | | | | | **0.000** | **0.000** | **0.000** | **0.000** | **0.000** | **0.000** | **0.000** |
| CDMA BC0_Ant 1 | Front | 0.392 | 0.117 | 0.259 | 0.081 | 0.083 | 0.124 | 0.067 | 0.243 | **0.651** | **0.590** | **0.597** | **0.599** | **0.583** | **0.635** | **0.516** |
| | Back | 0.807 | 0.217 | 0.472 | 0.268 | 0.285 | 0.227 | 0.108 | 0.400 | **1.279** | **1.292** | **1.302** | **1.319** | **1.142** | **1.207** | **1.034** |
| | Left side | 0.205 | 0.001 | 0.357 | 0.473 | 0.470 | 0.001 | 0.001 | 0.397 | **0.562** | **0.679** | **0.679** | **0.676** | **0.207** | **0.602** | **0.206** |
| | Right side | 0.233 | 0.186 | 0.417 | 0.001 | 0.287 | 0.152 | 0.275 | 0.010 | **0.650** | **0.420** | **0.386** | **0.672** | **0.660** | **0.243** | **0.385** |
| | Top side | 0.337 | 0.119 | 0.282 | 0.018 | 0.226 | 0.106 | 0.236 | 0.046 | **0.619** | **0.474** | **0.461** | **0.669** | **0.679** | **0.383** | **0.443** |
| | Bottom side | | | | | | | | | **0.000** | **0.000** | **0.000** | **0.000** | **0.000** | **0.000** | **0.000** |
| CDMA BC1_Ant 0 | Front | 0.431 | 0.117 | 0.259 | 0.081 | 0.083 | 0.124 | 0.067 | 0.243 | **0.690** | **0.629** | **0.636** | **0.638** | **0.622** | **0.674** | **0.555** |
| | Back | 0.988 | 0.217 | 0.472 | 0.268 | 0.285 | 0.227 | 0.108 | 0.400 | **1.460** | **1.473** | **1.483** | **1.500** | **1.323** | **1.388** | **1.215** |
| | Left side | 0.334 | 0.001 | 0.357 | 0.473 | 0.470 | 0.001 | 0.001 | 0.397 | **0.691** | **0.808** | **0.808** | **0.805** | **0.336** | **0.731** | **0.335** |
| | Right side | 0.035 | 0.186 | 0.417 | 0.001 | 0.287 | 0.152 | 0.275 | 0.010 | **0.452** | **0.222** | **0.188** | **0.474** | **0.462** | **0.045** | **0.187** |
| | Top side | | 0.119 | 0.282 | 0.018 | 0.226 | 0.106 | 0.236 | 0.046 | **0.282** | **0.137** | **0.124** | **0.332** | **0.342** | **0.046** | **0.106** |
| | Bottom side | 0.743 | | | | | | | | **0.743** | **0.743** | **0.743** | **0.743** | **0.743** | **0.743** | **0.743** |
| CDMA BC10_Ant 1 | Front | 0.362 | 0.117 | 0.259 | 0.081 | 0.083 | 0.124 | 0.067 | 0.243 | **0.621** | **0.560** | **0.567** | **0.569** | **0.553** | **0.605** | **0.486** |
| | Back | 0.646 | 0.217 | 0.472 | 0.268 | 0.285 | 0.227 | 0.108 | 0.400 | **1.118** | **1.131** | **1.141** | **1.158** | **0.981** | **1.046** | **0.873** |
| | Left side | 0.232 | 0.001 | 0.357 | 0.473 | 0.470 | 0.001 | 0.001 | 0.397 | **0.589** | **0.706** | **0.706** | **0.703** | **0.234** | **0.629** | **0.233** |
| | Right side | 0.239 | 0.186 | 0.417 | 0.001 | 0.287 | 0.152 | 0.275 | 0.010 | **0.656** | **0.426** | **0.392** | **0.678** | **0.666** | **0.249** | **0.391** |
| | Top side | 0.297 | 0.119 | 0.282 | 0.018 | 0.226 | 0.106 | 0.236 | 0.046 | **0.579** | **0.434** | **0.421** | **0.629** | **0.639** | **0.343** | **0.403** |
| | Bottom side | | | | | | | | | **0.000** | **0.000** | **0.000** | **0.000** | **0.000** | **0.000** | **0.000** |
| LTE Band 7_Ant 0 | Front | 0.314 | 0.117 | 0.259 | 0.081 | 0.083 | 0.124 | 0.067 | 0.243 | **0.573** | **0.512** | **0.519** | **0.521** | **0.505** | **0.557** | **0.438** |
| | Back | 0.901 | 0.217 | 0.472 | 0.268 | 0.285 | 0.227 | 0.108 | 0.400 | **1.373** | **1.386** | **1.396** | **1.413** | **1.236** | **1.301** | **1.128** |
| | Left side | 0.218 | 0.001 | 0.357 | 0.473 | 0.470 | 0.001 | 0.001 | 0.397 | **0.575** | **0.692** | **0.692** | **0.689** | **0.220** | **0.615** | **0.219** |
| | Right side | 0.070 | 0.186 | 0.417 | 0.001 | 0.287 | 0.152 | 0.275 | 0.010 | **0.487** | **0.257** | **0.223** | **0.509** | **0.497** | **0.080** | **0.222** |
| | Top side | | 0.119 | 0.282 | 0.018 | 0.226 | 0.106 | 0.236 | 0.046 | **0.282** | **0.137** | **0.124** | **0.332** | **0.342** | **0.046** | **0.106** |
| | Bottom side | 0.899 | | | | | | | | **0.899** | **0.899** | **0.899** | **0.899** | **0.899** | **0.899** | **0.899** |

| WWAN Band | Exposure Position | 1 | 2 | 3 | 4 | 5 | 6 | 7 | 8 | 1+3 | 1+2+4 | 1+4+6 | 1+5+6 | 1+6+7 | 1+8 | 1+6 |
|---|---|---|---|---|---|---|---|---|---|---|---|---|---|---|---|---|
| | | WWAN | 2.4GHz WLAN Ant 4 | 2.4GHz WLAN Ant 4+3 | 5GHz WLAN Ant 3 | 5GHz WLAN Ant 4+3 | Bluetooth Ant 4 | 5GHz WLAN Ant 4 | 2.4GHz WLAN Ant 3 | Summed 1g SAR (W/kg) | Summed 1g SAR (W/kg) | Summed 1g SAR (W/kg) | Summed 1g SAR (W/kg) | Summed 1g SAR (W/kg) | Summed 1g SAR (W/kg) | Summed 1g SAR (W/kg) |
| | | 1g SAR (W/kg) | 1g SAR (W/kg) | 1g SAR (W/kg) | 1g SAR (W/kg) | 1g SAR (W/kg) | 1g SAR (W/kg) | 1g SAR (W/kg) | 1g SAR (W/kg) | | | | | | | |
| LTE Band 12_Ant 1 | Front | 0.317 | 0.117 | 0.259 | 0.081 | 0.083 | 0.124 | 0.067 | 0.243 | **0.576** | **0.515** | **0.522** | **0.524** | **0.508** | **0.560** | **0.441** |
| | Back | 0.570 | 0.217 | 0.472 | 0.268 | 0.285 | 0.227 | 0.108 | 0.400 | **1.042** | **1.055** | **1.065** | **1.082** | **0.905** | **0.970** | **0.797** |
| | Left side | 0.397 | 0.001 | 0.357 | 0.473 | 0.470 | 0.001 | 0.001 | 0.397 | **0.754** | **0.871** | **0.871** | **0.868** | **0.399** | **0.794** | **0.398** |
| | Right side | 0.349 | 0.186 | 0.417 | 0.001 | 0.287 | 0.152 | 0.275 | 0.010 | **0.766** | **0.536** | **0.502** | **0.788** | **0.776** | **0.359** | **0.501** |
| | Top side | 0.205 | 0.119 | 0.282 | 0.018 | 0.226 | 0.106 | 0.236 | 0.046 | **0.487** | **0.342** | **0.329** | **0.537** | **0.547** | **0.251** | **0.311** |
| | Bottom side | | | | | | | | | **0.000** | **0.000** | **0.000** | **0.000** | **0.000** | **0.000** | **0.000** |
| LTE Band 13_Ant 1 | Front | 0.235 | 0.117 | 0.259 | 0.081 | 0.083 | 0.124 | 0.067 | 0.243 | **0.494** | **0.433** | **0.440** | **0.442** | **0.426** | **0.478** | **0.359** |
| | Back | 0.424 | 0.217 | 0.472 | 0.268 | 0.285 | 0.227 | 0.108 | 0.400 | **0.896** | **0.909** | **0.919** | **0.936** | **0.759** | **0.824** | **0.651** |
| | Left side | 0.224 | 0.001 | 0.357 | 0.473 | 0.470 | 0.001 | 0.001 | 0.397 | **0.581** | **0.698** | **0.698** | **0.695** | **0.226** | **0.621** | **0.225** |
| | Right side | 0.216 | 0.186 | 0.417 | 0.001 | 0.287 | 0.152 | 0.275 | 0.010 | **0.633** | **0.403** | **0.369** | **0.655** | **0.643** | **0.226** | **0.368** |
| | Top side | 0.166 | 0.119 | 0.282 | 0.018 | 0.226 | 0.106 | 0.236 | 0.046 | **0.448** | **0.303** | **0.290** | **0.498** | **0.508** | **0.212** | **0.272** |
| | Bottom side | | | | | | | | | **0.000** | **0.000** | **0.000** | **0.000** | **0.000** | **0.000** | **0.000** |
| LTE Band 14_Ant 1 | Front | 0.393 | 0.117 | 0.259 | 0.081 | 0.083 | 0.124 | 0.067 | 0.243 | **0.652** | **0.591** | **0.598** | **0.600** | **0.584** | **0.636** | **0.517** |
| | Back | 0.665 | 0.217 | 0.472 | 0.268 | 0.285 | 0.227 | 0.108 | 0.400 | **1.137** | **1.150** | **1.160** | **1.177** | **1.000** | **1.065** | **0.892** |
| | Left side | 0.278 | 0.001 | 0.357 | 0.473 | 0.470 | 0.001 | 0.001 | 0.397 | **0.635** | **0.752** | **0.752** | **0.749** | **0.280** | **0.675** | **0.279** |
| | Right side | 0.334 | 0.186 | 0.417 | 0.001 | 0.287 | 0.152 | 0.275 | 0.010 | **0.751** | **0.521** | **0.487** | **0.773** | **0.761** | **0.344** | **0.486** |
| | Top side | 0.282 | 0.119 | 0.282 | 0.018 | 0.226 | 0.106 | 0.236 | 0.046 | **0.564** | **0.419** | **0.406** | **0.614** | **0.624** | **0.328** | **0.388** |
| | Bottom side | | | | | | | | | **0.000** | **0.000** | **0.000** | **0.000** | **0.000** | **0.000** | **0.000** |
| LTE Band 25_Ant 0 | Front | 0.373 | 0.117 | 0.259 | 0.081 | 0.083 | 0.124 | 0.067 | 0.243 | **0.632** | **0.571** | **0.578** | **0.580** | **0.564** | **0.616** | **0.497** |
| | Back | 0.875 | 0.217 | 0.472 | 0.268 | 0.285 | 0.227 | 0.108 | 0.400 | **1.347** | **1.360** | **1.370** | **1.387** | **1.210** | **1.275** | **1.102** |
| | Left side | 0.237 | 0.001 | 0.357 | 0.473 | 0.470 | 0.001 | 0.001 | 0.397 | **0.594** | **0.711** | **0.711** | **0.708** | **0.239** | **0.634** | **0.238** |
| | Right side | 0.025 | 0.186 | 0.417 | 0.001 | 0.287 | 0.152 | 0.275 | 0.010 | **0.442** | **0.212** | **0.178** | **0.464** | **0.452** | **0.035** | **0.177** |
| | Top side | | 0.119 | 0.282 | 0.018 | 0.226 | 0.106 | 0.236 | 0.046 | **0.282** | **0.137** | **0.124** | **0.332** | **0.342** | **0.046** | **0.106** |
| | Bottom side | 0.614 | | | | | | | | **0.614** | **0.614** | **0.614** | **0.614** | **0.614** | **0.614** | **0.614** |
| LTE Band 26_Ant 1 | Front | 0.366 | 0.117 | 0.259 | 0.081 | 0.083 | 0.124 | 0.067 | 0.243 | **0.625** | **0.564** | **0.571** | **0.573** | **0.557** | **0.609** | **0.490** |
| | Back | 0.660 | 0.217 | 0.472 | 0.268 | 0.285 | 0.227 | 0.108 | 0.400 | **1.132** | **1.145** | **1.155** | **1.172** | **0.995** | **1.060** | **0.887** |
| | Left side | 0.162 | 0.001 | 0.357 | 0.473 | 0.470 | 0.001 | 0.001 | 0.397 | **0.519** | **0.636** | **0.636** | **0.633** | **0.164** | **0.559** | **0.163** |
| | Right side | 0.159 | 0.186 | 0.417 | 0.001 | 0.287 | 0.152 | 0.275 | 0.010 | **0.576** | **0.346** | **0.312** | **0.598** | **0.586** | **0.169** | **0.311** |
| | Top side | 0.287 | 0.119 | 0.282 | 0.018 | 0.226 | 0.106 | 0.236 | 0.046 | **0.569** | **0.424** | **0.411** | **0.619** | **0.629** | **0.333** | **0.393** |
| | Bottom side | | | | | | | | | **0.000** | **0.000** | **0.000** | **0.000** | **0.000** | **0.000** | **0.000** |
| LTE Band 30_Ant 0 | Front | 0.474 | 0.117 | 0.259 | 0.081 | 0.083 | 0.124 | 0.067 | 0.243 | **0.733** | **0.672** | **0.679** | **0.681** | **0.665** | **0.717** | **0.598** |
| | Back | 0.925 | 0.217 | 0.472 | 0.268 | 0.285 | 0.227 | 0.108 | 0.400 | **1.397** | **1.410** | **1.420** | **1.437** | **1.260** | **1.325** | **1.152** |
| | Left side | 0.124 | 0.001 | 0.357 | 0.473 | 0.470 | 0.001 | 0.001 | 0.397 | **0.481** | **0.598** | **0.598** | **0.595** | **0.126** | **0.521** | **0.125** |
| | Right side | 0.105 | 0.186 | 0.417 | 0.001 | 0.287 | 0.152 | 0.275 | 0.010 | **0.522** | **0.292** | **0.258** | **0.544** | **0.532** | **0.115** | **0.257** |
| | Top side | | 0.119 | 0.282 | 0.018 | 0.226 | 0.106 | 0.236 | 0.046 | **0.282** | **0.137** | **0.124** | **0.332** | **0.342** | **0.046** | **0.106** |
| | Bottom side | 0.948 | | | | | | | | **0.948** | **0.948** | **0.948** | **0.948** | **0.948** | **0.948** | **0.948** |
| LTE Band 41_Ant 0 | Front | 0.272 | 0.117 | 0.259 | 0.081 | 0.083 | 0.124 | 0.067 | 0.243 | **0.531** | **0.470** | **0.477** | **0.479** | **0.463** | **0.515** | **0.396** |
| | Back | 0.933 | 0.217 | 0.472 | 0.268 | 0.285 | 0.227 | 0.108 | 0.400 | **1.405** | **1.418** | **1.428** | **1.445** | **1.268** | **1.333** | **1.160** |
| | Left side | 0.260 | 0.001 | 0.357 | 0.473 | 0.470 | 0.001 | 0.001 | 0.397 | **0.617** | **0.734** | **0.734** | **0.731** | **0.262** | **0.657** | **0.261** |
| | Right side | 0.090 | 0.186 | 0.417 | 0.001 | 0.287 | 0.152 | 0.275 | 0.010 | **0.507** | **0.277** | **0.243** | **0.529** | **0.517** | **0.100** | **0.242** |
| | Top side | | 0.119 | 0.282 | 0.018 | 0.226 | 0.106 | 0.236 | 0.046 | **0.282** | **0.137** | **0.124** | **0.332** | **0.342** | **0.046** | **0.106** |
| | Bottom side | 0.643 | | | | | | | | **0.643** | **0.643** | **0.643** | **0.643** | **0.643** | **0.643** | **0.643** |
| LTE Band 48_Ant 2 | Front | 0.404 | 0.117 | 0.259 | 0.081 | 0.083 | 0.124 | 0.067 | 0.243 | **0.663** | **0.602** | **0.609** | **0.611** | **0.595** | **0.647** | **0.528** |
| | Back | 0.947 | 0.217 | 0.472 | 0.268 | 0.285 | 0.227 | 0.108 | 0.400 | **1.419** | **1.432** | **1.442** | **1.459** | **1.282** | **1.347** | **1.174** |
| | Left side | 0.001 | 0.001 | 0.357 | 0.473 | 0.470 | 0.001 | 0.001 | 0.397 | **0.358** | **0.475** | **0.475** | **0.472** | **0.003** | **0.398** | **0.002** |
| | Right side | 0.896 | 0.186 | 0.417 | 0.001 | 0.287 | 0.152 | 0.275 | 0.010 | **1.313** | **1.083** | **1.049** | **1.335** | **1.323** | **0.906** | **1.048** |
| | Top side | | 0.119 | 0.282 | 0.018 | 0.226 | 0.106 | 0.236 | 0.046 | **0.282** | **0.137** | **0.124** | **0.332** | **0.342** | **0.046** | **0.106** |
| | Bottom side | 0.515 | | | | | | | | **0.515** | **0.515** | **0.515** | **0.515** | **0.515** | **0.515** | **0.515** |
| LTE Band 66_Ant 0 | Front | 0.363 | 0.117 | 0.259 | 0.081 | 0.083 | 0.124 | 0.067 | 0.243 | **0.622** | **0.561** | **0.568** | **0.570** | **0.554** | **0.606** | **0.487** |
| | Back | 1.000 | 0.217 | 0.472 | 0.268 | 0.285 | 0.227 | 0.108 | 0.400 | **1.472** | **1.485** | **1.495** | **1.512** | **1.335** | **1.400** | **1.227** |
| | Left side | 0.349 | 0.001 | 0.357 | 0.473 | 0.470 | 0.001 | 0.001 | 0.397 | **0.706** | **0.823** | **0.823** | **0.820** | **0.351** | **0.746** | **0.350** |
| | Right side | 0.011 | 0.186 | 0.417 | 0.001 | 0.287 | 0.152 | 0.275 | 0.010 | **0.428** | **0.198** | **0.164** | **0.450** | **0.438** | **0.021** | **0.163** |
| | Top side | | 0.119 | 0.282 | 0.018 | 0.226 | 0.106 | 0.236 | 0.046 | **0.282** | **0.137** | **0.124** | **0.332** | **0.342** | **0.046** | **0.106** |
| | Bottom side | 0.793 | | | | | | | | **0.793** | **0.793** | **0.793** | **0.793** | **0.793** | **0.793** | **0.793** |
| LTE Band 71_Ant 1 | Front | 0.305 | 0.117 | 0.259 | 0.081 | 0.083 | 0.124 | 0.067 | 0.243 | **0.564** | **0.503** | **0.510** | **0.512** | **0.496** | **0.548** | **0.429** |
| | Back | 0.605 | 0.217 | 0.472 | 0.268 | 0.285 | 0.227 | 0.108 | 0.400 | **1.077** | **1.090** | **1.100** | **1.117** | **0.940** | **1.005** | **0.832** |
| | Left side | 0.550 | 0.001 | 0.357 | 0.473 | 0.470 | 0.001 | 0.001 | 0.397 | **0.907** | **1.024** | **1.024** | **1.021** | **0.552** | **0.947** | **0.551** |
| | Right side | 0.250 | 0.186 | 0.417 | 0.001 | 0.287 | 0.152 | 0.275 | 0.010 | **0.667** | **0.437** | **0.403** | **0.689** | **0.677** | **0.260** | **0.402** |
| | Top side | 0.165 | 0.119 | 0.282 | 0.018 | 0.226 | 0.106 | 0.236 | 0.046 | **0.447** | **0.302** | **0.289** | **0.497** | **0.507** | **0.211** | **0.271** |
| | Bottom side | | | | | | | | | **0.000** | **0.000** | **0.000** | **0.000** | **0.000** | **0.000** | **0.000** |

| WWAN Band | Exposure Position | 1 WWAN 1g SAR (W/kg) | 2 2.4GHz WLAN Ant 4 1g SAR (W/kg) | 3 2.4GHz WLAN Ant 4+3 1g SAR (W/kg) | 4 5GHz WLAN Ant 3 1g SAR (W/kg) | 5 5GHz WLAN Ant 4+3 1g SAR (W/kg) | 6 Bluetooth Ant 4 1g SAR (W/kg) | 7 5GHz WLAN Ant 4 1g SAR (W/kg) | 8 2.4GHz WLAN Ant 3 1g SAR (W/kg) | 1+3 Summed 1g SAR (W/kg) | 1+2+4 Summed 1g SAR (W/kg) | 1+4+6 Summed 1g SAR (W/kg) | 1+5+6 Summed 1g SAR (W/kg) | 1+6+7 Summed 1g SAR (W/kg) | 1+8 Summed 1g SAR (W/kg) | 1+6 Summed 1g SAR (W/kg) |
|---|---|---|---|---|---|---|---|---|---|---|---|---|---|---|---|---|
| n5_Ant 1 | Front | 0.386 | 0.117 | 0.259 | 0.081 | 0.083 | 0.124 | 0.067 | 0.243 | **0.645** | **0.584** | **0.591** | **0.593** | **0.577** | **0.629** | **0.510** |
| | Back | 0.655 | 0.217 | 0.472 | 0.268 | 0.285 | 0.227 | 0.108 | 0.400 | **1.127** | **1.140** | **1.150** | **1.167** | **0.990** | **1.055** | **0.882** |
| | Left side | 0.211 | 0.001 | 0.357 | 0.473 | 0.470 | 0.001 | 0.001 | 0.397 | **0.568** | **0.685** | **0.685** | **0.682** | **0.213** | **0.608** | **0.212** |
| | Right side | 0.235 | 0.186 | 0.417 | 0.001 | 0.287 | 0.152 | 0.275 | 0.010 | **0.652** | **0.422** | **0.388** | **0.674** | **0.662** | **0.245** | **0.387** |
| | Top side | 0.308 | 0.119 | 0.282 | 0.018 | 0.226 | 0.106 | 0.236 | 0.046 | **0.590** | **0.445** | **0.432** | **0.640** | **0.650** | **0.354** | **0.414** |
| | Bottom side | | | | | | | | | **0.000** | **0.000** | **0.000** | **0.000** | **0.000** | **0.000** | **0.000** |
| n12_Ant 1 | Front | 0.246 | 0.117 | 0.259 | 0.081 | 0.083 | 0.124 | 0.067 | 0.243 | **0.505** | **0.444** | **0.451** | **0.453** | **0.437** | **0.489** | **0.370** |
| | Back | 0.448 | 0.217 | 0.472 | 0.268 | 0.285 | 0.227 | 0.108 | 0.400 | **0.920** | **0.933** | **0.943** | **0.960** | **0.783** | **0.848** | **0.675** |
| | Left side | 0.160 | 0.001 | 0.357 | 0.473 | 0.470 | 0.001 | 0.001 | 0.397 | **0.517** | **0.634** | **0.634** | **0.631** | **0.162** | **0.557** | **0.161** |
| | Right side | 0.136 | 0.186 | 0.417 | 0.001 | 0.287 | 0.152 | 0.275 | 0.010 | **0.553** | **0.323** | **0.289** | **0.575** | **0.563** | **0.146** | **0.288** |
| | Top side | 0.142 | 0.119 | 0.282 | 0.018 | 0.226 | 0.106 | 0.236 | 0.046 | **0.424** | **0.279** | **0.266** | **0.474** | **0.484** | **0.188** | **0.248** |
| | Bottom side | | | | | | | | | **0.000** | **0.000** | **0.000** | **0.000** | **0.000** | **0.000** | **0.000** |
| n25_Ant 0 | Front | 0.504 | 0.117 | 0.259 | 0.081 | 0.083 | 0.124 | 0.067 | 0.243 | **0.763** | **0.702** | **0.709** | **0.711** | **0.695** | **0.747** | **0.628** |
| | Back | 0.996 | 0.217 | 0.472 | 0.268 | 0.285 | 0.227 | 0.108 | 0.400 | **1.468** | **1.481** | **1.491** | **1.508** | **1.331** | **1.396** | **1.223** |
| | Left side | 0.348 | 0.001 | 0.357 | 0.473 | 0.470 | 0.001 | 0.001 | 0.397 | **0.705** | **0.822** | **0.822** | **0.819** | **0.350** | **0.745** | **0.349** |
| | Right side | 0.034 | 0.186 | 0.417 | 0.001 | 0.287 | 0.152 | 0.275 | 0.010 | **0.451** | **0.221** | **0.187** | **0.473** | **0.461** | **0.044** | **0.186** |
| | Top side | | 0.119 | 0.282 | 0.018 | 0.226 | 0.106 | 0.236 | 0.046 | **0.282** | **0.137** | **0.124** | **0.332** | **0.342** | **0.046** | **0.106** |
| | Bottom side | 0.778 | | | | | | | | **0.778** | **0.778** | **0.778** | **0.778** | **0.778** | **0.778** | **0.778** |
| n66_Ant 0 | Front | 0.372 | 0.117 | 0.259 | 0.081 | 0.083 | 0.124 | 0.067 | 0.243 | **0.631** | **0.570** | **0.577** | **0.579** | **0.563** | **0.615** | **0.496** |
| | Back | 0.988 | 0.217 | 0.472 | 0.268 | 0.285 | 0.227 | 0.108 | 0.400 | **1.460** | **1.473** | **1.483** | **1.500** | **1.323** | **1.388** | **1.215** |
| | Left side | 0.116 | 0.001 | 0.357 | 0.473 | 0.470 | 0.001 | 0.001 | 0.397 | **0.473** | **0.590** | **0.590** | **0.587** | **0.118** | **0.513** | **0.117** |
| | Right side | 0.070 | 0.186 | 0.417 | 0.001 | 0.287 | 0.152 | 0.275 | 0.010 | **0.487** | **0.257** | **0.223** | **0.509** | **0.497** | **0.080** | **0.222** |
| | Top side | | 0.119 | 0.282 | 0.018 | 0.226 | 0.106 | 0.236 | 0.046 | **0.282** | **0.137** | **0.124** | **0.332** | **0.342** | **0.046** | **0.106** |
| | Bottom side | 0.733 | | | | | | | | **0.733** | **0.733** | **0.733** | **0.733** | **0.733** | **0.733** | **0.733** |
| n71_Ant 1 | Front | 0.350 | 0.117 | 0.259 | 0.081 | 0.083 | 0.124 | 0.067 | 0.243 | **0.609** | **0.548** | **0.555** | **0.557** | **0.541** | **0.593** | **0.474** |
| | Back | 0.671 | 0.217 | 0.472 | 0.268 | 0.285 | 0.227 | 0.108 | 0.400 | **1.143** | **1.156** | **1.166** | **1.183** | **1.006** | **1.071** | **0.898** |
| | Left side | 0.615 | 0.001 | 0.357 | 0.473 | 0.470 | 0.001 | 0.001 | 0.397 | **0.972** | **1.089** | **1.089** | **1.086** | **0.617** | **1.012** | **0.616** |
| | Right side | 0.250 | 0.186 | 0.417 | 0.001 | 0.287 | 0.152 | 0.275 | 0.010 | **0.667** | **0.437** | **0.403** | **0.689** | **0.677** | **0.260** | **0.402** |
| | Top side | 0.194 | 0.119 | 0.282 | 0.018 | 0.226 | 0.106 | 0.236 | 0.046 | **0.476** | **0.331** | **0.318** | **0.526** | **0.536** | **0.240** | **0.300** |
| | Bottom side | | | | | | | | | **0.000** | **0.000** | **0.000** | **0.000** | **0.000** | **0.000** | **0.000** |
| n41_Ant 0 | Front | 0.223 | 0.117 | 0.259 | 0.081 | 0.083 | 0.124 | 0.067 | 0.243 | **0.482** | **0.421** | **0.428** | **0.430** | **0.414** | **0.466** | **0.347** |
| | Back | 0.737 | 0.217 | 0.472 | 0.268 | 0.285 | 0.227 | 0.108 | 0.400 | **1.209** | **1.222** | **1.232** | **1.249** | **1.072** | **1.137** | **0.964** |
| | Left side | 0.229 | 0.001 | 0.357 | 0.473 | 0.470 | 0.001 | 0.001 | 0.397 | **0.586** | **0.703** | **0.703** | **0.700** | **0.231** | **0.626** | **0.230** |
| | Right side | 0.095 | 0.186 | 0.417 | 0.001 | 0.287 | 0.152 | 0.275 | 0.010 | **0.512** | **0.282** | **0.248** | **0.534** | **0.522** | **0.105** | **0.247** |
| | Top side | | 0.119 | 0.282 | 0.018 | 0.226 | 0.106 | 0.236 | 0.046 | **0.282** | **0.137** | **0.124** | **0.332** | **0.342** | **0.046** | **0.106** |
| | Bottom side | 0.450 | | | | | | | | **0.450** | **0.450** | **0.450** | **0.450** | **0.450** | **0.450** | **0.450** |

**<Simultaneous Transmission is active_WLAN OFF>**
**<Config 0>**

| WWAN Band | Exposure Position | 1 WWAN 1g SAR (W/kg) | 2 Bluetooth Ant 4 1g SAR (W/kg) | 1+2 Summed 1g SAR (W/kg) |
|---|---|---|---|---|
| GSM850_Ant 0 | Front | 0.323 | 0.187 | **0.510** |
| | Back | 0.515 | 0.323 | **0.838** |
| | Left side | 0.391 | 0.001 | **0.392** |
| | Right side | 0.376 | 0.268 | **0.644** |
| | Top side | | 0.177 | **0.177** |
| | Bottom side | 0.118 | | **0.118** |
| GSM1900_Ant 2 | Front | 0.877 | 0.187 | **1.064** |
| | Back | 0.577 | 0.323 | **0.900** |
| | Left side | 0.326 | 0.001 | **0.327** |
| | Right side | 0.585 | 0.268 | **0.853** |
| | Top side | | 0.177 | **0.177** |
| | Bottom side | 0.333 | | **0.333** |
| WCDMA II_Ant 2 | Front | 0.929 | 0.187 | **1.116** |
| | Back | 0.975 | 0.323 | **1.298** |
| | Left side | 0.575 | 0.001 | **0.576** |
| | Right side | 0.787 | 0.268 | **1.055** |
| | Top side | | 0.177 | **0.177** |
| | Bottom side | 0.435 | | **0.435** |
| WCDMA IV_Ant 2 | Front | 0.929 | 0.187 | **1.116** |
| | Back | 0.774 | 0.323 | **1.097** |
| | Left side | 0.225 | 0.001 | **0.226** |
| | Right side | 0.610 | 0.268 | **0.878** |
| | Top side | | 0.177 | **0.177** |
| | Bottom side | 0.501 | | **0.501** |
| WCDMA V_Ant 0 | Front | 0.332 | 0.187 | **0.519** |
| | Back | 0.534 | 0.323 | **0.857** |
| | Left side | 0.387 | 0.001 | **0.388** |
| | Right side | 0.387 | 0.268 | **0.655** |
| | Top side | | 0.177 | **0.177** |
| | Bottom side | 0.131 | | **0.131** |
| CDMA BC0_Ant 0 | Front | 0.420 | 0.187 | **0.607** |
| | Back | 0.760 | 0.323 | **1.083** |
| | Left side | 0.526 | 0.001 | **0.527** |
| | Right side | 0.475 | 0.268 | **0.743** |
| | Top side | | 0.177 | **0.177** |
| | Bottom side | 0.165 | | **0.165** |
| CDMA BC1_Ant 2 | Front | 0.847 | 0.187 | **1.034** |
| | Back | 0.973 | 0.323 | **1.296** |
| | Left side | 0.505 | 0.001 | **0.506** |
| | Right side | 0.728 | 0.268 | **0.996** |
| | Top side | | 0.177 | **0.177** |
| | Bottom side | 0.424 | | **0.424** |
| CDMA BC10_Ant 0 | Front | 0.453 | 0.187 | **0.640** |
| | Back | 0.673 | 0.323 | **0.996** |
| | Left side | 0.543 | 0.001 | **0.544** |
| | Right side | 0.496 | 0.268 | **0.764** |
| | Top side | | 0.177 | **0.177** |
| | Bottom side | 0.147 | | **0.147** |
| LTE Band 7_Ant 2 | Front | 0.624 | 0.187 | **0.811** |
| | Back | 0.973 | 0.323 | **1.296** |
| | Left side | 0.159 | 0.001 | **0.160** |
| | Right side | 0.695 | 0.268 | **0.963** |
| | Top side | | 0.177 | **0.177** |
| | Bottom side | 0.727 | | **0.727** |

| WWAN Band | Exposure Position | 1 WWAN 1g SAR (W/kg) | 2 Bluetooth Ant 4 1g SAR (W/kg) | 1+2 Summed 1g SAR (W/kg) |
|---|---|---|---|---|
| LTE Band 12_Ant 0 | Front | 0.367 | 0.187 | **0.554** |
| | Back | 0.525 | 0.323 | **0.848** |
| | Left side | 0.366 | 0.001 | **0.367** |
| | Right side | 0.340 | 0.268 | **0.608** |
| | Top side | | 0.177 | **0.177** |
| | Bottom side | 0.114 | | **0.114** |
| LTE Band 13_Ant 0 | Front | 0.485 | 0.187 | **0.672** |
| | Back | 0.700 | 0.323 | **1.023** |
| | Left side | 0.617 | 0.001 | **0.618** |
| | Right side | 0.592 | 0.268 | **0.860** |
| | Top side | | 0.177 | **0.177** |
| | Bottom side | 0.133 | | **0.133** |
| LTE Band 14_Ant 0 | Front | 0.449 | 0.187 | **0.636** |
| | Back | 0.619 | 0.323 | **0.942** |
| | Left side | 0.461 | 0.001 | **0.462** |
| | Right side | 0.524 | 0.268 | **0.792** |
| | Top side | | 0.177 | **0.177** |
| | Bottom side | 0.157 | | **0.157** |
| LTE Band 25_Ant 2 | Front | 0.934 | 0.187 | **1.121** |
| | Back | 0.927 | 0.323 | **1.250** |
| | Left side | 0.333 | 0.001 | **0.334** |
| | Right side | 0.878 | 0.268 | **1.146** |
| | Top side | | 0.177 | **0.177** |
| | Bottom side | 0.720 | | **0.720** |
| LTE Band 26_Ant 0 | Front | 0.373 | 0.187 | **0.560** |
| | Back | 0.537 | 0.323 | **0.860** |
| | Left side | 0.413 | 0.001 | **0.414** |
| | Right side | 0.421 | 0.268 | **0.689** |
| | Top side | | 0.177 | **0.177** |
| | Bottom side | 0.161 | | **0.161** |
| LTE Band 30_Ant 2 | Front | 0.405 | 0.187 | **0.592** |
| | Back | 0.339 | 0.323 | **0.662** |
| | Left side | 0.068 | 0.001 | **0.069** |
| | Right side | 0.291 | 0.268 | **0.559** |
| | Top side | | 0.177 | **0.177** |
| | Bottom side | 0.358 | | **0.358** |
| LTE Band 41_Ant 2 | Front | 0.591 | 0.187 | **0.778** |
| | Back | 0.999 | 0.323 | **1.322** |
| | Left side | 0.075 | 0.001 | **0.076** |
| | Right side | 0.593 | 0.268 | **0.861** |
| | Top side | | 0.177 | **0.177** |
| | Bottom side | 0.536 | | **0.536** |
| LTE Band 48_Ant 7 | Front | 0.255 | 0.187 | **0.442** |
| | Back | 0.888 | 0.323 | **1.211** |
| | Left side | 0.674 | 0.001 | **0.675** |
| | Right side | 0.022 | 0.268 | **0.290** |
| | Top side | | 0.177 | **0.177** |
| | Bottom side | 0.135 | | **0.135** |
| LTE Band 66_Ant 2 | Front | 0.975 | 0.187 | **1.162** |
| | Back | 0.751 | 0.323 | **1.074** |
| | Left side | 0.287 | 0.001 | **0.288** |
| | Right side | 0.598 | 0.268 | **0.866** |
| | Top side | | 0.177 | **0.177** |
| | Bottom side | 0.419 | | **0.419** |
| LTE Band 71_Ant 0 | Front | 0.174 | 0.187 | **0.361** |
| | Back | 0.623 | 0.323 | **0.946** |
| | Left side | 0.391 | 0.001 | **0.392** |
| | Right side | 0.336 | 0.268 | **0.604** |
| | Top side | | 0.177 | **0.177** |
| | Bottom side | 0.112 | | **0.112** |

| WWAN Band | Exposure Position | 1 WWAN 1g SAR (W/kg) | 2 Bluetooth Ant 4 1g SAR (W/kg) | 1+2 Summed 1g SAR (W/kg) |
|---|---|---|---|---|
| n5_Ant 0 | Front | 0.116 | 0.187 | **0.303** |
| | Back | 0.137 | 0.323 | **0.460** |
| | Left side | 0.163 | 0.001 | **0.164** |
| | Right side | 0.162 | 0.268 | **0.430** |
| | Top side | | 0.177 | **0.177** |
| | Bottom side | 0.061 | | **0.061** |
| n12_Ant 0 | Front | 0.388 | 0.187 | **0.575** |
| | Back | 0.561 | 0.323 | **0.884** |
| | Left side | 0.513 | 0.001 | **0.514** |
| | Right side | 0.405 | 0.268 | **0.673** |
| | Top side | | 0.177 | **0.177** |
| | Bottom side | 0.086 | | **0.086** |
| n25_Ant 2 | Front | 0.950 | 0.187 | **1.137** |
| | Back | 0.982 | 0.323 | **1.305** |
| | Left side | 0.478 | 0.001 | **0.479** |
| | Right side | 0.901 | 0.268 | **1.169** |
| | Top side | | 0.177 | **0.177** |
| | Bottom side | 0.657 | | **0.657** |
| n66_Ant 2 | Front | 0.999 | 0.187 | **1.186** |
| | Back | 0.828 | 0.323 | **1.151** |
| | Left side | 0.396 | 0.001 | **0.397** |
| | Right side | 0.741 | 0.268 | **1.009** |
| | Top side | | 0.177 | **0.177** |
| | Bottom side | 0.579 | | **0.579** |
| n71_Ant 0 | Front | 0.461 | 0.187 | **0.648** |
| | Back | 0.714 | 0.323 | **1.037** |
| | Left side | 0.532 | 0.001 | **0.533** |
| | Right side | 0.419 | 0.268 | **0.687** |
| | Top side | | 0.177 | **0.177** |
| | Bottom side | 0.131 | | **0.131** |
| n41_Ant 2 | Front | 0.362 | 0.187 | **0.549** |
| | Back | 0.402 | 0.323 | **0.725** |
| | Left side | 0.054 | 0.001 | **0.055** |
| | Right side | 0.454 | 0.268 | **0.722** |
| | Top side | | 0.177 | **0.177** |
| | Bottom side | 0.433 | | **0.433** |
| n41_Ant 5 | Front | 0.300 | 0.187 | **0.487** |
| | Back | 0.483 | 0.323 | **0.806** |
| | Left side | 0.379 | 0.001 | **0.380** |
| | Right side | 0.002 | 0.268 | **0.270** |
| | Top side | | 0.177 | **0.177** |
| | Bottom side | 0.091 | | **0.091** |
| n41_HPUE_Ant 5 | Front | 0.412 | 0.187 | **0.599** |
| | Back | 0.770 | 0.323 | **1.093** |
| | Left side | 0.494 | 0.001 | **0.495** |
| | Right side | 0.030 | 0.268 | **0.298** |
| | Top side | | 0.177 | **0.177** |
| | Bottom side | 0.156 | | **0.156** |

**<Config 1>**

| WWAN Band | Exposure Position | 1 WWAN 1g SAR (W/kg) | 2 Bluetooth Ant 4 1g SAR (W/kg) | 1+2 Summed 1g SAR (W/kg) |
|---|---|---|---|---|
| GSM850_Ant 1 | Front | 0.429 | 0.187 | **0.616** |
| | Back | 0.669 | 0.323 | **0.992** |
| | Left side | 0.195 | 0.001 | **0.196** |
| | Right side | 0.221 | 0.268 | **0.489** |
| | Top side | 0.342 | 0.177 | **0.519** |
| | Bottom side | | | **0.000** |
| GSM1900_Ant 0 | Front | 0.394 | 0.187 | **0.581** |
| | Back | 0.867 | 0.323 | **1.190** |
| | Left side | 0.397 | 0.001 | **0.398** |
| | Right side | 0.023 | 0.268 | **0.291** |
| | Top side | | 0.177 | **0.177** |
| | Bottom side | 0.666 | | **0.666** |
| WCDMA II_Ant 0 | Front | 0.535 | 0.187 | **0.722** |
| | Back | 0.944 | 0.323 | **1.267** |
| | Left side | 0.310 | 0.001 | **0.311** |
| | Right side | 0.058 | 0.268 | **0.326** |
| | Top side | | 0.177 | **0.177** |
| | Bottom side | 0.934 | | **0.934** |
| WCDMA IV_Ant 0 | Front | 0.349 | 0.187 | **0.536** |
| | Back | 0.953 | 0.323 | **1.276** |
| | Left side | 0.264 | 0.001 | **0.265** |
| | Right side | 0.009 | 0.268 | **0.277** |
| | Top side | | 0.177 | **0.177** |
| | Bottom side | 0.684 | | **0.684** |
| WCDMA V_Ant 1 | Front | 0.346 | 0.187 | **0.533** |
| | Back | 0.651 | 0.323 | **0.974** |
| | Left side | 0.167 | 0.001 | **0.168** |
| | Right side | 0.199 | 0.268 | **0.467** |
| | Top side | 0.299 | 0.177 | **0.476** |
| | Bottom side | | | **0.000** |
| CDMA BC0_Ant 1 | Front | 0.392 | 0.187 | **0.579** |
| | Back | 0.807 | 0.323 | **1.130** |
| | Left side | 0.205 | 0.001 | **0.206** |
| | Right side | 0.233 | 0.268 | **0.501** |
| | Top side | 0.337 | 0.177 | **0.514** |
| | Bottom side | | | **0.000** |
| CDMA BC1_Ant 0 | Front | 0.431 | 0.187 | **0.618** |
| | Back | 0.988 | 0.323 | **1.311** |
| | Left side | 0.334 | 0.001 | **0.335** |
| | Right side | 0.035 | 0.268 | **0.303** |
| | Top side | | 0.177 | **0.177** |
| | Bottom side | 0.743 | | **0.743** |
| CDMA BC10_Ant 1 | Front | 0.362 | 0.187 | **0.549** |
| | Back | 0.646 | 0.323 | **0.969** |
| | Left side | 0.232 | 0.001 | **0.233** |
| | Right side | 0.239 | 0.268 | **0.507** |
| | Top side | 0.297 | 0.177 | **0.474** |
| | Bottom side | | | **0.000** |
| LTE Band 7_Ant 0 | Front | 0.314 | 0.187 | **0.501** |
| | Back | 0.901 | 0.323 | **1.224** |
| | Left side | 0.218 | 0.001 | **0.219** |
| | Right side | 0.070 | 0.268 | **0.338** |
| | Top side | | 0.177 | **0.177** |
| | Bottom side | 0.899 | | **0.899** |
| LTE Band 12_Ant 1 | Front | 0.317 | 0.187 | **0.504** |
| | Back | 0.570 | 0.323 | **0.893** |
| | Left side | 0.397 | 0.001 | **0.398** |
| | Right side | 0.349 | 0.268 | **0.617** |
| | Top side | 0.205 | 0.177 | **0.382** |
| | Bottom side | | | **0.000** |
| LTE Band 13_Ant 1 | Front | 0.235 | 0.187 | **0.422** |
| | Back | 0.424 | 0.323 | **0.747** |
| | Left side | 0.224 | 0.001 | **0.225** |
| | Right side | 0.216 | 0.268 | **0.484** |
| | Top side | 0.166 | 0.177 | **0.343** |
| | Bottom side | | | **0.000** |

| WWAN Band | Exposure Position | 1 WWAN 1g SAR (W/kg) | 2 Bluetooth Ant 4 1g SAR (W/kg) | 1+2 Summed 1g SAR (W/kg) |
|---|---|---|---|---|
| LTE Band 14_Ant 1 | Front | 0.393 | 0.187 | **0.580** |
| | Back | 0.665 | 0.323 | **0.988** |
| | Left side | 0.278 | 0.001 | **0.279** |
| | Right side | 0.334 | 0.268 | **0.602** |
| | Top side | 0.282 | 0.177 | **0.459** |
| | Bottom side | | | **0.000** |
| LTE Band 25_Ant 0 | Front | 0.373 | 0.187 | **0.560** |
| | Back | 0.875 | 0.323 | **1.198** |
| | Left side | 0.237 | 0.001 | **0.238** |
| | Right side | 0.025 | 0.268 | **0.293** |
| | Top side | | 0.177 | **0.177** |
| | Bottom side | 0.614 | | **0.614** |
| LTE Band 26_Ant 1 | Front | 0.366 | 0.187 | **0.553** |
| | Back | 0.660 | 0.323 | **0.983** |
| | Left side | 0.162 | 0.001 | **0.163** |
| | Right side | 0.159 | 0.268 | **0.427** |
| | Top side | 0.287 | 0.177 | **0.464** |
| | Bottom side | | | **0.000** |
| LTE Band 30_Ant 0 | Front | 0.474 | 0.187 | **0.661** |
| | Back | 0.925 | 0.323 | **1.248** |
| | Left side | 0.124 | 0.001 | **0.125** |
| | Right side | 0.105 | 0.268 | **0.373** |
| | Top side | | 0.177 | **0.177** |
| | Bottom side | 0.948 | | **0.948** |
| LTE Band 41_Ant 0 | Front | 0.272 | 0.187 | **0.459** |
| | Back | 0.933 | 0.323 | **1.256** |
| | Left side | 0.260 | 0.001 | **0.261** |
| | Right side | 0.090 | 0.268 | **0.358** |
| | Top side | | 0.177 | **0.177** |
| | Bottom side | 0.643 | | **0.643** |
| LTE Band 48_Ant 2 | Front | 0.404 | 0.187 | **0.591** |
| | Back | 0.947 | 0.323 | **1.270** |
| | Left side | 0.001 | 0.001 | **0.002** |
| | Right side | 0.896 | 0.268 | **1.164** |
| | Top side | | 0.177 | **0.177** |
| | Bottom side | 0.515 | | **0.515** |
| LTE Band 66_Ant 0 | Front | 0.363 | 0.187 | **0.550** |
| | Back | 1.000 | 0.323 | **1.323** |
| | Left side | 0.349 | 0.001 | **0.350** |
| | Right side | 0.011 | 0.268 | **0.279** |
| | Top side | | 0.177 | **0.177** |
| | Bottom side | 0.793 | | **0.793** |
| LTE Band 71_Ant 1 | Front | 0.305 | 0.187 | **0.492** |
| | Back | 0.605 | 0.323 | **0.928** |
| | Left side | 0.550 | 0.001 | **0.551** |
| | Right side | 0.250 | 0.268 | **0.518** |
| | Top side | 0.165 | 0.177 | **0.342** |
| | Bottom side | | | **0.000** |

| WWAN Band | Exposure Position | 1 | 2 | 1+2 Summed 1g SAR (W/kg) |
|---|---|---|---|---|
| | | WWAN | Bluetooth Ant 4 | |
| | | 1g SAR (W/kg) | 1g SAR (W/kg) | |
| n5_Ant 1 | Front | 0.386 | 0.187 | **0.573** |
| | Back | 0.655 | 0.323 | **0.978** |
| | Left side | 0.211 | 0.001 | **0.212** |
| | Right side | 0.235 | 0.268 | **0.503** |
| | Top side | 0.308 | 0.177 | **0.485** |
| | Bottom side | | | **0.000** |
| n12_Ant 1 | Front | 0.246 | 0.187 | **0.433** |
| | Back | 0.448 | 0.323 | **0.771** |
| | Left side | 0.160 | 0.001 | **0.161** |
| | Right side | 0.136 | 0.268 | **0.404** |
| | Top side | 0.142 | 0.177 | **0.319** |
| | Bottom side | | | **0.000** |
| n25_Ant 0 | Front | 0.504 | 0.187 | **0.691** |
| | Back | 0.996 | 0.323 | **1.319** |
| | Left side | 0.348 | 0.001 | **0.349** |
| | Right side | 0.034 | 0.268 | **0.302** |
| | Top side | | 0.177 | **0.177** |
| | Bottom side | 0.778 | | **0.778** |
| n66_Ant 0 | Front | 0.372 | 0.187 | **0.559** |
| | Back | 0.988 | 0.323 | **1.311** |
| | Left side | 0.116 | 0.001 | **0.117** |
| | Right side | 0.070 | 0.268 | **0.338** |
| | Top side | | 0.177 | **0.177** |
| | Bottom side | 0.733 | | **0.733** |
| n71_Ant 1 | Front | 0.350 | 0.187 | **0.537** |
| | Back | 0.671 | 0.323 | **0.994** |
| | Left side | 0.615 | 0.001 | **0.616** |
| | Right side | 0.250 | 0.268 | **0.518** |
| | Top side | 0.194 | 0.177 | **0.371** |
| | Bottom side | | | **0.000** |
| n41_Ant 0 | Front | 0.223 | 0.187 | **0.410** |
| | Back | 0.737 | 0.323 | **1.060** |
| | Left side | 0.229 | 0.001 | **0.230** |
| | Right side | 0.095 | 0.268 | **0.363** |
| | Top side | | 0.177 | **0.177** |
| | Bottom side | 0.450 | | **0.450** |

## 15.4 Body-Worn Accessory Exposure Conditions

### <Standalone_WWAN OFF>

| Exposure Position | 1<br>2.4GHz WLAN Ant 4<br>1g SAR (W/kg) | 2<br>2.4GHz WLAN Ant 4+3<br>1g SAR (W/kg) | 3<br>5GHz WLAN Ant 3<br>1g SAR (W/kg) | 4<br>5GHz WLAN Ant 4+3<br>1g SAR (W/kg) | 5<br>Bluetooth Ant 4<br>1g SAR (W/kg) | 6<br>5GHz WLAN Ant 4<br>1g SAR (W/kg) | 7<br>2.4GHz WLAN Ant 3<br>1g SAR (W/kg) | 1+3 Summed 1g SAR (W/kg) | 3+5 Summed 1g SAR (W/kg) | 4+5 Summed 1g SAR (W/kg) | 5+6 Summed 1g SAR (W/kg) |
|---|---|---|---|---|---|---|---|---|---|---|---|
| Front | 0.333 | 0.439 | 0.201 | 0.188 | 0.187 | 0.123 | 0.278 | **0.534** | **0.388** | **0.375** | **0.310** |
| Back | 0.723 | 0.762 | 0.714 | 1.134 | 0.323 | 0.766 | 0.447 | **1.437** | **1.037** | **1.457** | **1.089** |

### <Simultaneous Transmission is active_WWAN ON>
### <Config 0>

| WWAN Band | Exposure Position | 1<br>WWAN<br>1g SAR (W/kg) | 2<br>2.4GHz WLAN Ant 4<br>1g SAR (W/kg) | 3<br>2.4GHz WLAN Ant 4+3<br>1g SAR (W/kg) | 4<br>5GHz WLAN Ant 3<br>1g SAR (W/kg) | 5<br>5GHz WLAN Ant 4+3<br>1g SAR (W/kg) | 6<br>Bluetooth Ant 4<br>1g SAR (W/kg) | 7<br>5GHz WLAN Ant 4<br>1g SAR (W/kg) | 8<br>2.4GHz WLAN Ant 3<br>1g SAR (W/kg) | 1+3 Summed 1g SAR (W/kg) | 1+2+4 Summed 1g SAR (W/kg) | 1+4+6 Summed 1g SAR (W/kg) | 1+5+6 Summed 1g SAR (W/kg) | 1+6+7 Summed 1g SAR (W/kg) | 1+8 Summed 1g SAR (W/kg) | 1+6 Summed 1g SAR (W/kg) |
|---|---|---|---|---|---|---|---|---|---|---|---|---|---|---|---|---|
| GSM850_Ant 0 | Front | 0.323 | 0.117 | 0.259 | 0.081 | 0.110 | 0.124 | 0.091 | 0.243 | **0.582** | **0.521** | **0.528** | **0.557** | **0.538** | **0.566** | **0.447** |
| | Back | 0.515 | 0.217 | 0.472 | 0.292 | 0.350 | 0.227 | 0.126 | 0.400 | **0.987** | **1.024** | **1.034** | **1.092** | **0.868** | **0.915** | **0.742** |
| GSM1900_Ant 2 | Front | 0.877 | 0.117 | 0.259 | 0.081 | 0.110 | 0.124 | 0.091 | 0.243 | **1.136** | **1.075** | **1.082** | **1.111** | **1.092** | **1.120** | **1.001** |
| | Back | 0.577 | 0.217 | 0.472 | 0.292 | 0.350 | 0.227 | 0.126 | 0.400 | **1.049** | **1.086** | **1.096** | **1.154** | **0.930** | **0.977** | **0.804** |
| WCDMA II_Ant 2 | Front | 0.929 | 0.117 | 0.259 | 0.081 | 0.110 | 0.124 | 0.091 | 0.243 | **1.188** | **1.127** | **1.134** | **1.163** | **1.144** | **1.172** | **1.053** |
| | Back | 0.955 | 0.217 | 0.472 | 0.292 | 0.350 | 0.227 | 0.126 | 0.400 | **1.427** | **1.464** | **1.474** | **1.532** | **1.308** | **1.355** | **1.182** |
| WCDMA IV_Ant 2 | Front | 0.929 | 0.117 | 0.259 | 0.081 | 0.110 | 0.124 | 0.091 | 0.243 | **1.188** | **1.127** | **1.134** | **1.163** | **1.144** | **1.172** | **1.053** |
| | Back | 0.774 | 0.217 | 0.472 | 0.292 | 0.350 | 0.227 | 0.126 | 0.400 | **1.246** | **1.283** | **1.293** | **1.351** | **1.127** | **1.174** | **1.001** |
| WCDMA V_Ant 0 | Front | 0.332 | 0.117 | 0.259 | 0.081 | 0.110 | 0.124 | 0.091 | 0.243 | **0.591** | **0.530** | **0.537** | **0.566** | **0.547** | **0.575** | **0.456** |
| | Back | 0.534 | 0.217 | 0.472 | 0.292 | 0.350 | 0.227 | 0.126 | 0.400 | **1.006** | **1.043** | **1.053** | **1.111** | **0.887** | **0.934** | **0.761** |
| CDMA BC0_Ant 0 | Front | 0.437 | 0.117 | 0.259 | 0.081 | 0.110 | 0.124 | 0.091 | 0.243 | **0.696** | **0.635** | **0.642** | **0.671** | **0.652** | **0.680** | **0.561** |
| | Back | 0.787 | 0.217 | 0.472 | 0.292 | 0.350 | 0.227 | 0.126 | 0.400 | **1.259** | **1.296** | **1.306** | **1.364** | **1.140** | **1.187** | **1.014** |
| CDMA BC1_Ant 2 | Front | 0.919 | 0.117 | 0.259 | 0.081 | 0.110 | 0.124 | 0.091 | 0.243 | **1.178** | **1.117** | **1.124** | **1.153** | **1.134** | **1.162** | **1.043** |
| | Back | 0.876 | 0.217 | 0.472 | 0.292 | 0.350 | 0.227 | 0.126 | 0.400 | **1.348** | **1.385** | **1.395** | **1.453** | **1.229** | **1.276** | **1.103** |
| CDMA BC10_Ant 0 | Front | 0.446 | 0.117 | 0.259 | 0.081 | 0.110 | 0.124 | 0.091 | 0.243 | **0.705** | **0.644** | **0.651** | **0.680** | **0.661** | **0.689** | **0.570** |
| | Back | 0.625 | 0.217 | 0.472 | 0.292 | 0.350 | 0.227 | 0.126 | 0.400 | **1.097** | **1.134** | **1.144** | **1.202** | **0.978** | **1.025** | **0.852** |
| LTE Band 7_Ant 2 | Front | 0.268 | 0.117 | 0.259 | 0.081 | 0.110 | 0.124 | 0.091 | 0.243 | **0.527** | **0.466** | **0.473** | **0.502** | **0.483** | **0.511** | **0.392** |
| | Back | 0.839 | 0.217 | 0.472 | 0.292 | 0.350 | 0.227 | 0.126 | 0.400 | **1.311** | **1.348** | **1.358** | **1.416** | **1.192** | **1.239** | **1.066** |
| LTE Band 12_Ant 0 | Front | 0.367 | 0.117 | 0.259 | 0.081 | 0.110 | 0.124 | 0.091 | 0.243 | **0.626** | **0.565** | **0.572** | **0.601** | **0.582** | **0.610** | **0.491** |
| | Back | 0.525 | 0.217 | 0.472 | 0.292 | 0.350 | 0.227 | 0.126 | 0.400 | **0.997** | **1.034** | **1.044** | **1.102** | **0.878** | **0.925** | **0.752** |
| LTE Band 13_Ant 0 | Front | 0.485 | 0.117 | 0.259 | 0.081 | 0.110 | 0.124 | 0.091 | 0.243 | **0.744** | **0.683** | **0.690** | **0.719** | **0.700** | **0.728** | **0.609** |
| | Back | 0.700 | 0.217 | 0.472 | 0.292 | 0.350 | 0.227 | 0.126 | 0.400 | **1.172** | **1.209** | **1.219** | **1.277** | **1.053** | **1.100** | **0.927** |
| LTE Band 14_Ant 0 | Front | 0.449 | 0.117 | 0.259 | 0.081 | 0.110 | 0.124 | 0.091 | 0.243 | **0.708** | **0.647** | **0.654** | **0.683** | **0.664** | **0.692** | **0.573** |
| | Back | 0.619 | 0.217 | 0.472 | 0.292 | 0.350 | 0.227 | 0.126 | 0.400 | **1.091** | **1.128** | **1.138** | **1.196** | **0.972** | **1.019** | **0.846** |
| LTE Band 25_Ant 2 | Front | 0.934 | 0.117 | 0.259 | 0.081 | 0.110 | 0.124 | 0.091 | 0.243 | **1.193** | **1.132** | **1.139** | **1.168** | **1.149** | **1.177** | **1.058** |
| | Back | 0.927 | 0.217 | 0.472 | 0.292 | 0.350 | 0.227 | 0.126 | 0.400 | **1.399** | **1.436** | **1.446** | **1.504** | **1.280** | **1.327** | **1.154** |
| LTE Band 26_Ant 0 | Front | 0.373 | 0.117 | 0.259 | 0.081 | 0.110 | 0.124 | 0.091 | 0.243 | **0.632** | **0.571** | **0.578** | **0.607** | **0.588** | **0.616** | **0.497** |
| | Back | 0.537 | 0.217 | 0.472 | 0.292 | 0.350 | 0.227 | 0.126 | 0.400 | **1.009** | **1.046** | **1.056** | **1.114** | **0.890** | **0.937** | **0.764** |
| LTE Band 30_Ant 2 | Front | 0.405 | 0.117 | 0.259 | 0.081 | 0.110 | 0.124 | 0.091 | 0.243 | **0.664** | **0.603** | **0.610** | **0.639** | **0.620** | **0.648** | **0.529** |
| | Back | 0.339 | 0.217 | 0.472 | 0.292 | 0.350 | 0.227 | 0.126 | 0.400 | **0.811** | **0.848** | **0.858** | **0.916** | **0.692** | **0.739** | **0.566** |
| LTE Band 41_Ant 2 | Front | 0.591 | 0.117 | 0.259 | 0.081 | 0.110 | 0.124 | 0.091 | 0.243 | **0.850** | **0.789** | **0.796** | **0.825** | **0.806** | **0.834** | **0.715** |
| | Back | 0.999 | 0.217 | 0.472 | 0.292 | 0.350 | 0.227 | 0.126 | 0.400 | **1.471** | **1.508** | **1.518** | **1.576** | **1.352** | **1.399** | **1.226** |
| LTE Band 48_Ant 7 | Front | 0.255 | 0.117 | 0.259 | 0.081 | 0.110 | 0.124 | 0.091 | 0.243 | **0.514** | **0.453** | **0.460** | **0.489** | **0.470** | **0.498** | **0.379** |
| | Back | 0.888 | 0.217 | 0.472 | 0.292 | 0.350 | 0.227 | 0.126 | 0.400 | **1.360** | **1.397** | **1.407** | **1.465** | **1.241** | **1.288** | **1.115** |
| LTE Band 66_Ant 2 | Front | 0.975 | 0.117 | 0.259 | 0.081 | 0.110 | 0.124 | 0.091 | 0.243 | **1.234** | **1.173** | **1.180** | **1.209** | **1.190** | **1.218** | **1.099** |
| | Back | 0.786 | 0.217 | 0.472 | 0.292 | 0.350 | 0.227 | 0.126 | 0.400 | **1.258** | **1.295** | **1.305** | **1.363** | **1.139** | **1.186** | **1.013** |
| LTE Band 71_Ant 0 | Front | 0.174 | 0.117 | 0.259 | 0.081 | 0.110 | 0.124 | 0.091 | 0.243 | **0.433** | **0.372** | **0.379** | **0.408** | **0.389** | **0.417** | **0.298** |
| | Back | 0.623 | 0.217 | 0.472 | 0.292 | 0.350 | 0.227 | 0.126 | 0.400 | **1.095** | **1.132** | **1.142** | **1.200** | **0.976** | **1.023** | **0.850** |

| WWAN Band | Exposure Position | 1 | 2 | 3 | 4 | 5 | 6 | 7 | 8 | 1+3 Summed 1g SAR (W/kg) | 1+2+4 Summed 1g SAR (W/kg) | 1+4+6 Summed 1g SAR (W/kg) | 1+5+6 Summed 1g SAR (W/kg) | 1+6+7 Summed 1g SAR (W/kg) | 1+8 Summed 1g SAR (W/kg) | 1+6 Summed 1g SAR (W/kg) |
|---|---|---|---|---|---|---|---|---|---|---|---|---|---|---|---|---|
| | | WWAN | 2.4GHz WLAN Ant 4 | 2.4GHz WLAN Ant 4+3 | 5GHz WLAN Ant 3 | 5GHz WLAN Ant 4+3 | Bluetooth Ant 4 | 5GHz WLAN Ant 4 | 2.4GHz WLAN Ant 3 | | | | | | | |
| | | 1g SAR (W/kg) | 1g SAR (W/kg) | 1g SAR (W/kg) | 1g SAR (W/kg) | 1g SAR (W/kg) | 1g SAR (W/kg) | 1g SAR (W/kg) | 1g SAR (W/kg) | | | | | | | |
| n5_Ant 0 | Front | 0.116 | 0.117 | 0.259 | 0.081 | 0.110 | 0.124 | 0.091 | 0.243 | **0.375** | **0.314** | **0.321** | **0.350** | **0.331** | **0.359** | **0.240** |
| | Back | 0.137 | 0.217 | 0.472 | 0.292 | 0.350 | 0.227 | 0.126 | 0.400 | **0.609** | **0.646** | **0.656** | **0.714** | **0.490** | **0.537** | **0.364** |
| n12_Ant 0 | Front | 0.388 | 0.117 | 0.259 | 0.081 | 0.110 | 0.124 | 0.091 | 0.243 | **0.647** | **0.586** | **0.593** | **0.622** | **0.603** | **0.631** | **0.512** |
| | Back | 0.561 | 0.217 | 0.472 | 0.292 | 0.350 | 0.227 | 0.126 | 0.400 | **1.033** | **1.070** | **1.080** | **1.138** | **0.914** | **0.961** | **0.788** |
| n25_Ant 2 | Front | 0.950 | 0.117 | 0.259 | 0.081 | 0.110 | 0.124 | 0.091 | 0.243 | **1.209** | **1.148** | **1.155** | **1.184** | **1.165** | **1.193** | **1.074** |
| | Back | 0.982 | 0.217 | 0.472 | 0.292 | 0.350 | 0.227 | 0.126 | 0.400 | **1.454** | **1.491** | **1.501** | **1.559** | **1.335** | **1.382** | **1.209** |
| n66_Ant 2 | Front | 0.999 | 0.117 | 0.259 | 0.081 | 0.110 | 0.124 | 0.091 | 0.243 | **1.258** | **1.197** | **1.204** | **1.233** | **1.214** | **1.242** | **1.123** |
| | Back | 0.828 | 0.217 | 0.472 | 0.292 | 0.350 | 0.227 | 0.126 | 0.400 | **1.300** | **1.337** | **1.347** | **1.405** | **1.181** | **1.228** | **1.055** |
| n71_Ant 0 | Front | 0.461 | 0.117 | 0.259 | 0.081 | 0.110 | 0.124 | 0.091 | 0.243 | **0.720** | **0.659** | **0.666** | **0.695** | **0.676** | **0.704** | **0.585** |
| | Back | 0.714 | 0.217 | 0.472 | 0.292 | 0.350 | 0.227 | 0.126 | 0.400 | **1.186** | **1.223** | **1.233** | **1.291** | **1.067** | **1.114** | **0.941** |
| n41_Ant 2 | Front | 0.362 | 0.117 | 0.259 | 0.081 | 0.110 | 0.124 | 0.091 | 0.243 | **0.621** | **0.560** | **0.567** | **0.596** | **0.577** | **0.605** | **0.486** |
| | Back | 0.402 | 0.217 | 0.472 | 0.292 | 0.350 | 0.227 | 0.126 | 0.400 | **0.874** | **0.911** | **0.921** | **0.979** | **0.755** | **0.802** | **0.629** |
| n41_Ant 5 | Front | 0.300 | 0.117 | 0.259 | 0.081 | 0.110 | 0.124 | 0.091 | 0.243 | **0.559** | **0.498** | **0.505** | **0.534** | **0.515** | **0.543** | **0.424** |
| | Back | 0.483 | 0.217 | 0.472 | 0.292 | 0.350 | 0.227 | 0.126 | 0.400 | **0.955** | **0.992** | **1.002** | **1.060** | **0.836** | **0.883** | **0.710** |
| n41_HPUE_Ant 5- | Front | 0.412 | 0.117 | 0.259 | 0.081 | 0.110 | 0.124 | 0.091 | 0.243 | **0.671** | **0.610** | **0.617** | **0.646** | **0.627** | **0.655** | **0.536** |
| | Back | 0.770 | 0.217 | 0.472 | 0.292 | 0.350 | 0.227 | 0.126 | 0.400 | **1.242** | **1.279** | **1.289** | **1.347** | **1.123** | **1.170** | **0.997** |

**<Config 1>**

| WWAN Band | Exposure Position | 1 | 2 | 3 | 4 | 5 | 6 | 7 | 8 | 1+3 Summed 1g SAR (W/kg) | 1+2+4 Summed 1g SAR (W/kg) | 1+4+6 Summed 1g SAR (W/kg) | 1+5+6 Summed 1g SAR (W/kg) | 1+6+7 Summed 1g SAR (W/kg) | 1+8 Summed 1g SAR (W/kg) | 1+6 Summed 1g SAR (W/kg) |
|---|---|---|---|---|---|---|---|---|---|---|---|---|---|---|---|---|
| | | WWAN | 2.4GHz WLAN Ant 4 | 2.4GHz WLAN Ant 4+3 | 5GHz WLAN Ant 3 | 5GHz WLAN Ant 4+3 | Bluetooth Ant 4 | 5GHz WLAN Ant 4 | 2.4GHz WLAN Ant 3 | | | | | | | |
| | | 1g SAR (W/kg) | 1g SAR (W/kg) | 1g SAR (W/kg) | 1g SAR (W/kg) | 1g SAR (W/kg) | 1g SAR (W/kg) | 1g SAR (W/kg) | 1g SAR (W/kg) | | | | | | | |
| GSM850_Ant 1 | Front | 0.429 | 0.117 | 0.259 | 0.081 | 0.110 | 0.124 | 0.091 | 0.243 | **0.688** | **0.627** | **0.634** | **0.663** | **0.644** | **0.672** | **0.553** |
| | Back | 0.669 | 0.217 | 0.472 | 0.292 | 0.350 | 0.227 | 0.126 | 0.400 | **1.141** | **1.178** | **1.188** | **1.246** | **1.022** | **1.069** | **0.896** |
| GSM1900_Ant 0 | Front | 0.394 | 0.117 | 0.259 | 0.081 | 0.110 | 0.124 | 0.091 | 0.243 | **0.653** | **0.592** | **0.599** | **0.628** | **0.609** | **0.637** | **0.518** |
| | Back | 0.867 | 0.217 | 0.472 | 0.292 | 0.350 | 0.227 | 0.126 | 0.400 | **1.339** | **1.376** | **1.386** | **1.444** | **1.220** | **1.267** | **1.094** |
| WCDMA II_Ant 0 | Front | 0.535 | 0.117 | 0.259 | 0.081 | 0.110 | 0.124 | 0.091 | 0.243 | **0.794** | **0.733** | **0.740** | **0.769** | **0.750** | **0.778** | **0.659** |
| | Back | 0.944 | 0.217 | 0.472 | 0.292 | 0.350 | 0.227 | 0.126 | 0.400 | **1.416** | **1.453** | **1.463** | **1.521** | **1.297** | **1.344** | **1.171** |
| WCDMA IV_Ant 0 | Front | 0.349 | 0.117 | 0.259 | 0.081 | 0.110 | 0.124 | 0.091 | 0.243 | **0.608** | **0.547** | **0.554** | **0.583** | **0.564** | **0.592** | **0.473** |
| | Back | 0.953 | 0.217 | 0.472 | 0.292 | 0.350 | 0.227 | 0.126 | 0.400 | **1.425** | **1.462** | **1.472** | **1.530** | **1.306** | **1.353** | **1.180** |
| WCDMA V_Ant 1 | Front | 0.346 | 0.117 | 0.259 | 0.081 | 0.110 | 0.124 | 0.091 | 0.243 | **0.605** | **0.544** | **0.551** | **0.580** | **0.561** | **0.589** | **0.470** |
| | Back | 0.651 | 0.217 | 0.472 | 0.292 | 0.350 | 0.227 | 0.126 | 0.400 | **1.123** | **1.160** | **1.170** | **1.228** | **1.004** | **1.051** | **0.878** |
| CDMA BC0_Ant 1 | Front | 0.397 | 0.117 | 0.259 | 0.081 | 0.110 | 0.124 | 0.091 | 0.243 | **0.656** | **0.595** | **0.602** | **0.631** | **0.612** | **0.640** | **0.521** |
| | Back | 0.812 | 0.217 | 0.472 | 0.292 | 0.350 | 0.227 | 0.126 | 0.400 | **1.284** | **1.321** | **1.331** | **1.389** | **1.165** | **1.212** | **1.039** |
| CDMA BC1_Ant 0 | Front | 0.468 | 0.117 | 0.259 | 0.081 | 0.110 | 0.124 | 0.091 | 0.243 | **0.727** | **0.666** | **0.673** | **0.702** | **0.683** | **0.711** | **0.592** |
| | Back | 0.996 | 0.217 | 0.472 | 0.292 | 0.350 | 0.227 | 0.126 | 0.400 | **1.468** | **1.505** | **1.515** | **1.573** | **1.349** | **1.396** | **1.223** |
| CDMA BC10_Ant 1 | Front | 0.332 | 0.117 | 0.259 | 0.081 | 0.110 | 0.124 | 0.091 | 0.243 | **0.591** | **0.530** | **0.537** | **0.566** | **0.547** | **0.575** | **0.456** |
| | Back | 0.684 | 0.217 | 0.472 | 0.292 | 0.350 | 0.227 | 0.126 | 0.400 | **1.156** | **1.193** | **1.203** | **1.261** | **1.037** | **1.084** | **0.911** |
| LTE Band 7_Ant 0 | Front | 0.314 | 0.117 | 0.259 | 0.081 | 0.110 | 0.124 | 0.091 | 0.243 | **0.573** | **0.512** | **0.519** | **0.548** | **0.529** | **0.557** | **0.438** |
| | Back | 0.899 | 0.217 | 0.472 | 0.292 | 0.350 | 0.227 | 0.126 | 0.400 | **1.371** | **1.408** | **1.418** | **1.476** | **1.252** | **1.299** | **1.126** |
| LTE Band 12_Ant 1 | Front | 0.317 | 0.117 | 0.259 | 0.081 | 0.110 | 0.124 | 0.091 | 0.243 | **0.576** | **0.515** | **0.522** | **0.551** | **0.532** | **0.560** | **0.441** |
| | Back | 0.570 | 0.217 | 0.472 | 0.292 | 0.350 | 0.227 | 0.126 | 0.400 | **1.042** | **1.079** | **1.089** | **1.147** | **0.923** | **0.970** | **0.797** |
| LTE Band 13_Ant 1 | Front | 0.235 | 0.117 | 0.259 | 0.081 | 0.110 | 0.124 | 0.091 | 0.243 | **0.494** | **0.433** | **0.440** | **0.469** | **0.450** | **0.478** | **0.359** |
| | Back | 0.424 | 0.217 | 0.472 | 0.292 | 0.350 | 0.227 | 0.126 | 0.400 | **0.896** | **0.933** | **0.943** | **1.001** | **0.777** | **0.824** | **0.651** |
| LTE Band 14_Ant 1 | Front | 0.393 | 0.117 | 0.259 | 0.081 | 0.110 | 0.124 | 0.091 | 0.243 | **0.652** | **0.591** | **0.598** | **0.627** | **0.608** | **0.636** | **0.517** |
| | Back | 0.665 | 0.217 | 0.472 | 0.292 | 0.350 | 0.227 | 0.126 | 0.400 | **1.137** | **1.174** | **1.184** | **1.242** | **1.018** | **1.065** | **0.892** |
| LTE Band 25_Ant 0 | Front | 0.373 | 0.117 | 0.259 | 0.081 | 0.110 | 0.124 | 0.091 | 0.243 | **0.632** | **0.571** | **0.578** | **0.607** | **0.588** | **0.616** | **0.497** |
| | Back | 0.875 | 0.217 | 0.472 | 0.292 | 0.350 | 0.227 | 0.126 | 0.400 | **1.347** | **1.384** | **1.394** | **1.452** | **1.228** | **1.275** | **1.102** |
| LTE Band 26_Ant 1 | Front | 0.366 | 0.117 | 0.259 | 0.081 | 0.110 | 0.124 | 0.091 | 0.243 | **0.625** | **0.564** | **0.571** | **0.600** | **0.581** | **0.609** | **0.490** |
| | Back | 0.660 | 0.217 | 0.472 | 0.292 | 0.350 | 0.227 | 0.126 | 0.400 | **1.132** | **1.169** | **1.179** | **1.237** | **1.013** | **1.060** | **0.887** |
| LTE Band 30_Ant 0 | Front | 0.474 | 0.117 | 0.259 | 0.081 | 0.110 | 0.124 | 0.091 | 0.243 | **0.733** | **0.672** | **0.679** | **0.708** | **0.689** | **0.717** | **0.598** |
| | Back | 0.925 | 0.217 | 0.472 | 0.292 | 0.350 | 0.227 | 0.126 | 0.400 | **1.397** | **1.434** | **1.444** | **1.502** | **1.278** | **1.325** | **1.152** |
| LTE Band 41_Ant 0 | Front | 0.272 | 0.117 | 0.259 | 0.081 | 0.110 | 0.124 | 0.091 | 0.243 | **0.531** | **0.470** | **0.477** | **0.506** | **0.487** | **0.515** | **0.396** |
| | Back | 0.933 | 0.217 | 0.472 | 0.292 | 0.350 | 0.227 | 0.126 | 0.400 | **1.405** | **1.442** | **1.452** | **1.510** | **1.286** | **1.333** | **1.160** |
| LTE Band 48_Ant 2 | Front | 0.404 | 0.117 | 0.259 | 0.081 | 0.110 | 0.124 | 0.091 | 0.243 | **0.663** | **0.602** | **0.609** | **0.638** | **0.619** | **0.647** | **0.528** |
| | Back | 0.947 | 0.217 | 0.472 | 0.292 | 0.350 | 0.227 | 0.126 | 0.400 | **1.419** | **1.456** | **1.466** | **1.524** | **1.300** | **1.347** | **1.174** |
| LTE Band 66_Ant 0 | Front | 0.363 | 0.117 | 0.259 | 0.081 | 0.110 | 0.124 | 0.091 | 0.243 | **0.622** | **0.561** | **0.568** | **0.597** | **0.578** | **0.606** | **0.487** |
| | Back | 1.000 | 0.217 | 0.472 | 0.292 | 0.350 | 0.227 | 0.126 | 0.400 | **1.472** | **1.509** | **1.519** | **1.577** | **1.353** | **1.400** | **1.227** |
| LTE Band 71_Ant 1 | Front | 0.305 | 0.117 | 0.259 | 0.081 | 0.110 | 0.124 | 0.091 | 0.243 | **0.564** | **0.503** | **0.510** | **0.539** | **0.520** | **0.548** | **0.429** |
| | Back | 0.605 | 0.217 | 0.472 | 0.292 | 0.350 | 0.227 | 0.126 | 0.400 | **1.077** | **1.114** | **1.124** | **1.182** | **0.958** | **1.005** | **0.832** |

| WWAN Band | Exposure Position | 1 | 2 | 3 | 4 | 5 | 6 | 7 | 8 | 1+3 Summed 1g SAR (W/kg) | 1+2+4 Summed 1g SAR (W/kg) | 1+4+6 Summed 1g SAR (W/kg) | 1+5+6 Summed 1g SAR (W/kg) | 1+6+7 Summed 1g SAR (W/kg) | 1+8 Summed 1g SAR (W/kg) | 1+6 Summed 1g SAR (W/kg) |
|---|---|---|---|---|---|---|---|---|---|---|---|---|---|---|---|---|
| | | WWAN | 2.4GHz WLAN Ant 4 | 2.4GHz WLAN Ant 4+3 | 5GHz WLAN Ant 3 | 5GHz WLAN Ant 4+3 | Bluetooth Ant 4 | 5GHz WLAN Ant 4 | 2.4GHz WLAN Ant 3 | | | | | | | |
| | | 1g SAR (W/kg) | 1g SAR (W/kg) | 1g SAR (W/kg) | 1g SAR (W/kg) | 1g SAR (W/kg) | 1g SAR (W/kg) | 1g SAR (W/kg) | 1g SAR (W/kg) | | | | | | | |
| n5_Ant 1 | Front | 0.386 | 0.117 | 0.259 | 0.081 | 0.110 | 0.124 | 0.091 | 0.243 | **0.645** | **0.584** | **0.591** | **0.620** | **0.601** | **0.629** | **0.510** |
| | Back | 0.655 | 0.217 | 0.472 | 0.292 | 0.350 | 0.227 | 0.126 | 0.400 | **1.127** | **1.164** | **1.174** | **1.232** | **1.008** | **1.055** | **0.882** |
| n12_Ant 1 | Front | 0.246 | 0.117 | 0.259 | 0.081 | 0.110 | 0.124 | 0.091 | 0.243 | **0.505** | **0.444** | **0.451** | **0.480** | **0.461** | **0.489** | **0.370** |
| | Back | 0.448 | 0.217 | 0.472 | 0.292 | 0.350 | 0.227 | 0.126 | 0.400 | **0.920** | **0.957** | **0.967** | **1.025** | **0.801** | **0.848** | **0.675** |
| n25_Ant 0 | Front | 0.504 | 0.117 | 0.259 | 0.081 | 0.110 | 0.124 | 0.091 | 0.243 | **0.763** | **0.702** | **0.709** | **0.738** | **0.719** | **0.747** | **0.628** |
| | Back | 0.996 | 0.217 | 0.472 | 0.292 | 0.350 | 0.227 | 0.126 | 0.400 | **1.468** | **1.505** | **1.515** | **1.573** | **1.349** | **1.396** | **1.223** |
| n66_Ant 0 | Front | 0.372 | 0.117 | 0.259 | 0.081 | 0.110 | 0.124 | 0.091 | 0.243 | **0.631** | **0.570** | **0.577** | **0.606** | **0.587** | **0.615** | **0.496** |
| | Back | 0.988 | 0.217 | 0.472 | 0.292 | 0.350 | 0.227 | 0.126 | 0.400 | **1.460** | **1.497** | **1.507** | **1.565** | **1.341** | **1.388** | **1.215** |
| n71_Ant 1 | Front | 0.350 | 0.117 | 0.259 | 0.081 | 0.110 | 0.124 | 0.091 | 0.243 | **0.609** | **0.548** | **0.555** | **0.584** | **0.565** | **0.593** | **0.474** |
| | Back | 0.671 | 0.217 | 0.472 | 0.292 | 0.350 | 0.227 | 0.126 | 0.400 | **1.143** | **1.180** | **1.190** | **1.248** | **1.024** | **1.071** | **0.898** |
| n41_Ant 0 | Front | 0.223 | 0.117 | 0.259 | 0.081 | 0.110 | 0.124 | 0.091 | 0.243 | **0.482** | **0.421** | **0.428** | **0.457** | **0.438** | **0.466** | **0.347** |
| | Back | 0.737 | 0.217 | 0.472 | 0.292 | 0.350 | 0.227 | 0.126 | 0.400 | **1.209** | **1.246** | **1.256** | **1.314** | **1.090** | **1.137** | **0.964** |

## <Simultaneous Transmission is active_WLAN OFF>
## <Config 0>

| WWAN Band | Exposure Position | 1 | 2 | 1+2 Summed 1g SAR (W/kg) |
|---|---|---|---|---|
| | | WWAN | Bluetooth Ant 4 | |
| | | 1g SAR (W/kg) | 1g SAR (W/kg) | |
| GSM850_Ant 0 | Front | 0.323 | 0.187 | **0.510** |
| | Back | 0.515 | 0.323 | **0.838** |
| GSM1900_Ant 2 | Front | 0.877 | 0.187 | **1.064** |
| | Back | 0.577 | 0.323 | **0.900** |
| WCDMA II_Ant 2 | Front | 0.929 | 0.187 | **1.116** |
| | Back | 0.955 | 0.323 | **1.278** |
| WCDMA IV_Ant 2 | Front | 0.929 | 0.187 | **1.116** |
| | Back | 0.774 | 0.323 | **1.097** |
| WCDMA V_Ant 0 | Front | 0.332 | 0.187 | **0.519** |
| | Back | 0.534 | 0.323 | **0.857** |
| CDMA BC0_Ant 0 | Front | 0.437 | 0.187 | **0.624** |
| | Back | 0.787 | 0.323 | **1.110** |
| CDMA BC1_Ant 2 | Front | 0.919 | 0.187 | **1.106** |
| | Back | 0.876 | 0.323 | **1.199** |
| CDMA BC10_Ant 0 | Front | 0.446 | 0.187 | **0.633** |
| | Back | 0.625 | 0.323 | **0.948** |
| LTE Band 7_Ant 2 | Front | 0.268 | 0.187 | **0.455** |
| | Back | 0.839 | 0.323 | **1.162** |
| LTE Band 12_Ant 0 | Front | 0.367 | 0.187 | **0.554** |
| | Back | 0.525 | 0.323 | **0.848** |
| LTE Band 13_Ant 0 | Front | 0.485 | 0.187 | **0.672** |
| | Back | 0.700 | 0.323 | **1.023** |
| LTE Band 14_Ant 0 | Front | 0.449 | 0.187 | **0.636** |
| | Back | 0.619 | 0.323 | **0.942** |
| LTE Band 25_Ant 2 | Front | 0.934 | 0.187 | **1.121** |
| | Back | 0.927 | 0.323 | **1.250** |
| LTE Band 26_Ant 0 | Front | 0.373 | 0.187 | **0.560** |
| | Back | 0.537 | 0.323 | **0.860** |
| LTE Band 30_Ant 2 | Front | 0.405 | 0.187 | **0.592** |
| | Back | 0.339 | 0.323 | **0.662** |
| LTE Band 41_Ant 2 | Front | 0.591 | 0.187 | **0.778** |
| | Back | 0.999 | 0.323 | **1.322** |
| LTE Band 48_Ant 7 | Front | 0.255 | 0.187 | **0.442** |
| | Back | 0.888 | 0.323 | **1.211** |
| LTE Band 66_Ant 2 | Front | 0.975 | 0.187 | **1.162** |
| | Back | 0.786 | 0.323 | **1.109** |
| LTE Band 71_Ant 0 | Front | 0.174 | 0.187 | **0.361** |
| | Back | 0.623 | 0.323 | **0.946** |

| WWAN Band | Exposure Position | 1 | 2 | 1+2 Summed 1g SAR (W/kg) |
|---|---|---|---|---|
| | | WWAN | Bluetooth Ant 4 | |
| | | 1g SAR (W/kg) | 1g SAR (W/kg) | |
| n5_Ant 0 | Front | 0.116 | 0.187 | **0.303** |
| | Back | 0.137 | 0.323 | **0.460** |
| n12_Ant 0 | Front | 0.388 | 0.187 | **0.575** |
| | Back | 0.561 | 0.323 | **0.884** |
| 25_Ant 2 | Front | 0.950 | 0.187 | **1.137** |
| | Back | 0.982 | 0.323 | **1.305** |
| n66_Ant 2 | Front | 0.999 | 0.187 | **1.186** |
| | Back | 0.828 | 0.323 | **1.151** |
| n71_Ant 0 | Front | 0.461 | 0.187 | **0.648** |
| | Back | 0.714 | 0.323 | **1.037** |
| n41_Ant 2 | Front | 0.347 | 0.187 | **0.534** |
| | Back | 0.362 | 0.323 | **0.685** |
| n41_Ant 5 | Front | 0.300 | 0.187 | **0.487** |
| | Back | 0.483 | 0.323 | **0.806** |
| n41_HPUE_Ant 5 | Front | 0.412 | 0.187 | **0.599** |
| | Back | 0.770 | 0.323 | **1.093** |

**<Config 1>**

| WWAN Band | Exposure Position | 1 | 2 | 1+2 Summed 1g SAR (W/kg) |
|---|---|---|---|---|
| | | WWAN | Bluetooth Ant 4 | |
| | | 1g SAR (W/kg) | 1g SAR (W/kg) | |
| GSM850_Ant 1 | Front | 0.429 | 0.187 | **0.616** |
| | Back | 0.669 | 0.323 | **0.992** |
| GSM1900_Ant 0 | Front | 0.394 | 0.187 | **0.581** |
| | Back | 0.867 | 0.323 | **1.190** |
| WCDMA II_Ant 0 | Front | 0.535 | 0.187 | **0.722** |
| | Back | 0.944 | 0.323 | **1.267** |
| WCDMA IV_Ant 0 | Front | 0.349 | 0.187 | **0.536** |
| | Back | 0.953 | 0.323 | **1.276** |
| WCDMA V_Ant 1 | Front | 0.346 | 0.187 | **0.533** |
| | Back | 0.651 | 0.323 | **0.974** |
| CDMA BC0_Ant 1 | Front | 0.397 | 0.187 | **0.584** |
| | Back | 0.812 | 0.323 | **1.135** |
| CDMA BC1_Ant 0 | Front | 0.468 | 0.187 | **0.655** |
| | Back | 0.996 | 0.323 | **1.319** |
| CDMA BC10_Ant 1 | Front | 0.332 | 0.187 | **0.519** |
| | Back | 0.684 | 0.323 | **1.007** |
| LTE Band 7_Ant 0 | Front | 0.314 | 0.187 | **0.501** |
| | Back | 0.899 | 0.323 | **1.222** |
| LTE Band 12_Ant 1 | Front | 0.317 | 0.187 | **0.504** |
| | Back | 0.570 | 0.323 | **0.893** |
| LTE Band 13_Ant 1 | Front | 0.235 | 0.187 | **0.422** |
| | Back | 0.424 | 0.323 | **0.747** |
| LTE Band 14_Ant 1 | Front | 0.393 | 0.187 | **0.580** |
| | Back | 0.665 | 0.323 | **0.988** |
| LTE Band 25_Ant 0 | Front | 0.373 | 0.187 | **0.560** |
| | Back | 0.875 | 0.323 | **1.198** |
| LTE Band 26_Ant 1 | Front | 0.366 | 0.187 | **0.553** |
| | Back | 0.660 | 0.323 | **0.983** |
| LTE Band 30_Ant 0 | Front | 0.474 | 0.187 | **0.661** |
| | Back | 0.925 | 0.323 | **1.248** |
| LTE Band 41_Ant 0 | Front | 0.272 | 0.187 | **0.459** |
| | Back | 0.933 | 0.323 | **1.256** |
| LTE Band 48_Ant 2 | Front | 0.404 | 0.187 | **0.591** |
| | Back | 0.947 | 0.323 | **1.270** |
| LTE Band 66_Ant 0 | Front | 0.363 | 0.187 | **0.550** |
| | Back | 1.000 | 0.323 | **1.323** |
| LTE Band 71_Ant 1 | Front | 0.305 | 0.187 | **0.492** |
| | Back | 0.605 | 0.323 | **0.928** |

| WWAN Band | Exposure Position | 1 | 2 | 1+2 Summed 1g SAR (W/kg) |
|---|---|---|---|---|
| | | WWAN | Bluetooth Ant 4 | |
| | | 1g SAR (W/kg) | 1g SAR (W/kg) | |
| n5_Ant 1 | Front | 0.386 | 0.187 | **0.573** |
| | Back | 0.655 | 0.323 | **0.978** |
| n12_Ant 1 | Front | 0.246 | 0.187 | **0.433** |
| | Back | 0.448 | 0.323 | **0.771** |
| n25_Ant 0 | Front | 0.504 | 0.187 | **0.691** |
| | Back | 0.996 | 0.323 | **1.319** |
| n66_Ant 0 | Front | 0.372 | 0.187 | **0.559** |
| | Back | 0.988 | 0.323 | **1.311** |
| n71_Ant 1 | Front | 0.350 | 0.187 | **0.537** |
| | Back | 0.671 | 0.323 | **0.994** |
| n41_Ant 0 | Front | 0.223 | 0.187 | **0.410** |
| | Back | 0.737 | 0.323 | **1.060** |

# 16. Supplemental Antenna tuner tests results

**General Note:**

1. This device implements antenna tuning techniques in the antenna0 for LTE 5, 12, 13, 17, 14, 26, 71. SAR test proposal was measured according to the normally required SAR configurations with the tuner active and worst tune state (auto tune) was used for SAR testing and this design will provide the highest power at different user scenarios and would not influence to the antenna characteristics other than impedance matching.
2. The following test procedure was followed to demonstrate that the SAR results in this report represent the appropriate SAR test conditions. For bands with dynamic tuning implemented, SAR will be measured according to the required FCC SAR test procedures with the dynamic tuner active to allow the device to automatically tune to the antenna state for the respective RF exposure test configurations. Additional single point SAR time-sweep measurements will be evaluated for other tuner states to determine that the other tuner configurations would result in equivalent or lower SAR values.
3. To evaluate all of the tuner states, the 33 tuner states are divided evenly among band, mode and exposure combinations so that at least one single point SAR measurement is measured in each configuration. Single point time-sweep measurements will be performed at the peak SAR location determined by the zoom scan of the configuration with the highest reported SAR for each combination. The tuner state will be established remotely so that the device is not moved for the entire series of single point SAR for the tuner states in each combination. The SAR probe will remain stationary at the same position throughout the entire series of single point measurements for each combination.
4. The device supports LTE B5/B26/B12/B17. Since the supported frequency span for LTE B5/B17 falls completely within the supported frequency span for LTE B26/B12, and both bands have the same target power and both LTE bands share the same transmission path, therefore standalone SAR was only assessed for LTE B26/B12. The single point SAR time-sweep measurements were treated independently for each supported ACL frequency band. For the LTE B5/B17 single point SAR measurement selected the highest measured SAR configuration and exposure condition of LTE B26/B12.
5. The tuner state was established remotely through Wi-Fi so that the device is not moved for the entire series of single point SAR for the tuner states in each combination (band, mode, exposure conditions).

## 16.1 Supplemental Head SAR results

| | | | | | | | | | | | | | |
|---|---|---|---|---|---|---|---|---|---|---|---|---|---|
| WWAN Head (Ant 0) | Band | Mode | Channel | Test Position | Measured 1g SAR (W/kg) | Auto-Tune (State 0) | 0 | 10 | 20 | 30 | 7 | 17 | 27 |
| | LTE Band 12 | 10M_QPSK_1_0 | 23095 | Left Cheek | 0.277 | 0.298 | 0.289 | 0.208 | 0.185 | 0.085 | 0.212 | 0.189 | 0.103 |
| | Band | Mode | Channel | Test Position | Measured 1g SAR (W/kg) | Auto-Tune (State 0) | 1 | 11 | 21 | 31 | 8 | 18 | 28 |
| | LTE Band 13 | 10M_QPSK_1_49 | 23230 | Left Cheek | 0.307 | 0.324 | 0.285 | 0.225 | 0.155 | 0.044 | 0.277 | 0.247 | 0.148 |
| | Band | Mode | Channel | Test Position | Measured 1g SAR (W/kg) | Auto-Tune (State 0) | 2 | 12 | 22 | 32 | 9 | 19 | 29 |
| | LTE Band 14 | 10M_QPSK_1_25 | 23330 | Right Cheek | 0.336 | 0.365 | 0.287 | 0.216 | 0.165 | 0.001 | 0.232 | 0.191 | 0.071 |
| | Band | Mode | Channel | Test Position | Measured 1g SAR (W/kg) | Auto-Tune (State 0 ) | 3 | 13 | 23 | 0 | 10 | 20 | 30 |
| | LTE Band 26 | 15M_QPSK_1_74 | 26865 | Left Cheek | 0.302 | 0.318 | 0.281 | 0.251 | 0.199 | 0.306 | 0.222 | 0.197 | 0.091 |
| | Band | Mode | Channel | Test Position | Measured 1g SAR (W/kg) | Auto-Tune (State 0 ) | 4 | 14 | 24 | 1 | 11 | 21 | 31 |
| | LTE Band 71 | 20M_QPSK_1_0 | 133322 | Left Cheek | 0.247 | 0.261 | 0.242 | 0.177 | 0.119 | 0.211 | 0.181 | 0.124 | 0.035 |

## 16.2 Supplemental Body SAR results

| | | | | | | | | | | | | | |
|---|---|---|---|---|---|---|---|---|---|---|---|---|---|
| WWAN Body (Ant 0) | Band | Mode | Channel | Test Position | Measured 1g SAR (W/kg) | Auto-Tune (State 0 ) | 5 | 15 | 25 | 2 | 12 | 22 | 32 |
| | LTE Band 12 | 10M_QPSK_1_0 | 23095 | Back | 0.400 | 0.423 | 0.332 | 0.308 | 0.218 | 0.342 | 0.251 | 0.191 | 0.002 |
| | Band | Mode | Channel | Test Position | Measured 1g SAR (W/kg) | Auto-Tune (State 0 ) | 6 | 16 | 26 | 3 | 13 | 23 | 0 |
| | LTE Band 13 | 10M_QPSK_1_49 | 23230 | Back | 0.530 | 0.558 | 0.388 | 0.341 | 0.223 | 0.399 | 0.44 | 0.349 | 0.538 |
| | Band | Mode | Channel | Test Position | Measured 1g SAR (W/kg) | Auto-Tune (State 0 ) | 7 | 17 | 27 | 4 | 14 | 24 | 1 |
| | LTE Band 14 | 10M_QPSK_1_25 | 23330 | Back | 0.473 | 0.501 | 0.358 | 0.319 | 0.174 | 0.368 | 0.339 | 0.228 | 0.411 |
| | Band | Mode | Channel | Test Position | Measured 1g SAR (W/kg) | Auto-Tune (State 0 ) | 8 | 18 | 28 | 5 | 15 | 25 | 2 |
| | LTE Band 26 | 15M_QPSK_1_74 | 26865 | Back | 0.416 | 0.448 | 0.383 | 0.342 | 0.205 | 0.395 | 0.326 | 0.23 | 0.352 |
| | Band | Mode | Channel | Test Position | Measured 1g SAR (W/kg) | Auto-Tune (State 0 ) | 9 | 19 | 29 | 6 | 16 | 26 | 3 |
| | LTE Band 71 | 20M_QPSK_1_0 | 133322 | Back | 0.489 | 0.589 | 0.375 | 0.309 | 0.116 | 0.385 | 0.361 | 0.235 | 0.52 |

**Test Engineer：** Jack Yang, Ginger Chiang, Tommy Chen, Ray Sun, Jerry Hsu, Peter Hsieh, Wilson Lin, White Huang, Charles Shen, Andy Chiang, Willy Yu and Iran Wang

## 17. Uncertainty Assessment

Per KDB 865664 D01 SAR measurement 100MHz to 6GHz, when the highest measured 1-g SAR within a frequency band is < 1.5 W/kg and the measured 10-g SAR within a frequency band is < 3.75 W/kg. The expanded SAR measurement uncertainty must be ≤ 30%, for a confidence interval of k = 2. If these conditions are met, extensive SAR measurement uncertainty analysis described in IEEE Std 1528-2013 is not required in SAR reports submitted for equipment approval. For this device, the highest measured 1-g SAR is less 1.5W/kg and highest measured 10-g SAR is less 3.75W/kg. Therefore, the measurement uncertainty table is not required in this report.

## 18. References


[1] FCC 47 CFR Part 2 “Frequency Allocations and Radio Treaty Matters; General Rules and Regulations”

[2] ANSI/IEEE Std. C95.1-1992, “IEEE Standard for Safety Levels with Respect to Human Exposure to Radio Frequency Electromagnetic Fields, 3 kHz to 300 GHz”, September 1992

[3] IEEE Std. 1528-2013, “IEEE Recommended Practice for Determining the Peak Spatial-Average Specific Absorption Rate (SAR) in the Human Head from Wireless Communications Devices: Measurement Techniques”, Sep 2013

[4] SPEAG DASY System Handbook

[5] FCC KDB 248227 D01 v02r02, “SAR Guidance for IEEE 802.11 (WiFi) Transmitters”, Oct 2015.

[6] FCC KDB 447498 D01 v06, “Mobile and Portable Device RF Exposure Procedures and Equipment Authorization Policies”, Oct 2015

[7] FCC KDB 648474 D04 v01r03, “SAR Evaluation Considerations for Wireless Handsets”, Oct 2015.

[8] FCC KDB 941225 D01 v03r01, “3G SAR MEAUREMENT PROCEDURES”, Oct 2015

[9] FCC KDB 941225 D05 v02r05, “SAR Evaluation Considerations for LTE Devices”, Dec 2015

[10] FCC KDB 941225 D05A v01r02, “Rel. 10 LTE SAR Test Guidance and KDB Inquiries”, Oct 2015

[11] FCC KDB 941225 D06 v02r01, "SAR Evaluation Procedures for Portable Devices with Wireless Router Capabilities", Oct 2015.

[12] FCC KDB 941225 D07 v01r02, " SAR Evaluation Procedures for UMPC Mini-Tablet Devices", Oct 2015.

[13] FCC KDB 865664 D01 v01r04, "SAR Measurement Requirements for 100 MHz to 6 GHz", Aug 2015.

[14] FCC KDB 865664 D02 v01r02, “RF Exposure Compliance Reporting and Documentation Considerations” Oct 2015.