FR1 n5 / 20MHz / DFT-s-OFDM / 16QAM

Lowest Band Edge / 1RB0

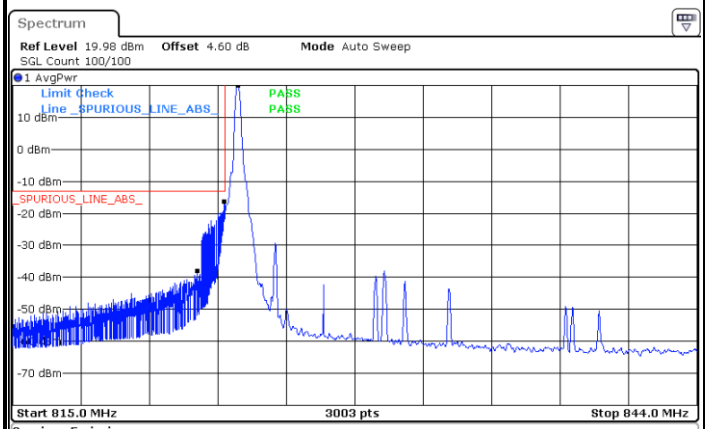

Spurious Emissions

Range Low	Range Up	RBW	Frequency	Power Abs	ΔLimit
815.000 MHz	823.000 MHz	100.000 kHz	822.82018 MHz	-37.90 dBm	-24.90 dB
823.000 MHz	824.000 MHz	200.000 kHz	823.97153 MHz	-16.37 dBm	-3.37 dB
824.000 MHz	844.000 MHz	100.000 kHz	824.52947 MHz	20.00 dBm	-10.00 dB

Date: 9.JUN.2020 16:40:35

Highest Band Edge / 1RBMAX

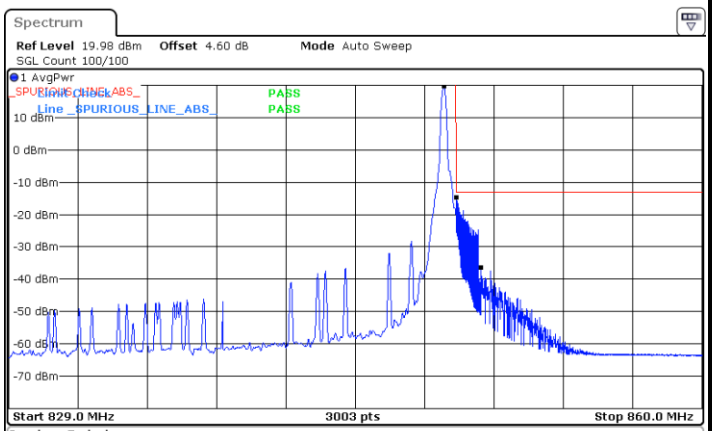

Spurious Emissions

Range Low	Range Up	RBW	Frequency	Power Abs	ΔLimit
829.000 MHz	849.000 MHz	100.000 kHz	848.45055 MHz	19.79 dBm	-10.21 dB
849.000 MHz	850.000 MHz	200.000 kHz	849.02148 MHz	-14.83 dBm	-1.83 dB
850.000 MHz	860.000 MHz	100.000 kHz	850.12488 MHz	-36.33 dBm	-23.33 dB

Date: 9.JUN.2020 22:29:42

Lowest Band Edge / Full RB

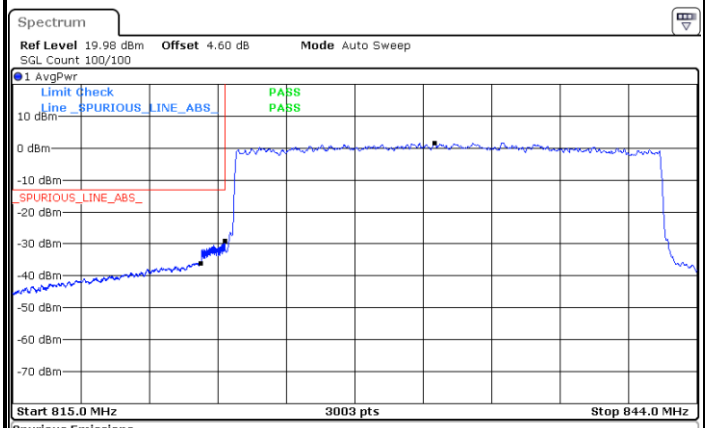

Spurious Emissions

Range Low	Range Up	RBW	Frequency	Power Abs	ΔLimit
815.000 MHz	823.000 MHz	100.000 kHz	822.97203 MHz	-36.00 dBm	-23.00 dB
823.000 MHz	824.000 MHz	200.000 kHz	823.98252 MHz	-29.11 dBm	-16.11 dB
824.000 MHz	844.000 MHz	100.000 kHz	832.88112 MHz	1.65 dBm	-28.35 dB

Date: 9.JUN.2020 19:39:47

Highest Band Edge / Full RB

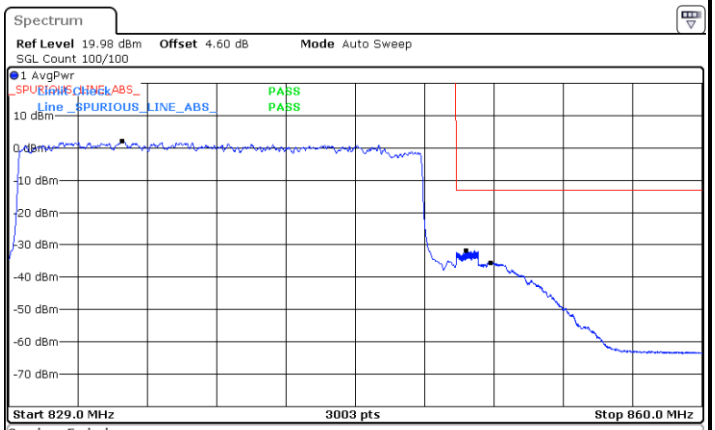

Spurious Emissions

Range Low	Range Up	RBW	Frequency	Power Abs	ΔLimit
829.000 MHz	849.000 MHz	100.000 kHz	834.06494 MHz	2.13 dBm	-27.87 dB
849.000 MHz	850.000 MHz	200.000 kHz	849.43407 MHz	-31.87 dBm	-18.87 dB
850.000 MHz	860.000 MHz	100.000 kHz	850.53447 MHz	-35.50 dBm	-22.50 dB

Date: 9.JUN.2020 22:27:28

FR1 n5 / 20MHz / DFT-s-OFDM / 64QAM

Lowest Band Edge / 1RB0

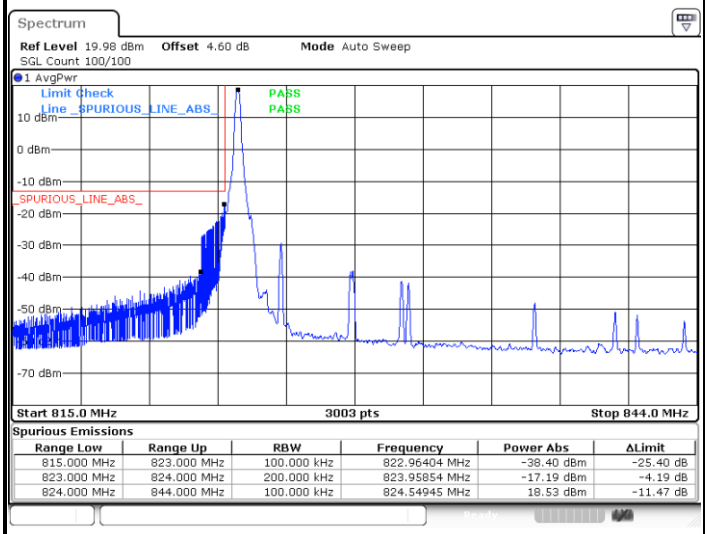

Spurious Emissions

Range Low	Range Up	RBW	Frequency	Power Abs	ΔLimit
815.000 MHz	823.000 MHz	100.000 kHz	822.96404 MHz	-38.40 dBm	-25.40 dB
823.000 MHz	824.000 MHz	200.000 kHz	823.95854 MHz	-17.19 dBm	-4.19 dB
824.000 MHz	844.000 MHz	100.000 kHz	824.54945 MHz	18.53 dBm	-11.47 dB

Date: 9.JUN.2020 16:42:07

Highest Band Edge / 1RBMAX

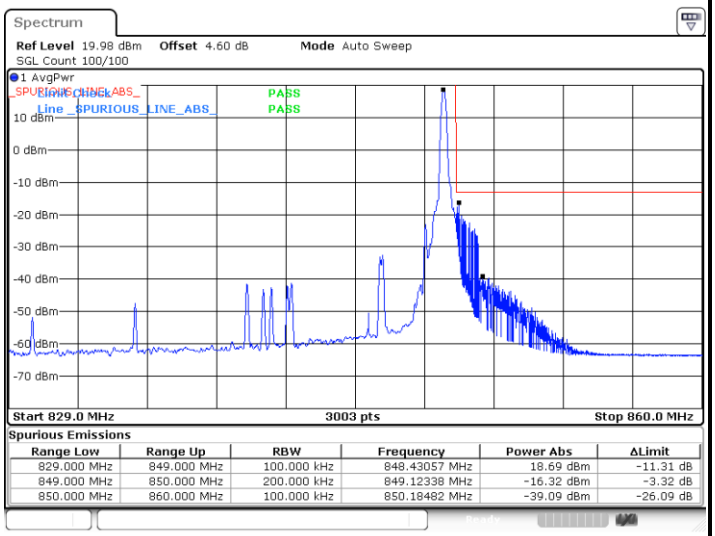

Spurious Emissions

Range Low	Range Up	RBW	Frequency	Power Abs	ΔLimit
829.000 MHz	849.000 MHz	100.000 kHz	848.43057 MHz	18.69 dBm	-11.31 dB
849.000 MHz	850.000 MHz	200.000 kHz	849.12338 MHz	-16.32 dBm	-3.32 dB
850.000 MHz	860.000 MHz	100.000 kHz	850.18482 MHz	-39.09 dBm	-26.09 dB

Date: 9.JUN.2020 22:23:35

Lowest Band Edge / Full RB

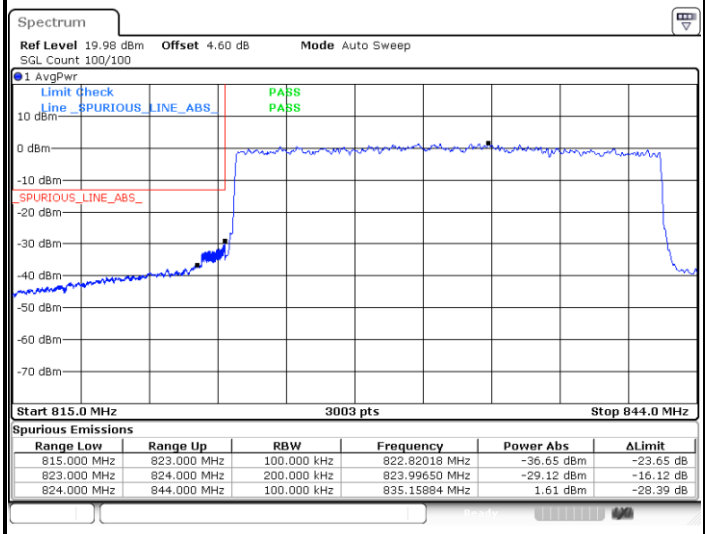

Spurious Emissions

Range Low	Range Up	RBW	Frequency	Power Abs	ΔLimit
815.000 MHz	823.000 MHz	100.000 kHz	822.82018 MHz	-36.65 dBm	-23.65 dB
823.000 MHz	824.000 MHz	200.000 kHz	823.99650 MHz	-29.12 dBm	-16.12 dB
824.000 MHz	844.000 MHz	100.000 kHz	835.15884 MHz	1.61 dBm	-28.39 dB

Date: 9.JUN.2020 19:43:21

Highest Band Edge / Full RB

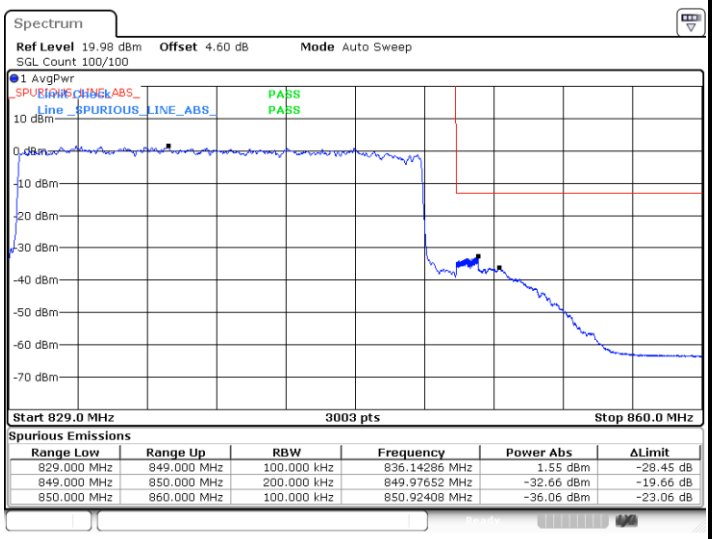

Spurious Emissions

Range Low	Range Up	RBW	Frequency	Power Abs	ΔLimit
829.000 MHz	849.000 MHz	100.000 kHz	836.14286 MHz	1.55 dBm	-28.45 dB
849.000 MHz	850.000 MHz	200.000 kHz	849.97652 MHz	-32.66 dBm	-19.66 dB
850.000 MHz	860.000 MHz	100.000 kHz	850.92408 MHz	-36.06 dBm	-23.06 dB

Date: 9.JUN.2020 22:25:59

FR1 n5 / 20MHz / DFT-s-OFDM / 256QAM

Lowest Band Edge / 1RB0

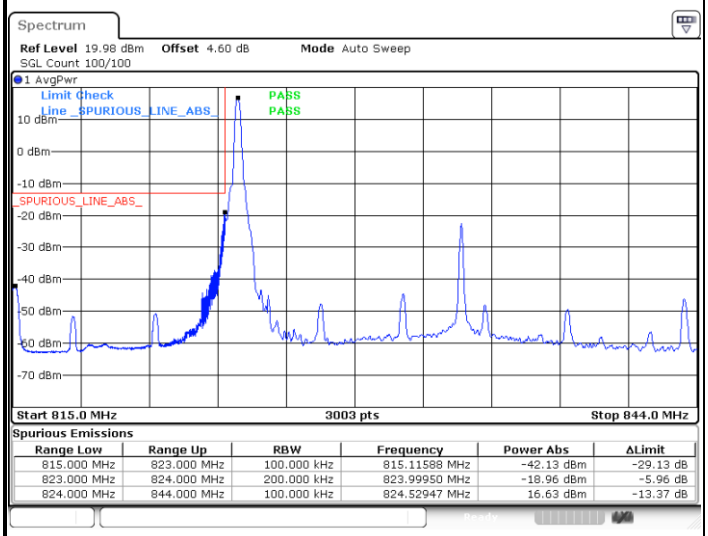

Spurious Emissions

Range Low	Range Up	RBW	Frequency	Power Abs	ΔLimit
815.000 MHz	823.000 MHz	100.000 kHz	815.11588 MHz	-42.13 dBm	-29.13 dB
823.000 MHz	824.000 MHz	200.000 kHz	823.99950 MHz	-18.96 dBm	-5.96 dB
824.000 MHz	844.000 MHz	100.000 kHz	824.52947 MHz	16.63 dBm	-13.37 dB

Date: 9.JUN.2020 19:54:56

Highest Band Edge / 1RBMAX

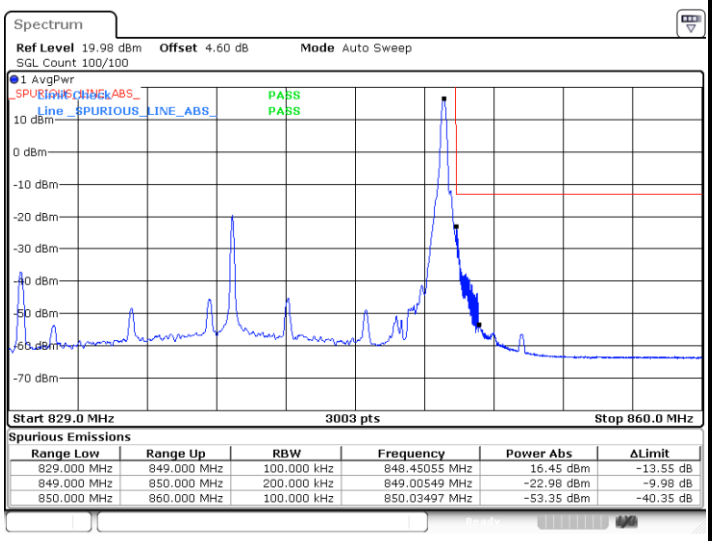

Spurious Emissions

Range Low	Range Up	RBW	Frequency	Power Abs	ΔLimit
829.000 MHz	849.000 MHz	100.000 kHz	848.45055 MHz	16.45 dBm	-13.55 dB
849.000 MHz	850.000 MHz	200.000 kHz	849.00549 MHz	-22.98 dBm	-9.98 dB
850.000 MHz	860.000 MHz	100.000 kHz	850.03497 MHz	-53.35 dBm	-40.35 dB

Date: 9.JUN.2020 21:58:01

Lowest Band Edge / Full RB

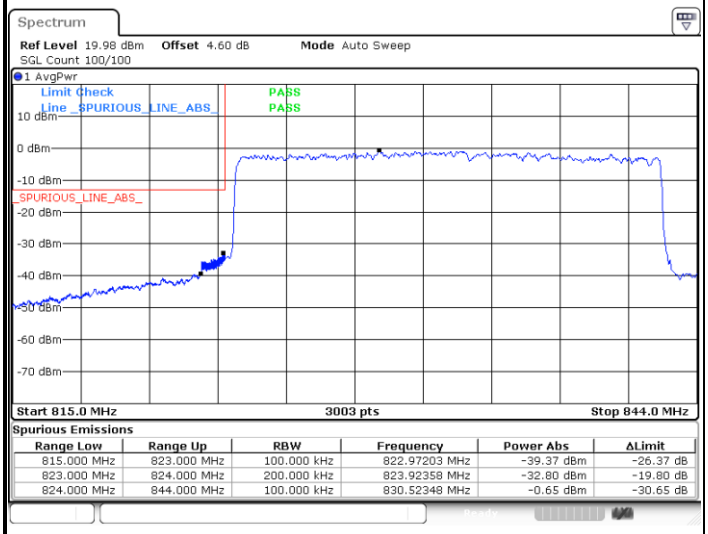

Spurious Emissions

Range Low	Range Up	RBW	Frequency	Power Abs	ΔLimit
815.000 MHz	823.000 MHz	100.000 kHz	822.97203 MHz	-39.37 dBm	-26.37 dB
823.000 MHz	824.000 MHz	200.000 kHz	823.92358 MHz	-32.80 dBm	-19.80 dB
824.000 MHz	844.000 MHz	100.000 kHz	830.52348 MHz	-0.65 dBm	-30.65 dB

Date: 9.JUN.2020 19:51:46

Highest Band Edge / Full RB

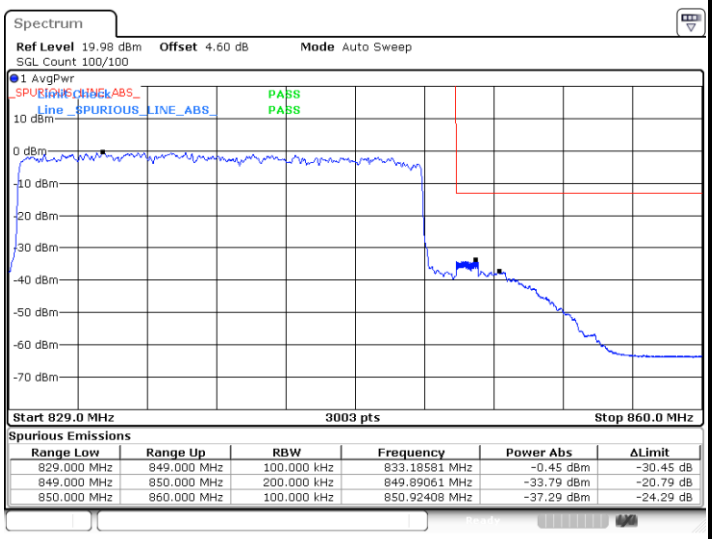

Spurious Emissions

Range Low	Range Up	RBW	Frequency	Power Abs	ΔLimit
829.000 MHz	849.000 MHz	100.000 kHz	833.18581 MHz	-0.45 dBm	-30.45 dB
849.000 MHz	850.000 MHz	200.000 kHz	849.89061 MHz	-33.79 dBm	-20.79 dB
850.000 MHz	860.000 MHz	100.000 kHz	850.92408 MHz	-37.29 dBm	-24.29 dB

Date: 9.JUN.2020 21:56:05

FR1 n5 / 20MHz / CP OFDM / QPSK

Lowest Band Edge / Full RB

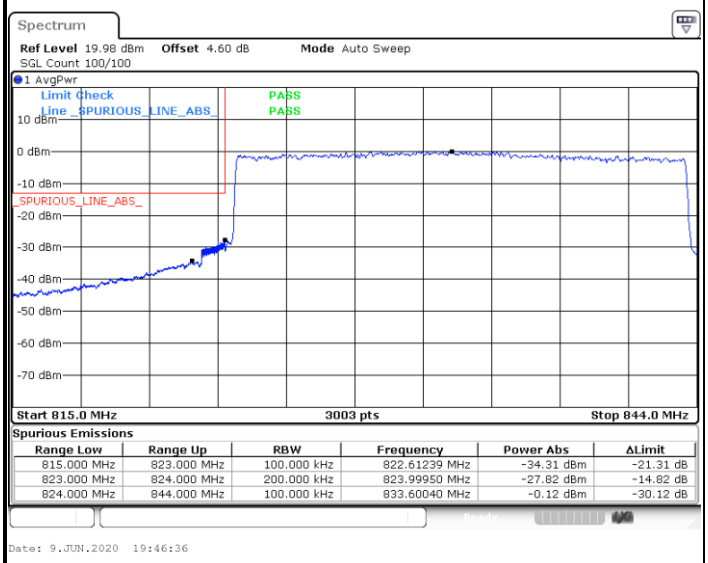

Spurious Emissions

Range Low	Range Up	RBW	Frequency	Power Abs	ΔLimit
815.000 MHz	823.000 MHz	100.000 kHz	822.61239 MHz	-34.31 dBm	-21.31 dB
823.000 MHz	824.000 MHz	200.000 kHz	823.99950 MHz	-27.82 dBm	-14.82 dB
824.000 MHz	844.000 MHz	100.000 kHz	833.60040 MHz	-0.12 dBm	-30.12 dB

Date: 9.JUN.2020 19:46:36

Highest Band Edge / Full RB

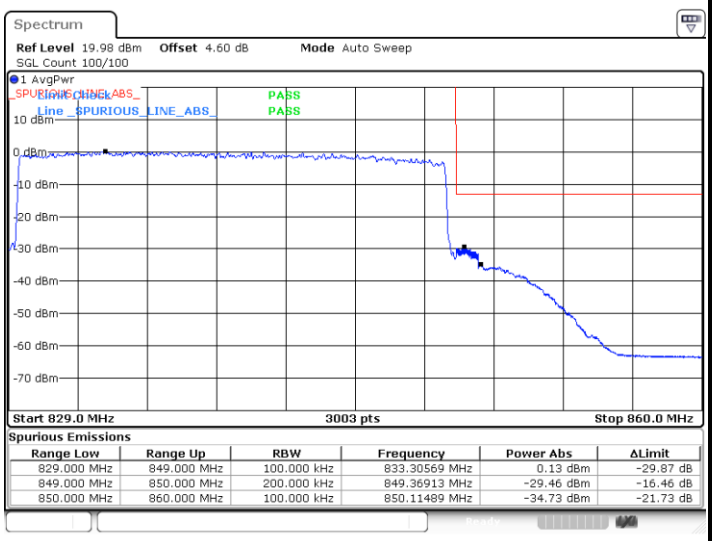

Spurious Emissions

Range Low	Range Up	RBW	Frequency	Power Abs	ΔLimit
829.000 MHz	849.000 MHz	100.000 kHz	833.30569 MHz	0.13 dBm	-29.87 dB
849.000 MHz	850.000 MHz	200.000 kHz	849.36913 MHz	-29.46 dBm	-16.46 dB
850.000 MHz	860.000 MHz	100.000 kHz	850.11489 MHz	-34.73 dBm	-21.73 dB

Date: 9.JUN.2020 23:16:13

Conducted Spurious Emission

FR1 n5 / 5MHz / DFT-S OFDM / QPSK

Lowest Channel / 1RB1

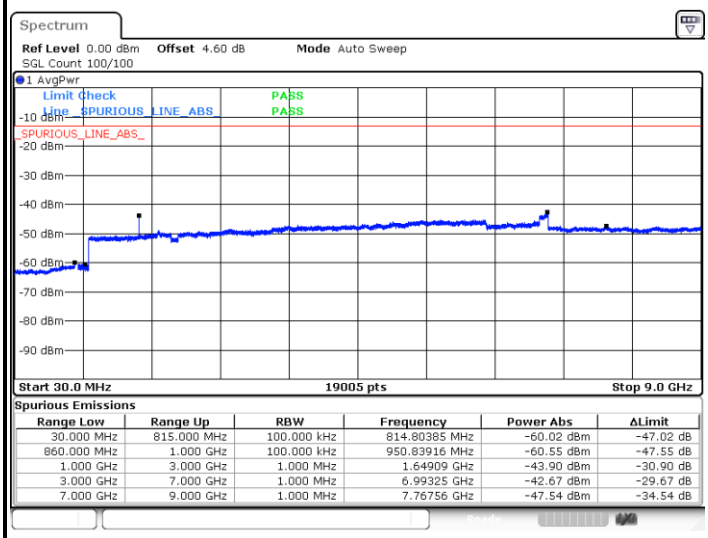

Spurious Emissions

Range Low	Range Up	RBW	Frequency	Power Abs	ΔLimit
30.000 MHz	815.000 MHz	100.000 kHz	814.80385 MHz	-60.02 dBm	-47.02 dB
860.000 MHz	1.000 GHz	100.000 kHz	950.83916 MHz	-60.55 dBm	-47.55 dB
1.000 GHz	3.000 GHz	1.000 MHz	1.64909 GHz	-43.90 dBm	-30.90 dB
3.000 GHz	7.000 GHz	1.000 MHz	6.99325 GHz	-42.67 dBm	-29.67 dB
7.000 GHz	9.000 GHz	1.000 MHz	7.76756 GHz	-47.54 dBm	-34.54 dB

Date: 12.JUN.2020 03:42:40

Middle Channel / 1RB1

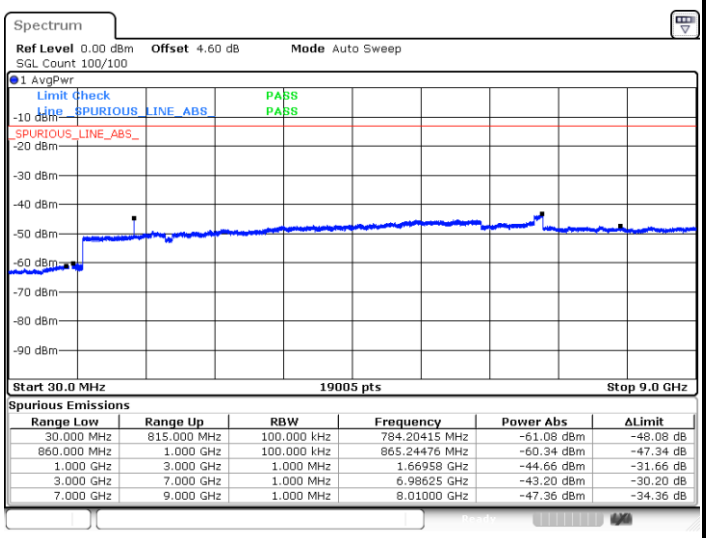

Spurious Emissions

Range Low	Range Up	RBW	Frequency	Power Abs	ΔLimit
30.000 MHz	815.000 MHz	100.000 kHz	784.20415 MHz	-61.08 dBm	-48.08 dB
860.000 MHz	1.000 GHz	100.000 kHz	865.24476 MHz	-60.34 dBm	-47.34 dB
1.000 GHz	3.000 GHz	1.000 MHz	1.66958 GHz	-44.66 dBm	-31.66 dB
3.000 GHz	7.000 GHz	1.000 MHz	6.98625 GHz	-43.20 dBm	-30.20 dB
7.000 GHz	9.000 GHz	1.000 MHz	8.01000 GHz	-47.36 dBm	-34.36 dB

Date: 12.JUN.2020 05:46:42

Highest Channel / 1RB1

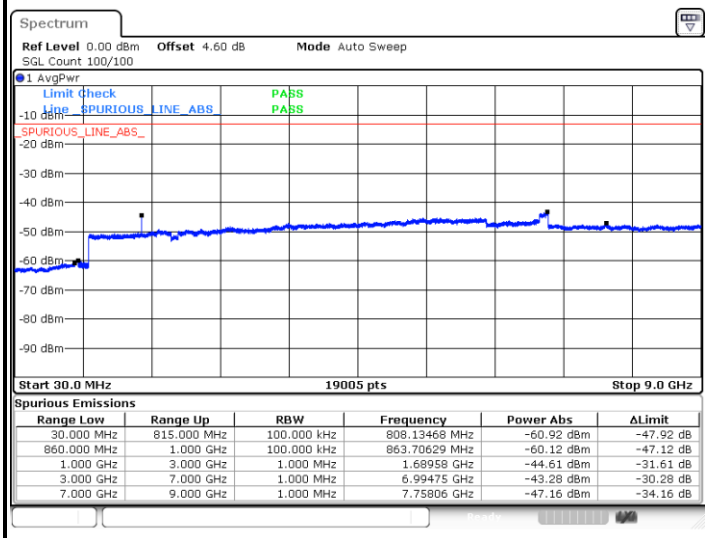

Spurious Emissions

Range Low	Range Up	RBW	Frequency	Power Abs	ΔLimit
30.000 MHz	815.000 MHz	100.000 kHz	808.13468 MHz	-60.92 dBm	-47.92 dB
860.000 MHz	1.000 GHz	100.000 kHz	863.70629 MHz	-60.12 dBm	-47.12 dB
1.000 GHz	3.000 GHz	1.000 MHz	1.68958 GHz	-44.61 dBm	-31.61 dB
3.000 GHz	7.000 GHz	1.000 MHz	6.99475 GHz	-43.28 dBm	-30.28 dB
7.000 GHz	9.000 GHz	1.000 MHz	7.75806 GHz	-47.16 dBm	-34.16 dB

Date: 12.JUN.2020 04:40:20

FR1 n5 / 10MHz / DFT-S OFDM / QPSK

Lowest Channel / 1RB1

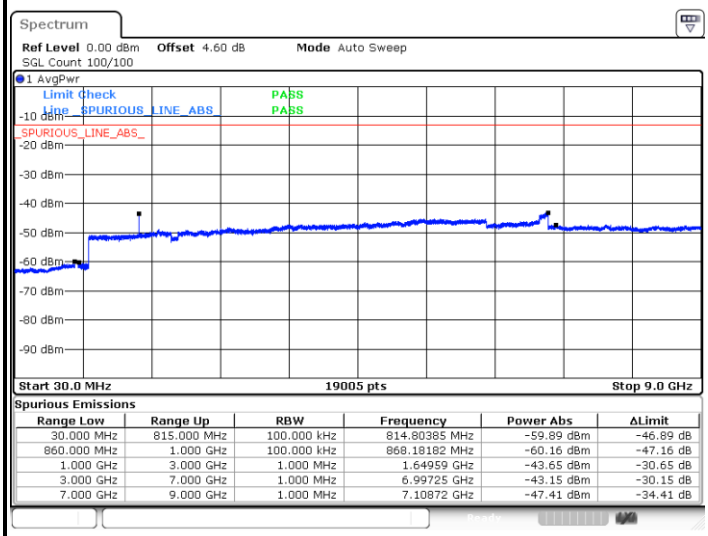

Spurious Emissions

Range Low	Range Up	RBW	Frequency	Power Abs	ΔLimit
30.000 MHz	815.000 MHz	100.000 kHz	814.80385 MHz	-59.89 dBm	-46.89 dB
860.000 MHz	1.000 GHz	100.000 kHz	868.18182 MHz	-60.16 dBm	-47.16 dB
1.000 GHz	3.000 GHz	1.000 MHz	1.64959 GHz	-43.65 dBm	-30.65 dB
3.000 GHz	7.000 GHz	1.000 MHz	6.99725 GHz	-43.15 dBm	-30.15 dB
7.000 GHz	9.000 GHz	1.000 MHz	7.10872 GHz	-47.41 dBm	-34.41 dB

Date: 11.JUN.2020 20:50:00

Middle Channel / 1RB1

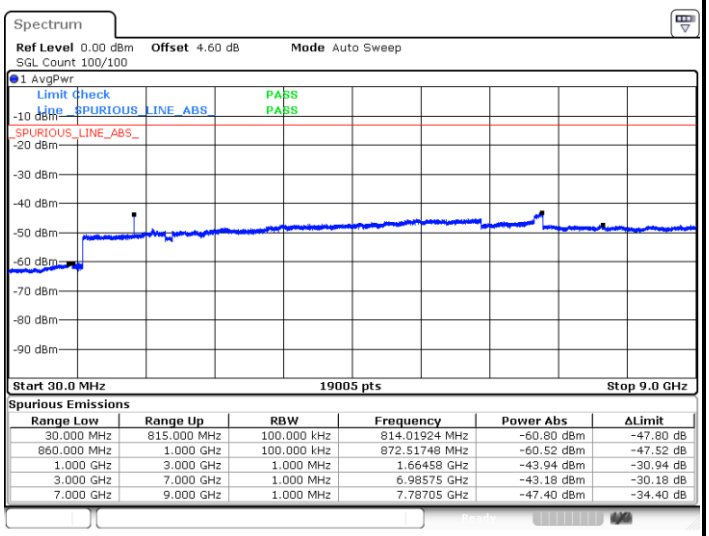

Spurious Emissions

Range Low	Range Up	RBW	Frequency	Power Abs	ΔLimit
30.000 MHz	815.000 MHz	100.000 kHz	814.01924 MHz	-60.80 dBm	-47.80 dB
860.000 MHz	1.000 GHz	100.000 kHz	872.51748 MHz	-60.52 dBm	-47.52 dB
1.000 GHz	3.000 GHz	1.000 MHz	1.66458 GHz	-43.94 dBm	-30.94 dB
3.000 GHz	7.000 GHz	1.000 MHz	6.98575 GHz	-43.18 dBm	-30.18 dB
7.000 GHz	9.000 GHz	1.000 MHz	7.78705 GHz	-47.40 dBm	-34.40 dB

Date: 11.JUN.2020 23:03:17

Highest Channel / 1RB1

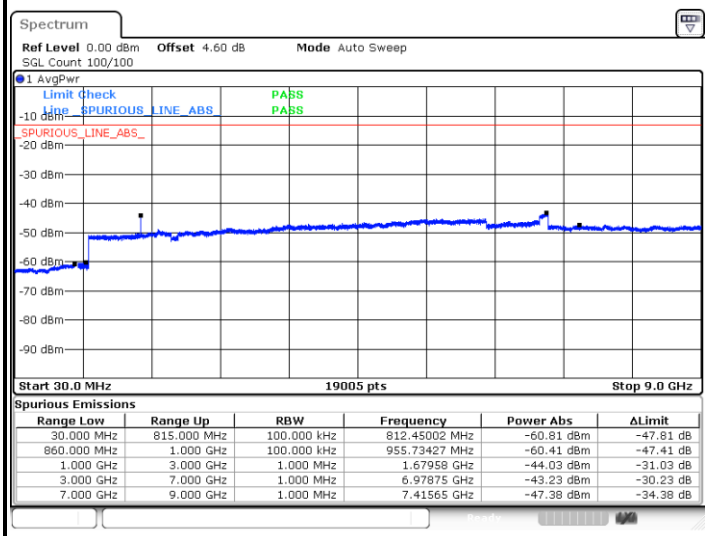

Spurious Emissions

Range Low	Range Up	RBW	Frequency	Power Abs	ΔLimit
30.000 MHz	815.000 MHz	100.000 kHz	812.45002 MHz	-60.81 dBm	-47.81 dB
860.000 MHz	1.000 GHz	100.000 kHz	955.73427 MHz	-60.41 dBm	-47.41 dB
1.000 GHz	3.000 GHz	1.000 MHz	1.67958 GHz	-44.03 dBm	-31.03 dB
3.000 GHz	7.000 GHz	1.000 MHz	6.97875 GHz	-43.23 dBm	-30.23 dB
7.000 GHz	9.000 GHz	1.000 MHz	7.41565 GHz	-47.38 dBm	-34.38 dB

Date: 11.JUN.2020 23:20:26

FR1 n5 / 15MHz / DFT-S OFDM / QPSK

Lowest Channel / 1RB1

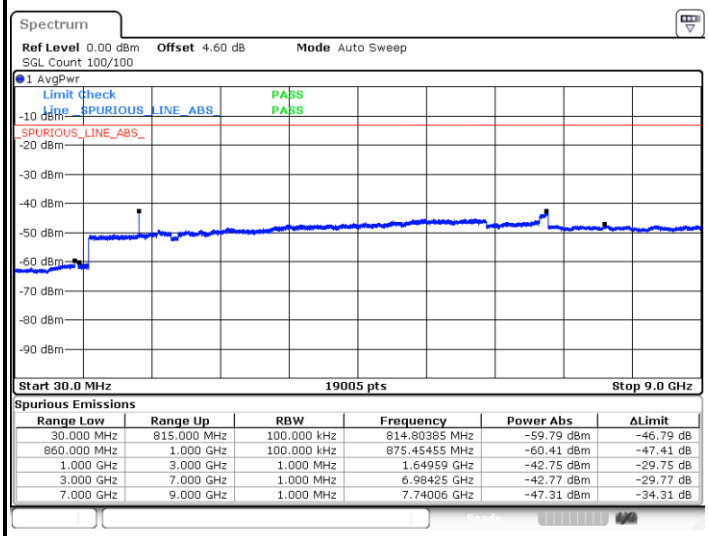

Spurious Emissions

Range Low	Range Up	RBW	Frequency	Power Abs	ΔLimit
30.000 MHz	815.000 MHz	100.000 kHz	814.80385 MHz	-59.79 dBm	-46.79 dB
860.000 MHz	1.000 GHz	100.000 kHz	875.45455 MHz	-60.41 dBm	-47.41 dB
1.000 GHz	3.000 GHz	1.000 MHz	1.64959 GHz	-42.75 dBm	-29.75 dB
3.000 GHz	7.000 GHz	1.000 MHz	6.98425 GHz	-42.77 dBm	-29.77 dB
7.000 GHz	9.000 GHz	1.000 MHz	7.74006 GHz	-47.31 dBm	-34.31 dB

Date: 11.JUN.2020 14:22:17

Middle Channel / 1RB1

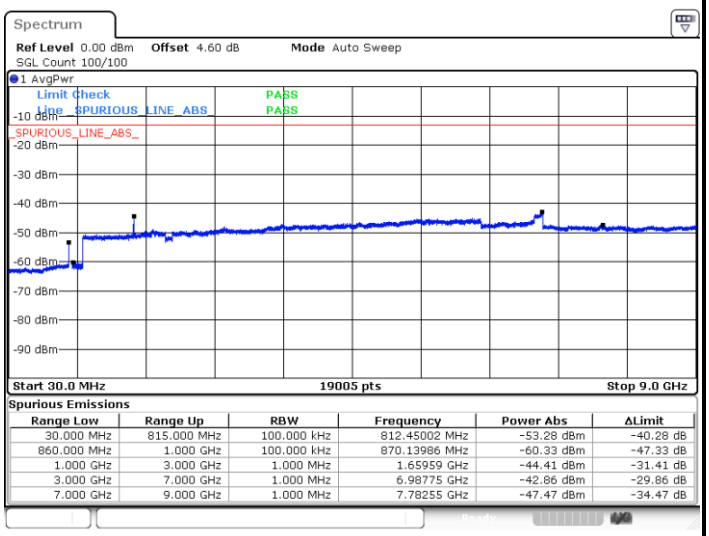

Spurious Emissions

Range Low	Range Up	RBW	Frequency	Power Abs	ΔLimit
30.000 MHz	815.000 MHz	100.000 kHz	812.45002 MHz	-53.28 dBm	-40.28 dB
860.000 MHz	1.000 GHz	100.000 kHz	870.13986 MHz	-60.33 dBm	-47.33 dB
1.000 GHz	3.000 GHz	1.000 MHz	1.65959 GHz	-44.41 dBm	-31.41 dB
3.000 GHz	7.000 GHz	1.000 MHz	6.98775 GHz	-42.86 dBm	-29.86 dB
7.000 GHz	9.000 GHz	1.000 MHz	7.78255 GHz	-47.47 dBm	-34.47 dB

Date: 11.JUN.2020 16:46:51

Highest Channel / 1RB1

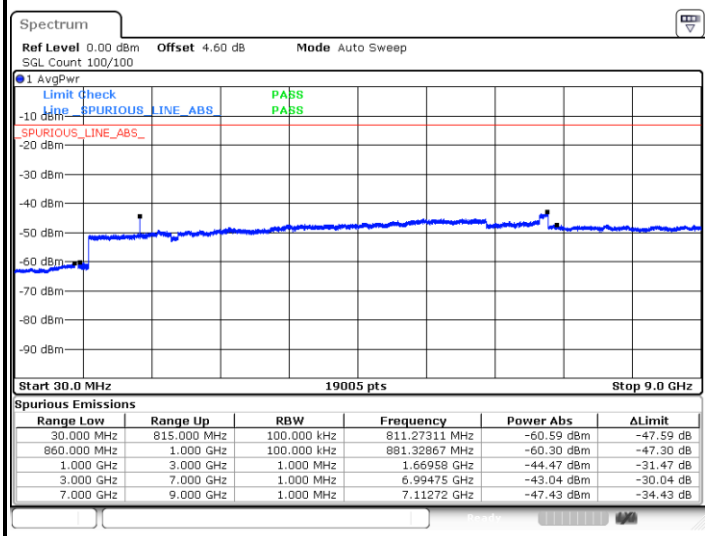

Spurious Emissions

Range Low	Range Up	RBW	Frequency	Power Abs	ΔLimit
30.000 MHz	815.000 MHz	100.000 kHz	811.27311 MHz	-60.59 dBm	-47.59 dB
860.000 MHz	1.000 GHz	100.000 kHz	881.32867 MHz	-60.30 dBm	-47.30 dB
1.000 GHz	3.000 GHz	1.000 MHz	1.66958 GHz	-44.47 dBm	-31.47 dB
3.000 GHz	7.000 GHz	1.000 MHz	6.99475 GHz	-43.04 dBm	-30.04 dB
7.000 GHz	9.000 GHz	1.000 MHz	7.11272 GHz	-47.43 dBm	-34.43 dB

Date: 11.JUN.2020 19:03:15

FR1 n5 / 20MHz / DFT-S OFDM / QPSK

Lowest Channel / 1RB1

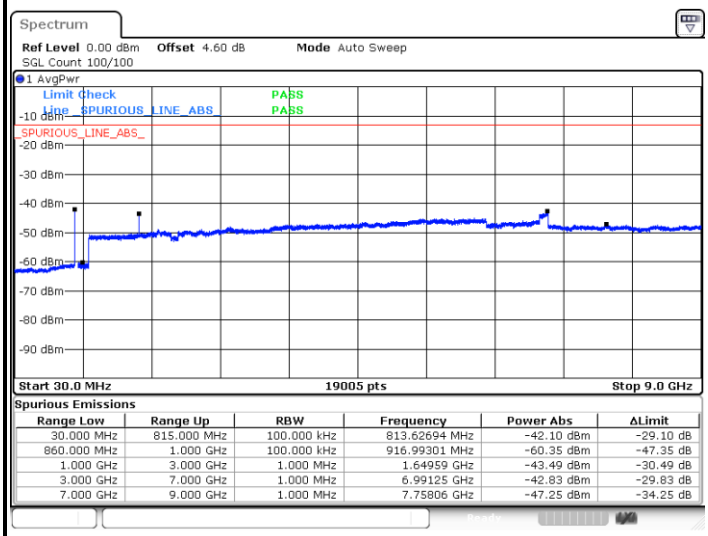

Spurious Emissions

Range Low	Range Up	RBW	Frequency	Power Abs	ΔLimit
30.000 MHz	815.000 MHz	100.000 kHz	813.62694 MHz	-42.10 dBm	-29.10 dB
860.000 MHz	1.000 GHz	100.000 kHz	916.99301 MHz	-60.35 dBm	-47.35 dB
1.000 GHz	3.000 GHz	1.000 MHz	1.64959 GHz	-43.49 dBm	-30.49 dB
3.000 GHz	7.000 GHz	1.000 MHz	6.99125 GHz	-42.83 dBm	-29.83 dB
7.000 GHz	9.000 GHz	1.000 MHz	7.75806 GHz	-47.25 dBm	-34.25 dB

Date: 9.JUN.2020 20:09:58

Middle Channel / 1RB1

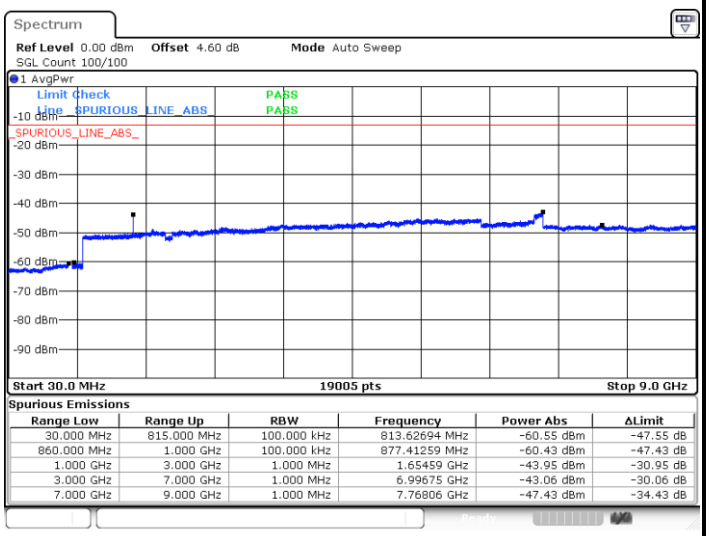

Spurious Emissions

Range Low	Range Up	RBW	Frequency	Power Abs	ΔLimit
30.000 MHz	815.000 MHz	100.000 kHz	813.62694 MHz	-60.55 dBm	-47.55 dB
860.000 MHz	1.000 GHz	100.000 kHz	877.41259 MHz	-60.43 dBm	-47.43 dB
1.000 GHz	3.000 GHz	1.000 MHz	1.65459 GHz	-43.95 dBm	-30.95 dB
3.000 GHz	7.000 GHz	1.000 MHz	6.99675 GHz	-43.06 dBm	-30.06 dB
7.000 GHz	9.000 GHz	1.000 MHz	7.76806 GHz	-47.43 dBm	-34.43 dB

Date: 9.JUN.2020 20:26:28

Highest Channel / 1RB1

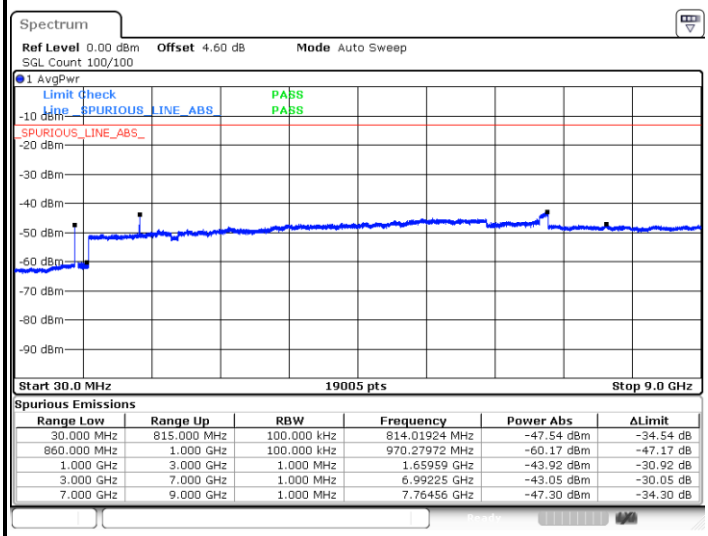

Spurious Emissions

Range Low	Range Up	RBW	Frequency	Power Abs	ΔLimit
30.000 MHz	815.000 MHz	100.000 kHz	814.01924 MHz	-47.54 dBm	-34.54 dB
860.000 MHz	1.000 GHz	100.000 kHz	970.27972 MHz	-60.17 dBm	-47.17 dB
1.000 GHz	3.000 GHz	1.000 MHz	1.65959 GHz	-43.92 dBm	-30.92 dB
3.000 GHz	7.000 GHz	1.000 MHz	6.99225 GHz	-43.05 dBm	-30.05 dB
7.000 GHz	9.000 GHz	1.000 MHz	7.76456 GHz	-47.30 dBm	-34.30 dB

Date: 9.JUN.2020 21:27:54

Frequency Stability

Test Conditions		FR1 n5 (QPSK) / Middle Channel	Limit
Temperature (°C)	Voltage (Volt)	BW 20MHz	Note 2.
		Deviation (ppm)	Result
50	Normal Voltage	0.0025	PASS
40	Normal Voltage	0.0043	
30	Normal Voltage	0.0019	
20(Ref.)	Normal Voltage	0.0000	
10	Normal Voltage	0.0045	
0	Normal Voltage	0.0037	
-10	Normal Voltage	0.0013	
-20	Normal Voltage	0.0014	
-30	Normal Voltage	0.0019	
20	Maximum Voltage	0.0039	
20	Normal Voltage	0.0000	
20	Battery End Point	0.0042	

Note:

1. Normal Voltage =3.87 V.；Battery End Point (BEP) =3.60 V.；Maximum Voltage =4.45 V.

2. The frequency fundamental emissions stay within the authorized frequency block.

FR1 n12

Peak-to-Average Ratio

Mode	FR1 n12 / 15MHz / DFT-S OFDM				
Mod.	PI/2 BPSK	QPSK	16QAM	64QAM	Limit: 13dB
RB Size	Full RB	Full RB	Full RB	Full RB	Result
Lowest CH	4.58	6.35	7.16	7.25	PASS
Middle CH	5.13	6.41	7.13	7.28	
Highest CH	5.16	6.41	7.16	7.30	
Mode	FR1 n12 / 15MHz / DFT-S OFDM				
Mod.	256QAM				Limit: 13dB
RB Size	Full RB				Result
Lowest CH	7.48				PASS
Middle CH	7.51				
Highest CH	7.62				

FR1 n12 / 15MHz / DFT-S OFDM

PI/2 BPSK

Lowest Channel / Full RB

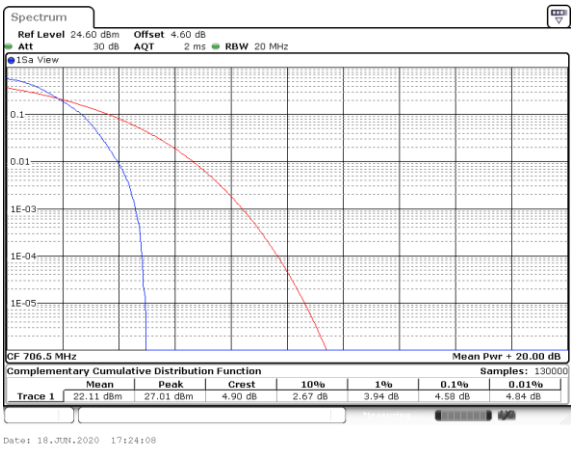

Middle Channel / Full RB

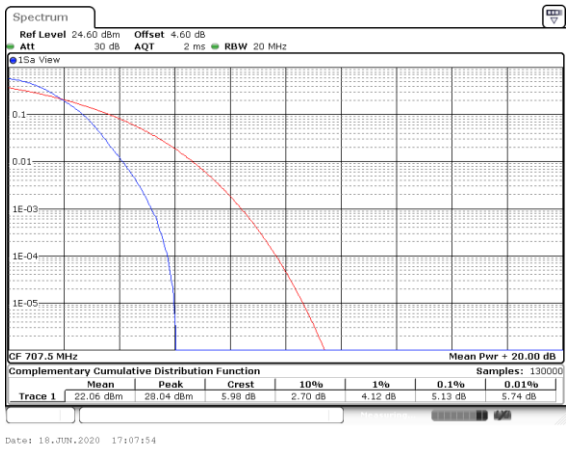

Highest Channel / Full RB

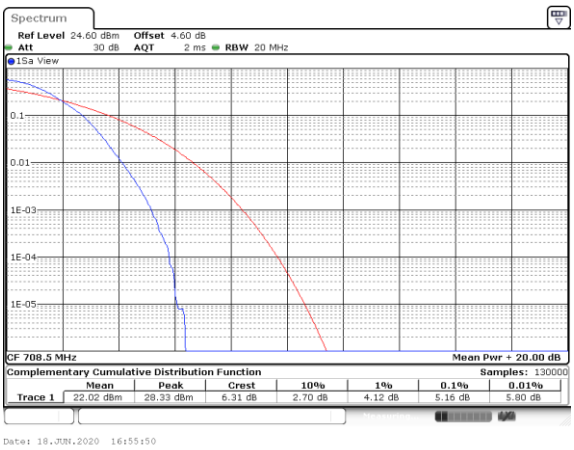

QPSK

Lowest Channel / Full RB

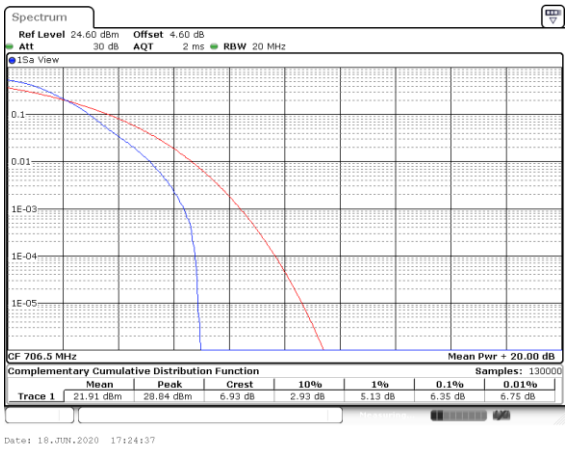

Middle Channel / Full RB

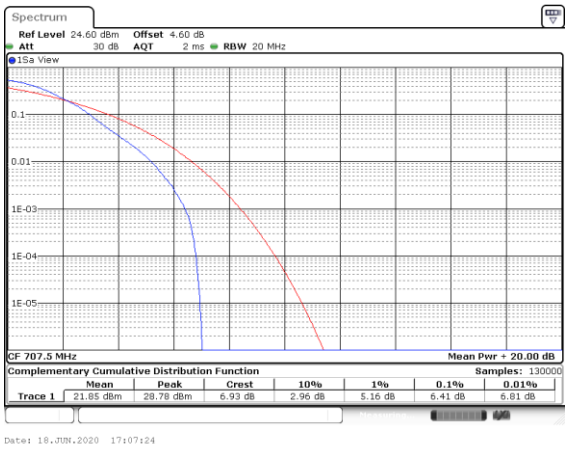

Highest Channel / Full RB

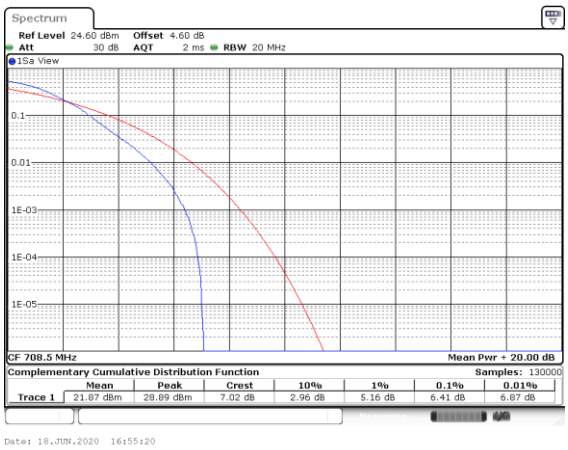

FR1 n12 / 15MHz / DFT-S OFDM	
16QAM	**64QAM**
Lowest Channel / Full RB	**Lowest Channel / Full RB**
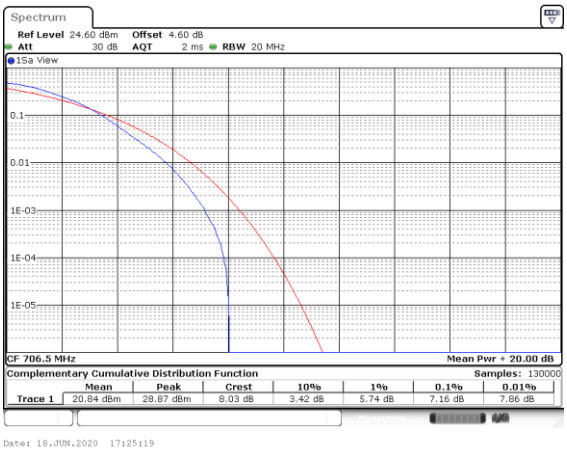	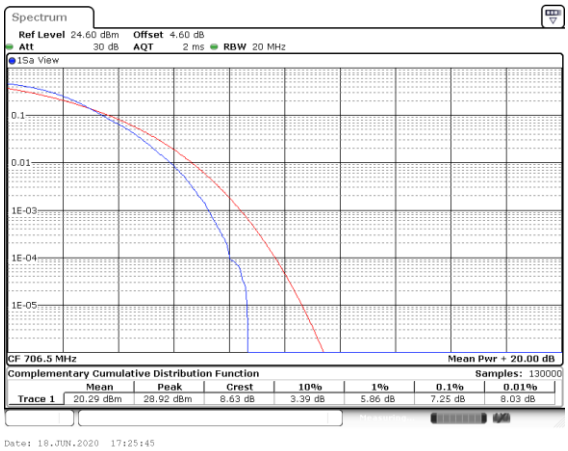
Middle Channel / Full RB	**Middle Channel / Full RB**
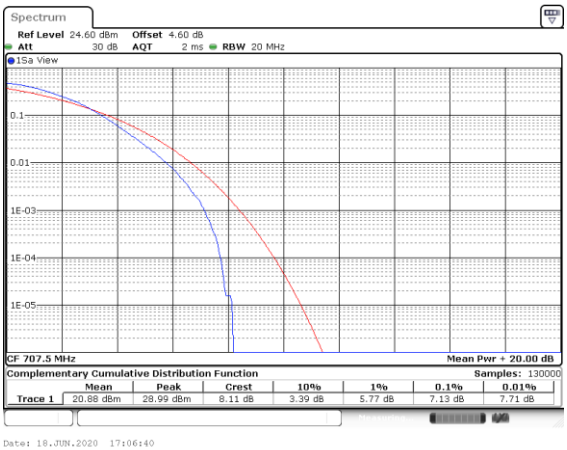	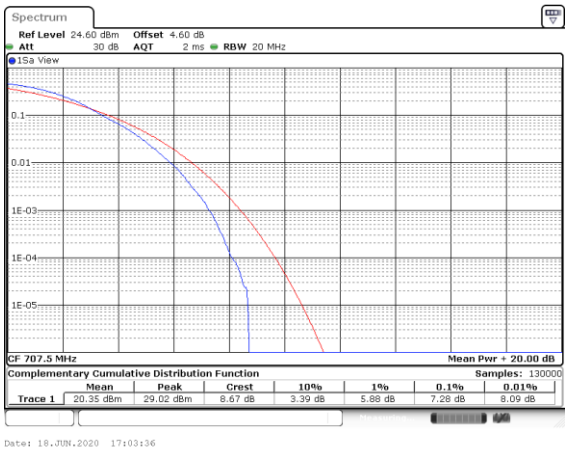
Highest Channel / Full RB	**Highest Channel / Full RB**
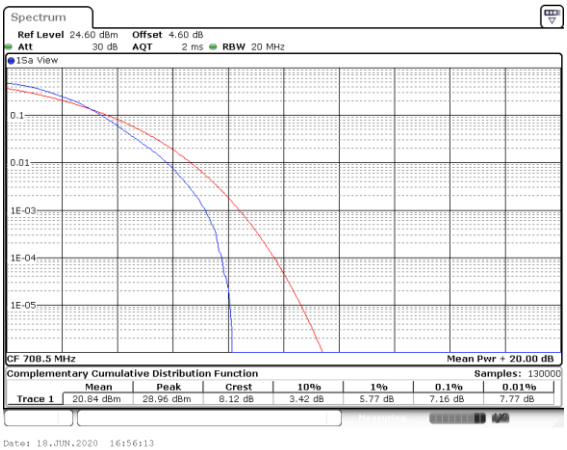	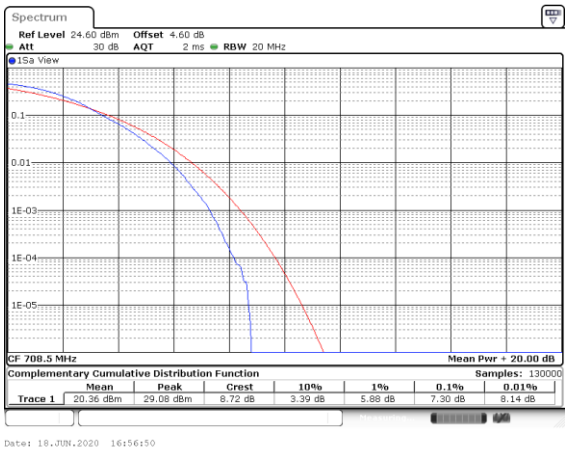

FR1 n12 / 15MHz / DFT-S OFDM	
256QAM	
Lowest Channel / Full RB	
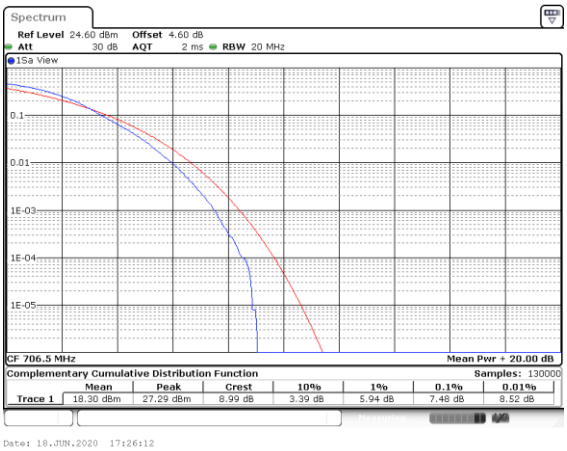	
Middle Channel / Full RB	
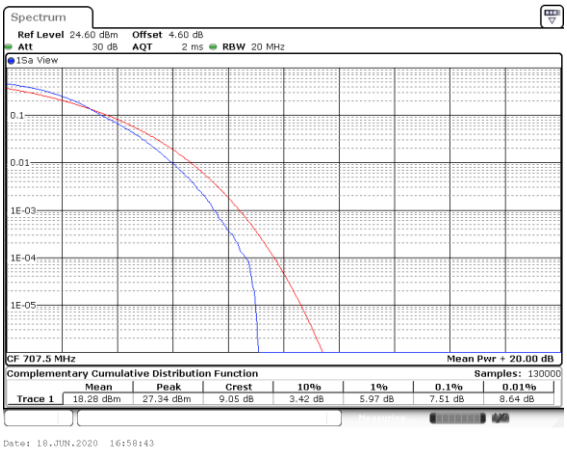	
Highest Channel / Full RB	
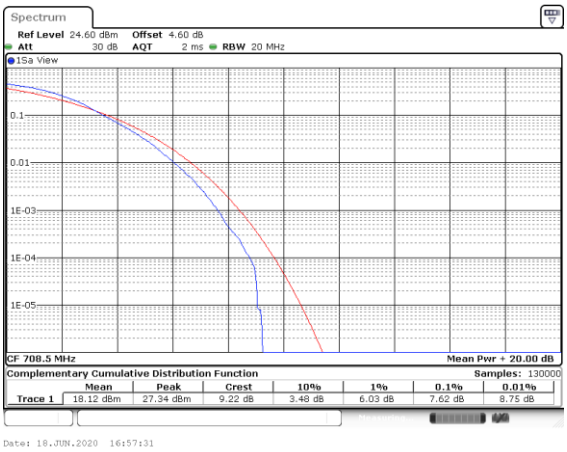	

26dB Bandwidth

Mode	FR1 n12 : 26dB BW(MHz) / DFT-S OFDM							
BW	5MHz		10MHz		15MHz			
Mod.	PI/2 BPSK		PI/2 BPSK		PI/2 BPSK			
Lowest CH	5.40		9.65		14.21			
Middle CH	5.44		9.71		14.36			
Highest CH	5.46		9.91		14.21			

Mode	FR1 n12 : 26dB BW(MHz) / CP OFDM							
BW	5MHz		10MHz		15MHz			
Mod.	QPSK	16QAM	QPSK	16QAM	QPSK	16QAM		
Lowest CH	5.30	5.32	10.15	10.15	15.14	14.93		
Middle CH	5.30	5.44	10.01	10.19	14.99	15.14		
Highest CH	5.18	5.36	10.01	10.17	14.84	15.23		
Mode	FR1 n12 : 26dB BW(MHz) / CP OFDM							
BW	5MHz		10MHz		15MHz			
Mod.	64QAM	256QAM	64QAM	256QAM	64QAM	256QAM		
Lowest CH	5.24	5.38	10.21	10.19	14.93	14.96		
Middle CH	5.30	5.20	10.05	10.15	14.99	15.02		
Highest CH	5.34	5.18	10.13	10.25	14.99	14.96		

FR1 n12 / 5MHz / DFT-S OFDM	
PI/2 BPSK	
Lowest Channel	
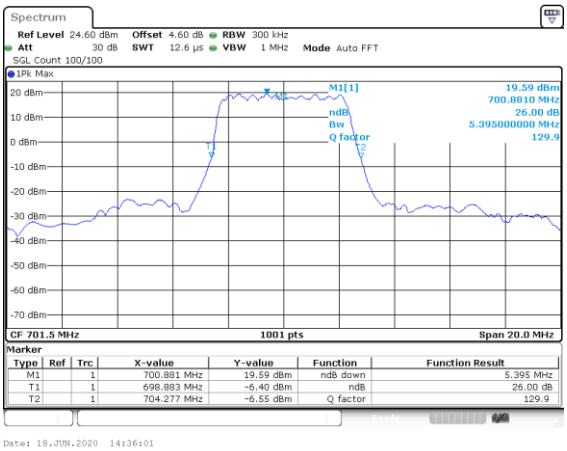	
Middle Channel	
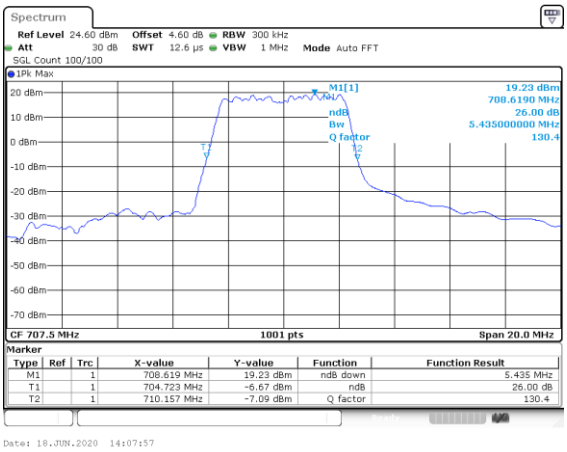	
Highest Channel	
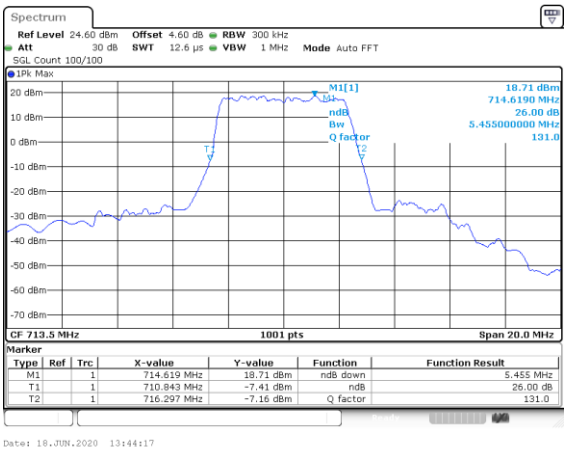	

FR1 n12 / 5MHz / CP OFDM

QPSK

Lowest Channel

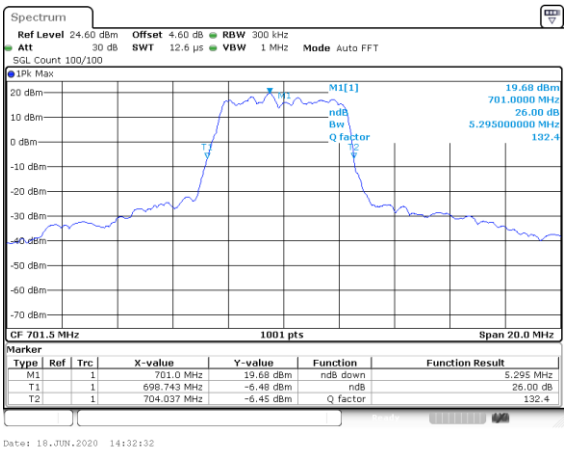

Middle Channel

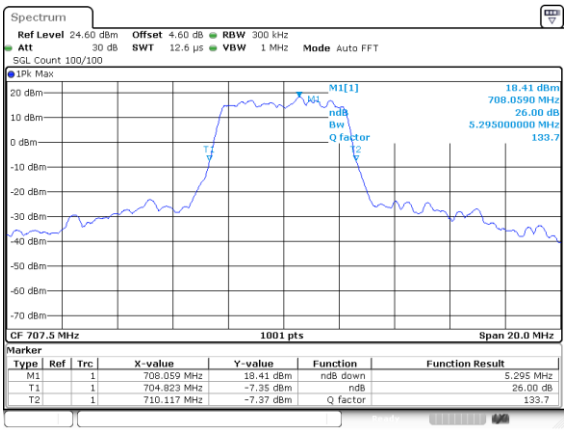

Highest Channel

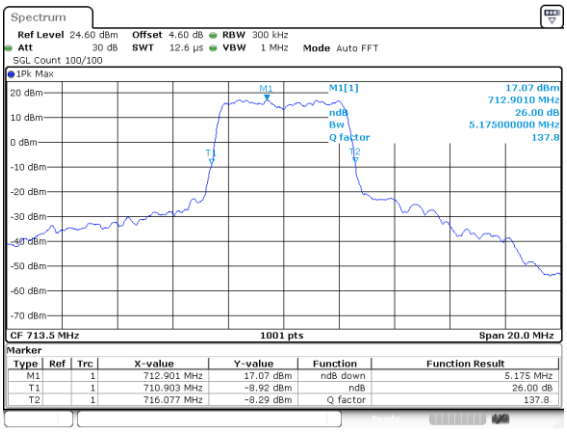

16QAM

Lowest Channel

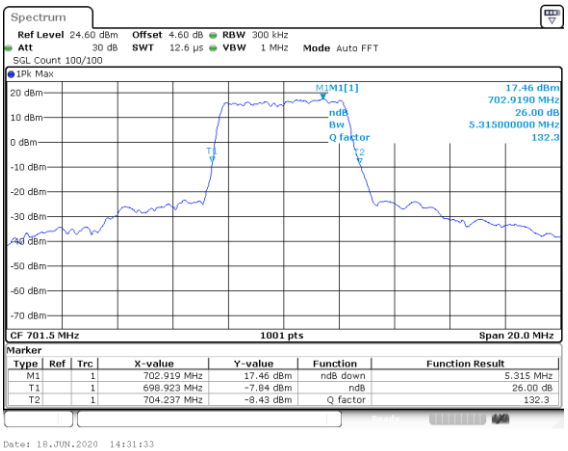

Middle Channel

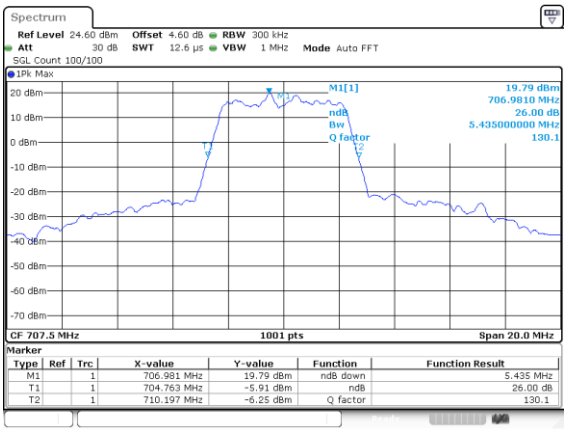

Highest Channel

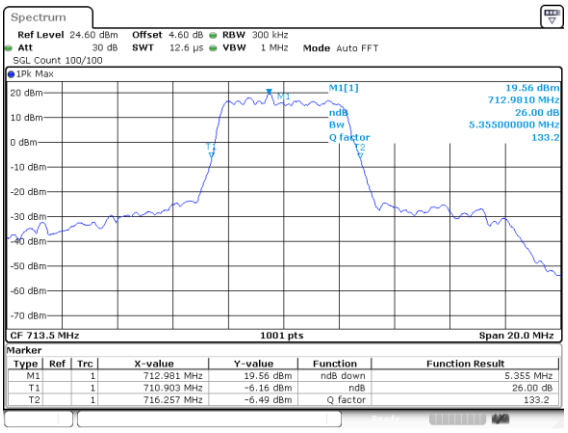

FR1 n12 / 5MHz / CP OFDM

64QAM

Lowest Channel

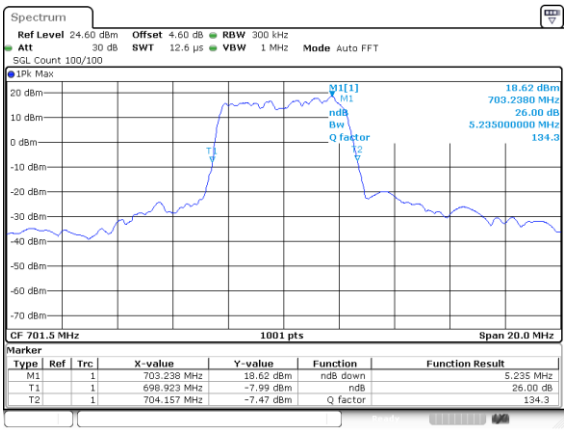

Middle Channel

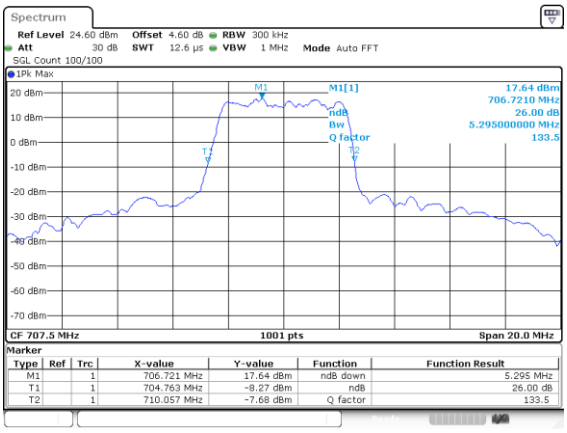

Highest Channel

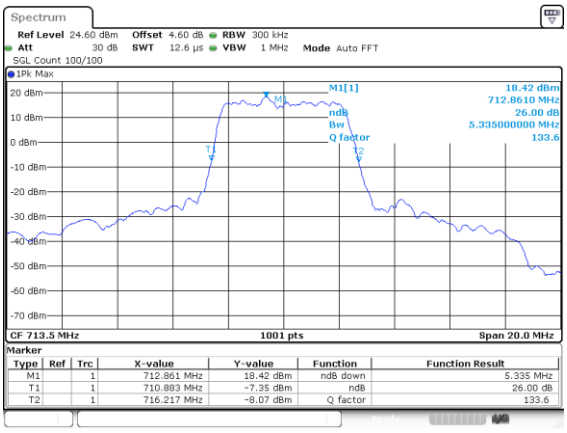

256QAM

Lowest Channel

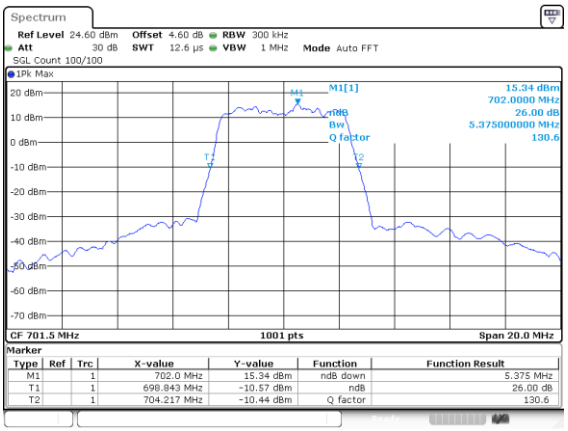

Middle Channel

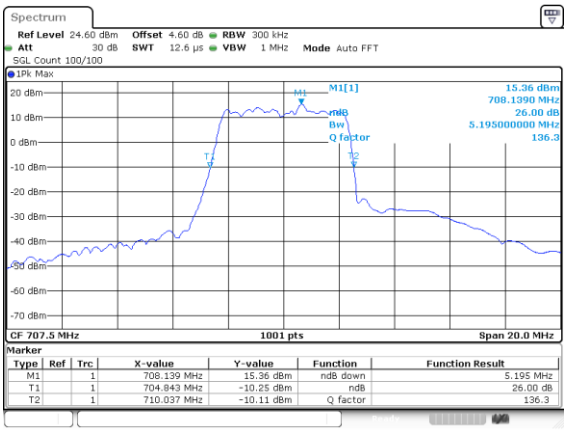

Highest Channel

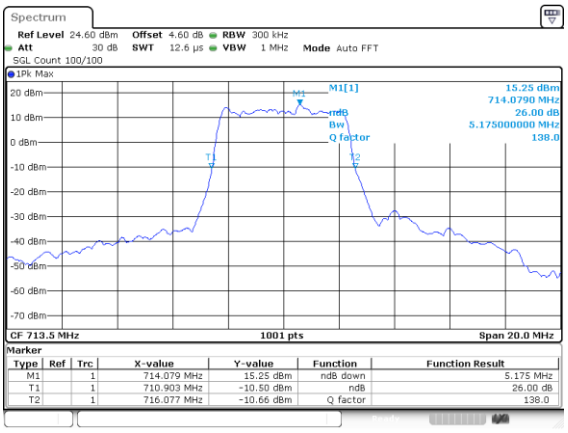

FR1 n12 / 10MHz / DFT-S OFDM

PI/2 BPSK

Lowest Channel

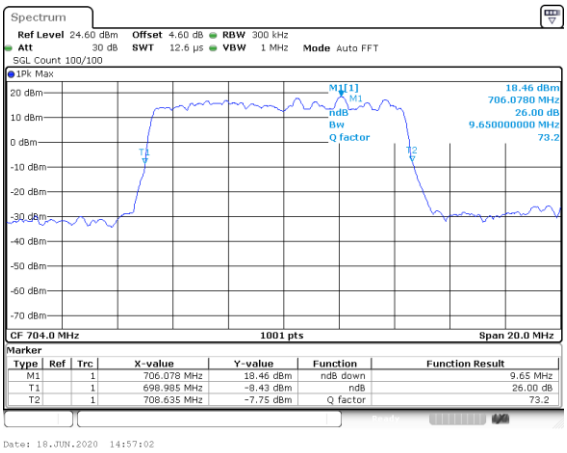

Middle Channel

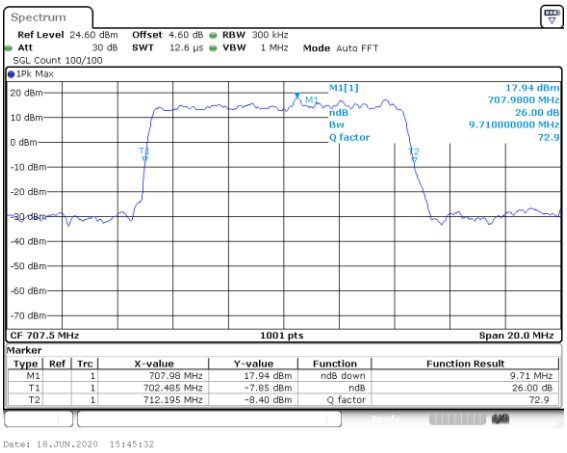

Highest Channel

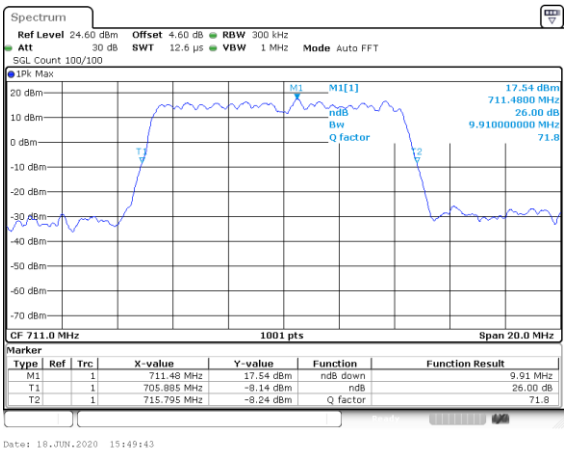

FR1 n12 / 10MHz / CP OFDM

QPSK

Lowest Channel

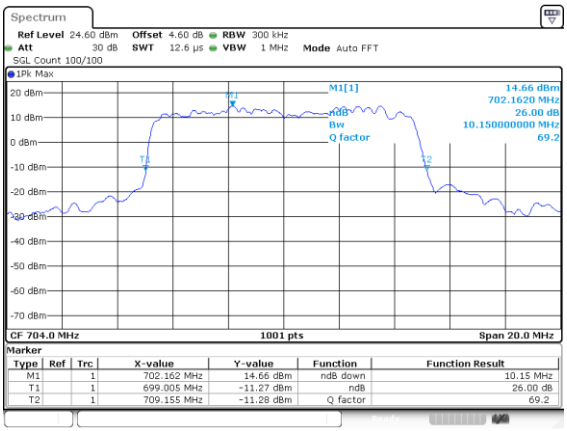

Middle Channel

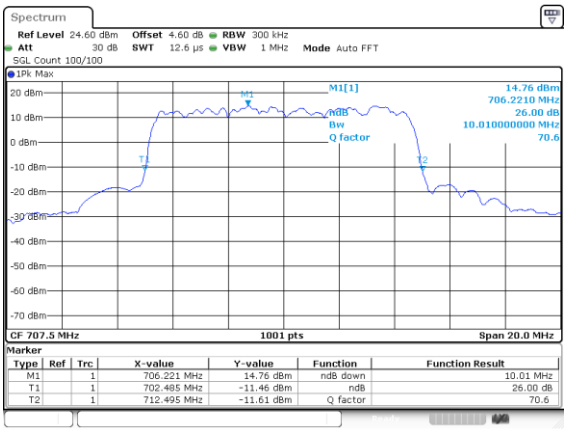

Highest Channel

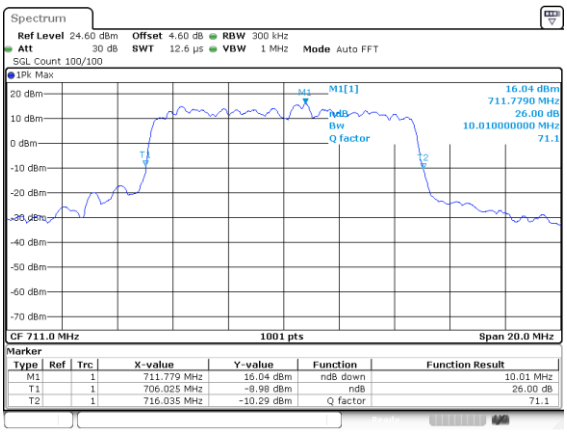

16QAM

Lowest Channel

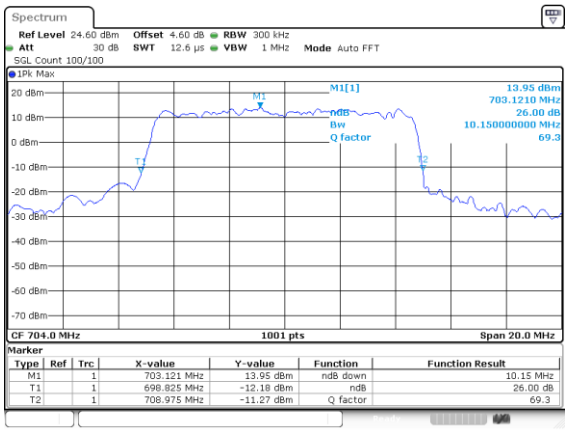

Middle Channel

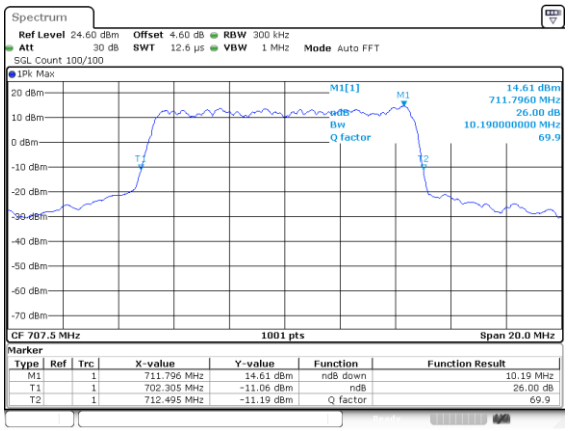

Highest Channel

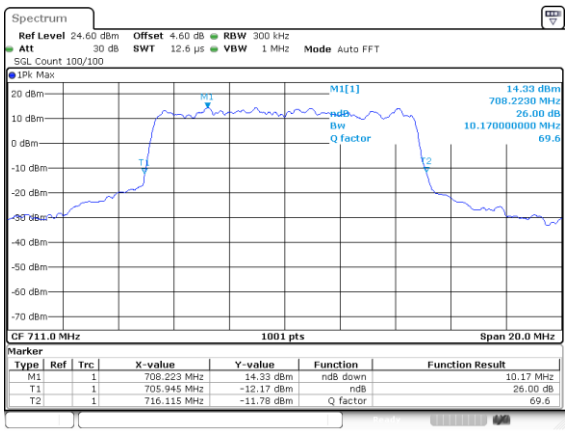

FR1 n12 / 10MHz / CP OFDM

64QAM

Lowest Channel

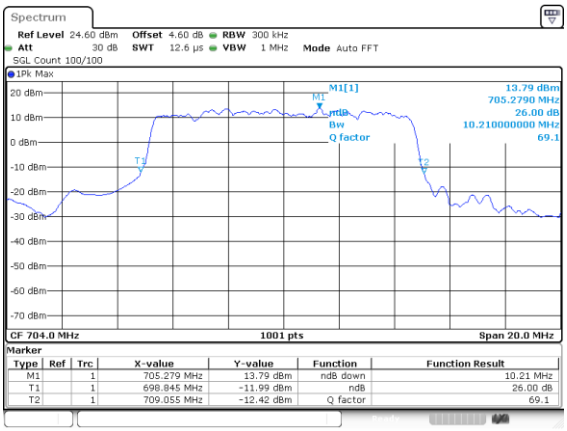

Middle Channel

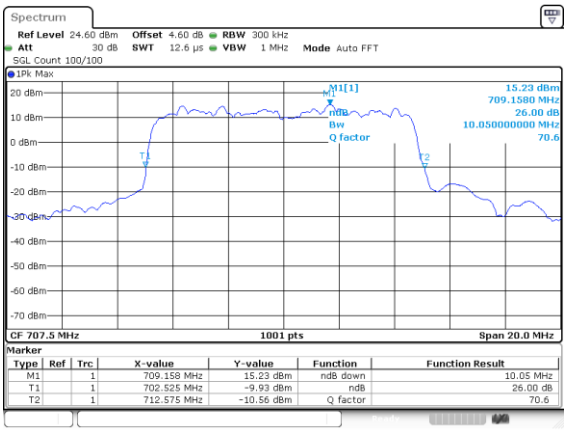

Highest Channel

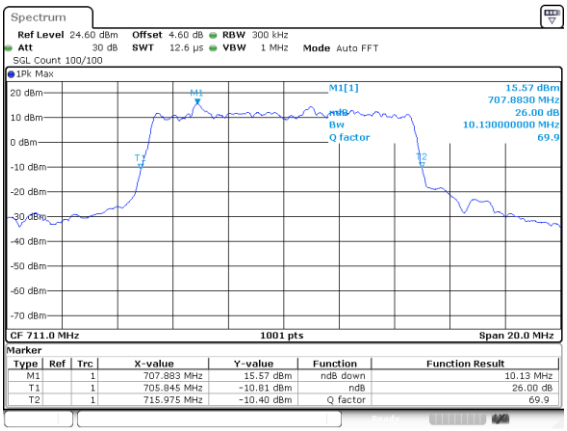

256QAM

Lowest Channel

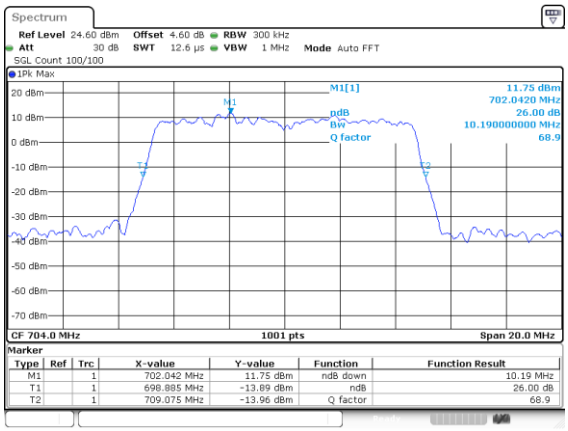

Middle Channel

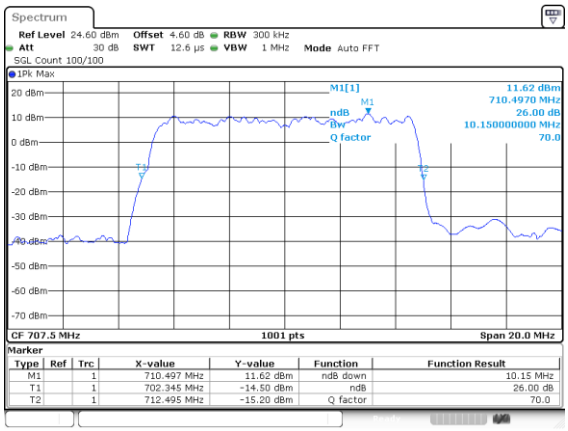

Highest Channel

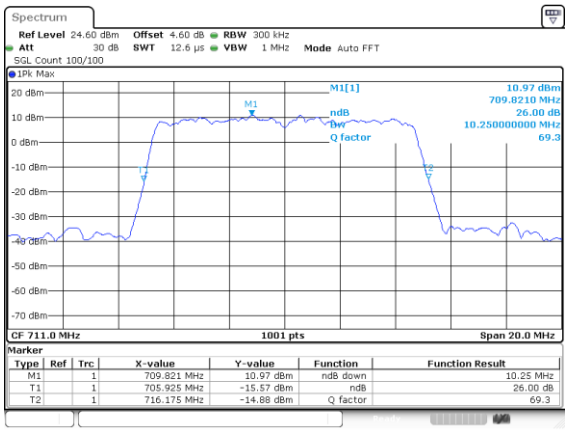

FR1 n12 / 15MHz / DFT-S OFDM

PI/2 BPSK

Lowest Channel

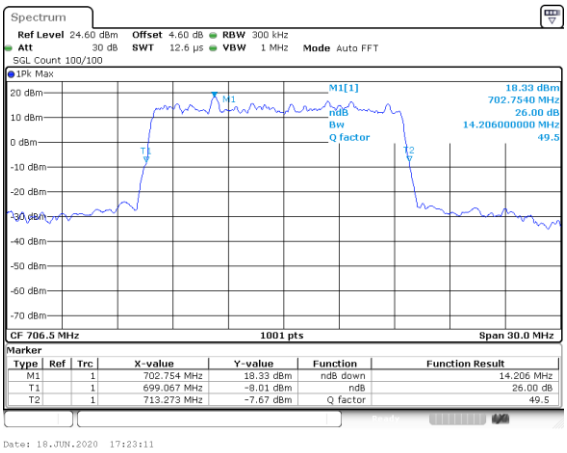

Middle Channel

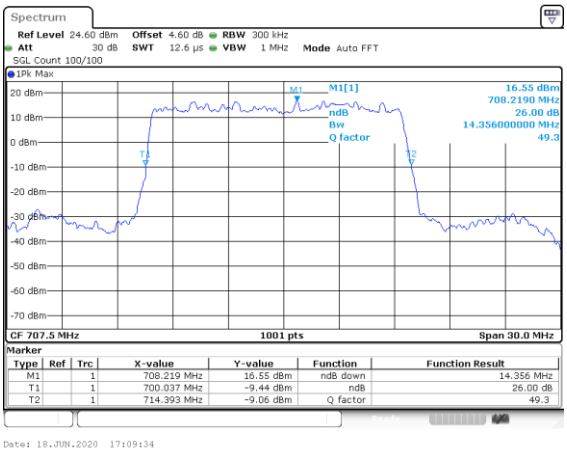

Highest Channel

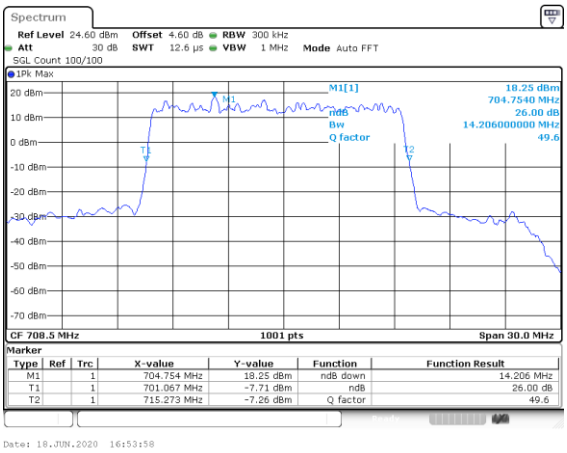

FR1 n12 / 15MHz / CP OFDM

QPSK

Lowest Channel

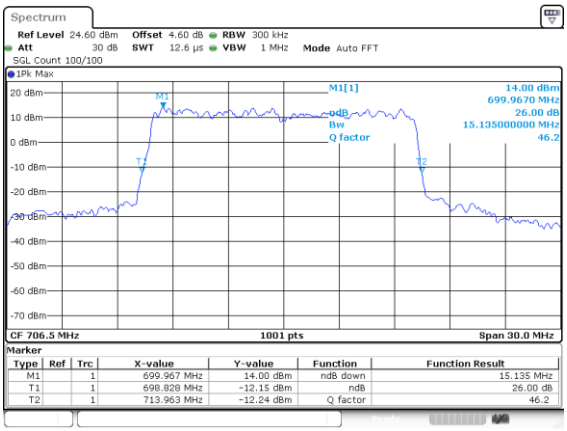

Middle Channel

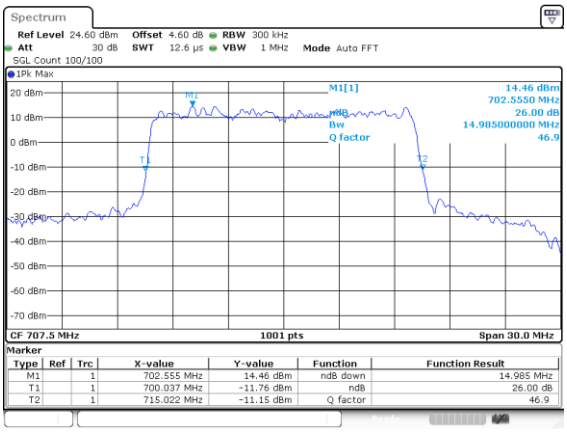

Highest Channel

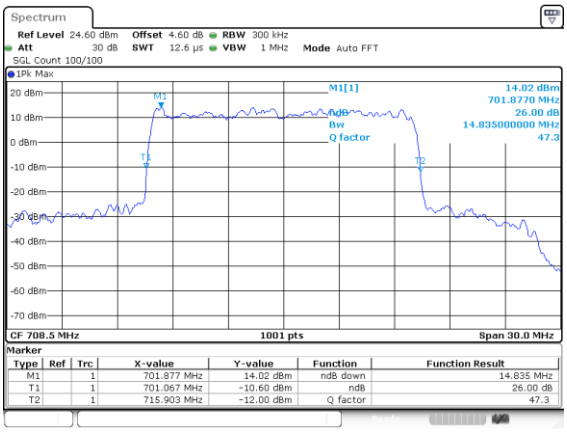

16QAM

Lowest Channel

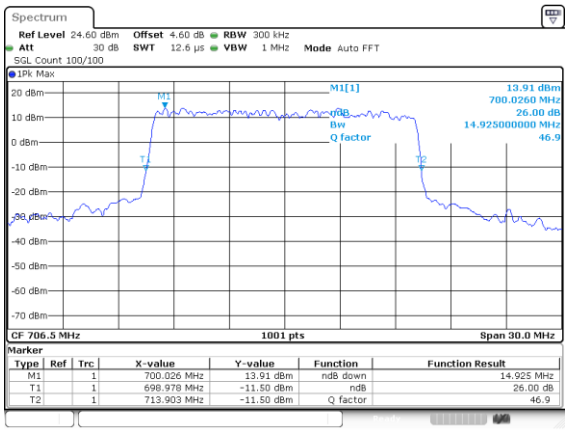

Middle Channel

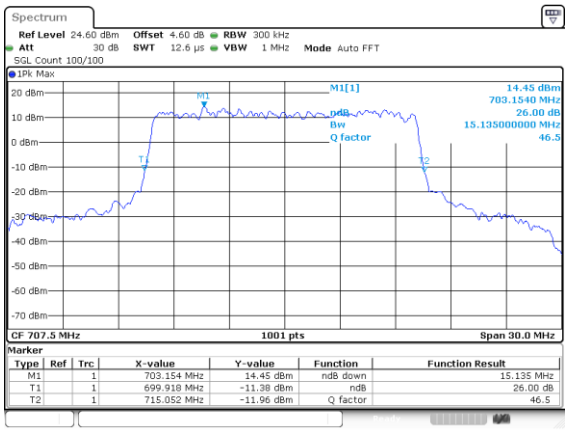

Highest Channel

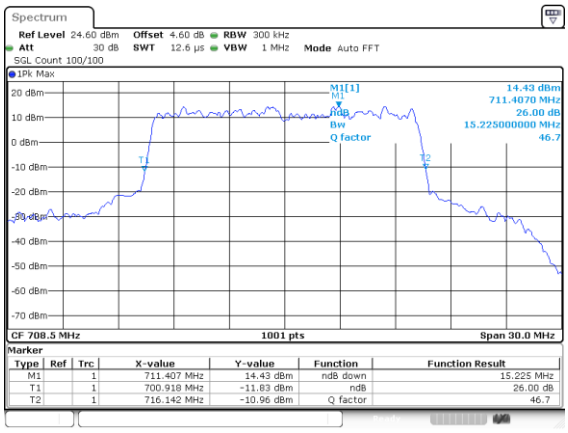

FR1 n12 / 15MHz / CP OFDM

64QAM

Lowest Channel

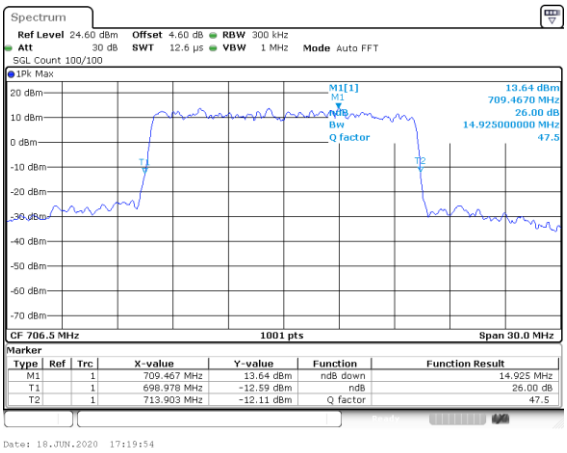

Lowest Channel

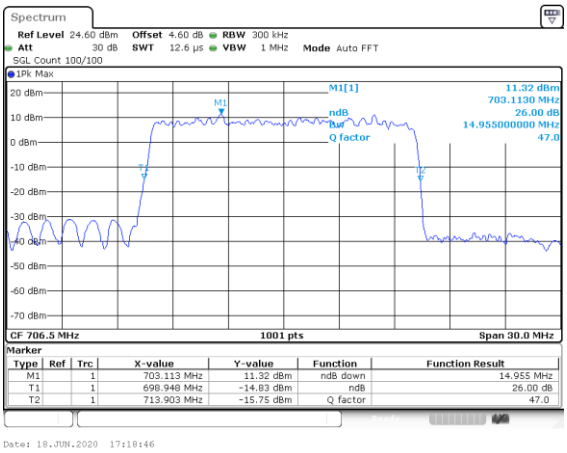

Middle Channel

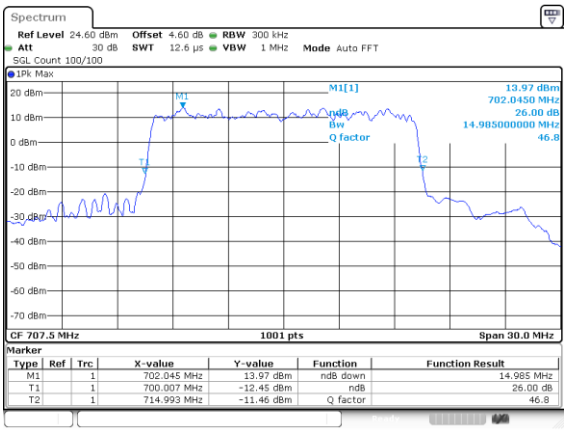

Middle Channel

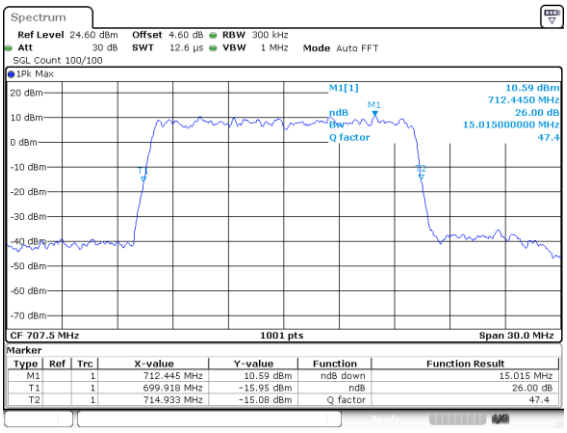

Highest Channel

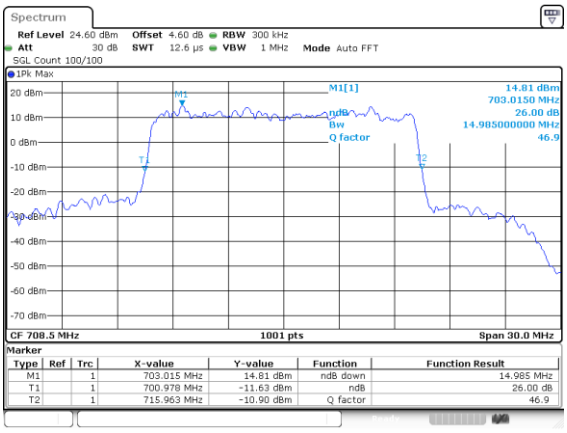

Highest Channel

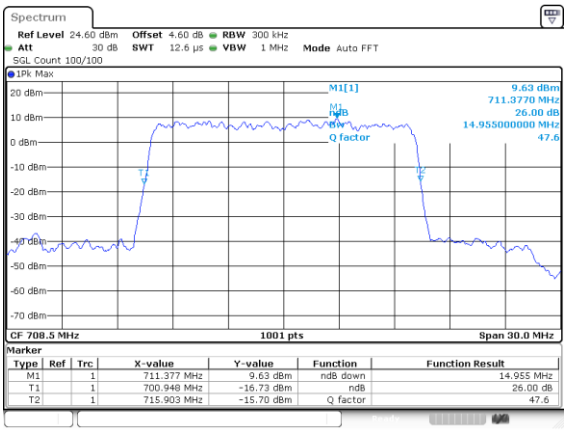

Occupied Bandwidth

Mode	FR1 n12 : 99%OBW(MHz) / DFT-S OFDM							
BW	5MHz		10MHz		15MHz			
Mod.	PI/2 BPSK		PI/2 BPSK		PI/2 BPSK			
Lowest CH	4.68		9.05		13.46			
Middle CH	4.68		9.07		13.52			
Highest CH	4.72		9.03		13.46			

Mode	FR1 n12 : 99%OBW (MHz) / CP OFDM							
BW	5MHz		10MHz		15MHz			
Mod.	QPSK	16QAM	QPSK	16QAM	QPSK	16QAM		
Lowest CH	4.64	4.72	9.31	9.27	14.12	14.15		
Middle CH	4.66	4.62	9.35	9.39	14.09	14.09		
Highest CH	4.64	4.62	9.33	9.31	14.12	14.18		
Mode	FR1 n12 : 99%OBW (MHz) / CP OFDM							
BW	5MHz		10MHz		15MHz			
Mod.	64QAM	256QAM	64QAM	256QAM	64QAM	256QAM		
Lowest CH	4.64	4.70	9.33	9.29	14.12	14.09		
Middle CH	4.66	4.64	9.33	9.31	14.09	14.12		
Highest CH	4.62	4.64	9.35	9.35	14.18	14.12		

FR1 n12 / 5MHz / DFT-S OFDM	
PI/2 BPSK	
Lowest Channel	
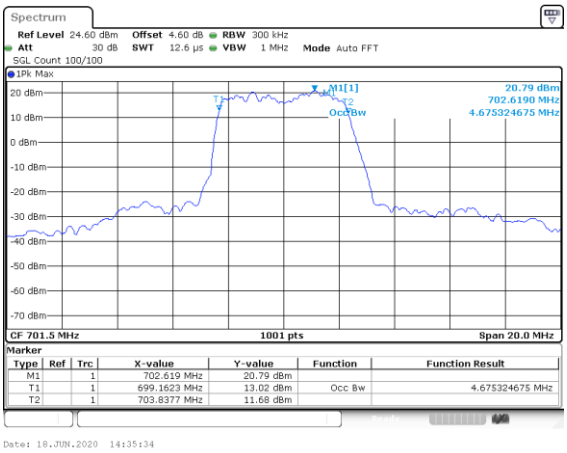	
Middle Channel	
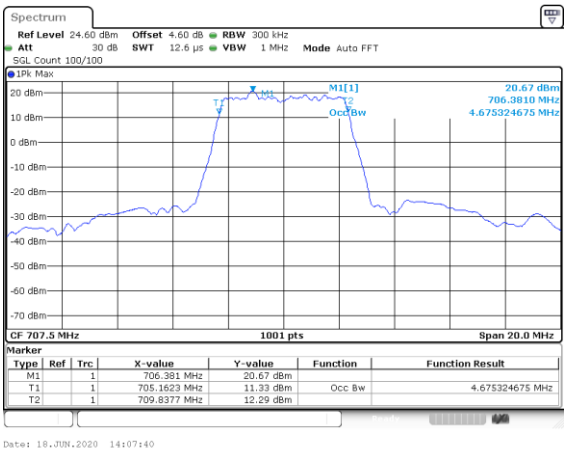	
Highest Channel	
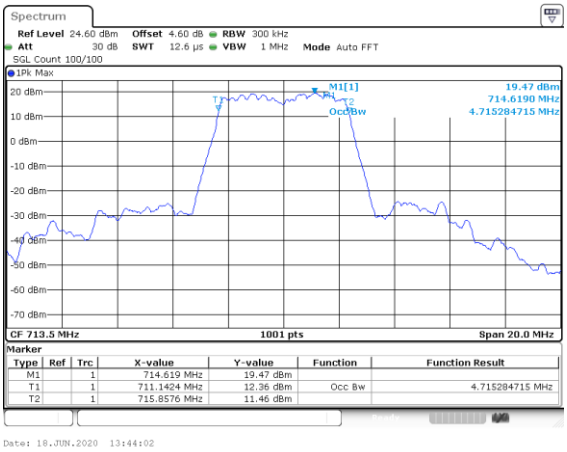	

FR1 n12 / 5MHz / CP OFDM

QPSK

Lowest Channel

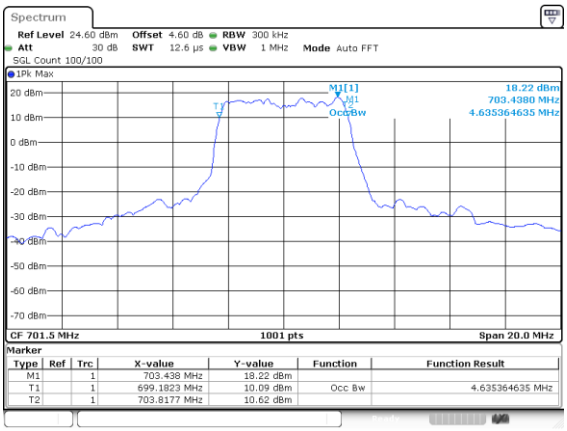

Lowest Channel

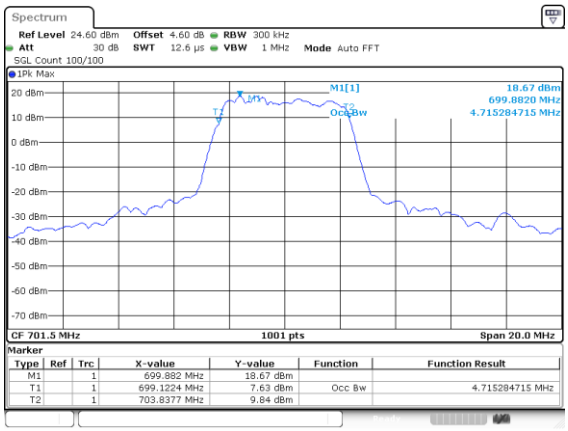

16QAM

Middle Channel

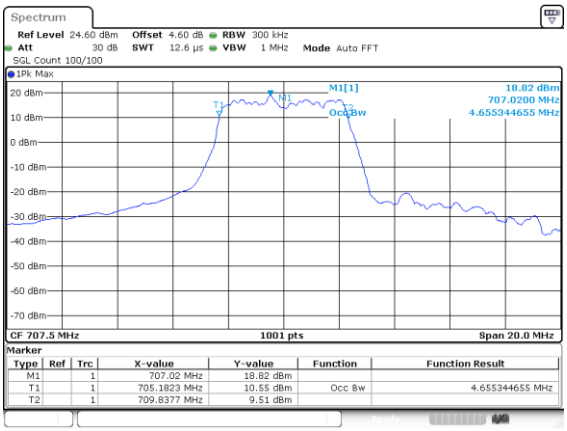

Middle Channel

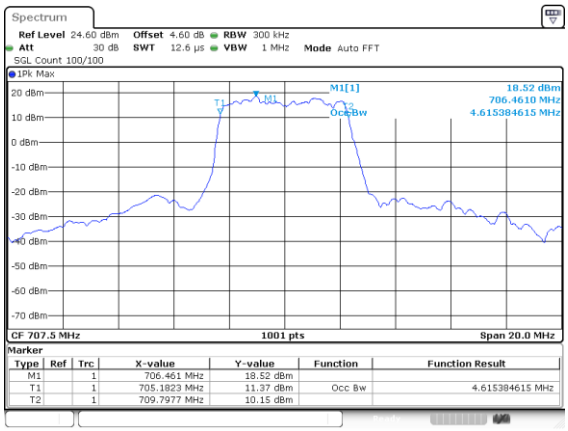

Highest Channel

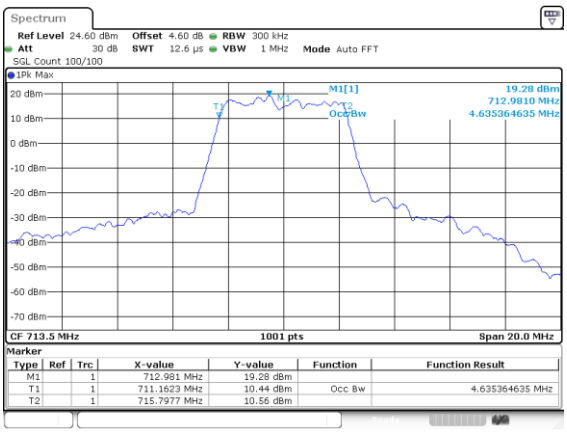

Highest Channel

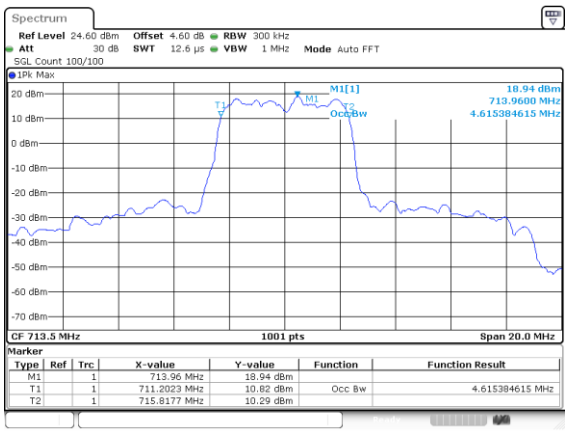

FR1 n12 / 5MHz / CP OFDM

64QAM

Lowest Channel

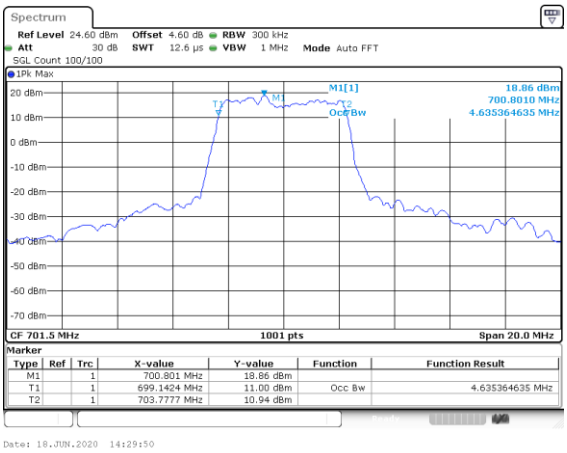

Middle Channel

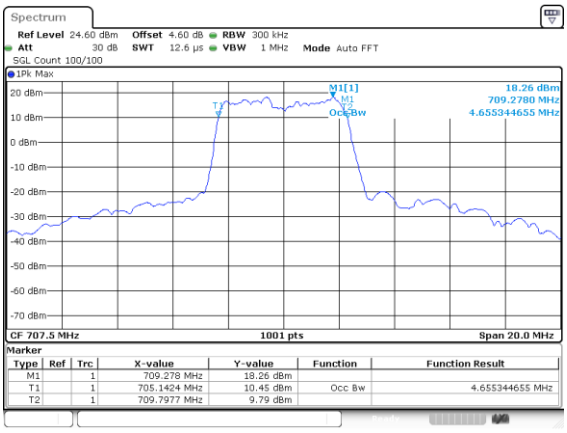

Highest Channel

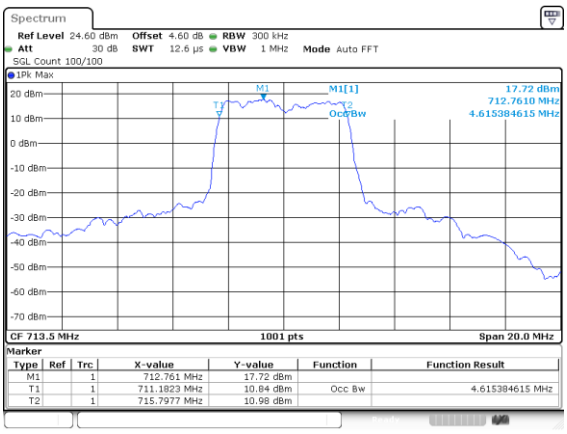

256QAM

Lowest Channel

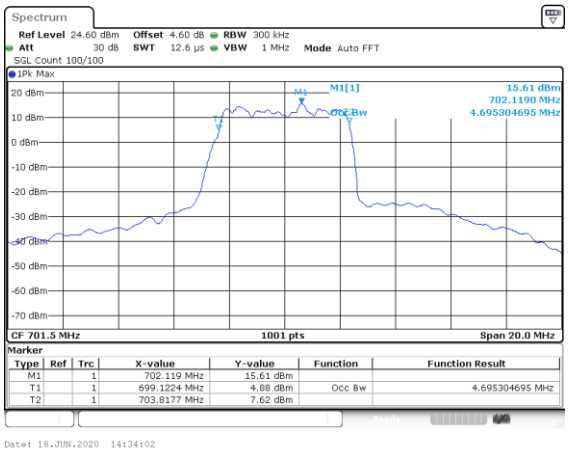

Middle Channel

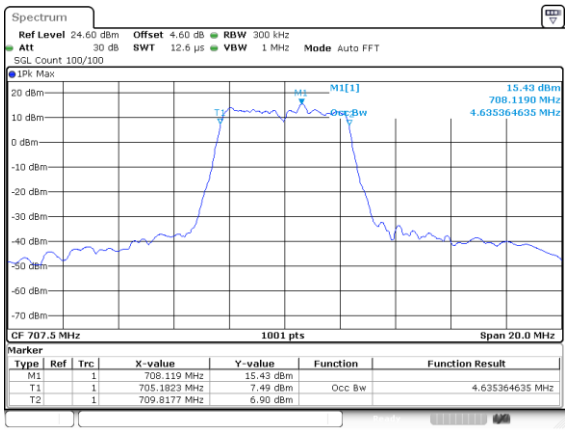

Highest Channel

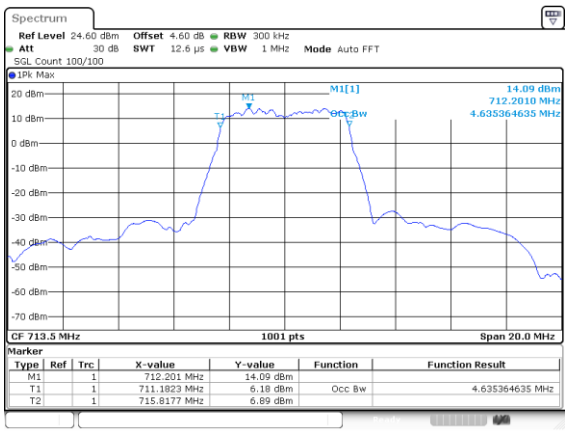

FR1 n12 / 10MHz / DFT-S OFDM

PI/2 BPSK

Lowest Channel

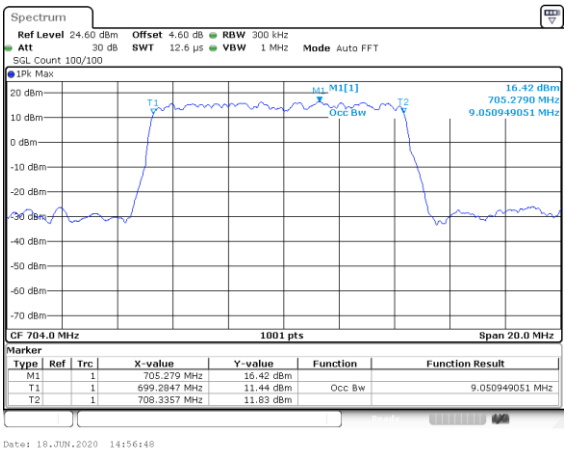

Middle Channel

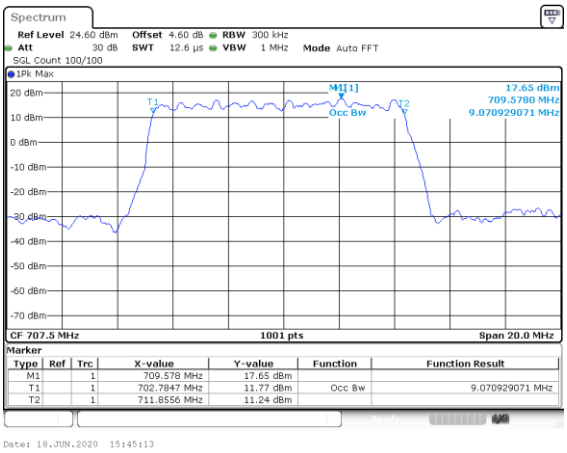

Highest Channel

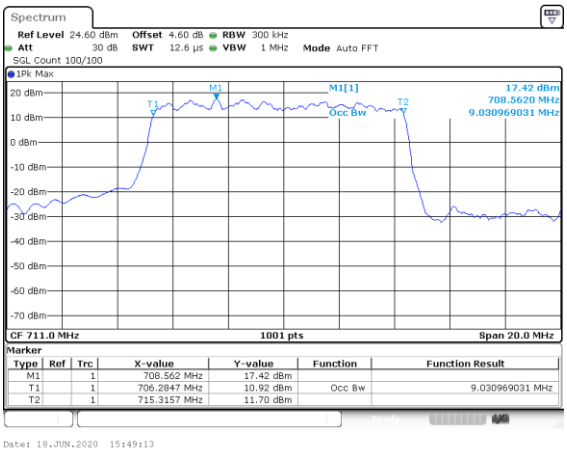

FR1 n12 / 10MHz / CP OFDM

QPSK

Lowest Channel

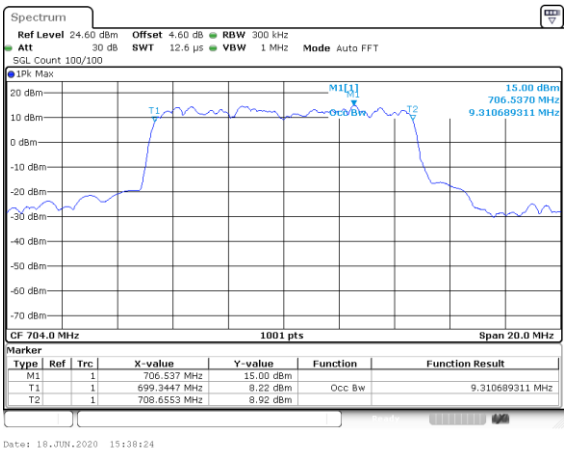

Middle Channel

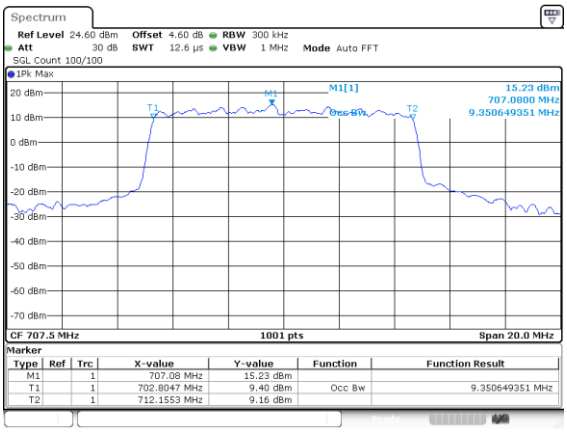

Highest Channel

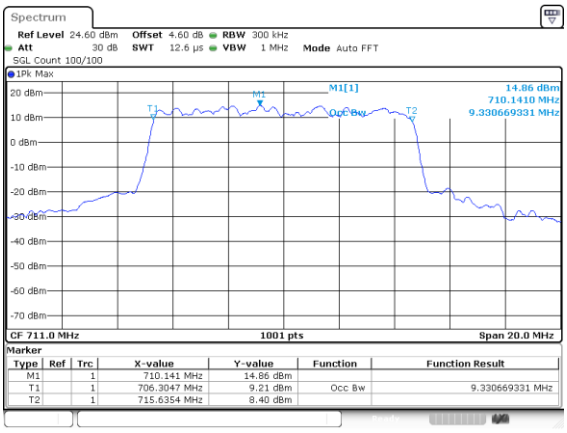

16QAM

Lowest Channel

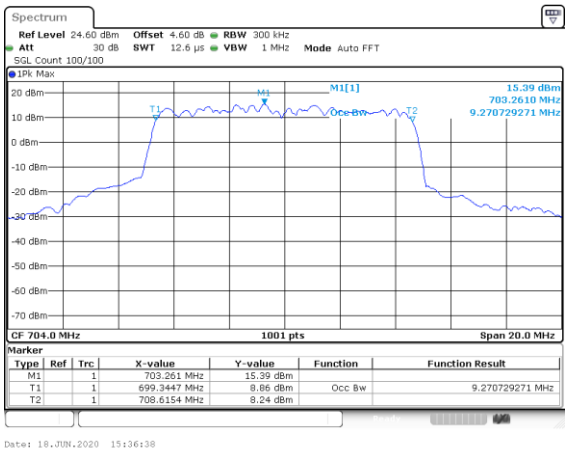

Middle Channel

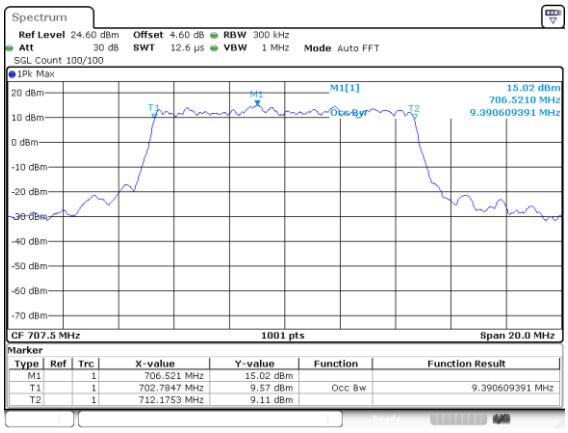

Highest Channel

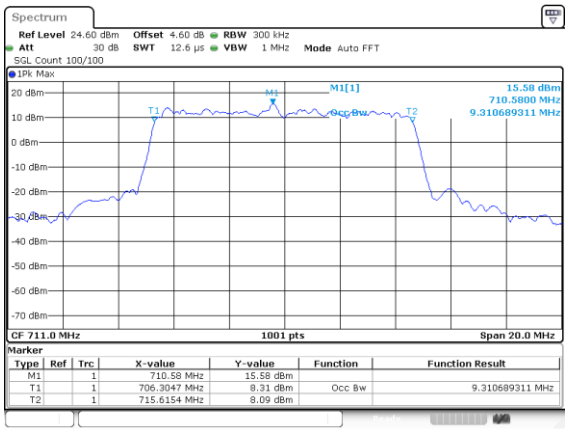

FR1 n12 / 10MHz / CP OFDM

64QAM

Lowest Channel

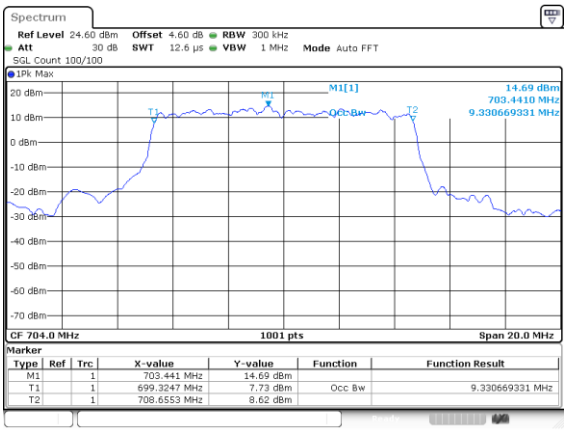

Lowest Channel

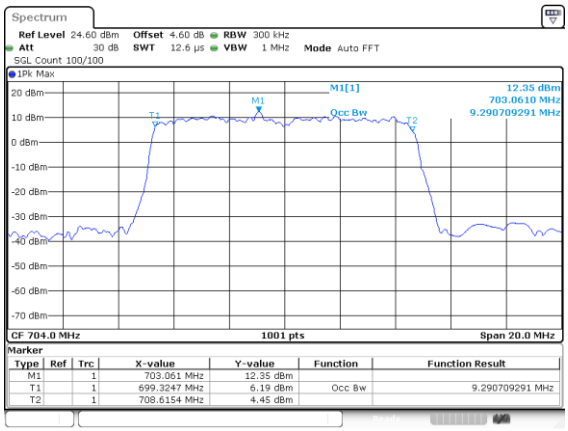

Middle Channel

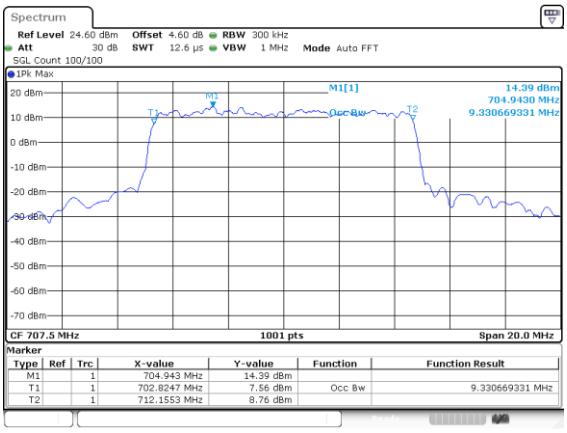

Middle Channel

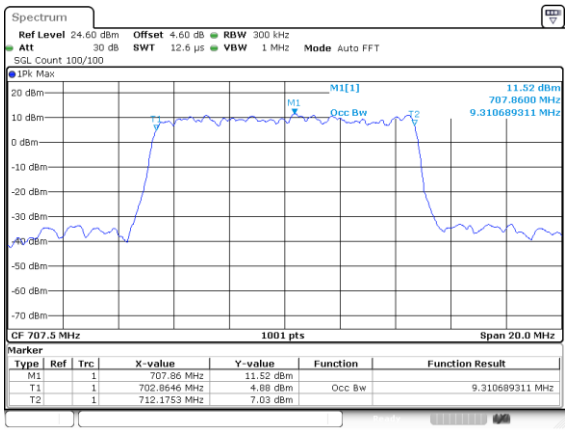

Highest Channel

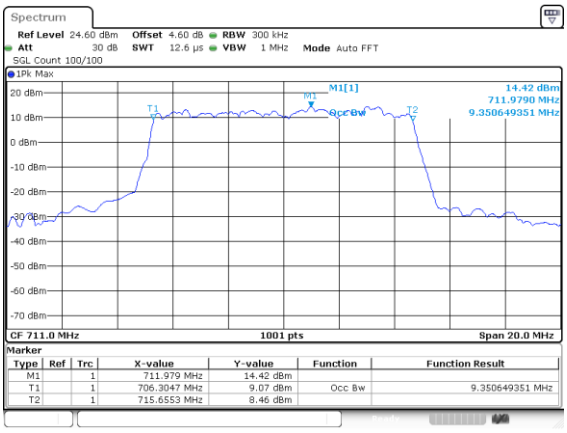
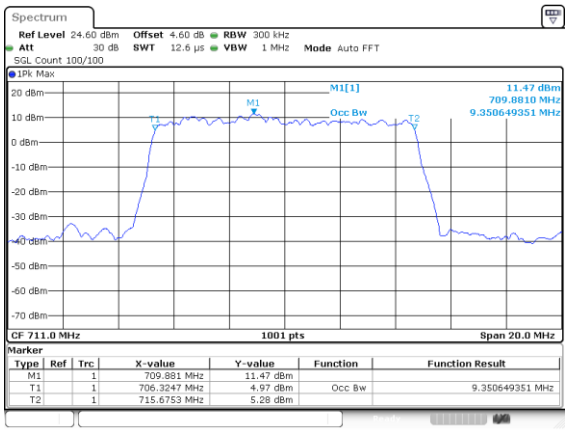
Highest Channel