DFT-s-OFDM Module A

NR Band n260 / 50MHz / 64QAM

Lowest Band Edge / Full RB

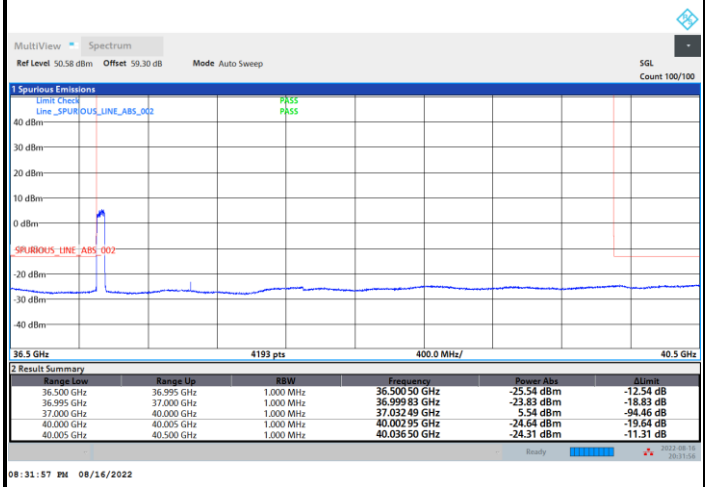

Highest Band Edge / Full RB

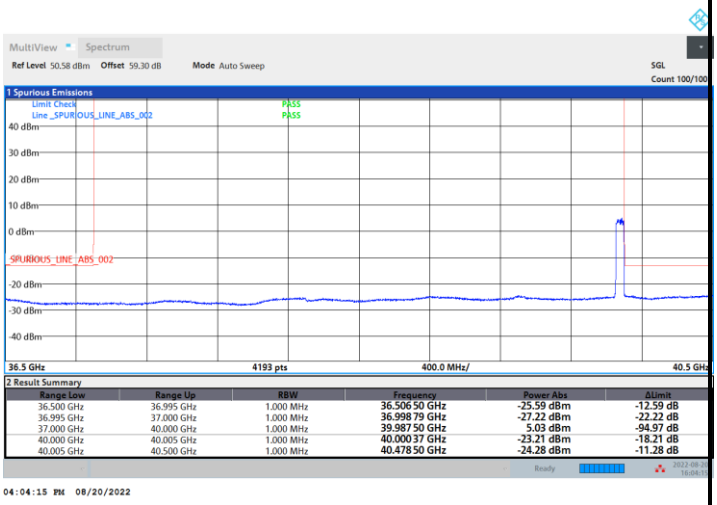

NR Band n260 / 100MHz / QPSK

Lowest Band Edge / Full RB

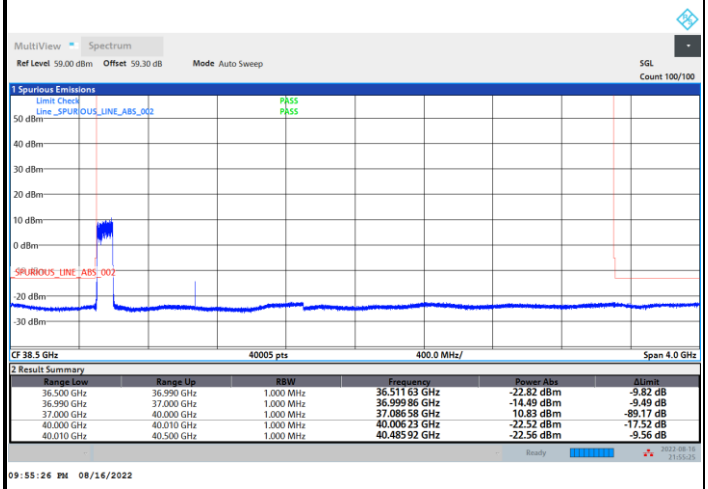

Highest Band Edge / Full RB

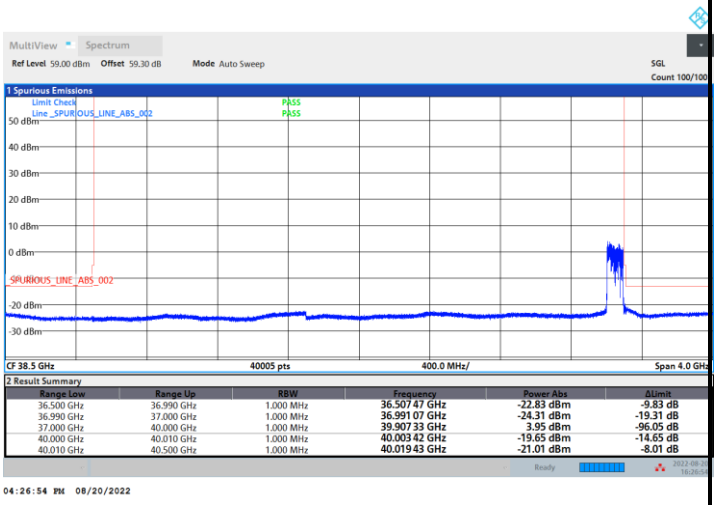

DFT-s-OFDM Module A

NR Band n260 / 100MHz / 16QAM

Lowest Band Edge / Full RB

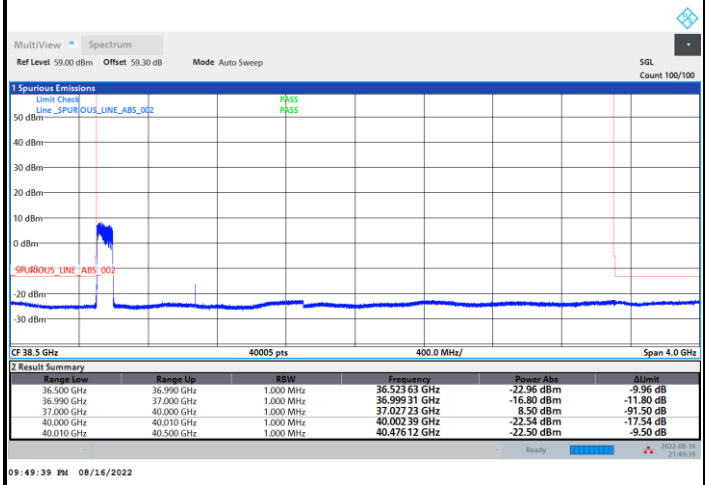

Highest Band Edge / Full RB

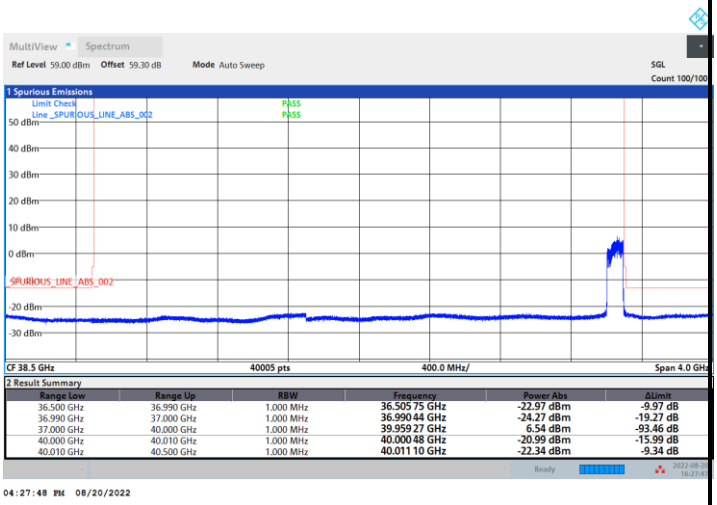

NR Band n260 / 100MHz / 64QAM

Lowest Band Edge / Full RB

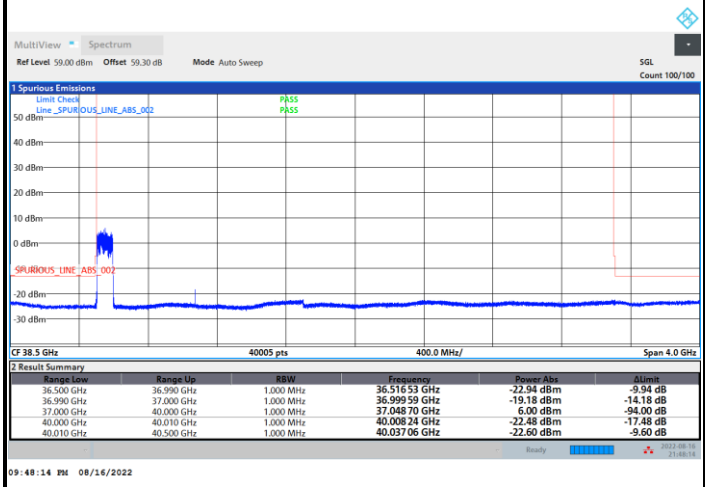

Highest Band Edge / Full RB

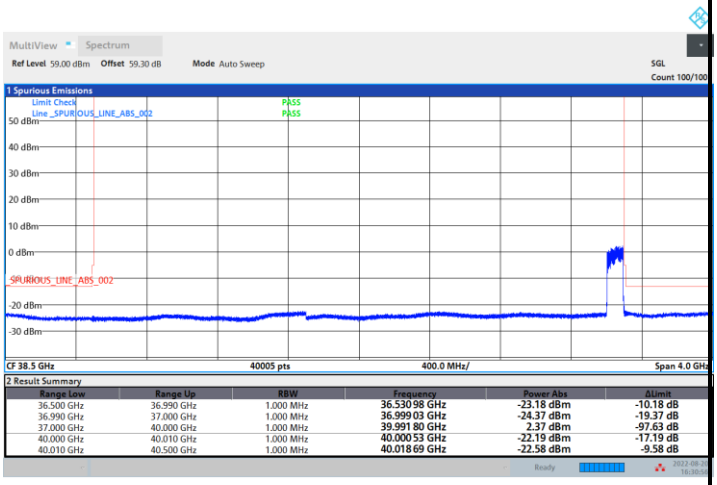

DFT-s-OFDM Module A

NR Band n260 / 200MHz / QPSK

Lowest Band Edge / Full RB

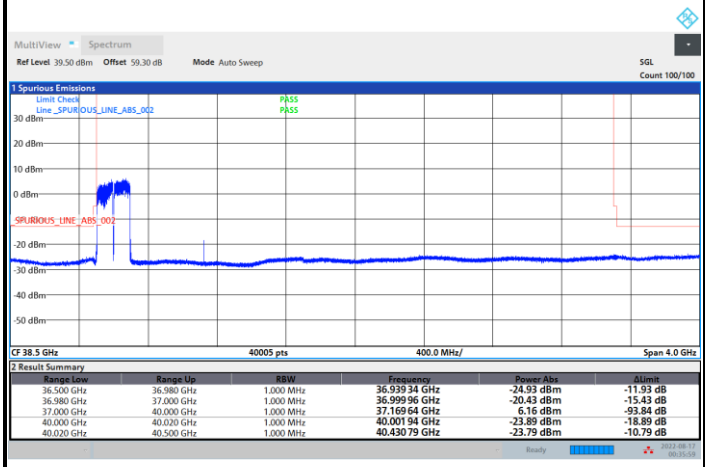

Highest Band Edge / Full RB

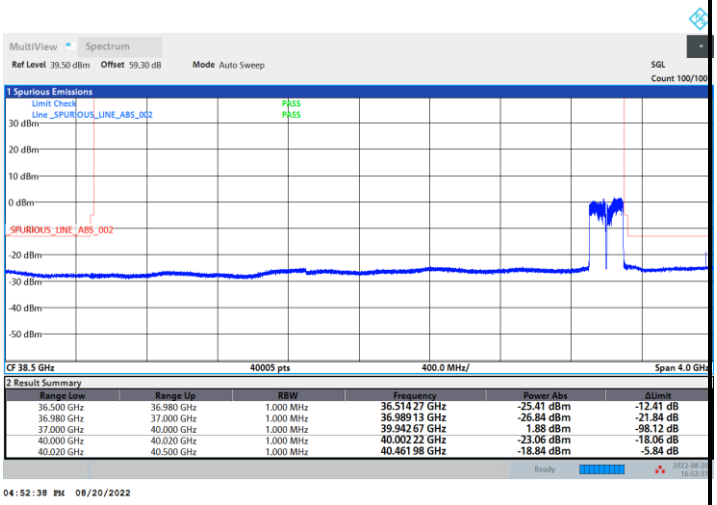

NR Band n260 / 200MHz / 16QAM

Lowest Band Edge / Full RB

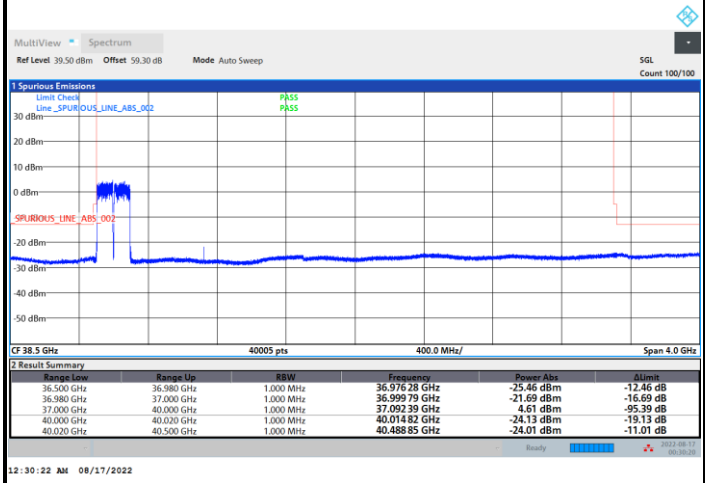

Highest Band Edge / Full RB

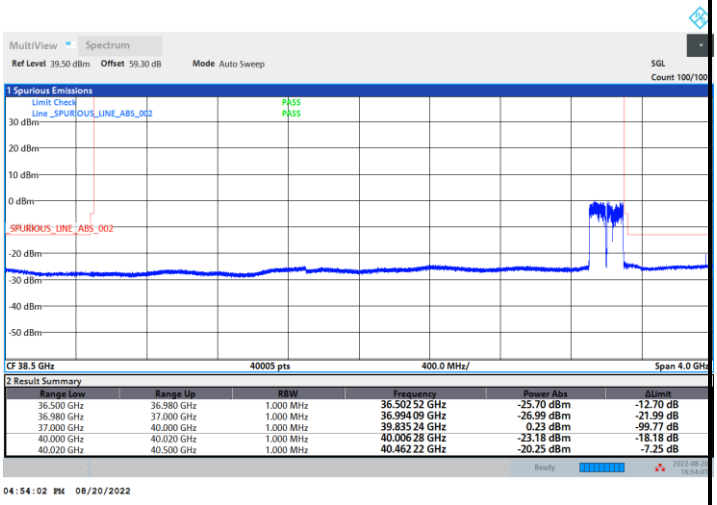

DFT-s-OFDM Module A

NR Band n260 / 200MHz / 64QAM	
Lowest Band Edge / Full RB	**Highest Band Edge / Full RB**
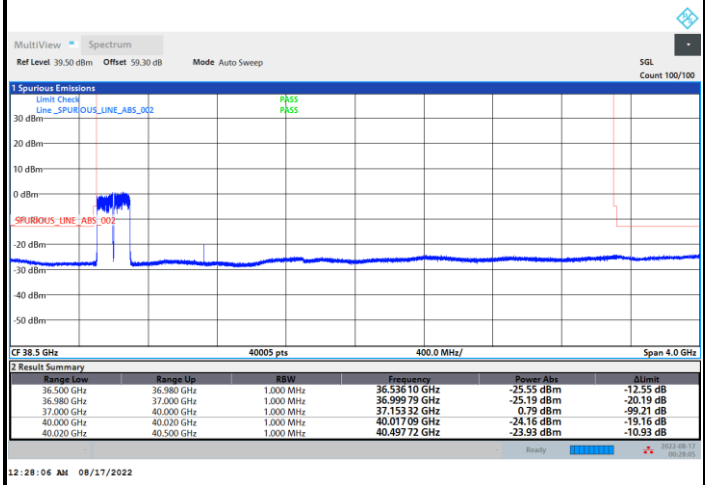	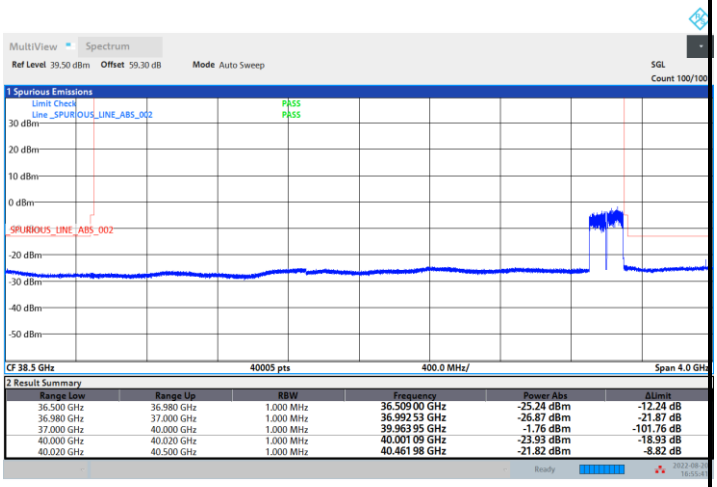

CP-OFDM Module A

NR Band n260 / 50MHz / QPSK

Lowest Band Edge / Full RB

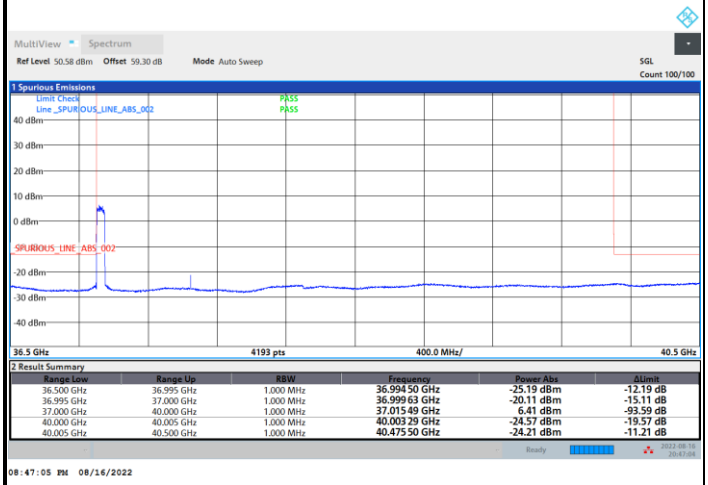

Highest Band Edge / Full RB

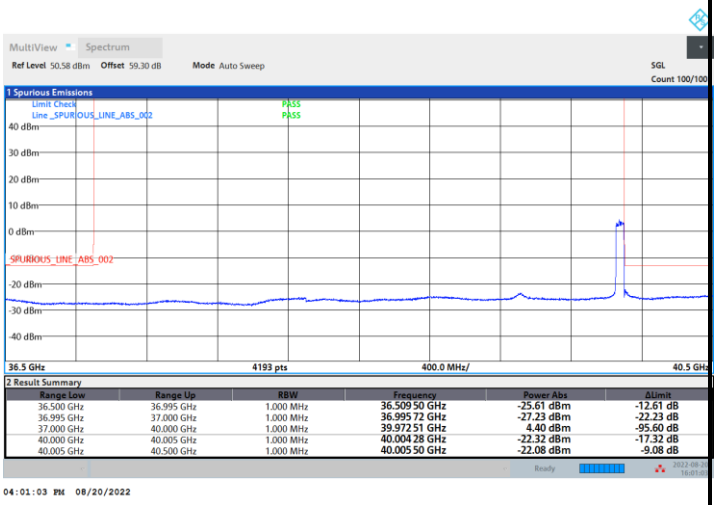

NR Band n260 / 100MHz / QPSK

Lowest Band Edge / Full RB

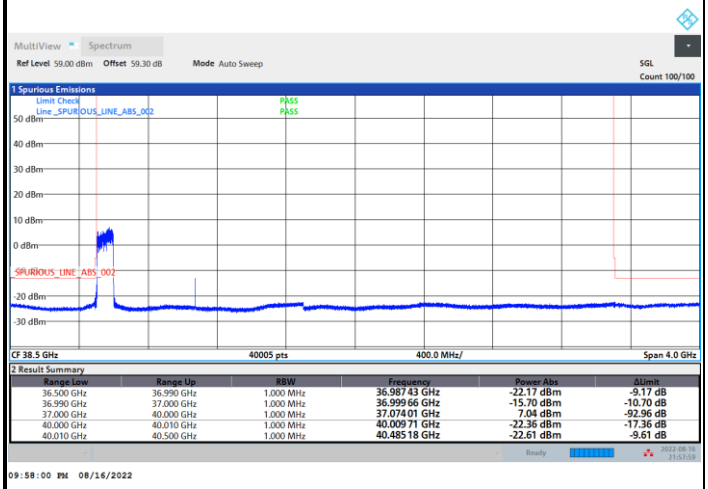

Highest Band Edge / Full RB

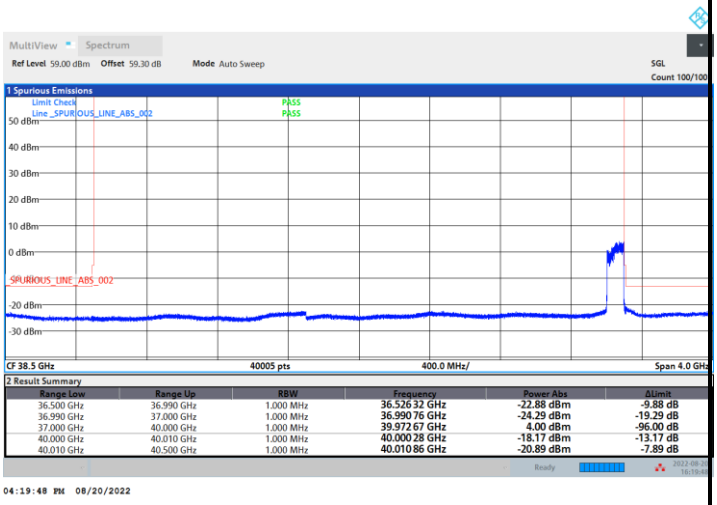

CP-OFDM Module A

NR Band n260 / 200MHz / QPSK	
Lowest Band Edge / Full RB	**Highest Band Edge / Full RB**
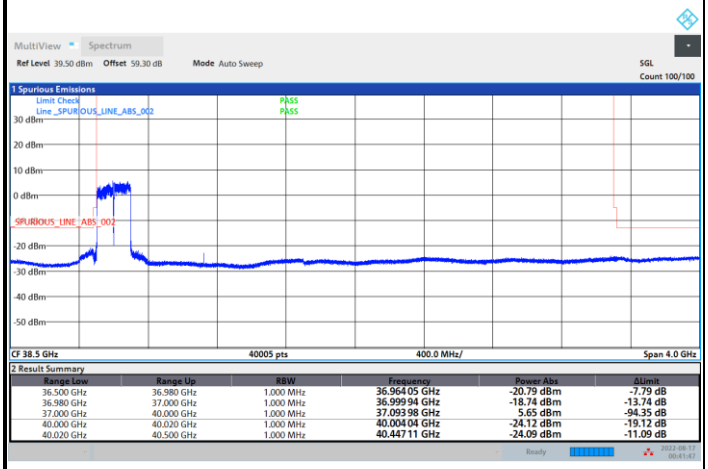	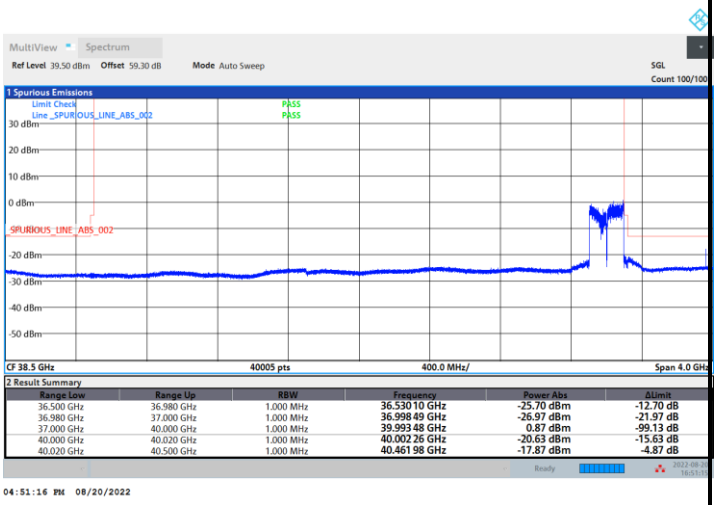

Spurious Emission

NR Band n260 (30MHz-1GHz)

Horizontal

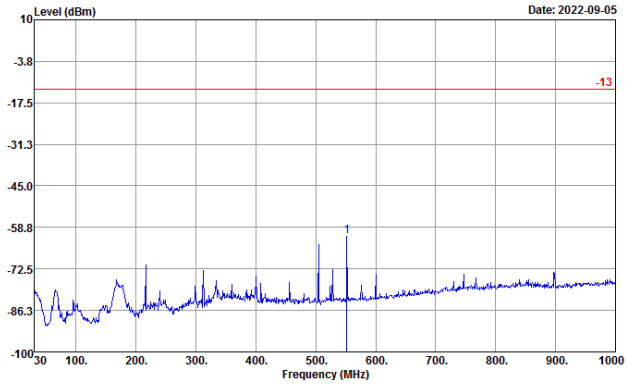

Site : 03CH10-HY
Condition : -13 EIRP_WO HORIZONTAL

: n260 MA

	Freq	Level	Over Limit	Limit Line	Read Level	Factor	A/Pos	T/Pos	Remark
	MHz	dBm	dB	dBm	dBm	dB	cm	deg	
1	551.86	-61.77	-48.77	-13.00	-63.36	1.59	---	---	Peak

Vertical

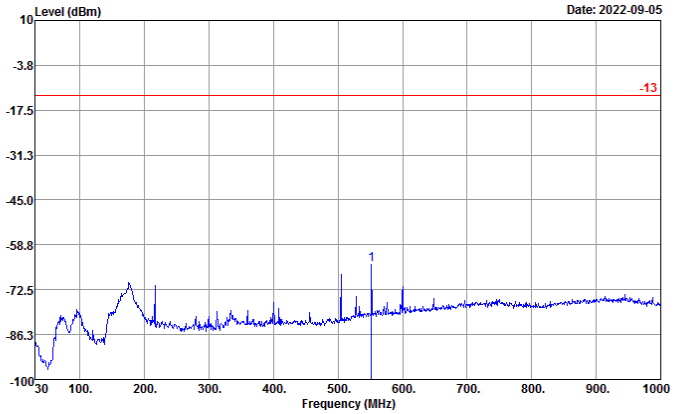

Site : 03CH10-HY
Condition : -13 EIRP_WO VERTICAL

: n260 MA

	Freq	Level	Over Limit	Limit Line	Read Level	Factor	A/Pos	T/Pos	Remark
	MHz	dBm	dB	dBm	dBm	dB	cm	deg	
1	551.86	-64.91	-51.91	-13.00	-69.22	4.31	---	---	Peak

NR Band n260 (1GHz-18GHz)

Horizontal

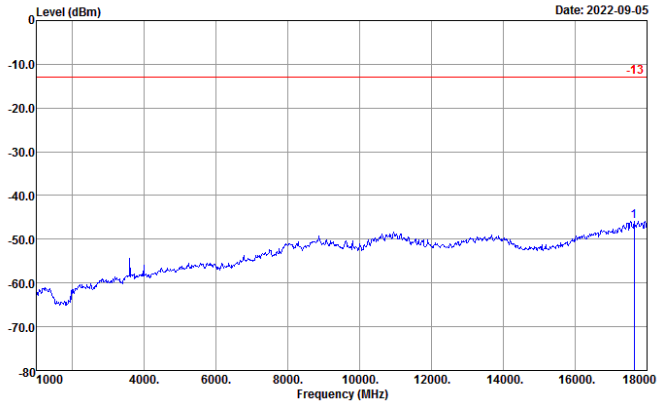

Site : 03CH10-HY
Condition : -13 EIRP_WO HORIZONTAL

: n260 MA

	Freq	Level	Over Limit	Limit Line	Read Level	Factor	A/Pos	T/Pos	Remark
	MHz	dBm	dB	dBm	dBm	dB	cm	deg	
1	17643.00	-45.83	-32.83	-13.00	-59.94	14.11	---	---	Peak

Vertical

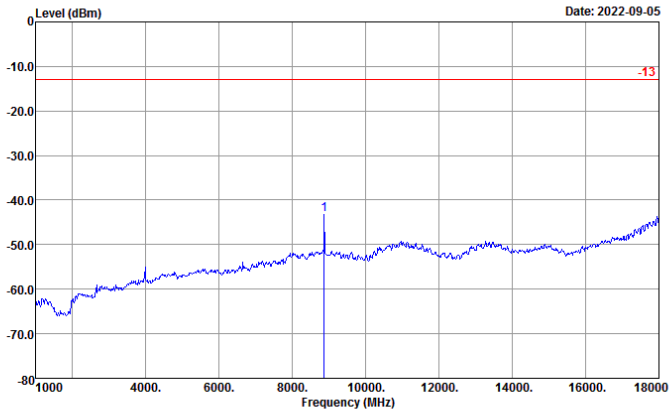

Site : 03CH10-HY
Condition : -13 EIRP_WO VERTICAL

: n260 MA

	Freq	Level	Over Limit	Limit Line	Read Level	Factor	A/Pos	T/Pos	Remark
	MHz	dBm	dB	dBm	dBm	dB	cm	deg	
1	8871.00	-43.22	-30.22	-13.00	-43.51	0.29	---	---	Peak

Spurious emission between 18GHz to 40GHz worst case plot is reported as following.

DFT-s-OFDM Module A

NR Band n260 QPSK (18-40GHz)	
Lowest Channel / 50MHz	**Lowest Channel / 100MHz**
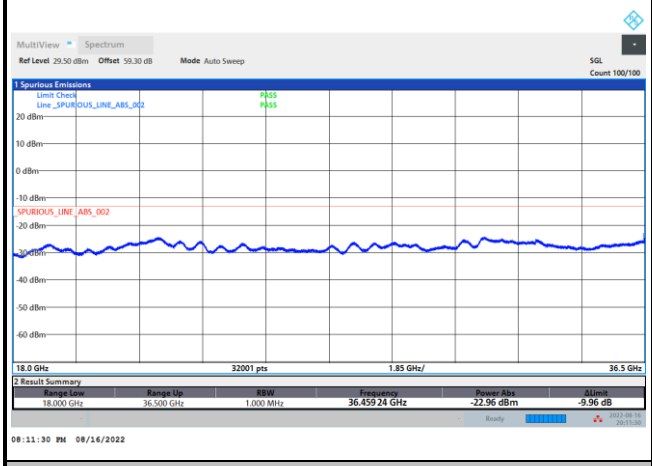	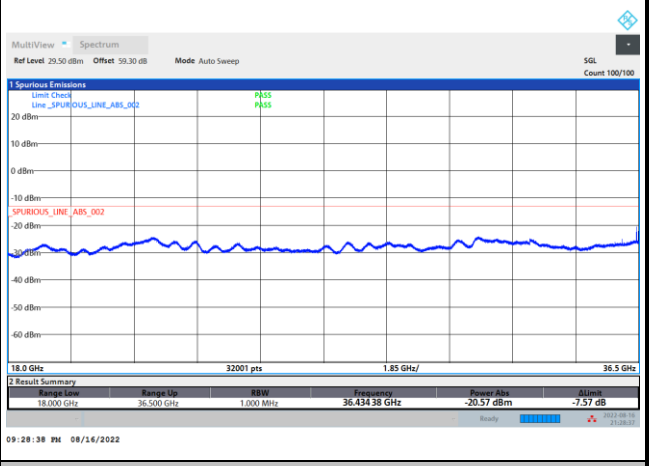
Middle Channel / 50MHz	**Middle Channel / 100MHz**
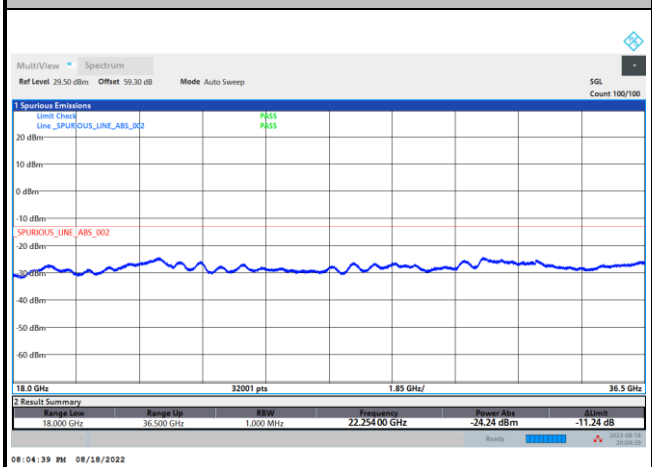	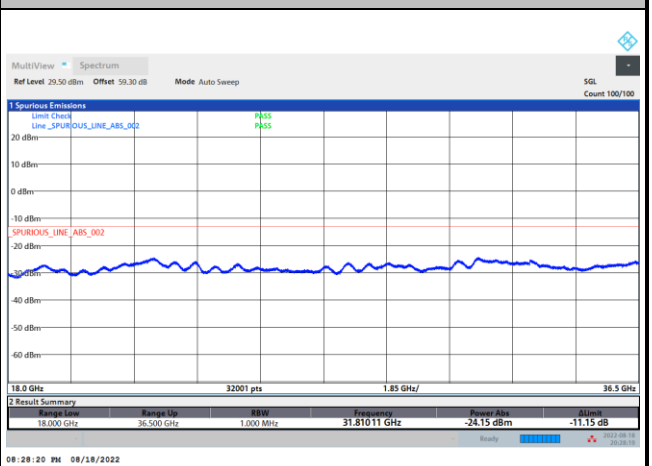
Highest Channel / 50MHz	**Highest Channel / 100MHz**
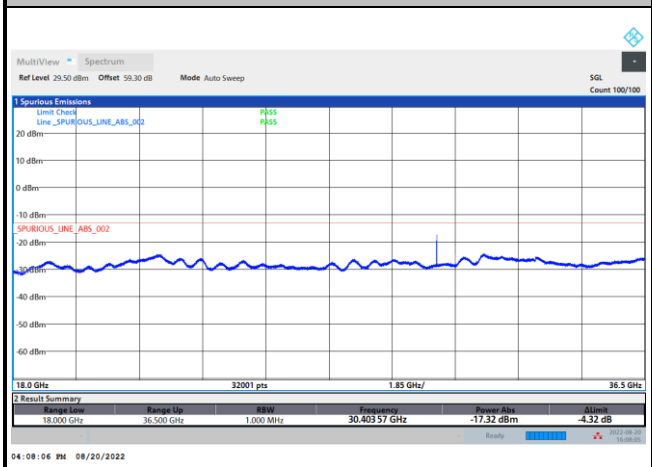	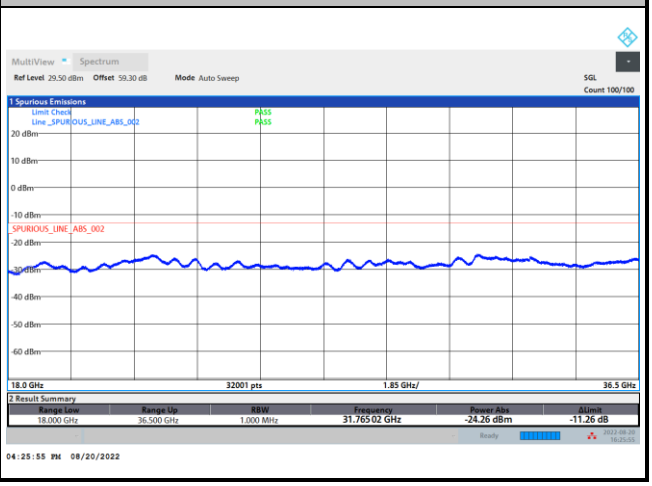

Remark: In band and out of band frequencies are omitted.

DFT-s-OFDM Module A

NR Band n260 QPSK (18-40GHz)	
Lowest Channel / 200MHz	
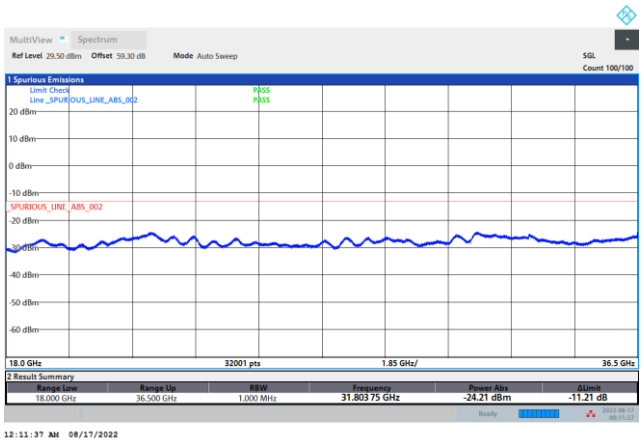	**intentionally blank**
Middle Channel / 200MHz	
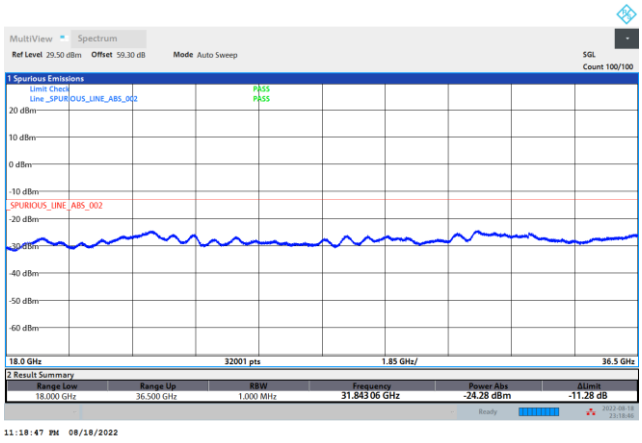	**intentionally blank**
Highest Channel / 200MHz	
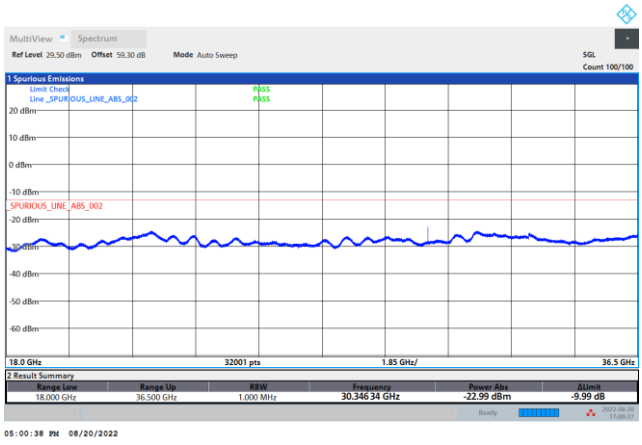	**intentionally blank**

Remark: In band and out of band frequencies are omitted.

CP-OFDM Module A

NR Band n260 QPSK (18-40GHz)	
Lowest Channel / 50MHz	**Lowest Channel / 100MHz**
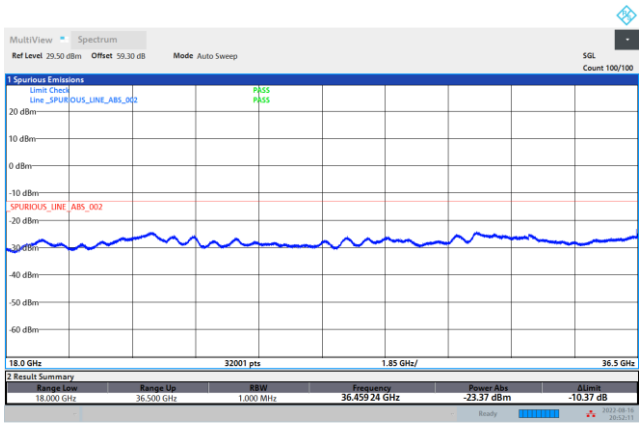	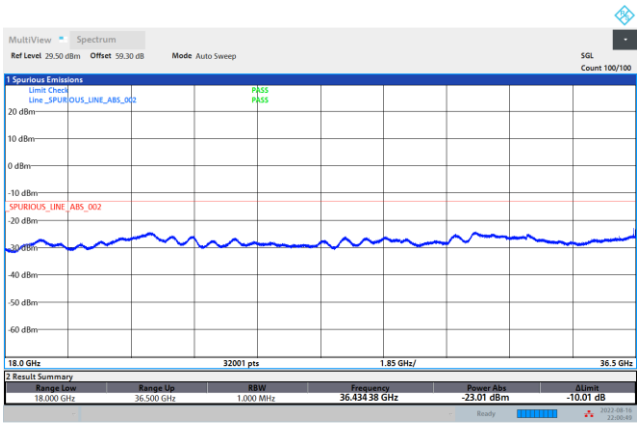
Middle Channel / 50MHz	**Middle Channel / 100MHz**
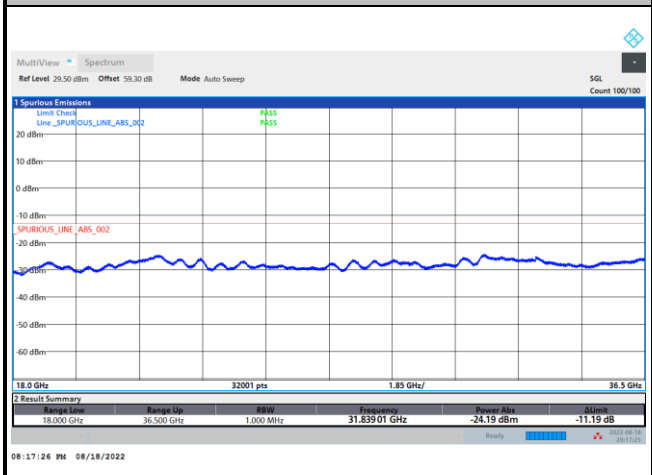	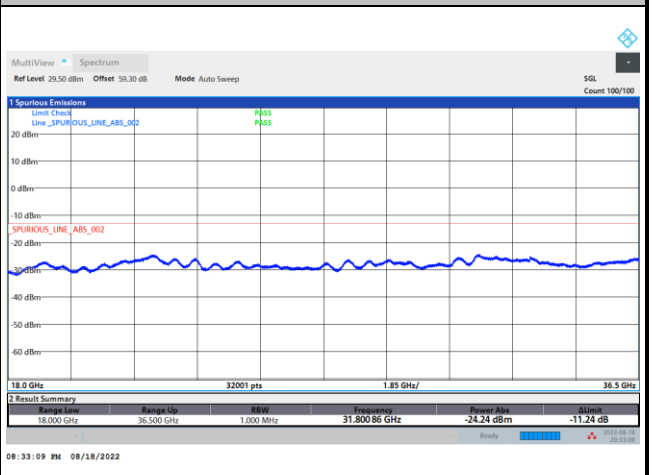
Highest Channel / 50MHz	**Highest Channel / 100MHz**
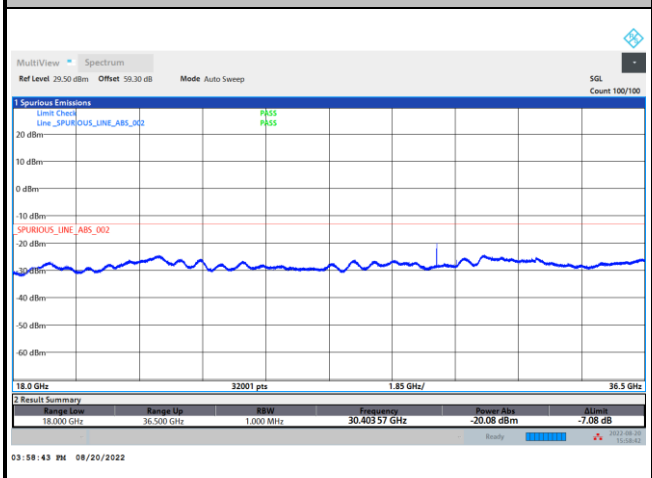	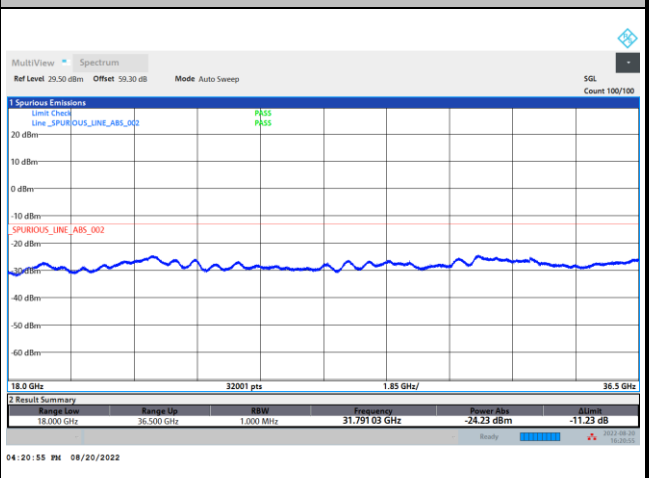

Remark: In band and out of band frequencies are omitted.

CP-OFDM Module A

NR Band n260 QPSK (18-40GHz)	
Lowest Channel / 200MHz	
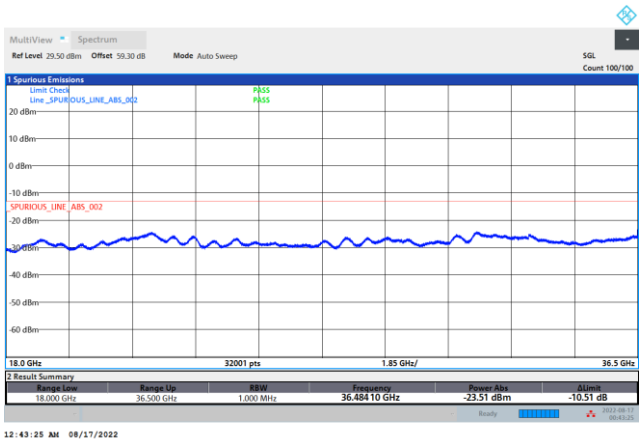	**intentionally blank**
Middle Channel / 200MHz	
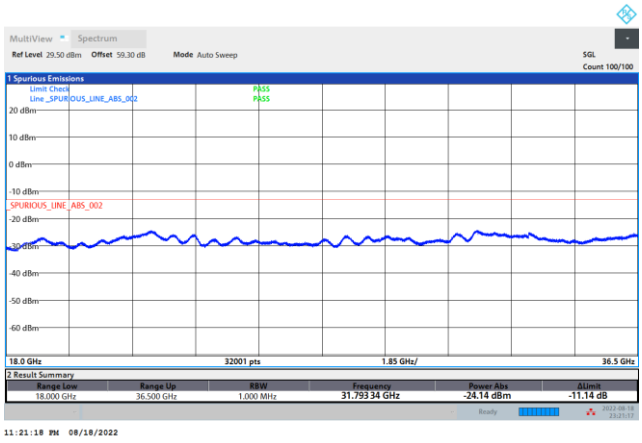	**intentionally blank**
Highest Channel / 200MHz	
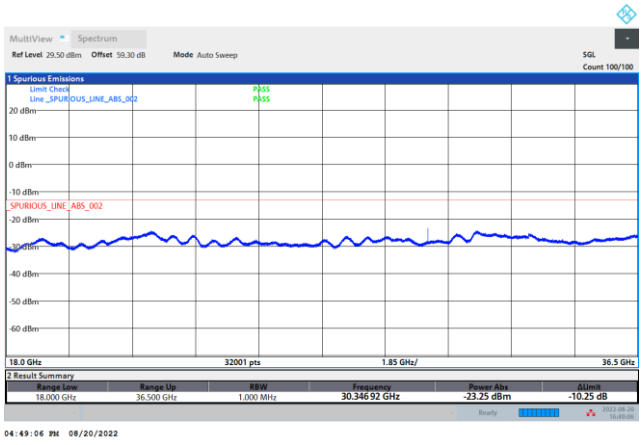	**intentionally blank**

Remark: In band and out of band frequencies are omitted.

NR Band n260
(40GHz-60GHz)

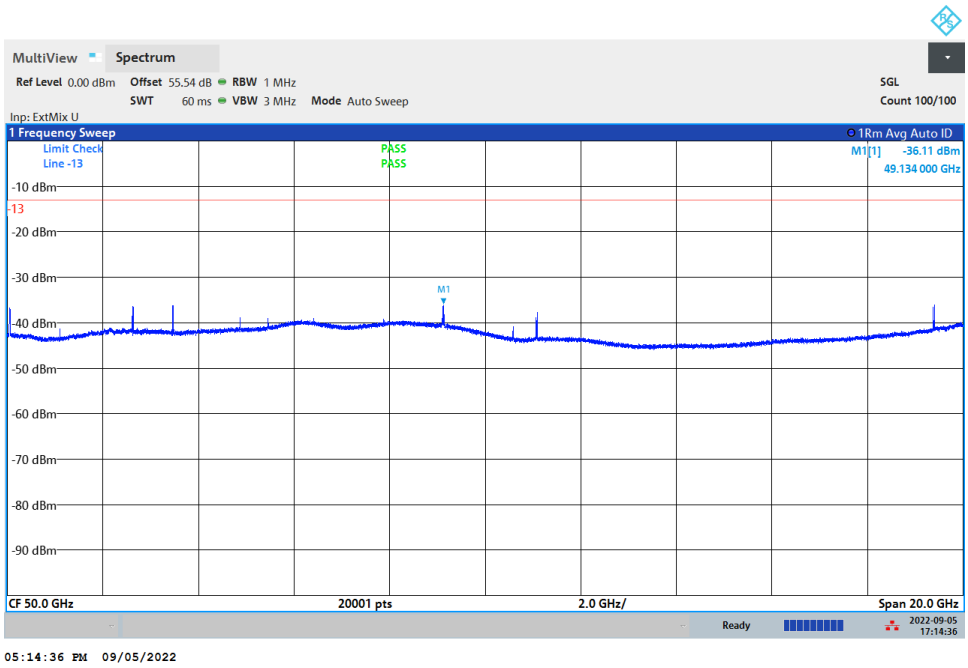

Offset = Antenna Factor (dB/m) + Cable Loss (dB) + 107 + 20log (D) – 104.8 + Duty Factor

= 43 + 0.43 + 107 + 20log(1) – 104.8 + 9.91= 55.54(dB)

NR Band n260
(60GHz-90GHz)

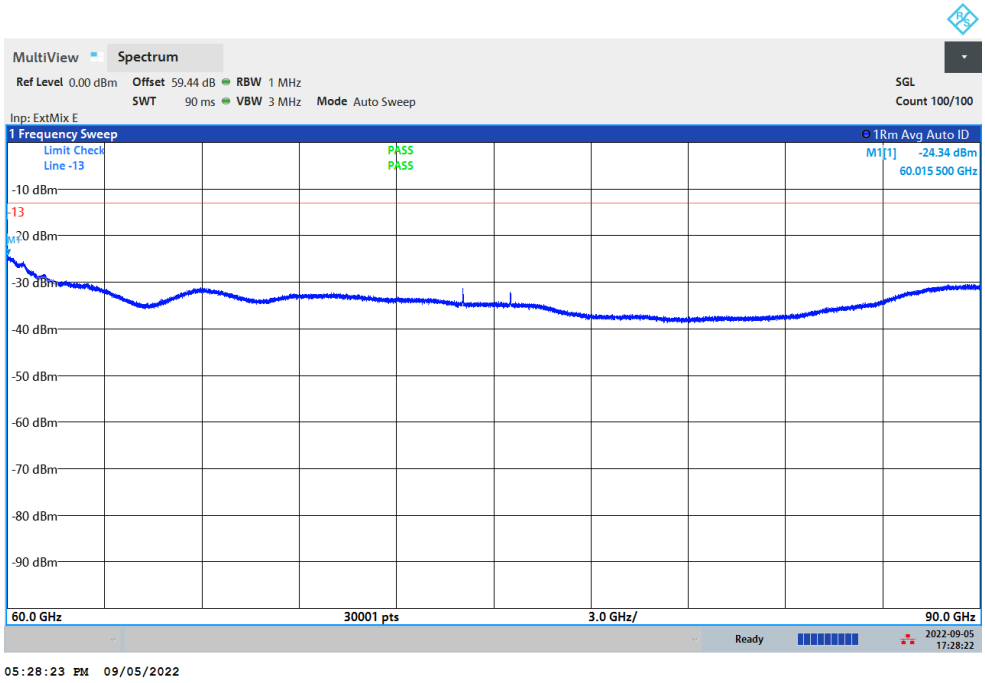

Offset = Antenna Factor (dB/m) + Cable Loss (dB) + 107 + 20log (D) – 104.8 + Duty Factor

= 46.9 + 0.43 + 107 + 20log(1) – 104.8 + 9.91 = 59.44 (dB)

NR Band n260
(90GHz-140GHz)

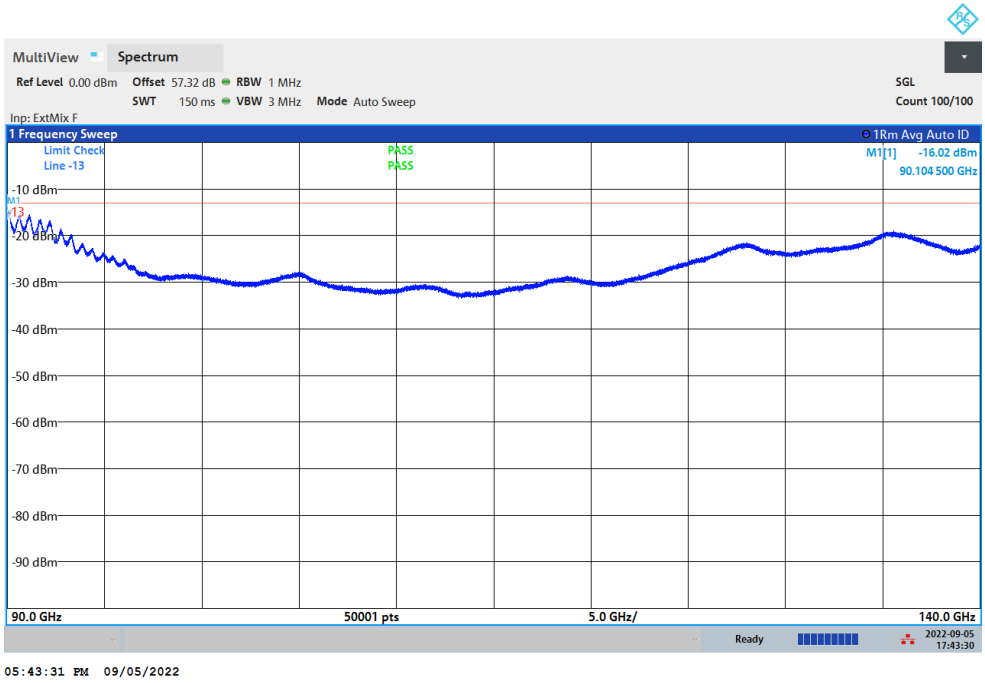

Offset = Antenna Factor (dB/m) + Cable Loss (dB) + 107 + 20log (D) – 104.8 + Duty Factor

= 50.80 + 0.43 + 107 + 20log(0.5) – 104.8 + 9.91 = 57.32 (dB)

NR Band n260
(140GHz-200GHz)

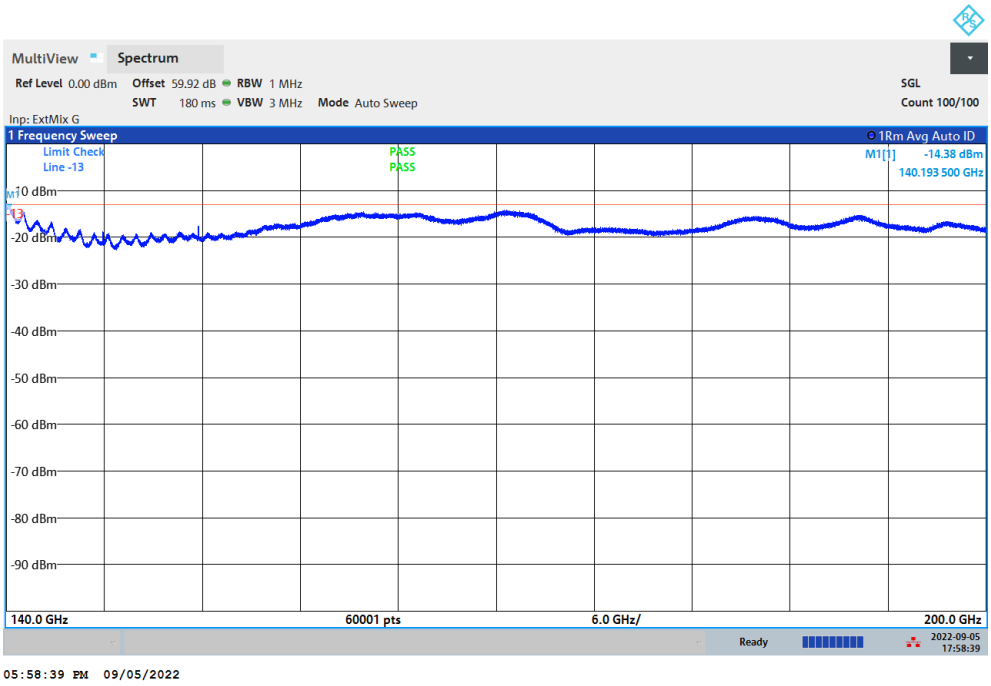

Offset = Antenna Factor (dB/m) + Cable Loss (dB) + 107 + 20log (D) – 104.8 + Duty Factor

= 53.4 + 0.43 + 107 + 20log(0.5) – 104.8 + 9.91= 59.92(dB)

Frequency Stability

Test Conditions		NR Band n260 / Middle Channel			Limit
Temperature (°C)	Voltage (Volt)	CW tone			Note 2.
		Frequency (GHz)	Deviation (kHz)	Deviation (ppm)	Result
50	Normal Voltage	38.501051	-2.500	0.065	Pass
40	Normal Voltage	38.5010505	-2.000	0.052	
30	Normal Voltage	38.5010505	-2.000	0.052	
20(Ref.)	Normal Voltage	38.5010485	0.000	0.000	
10	Normal Voltage	38.501051	-2.500	0.065	
0	Normal Voltage	38.501051	-2.500	0.065	
-10	Normal Voltage	38.501051	-2.500	0.065	
-20	Normal Voltage	38.501051	-2.500	0.065	
-30	Normal Voltage	38.5010505	-2.000	0.052	
20	Maximum Voltage	38.5010505	-2.000	0.052	
20	Normal Voltage	38.501047	1.500	0.039	
20	Battery End Point	38.50105	-1.500	0.039	

Note:

1. Normal Voltage =3.85 V.；Battery End Point (BEP) =3.60 V.；Maximum Voltage =4.45 V.
2. The frequency fundamental emissions stay within the operation band.

NR Band n260 Module B AGH+V

Occupied Bandwidth

Mode	DFT-s-OFDM Module B NR Band n260 : 99%OBW(MHz)								
BW	50MHz			100MHz			200MHz		
Mod.	QPSK	16QAM	64QAM	QPSK	16QAM	64QAM	QPSK	16QAM	64QAM
Lowest CH	45.93	45.83	45.85	91.21	91.18	91.22	189.83	189.87	189.88
Middle CH	45.93	46.05	46.11	91.69	91.33	91.23	190.01	189.87	189.50
Highest CH	46.00	45.90	46.01	91.28	91.28	91.32	189.46	189.59	189.83

Mode	CP-OFDM Module B NR Band n260 : 99%OBW(MHz)		
BW	50MHz	100MHz	200MHz
Mod.	QPSK	QPSK	QPSK
Lowest CH	45.95	94.18	193.60
Middle CH	46.10	94.28	194.47
Highest CH	46.16	94.34	193.14

DFT-s-OFDM Module B

NR Band n260

Lowest Channel / 50MHz / QPSK

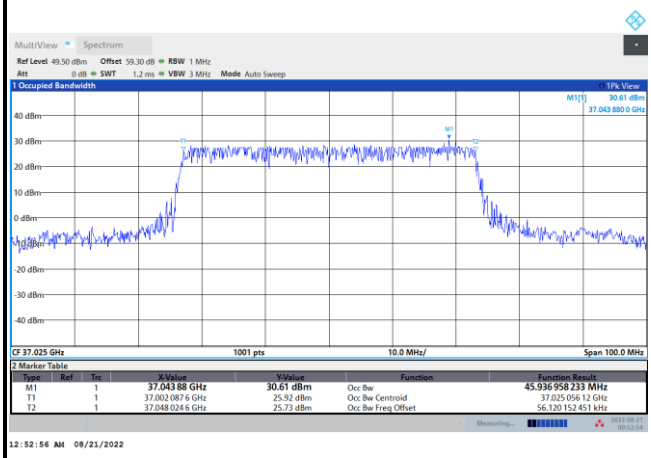

Lowest Channel / 50MHz / 16QAM

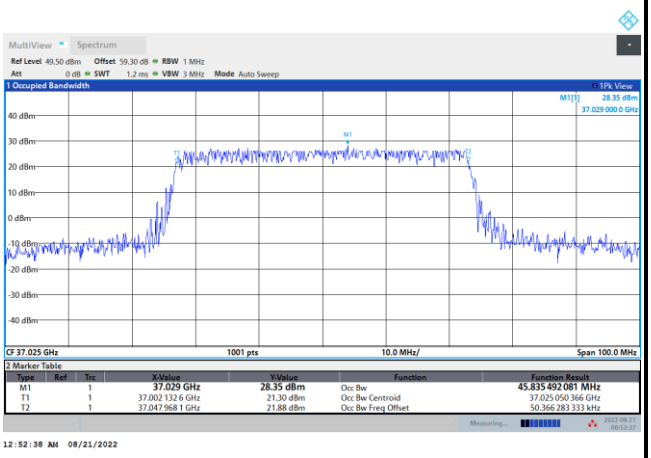

Middle Channel / 50MHz / QPSK

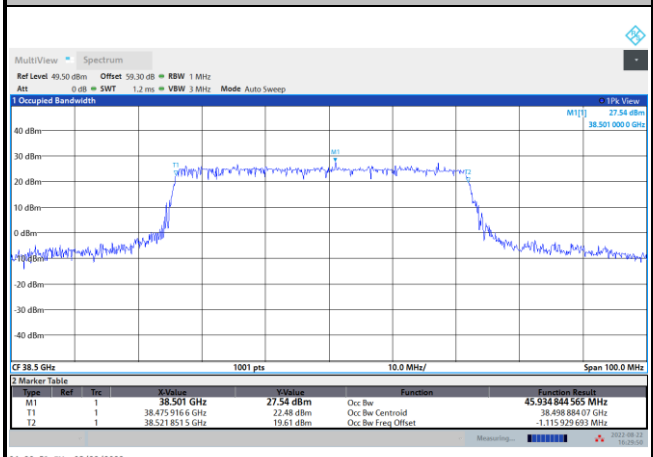

Middle Channel / 50MHz / 16QAM

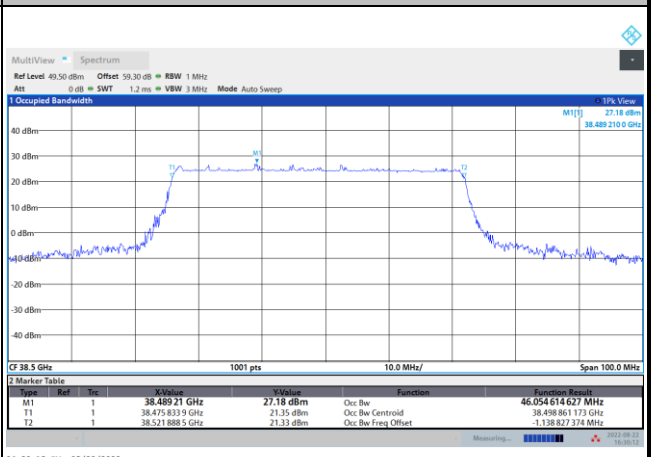

Highest Channel / 50MHz / QPSK

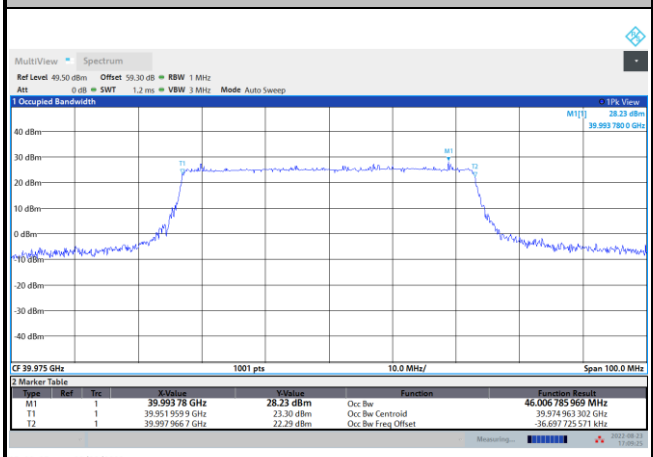

Highest Channel / 50MHz / 16QAM

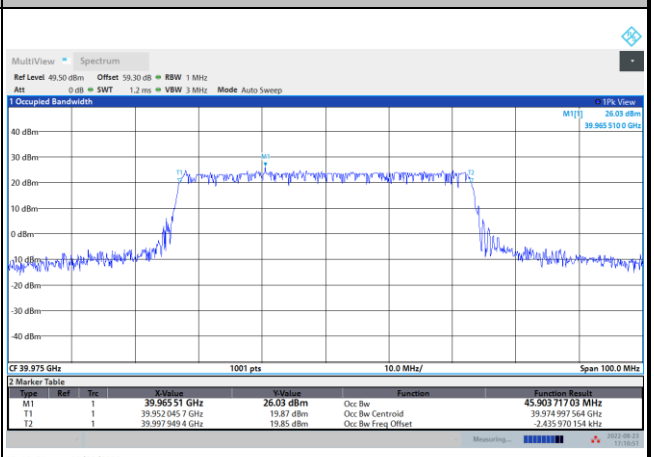

DFT-s-OFDM Module B

NR Band n260

Lowest Channel / 50MHz / 64QAM

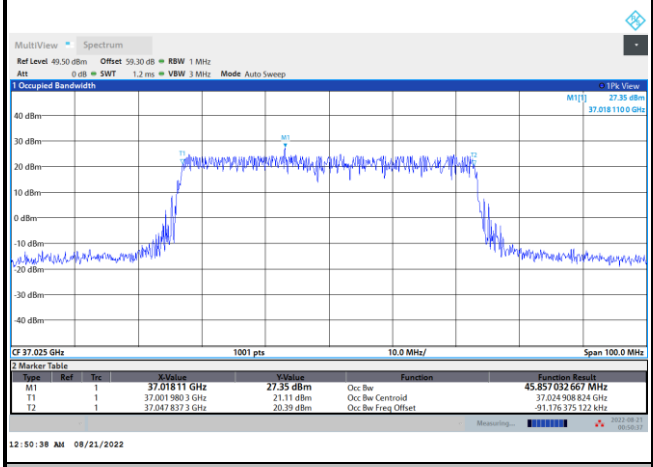

Lowest Channel / 100MHz / QPSK

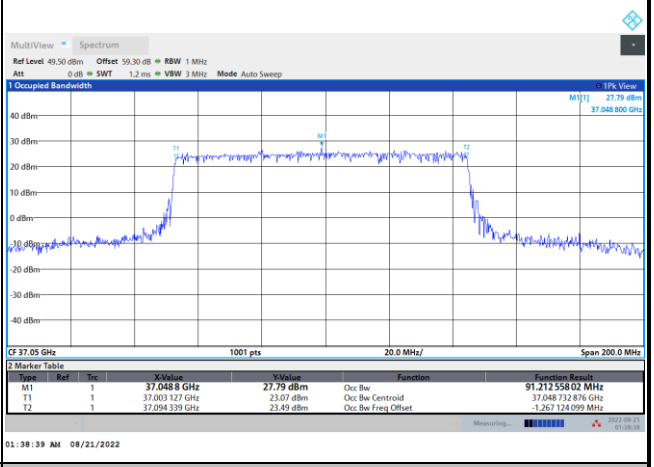

Middle Channel / 50MHz / 64QAM

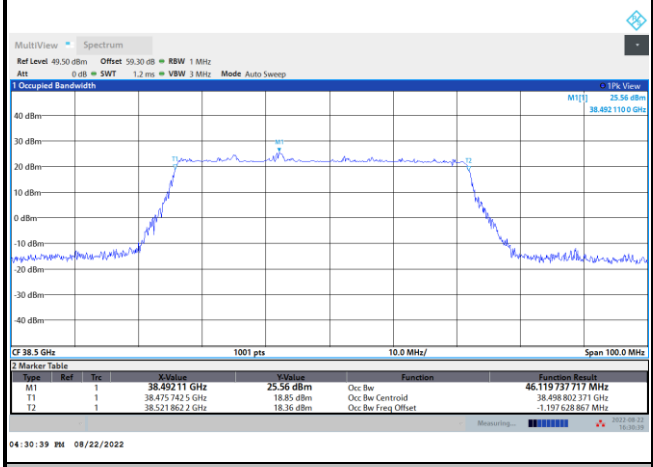

Middle Channel / 100MHz / QPSK

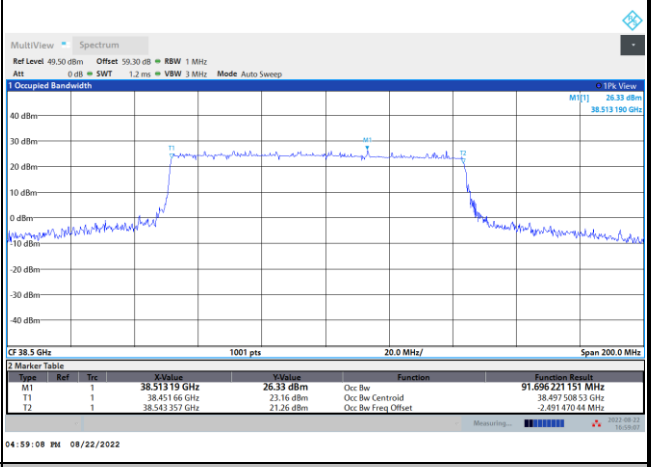

Highest Channel / 50MHz / 64QAM

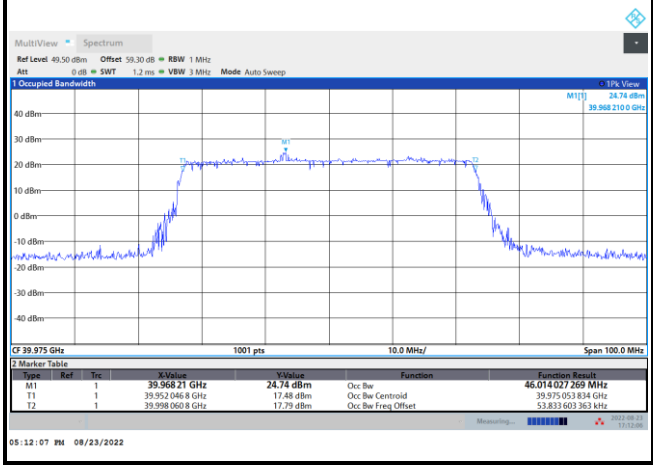

Highest Channel / 100MHz / QPSK

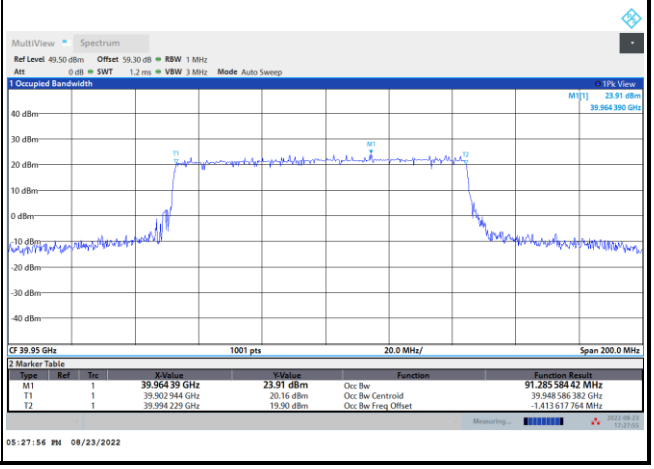

DFT-s-OFDM Module B

NR Band n260

Lowest Channel / 100MHz / 16QAM

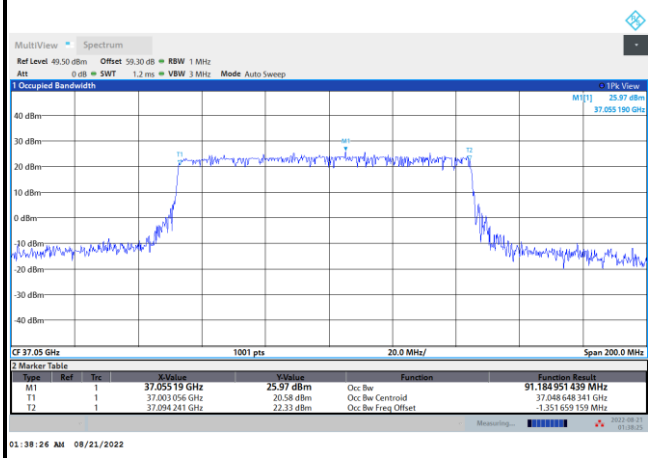

Lowest Channel / 100MHz / 64QAM

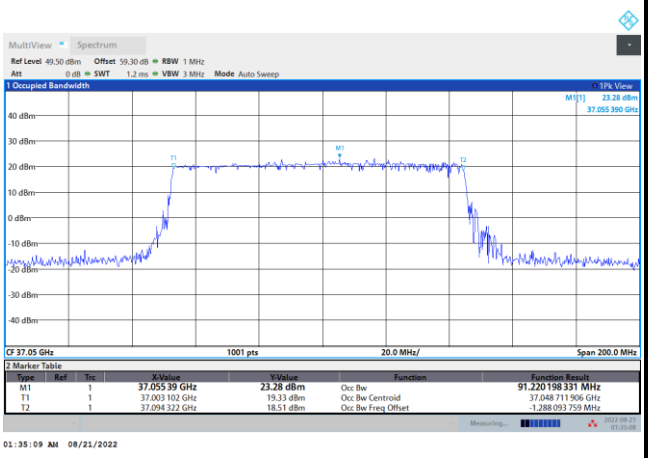

Middle Channel / 100MHz / 16QAM

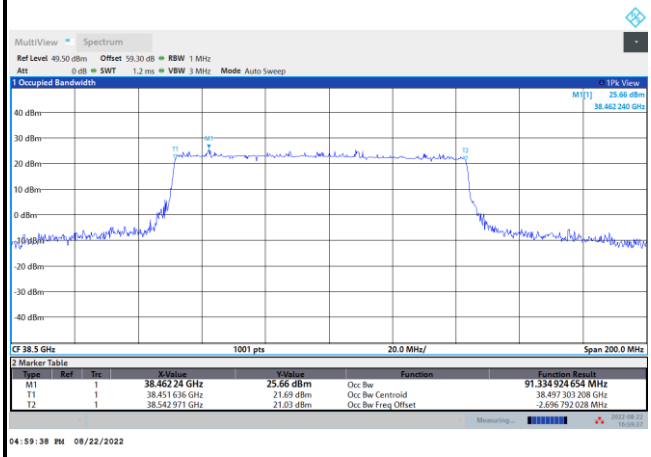

Middle Channel / 100MHz / 64QAM

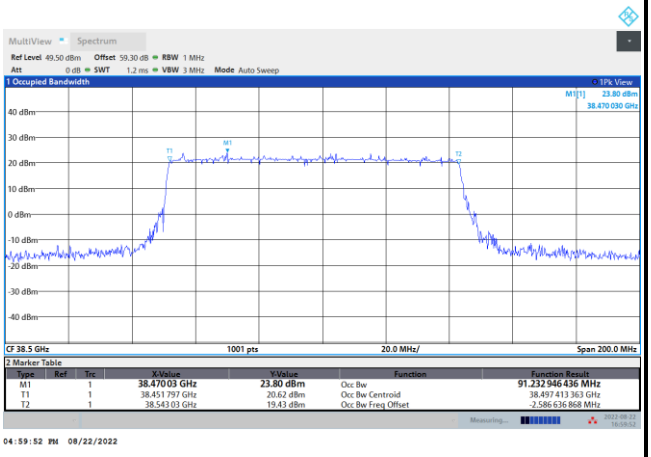

Highest Channel / 100MHz / 16QAM

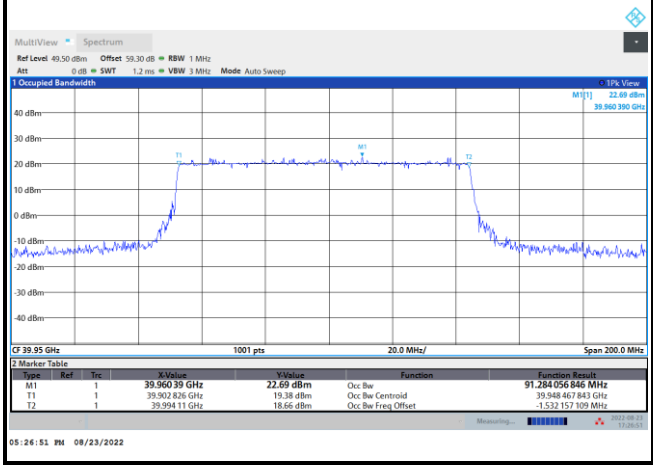

Highest Channel / 100MHz / 64QAM

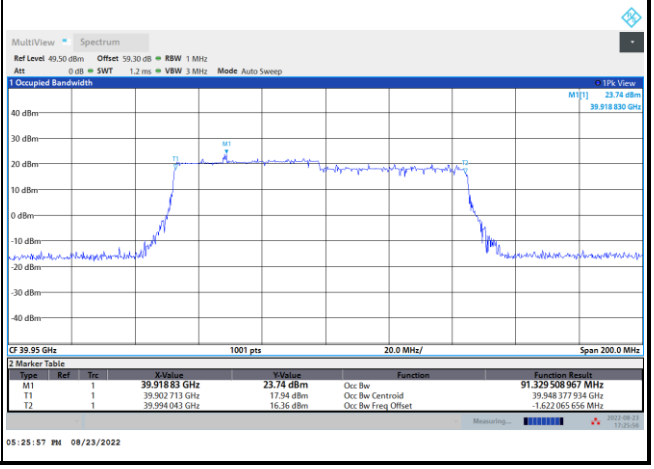

DFT-s-OFDM Module B

NR Band n260

Lowest Channel / 200MHz / QPSK

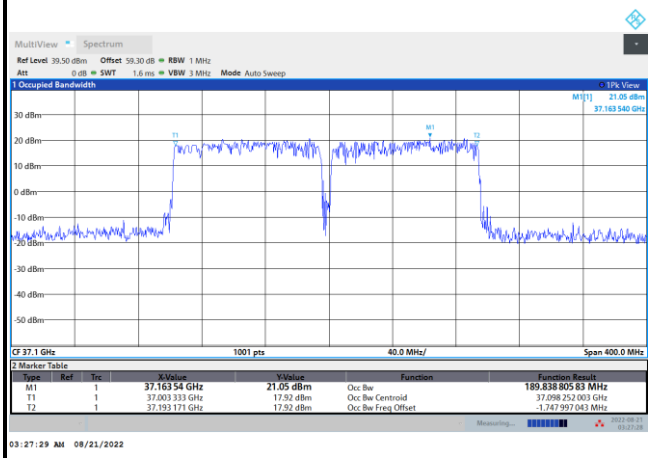

Lowest Channel / 200MHz / 16QAM

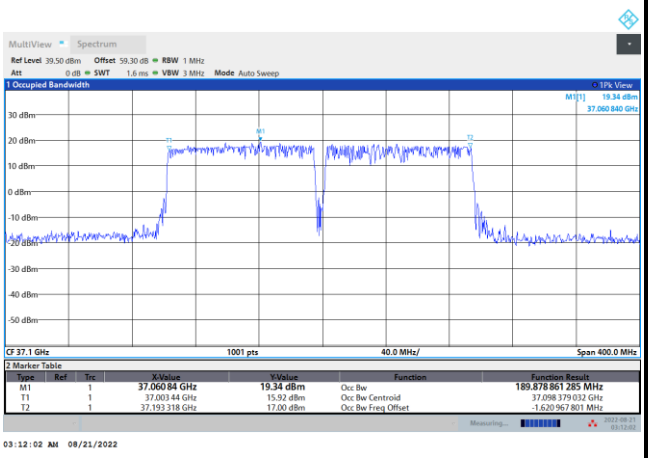

Middle Channel / 200MHz / QPSK

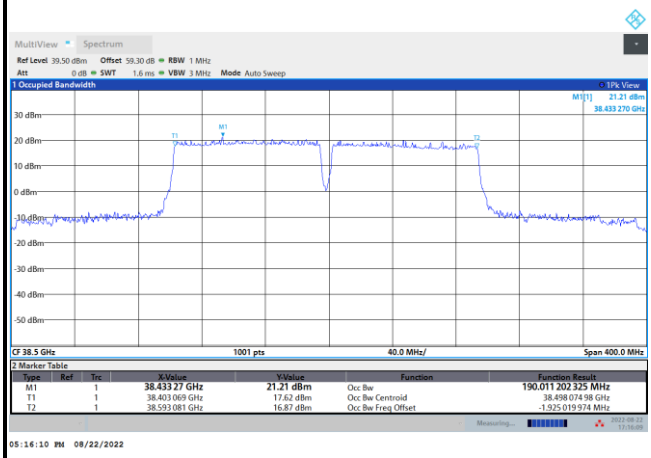

Middle Channel / 200MHz / 16QAM

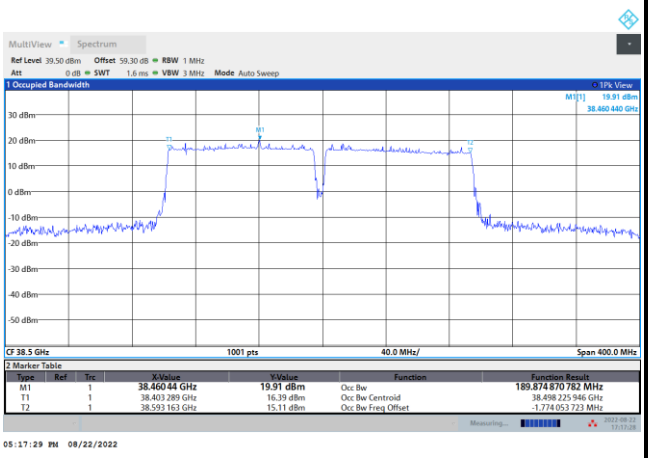

Highest Channel / 200MHz / QPSK

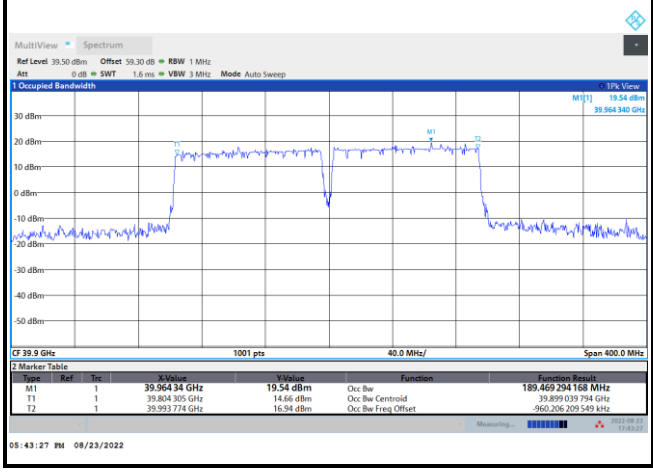

Highest Channel / 200MHz / 16QAM

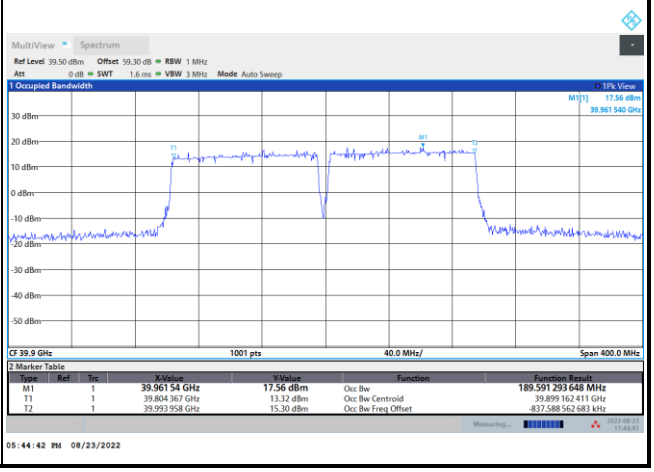

DFT-s-OFDM Module B

NR Band n260	
Lowest Channel / 200MHz / 64QAM	
	intentionally blank
Middle Channel / 200MHz / 64QAM	
	intentionally blank
Highest Channel / 200MHz / 64QAM	
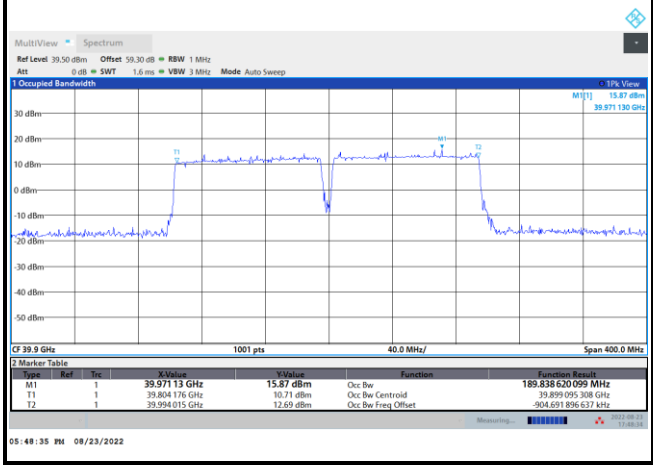	**intentionally blank**

CP-OFDM Module B

NR Band n260

Lowest Channel / 50MHz / QPSK

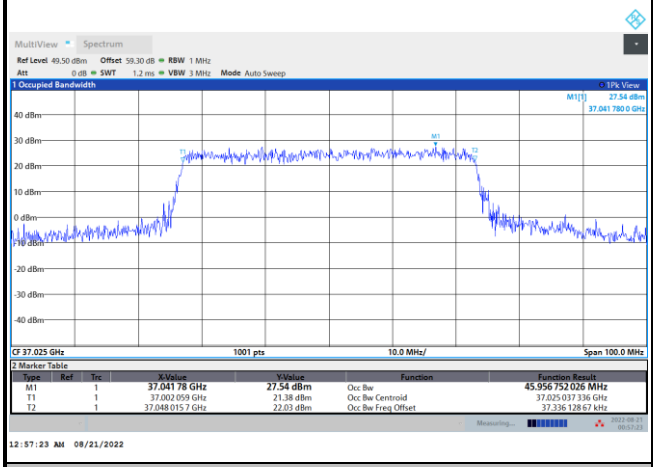

Lowest Channel / 100MHz / QPSK

Middle Channel / 50MHz / QPSK

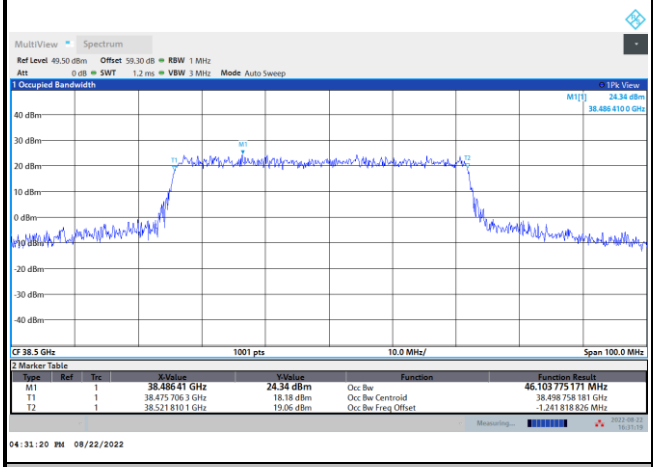

Middle Channel / 100MHz / QPSK

Highest Channel / 50MHz / QPSK

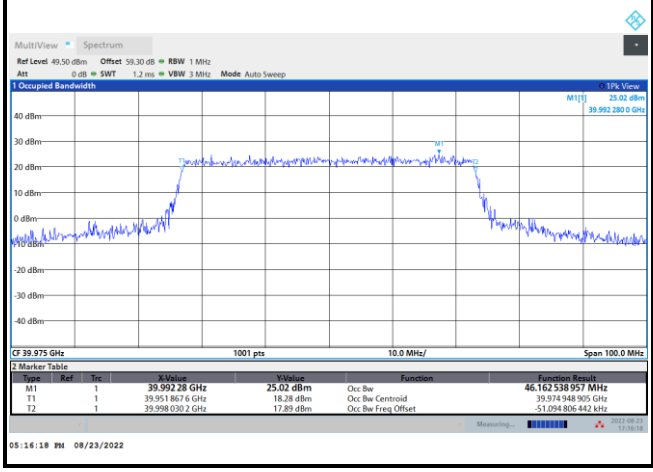

Highest Channel / 100MHz / QPSK

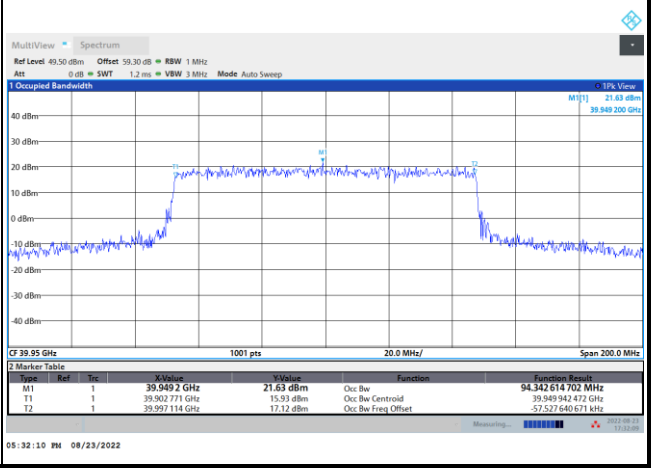

CP-OFDM Module B

NR Band n260	
Lowest Channel / 200MHz / QPSK	
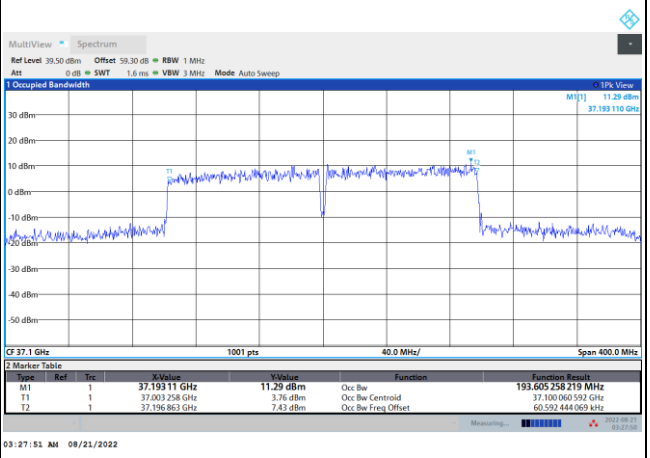	**intentionally blank**
Middle Channel / 200MHz / QPSK	
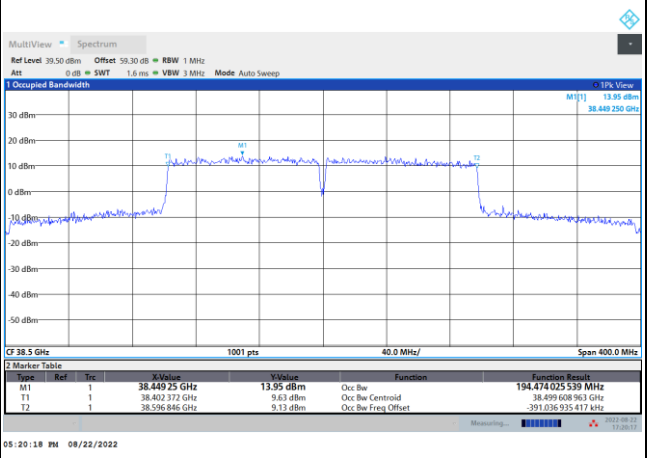	**intentionally blank**
Highest Channel / 200MHz / QPSK	
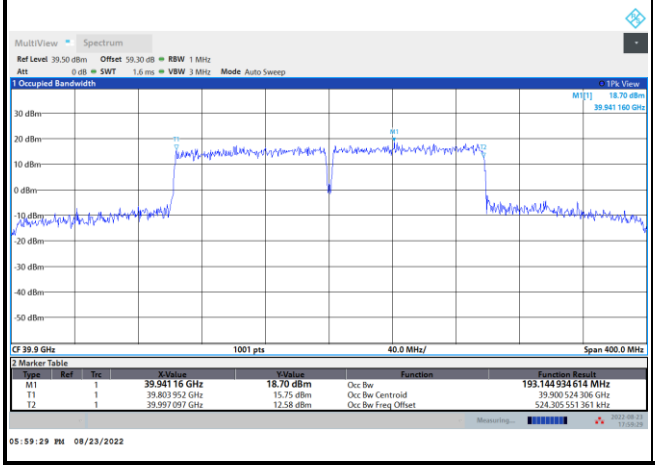	**intentionally blank**

Radiated Out of Band Emissions

Mode			DFT-s-OFDM Module B NR Band n260 : BE (dBm) 1 RB								
BW			50MHz			100MHz			200MHz		
Limit (dBm)			QPSK	16QAM	64QAM	QPSK	16QAM	64QAM	QPSK	16QAM	64QAM
Low CH	0~10%OB	≦-5	-6.54	-9.68	-13.73	-5.17	-5.48	-7.56	-10.70	-12.63	-15.04
	>10%OB	≦-13	-24.53	-24.23	-24.22	-23.27	-23.55	-23.57	-15.14	-21.13	-23.66
High CH	0~10%OB	≦-5	-9.34	-14.22	-17.92	-10.16	-11.10	-13.78	-16.01	-17.02	-19.56
	>10%OB	≦-13	-21.67	-23.11	-23.13	-23.04	-22.97	-23.10	-15.75	-18.17	-19.38
Result			Compliance								

Mode			CP-OFDM Module B NR Band n260 : BE (dBm) 1 RB		
BW			50MHz	100MHz	200MHz
Limit (dBm)			QPSK	QPSK	QPSK
Low CH	0~10%OB	≦-5	-8.23	-5.31	-9.28
	>10%OB	≦-13	-23.04	-23.70	-15.13
High CH	0~10%OB	≦-5	-11.23	-12.94	-13.52
	>10%OB	≦-13	-23.46	-23.09	-15.24
Result			Compliance		

Mode			DFT-s-OFDM Module B NR Band n260 : BE (dBm) Full RB								
BW			50MHz			100MHz			200MHz		
Limit (dBm)			QPSK	16QAM	64QAM	QPSK	16QAM	64QAM	QPSK	16QAM	64QAM
Low CH	0~10%OB	≦-5	-18.11	-21.28	-25.78	-15.07	-16.53	-22.01	-20.96	-21.24	-24.16
	>10%OB	≦-13	-22.76	-24.00	-25.57	-21.23	-22.75	-23.50	-25.87	-25.84	-25.90
High CH	0~10%OB	≦-5	-16.88	-20.11	-21.04	-20.69	-21.18	-22.10	-23.26	-24.26	-24.09
	>10%OB	≦-13	-21.38	-22.70	-24.72	-22.22	-22.91	-23.10	-16.84	-18.25	-21.16
Result			Compliance								

Mode			CP-OFDM Module B NR Band n260 : BE (dBm) Full RB		
BW			50MHz	100MHz	200MHz
Limit (dBm)			QPSK	QPSK	QPSK
Low CH	0~10%OB	≦-5	-21.00	-16.86	-16.98
	>10%OB	≦-13	-20.73	-22.78	-21.07
High CH	0~10%OB	≦-5	-20.19	-19.14	-20.75
	>10%OB	≦-13	-21.71	-22.40	-20.16
Result			Compliance		

DFT-s-OFDM Module B

NR Band n260 / 50MHz / QPSK

Lowest Band Edge / 1 RB

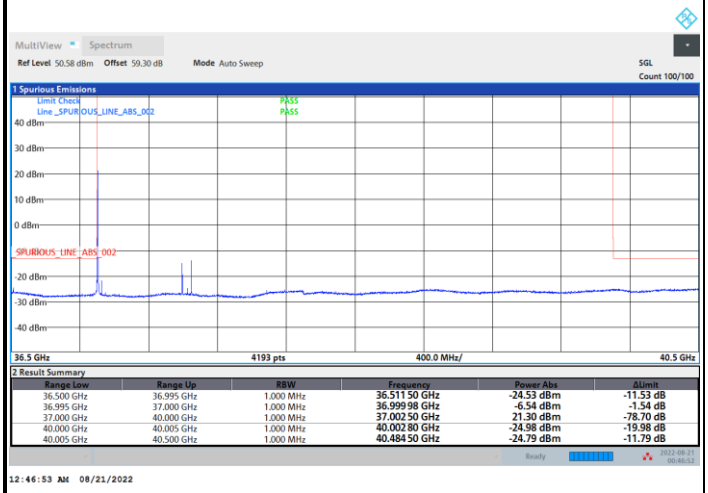

Highest Band Edge / 1 RB

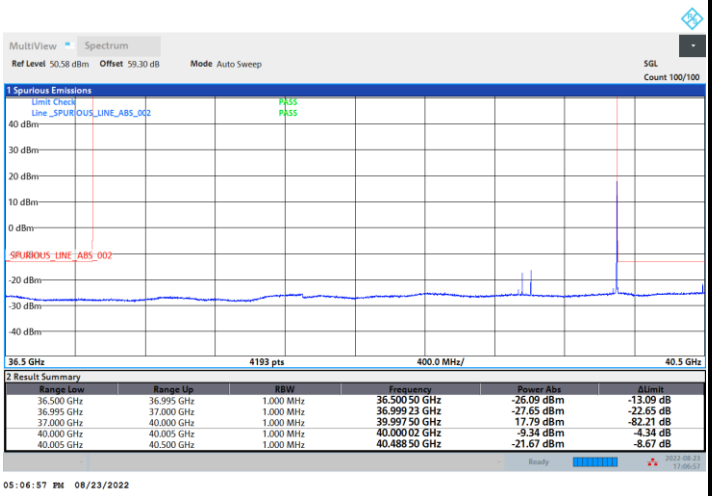

NR Band n260 / 50MHz / 16QAM

Lowest Band Edge / 1 RB

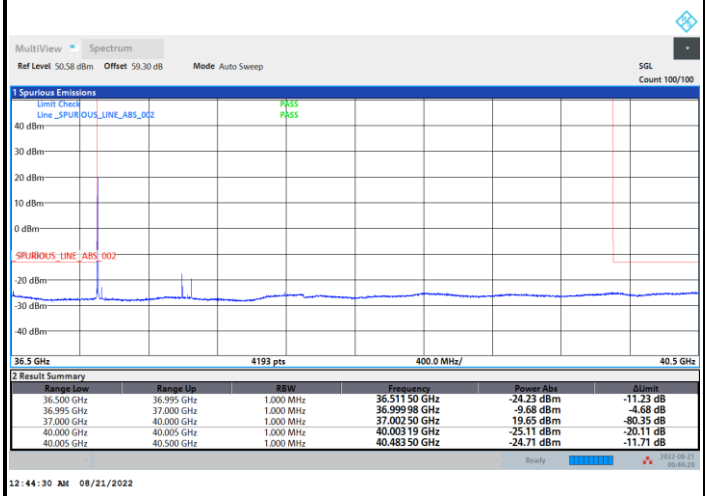

Highest Band Edge / 1 RB

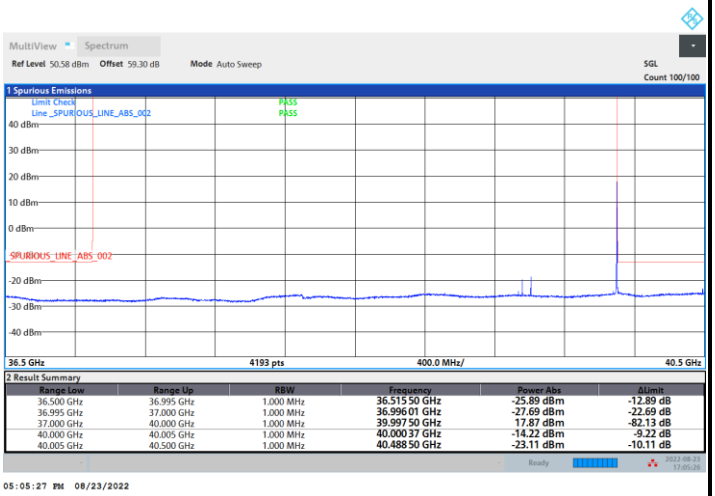

DFT-s-OFDM Module B

NR Band n260 / 50MHz / 64QAM

Lowest Band Edge / 1 RB

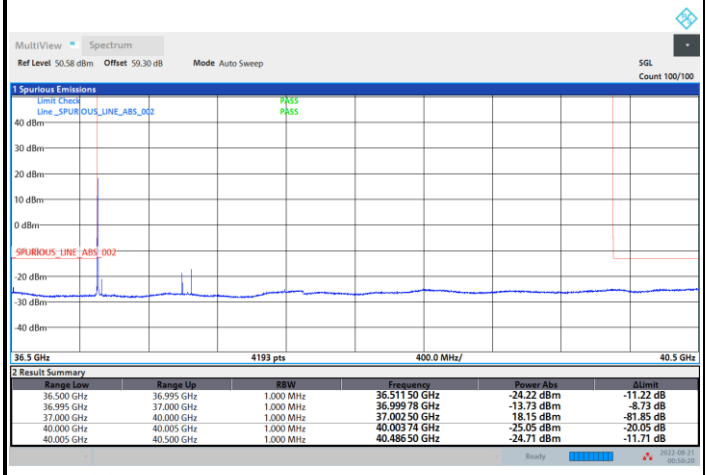

Highest Band Edge / 1 RB

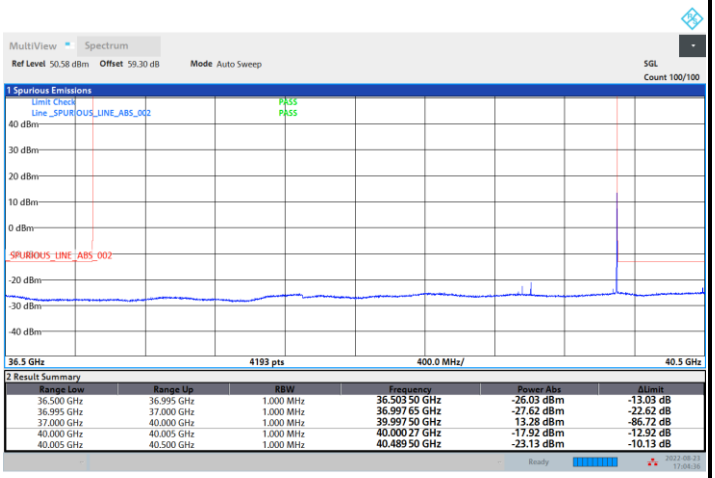

NR Band n260 / 100MHz / QPSK

Lowest Band Edge / 1 RB

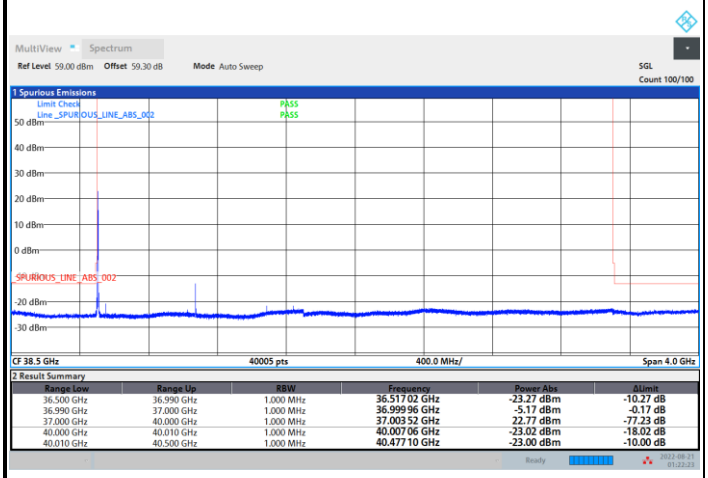

Highest Band Edge / 1 RB

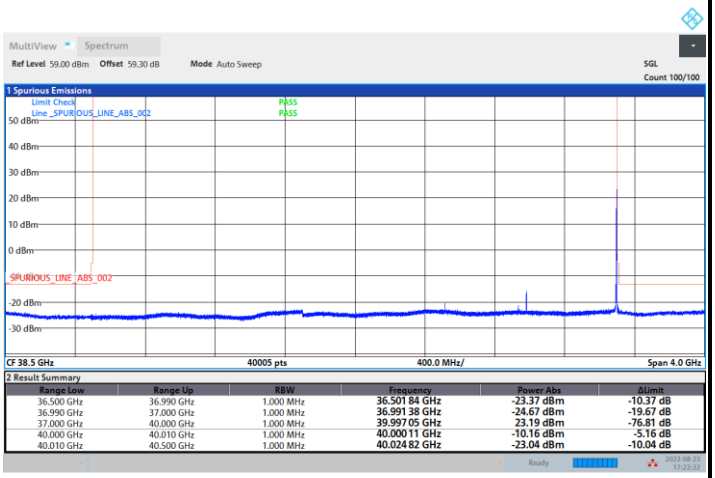

DFT-s-OFDM Module B

NR Band n260 / 100MHz / 16QAM

Lowest Band Edge / 1 RB

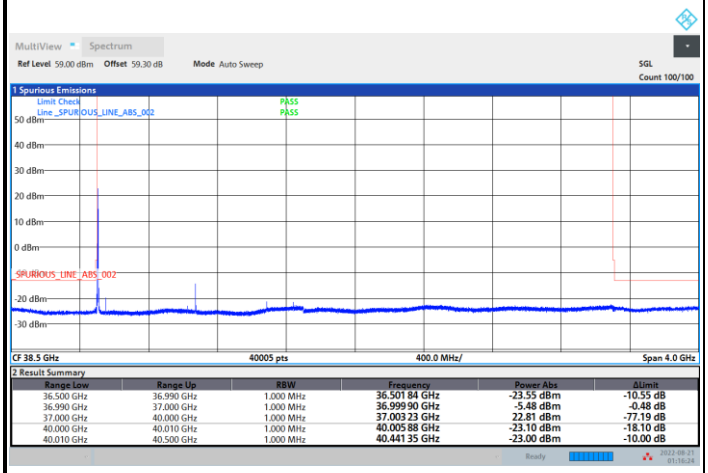

Highest Band Edge / 1 RB

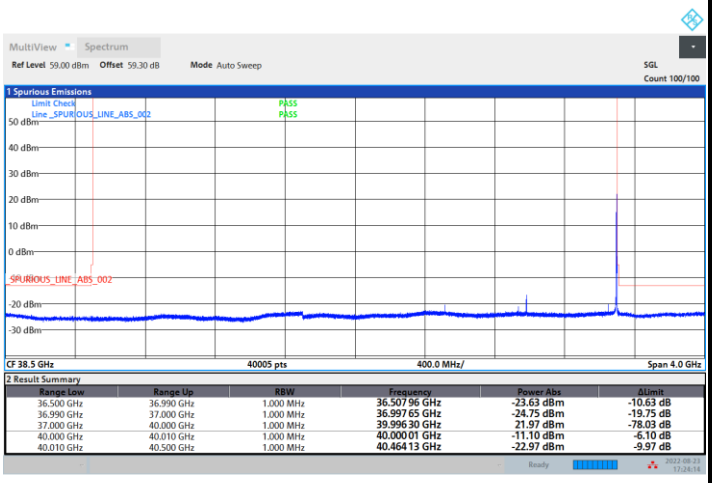

NR Band n260 / 100MHz / 64QAM

Lowest Band Edge / 1 RB

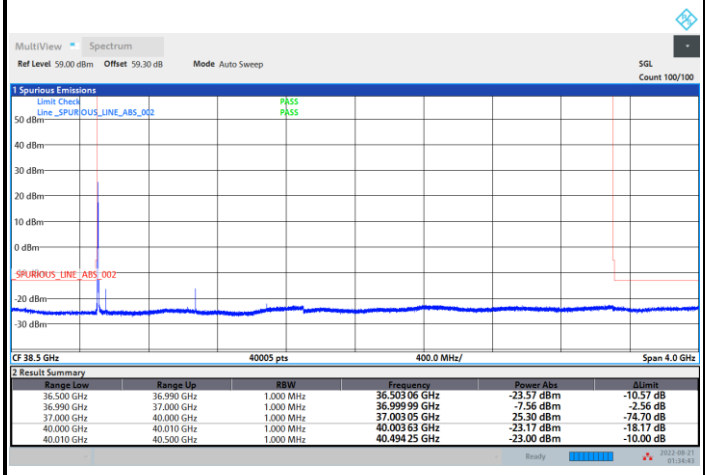
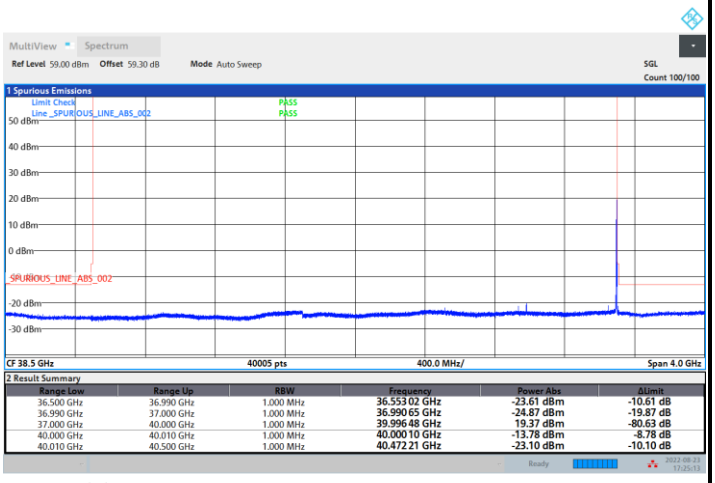
Highest Band Edge / 1 RB