FCC RADIO TEST REPORT

FCC ID	:	**A4RG0DZQ**
Equipment	:	**Phone**
Applicant	:	**Google LLC** **1600 Amphitheatre Parkway,** **Mountain View, California, 94043 USA**
Standard	:	**FCC Part 15 Subpart E §15.407**

The product was received on Aug. 10, 2022 and testing was performed from Sep. 19, 2022 to Nov. 22, 2022. We, Sporton International Inc. EMC & Wireless Communications Laboratory, would like to declare that the tested sample has been evaluated in accordance with the test procedures and has been in compliance with the applicable technical standards.

The test results in this report apply exclusively to the tested model / sample. Without written approval from Sporton International Inc. EMC & Wireless Communications Laboratory, the test report shall not be reproduced except in full.

Louis Wu

Approved by: Louis Wu

Sporton International Inc. EMC & Wireless Communications Laboratory
No. 52, Huaya 1st Rd., Guishan Dist., Taoyuan City 333, Taiwan (R.O.C.)

Table of Contents

History of this test report **3**
Summary of Test Result **4**
1 General Description **5**
1.1 Product Feature of Equipment Under Test 5
1.2 Product Specification of Equipment Under Test 6
1.3 Modification of EUT 9
1.4 Testing Location 9
1.5 Applicable Standards 9
2 Test Configuration of Equipment Under Test **10**
2.1 Carrier Frequency and Channel 10
2.2 Test Mode 12
2.3 Connection Diagram of Test System 15
2.4 Support Unit used in test configuration and system 16
2.5 EUT Operation Test Setup 16
2.6 Measurement Results Explanation Example 16
3 Test Result **17**
3.1 26dB & 99% Occupied Bandwidth Measurement 17
3.2 Fundamental Maximum EIRP Measurement 22
3.3 Fundamental Power Spectral Density Measurement 23
3.4 In-Band Emissions (Channel Mask) 30
3.5 Contention Based Protocol 86
3.6 Unwanted Emissions Measurement 109
3.7 AC Conducted Emission Measurement 113
3.8 Antenna Requirements 115
4 List of Measuring Equipment **116**
5 Uncertainty of Evaluation **118**
Appendix A. Conducted Test Results
Appendix B. AC Conducted Emission Test Result
Appendix C. Radiated Spurious Emission
Appendix D. Radiated Spurious Emission Plots
Appendix E. Duty Cycle Plots
Appendix F. Setup Photographs

History of this test report

Report No.	Version	Description	Issue Date
FR241215-02G	01	Initial issue of report	Nov. 25, 2022
FR241215-02G	02	1. Revise Appendix A and Appendix D 2. Revise Fundamental Power Spectral Density Measurement	Nov. 30, 2022
FR241215-02G	03	1. Revise Appendix D 2. Revise Fundamental Power Spectral Density Measurement	Dec. 02, 2022
FR241215-02G	04	Revise AC Conducted Emission setup photo	Dec. 07, 2022

Summary of Test Result

Report Clause	Ref Std. Clause	Test Items	Result (PASS/FAIL)	Remark
3.1	15.403(i) 15.407(a)(10)	26dB Emission Bandwidth	Pass	-
3.1	2.1049	99% Occupied Bandwidth	Reporting only	-
3.2	15.407(a)(8)	Fundamental Maximum EIRP	Pass	-
3.3	15.407(a)(8)	Fundamental Power Spectral Density	Pass	-
3.4	15.407(b)(6)	In-Band Emissions (Channel Mask)	Pass	-
3.5	15.407(d)(6)	Contention Based Protocol	Pass	
3.6	15.407(b)	Unwanted Emissions	Pass	6.60 dB under the limit at 30.970 MHz
3.7	15.207	AC Conducted Emission	Pass	18.71 dB under the limit at 0.517 MHz
3.8	15.203 15.407(a)	Antenna Requirement	Pass	-

Declaration of Conformity:

1. The test results (PASS/FAIL) with all measurement uncertainty excluded are presented in accordance with the regulation limits or requirements declared by manufacturers.
   It's means measurement values may risk exceeding the limit of regulation standards, if measurement uncertainty is include in test results.
2. The measurement uncertainty please refer to this report "Uncertainty of Evaluation".

Comments and Explanations:

The product specifications of the EUT presented in the report are declared by the manufacturer who shall take full responsibility for the authenticity.

Reviewed by: William Chen

Report Producer: Ruby Zou

1 General Description

1.1 Product Feature of Equipment Under Test

Product Feature	
Equipment	Phone
FCC ID	A4RG0DZQ
EUT supports Radios application	GSM/EGPRS/WCDMA/HSPA/LTE/5G NR/ NFC/GNSS/WPT Client WLAN 11b/g/n HT20 WLAN 11a/n HT20/HT40 WLAN 11ac VHT20/VHT40/VHT80 WLAN 11ax HE20/HE40/HE80 Bluetooth BR/EDR/LE

Remark: The above EUT's information was declared by manufacturer.

EUT Information List	
S/N	Performed Test Item
27251FQHN00060	Conducted Measurement
28291FQHN00136	Radiated Spurious Emission
28291FQHN00123	Conducted Emission
28291FQHN00177	Contention Based Protocol

1.2 Product Specification of Equipment Under Test

Product Specification is subject to this standard	
Tx/Rx Frequency Range	5925 MHz ~ 6425 MHz 6425 MHz ~ 6525 MHz 6525 MHz ~ 6875 MHz 6875 MHz ~ 7125 MHz
Maximum Output Power	**MIMO <Ant. 4+3>** **<5925 MHz ~ 6425 MHz>** 802.11a: 5.82 dBm / 0.0038 W 802.11ax HE20: 6.06 dBm / 0.0040 W 802.11ax HE40: 8.56 dBm / 0.0072 W 802.11ax HE80: 11.01 dBm / 0.0126 W **<6425 MHz ~ 6525 MHz>** 802.11a: 5.89 dBm / 0.0039 W 802.11ax HE20: 6.38 dBm / 0.0043 W 802.11ax HE40: 9.26 dBm / 0.0084 W 802.11ax HE80: 11.20 dBm / 0.0132 W **<6525 MHz ~ 6875 MHz>** 802.11a: 6.60 dBm / 0.0046 W 802.11ax HE20: 6.21 dBm / 0.0042 W 802.11ax HE40: 8.81 dBm / 0.0076 W 802.11ax HE80: 11.06 dBm / 0.0128 W **<6875 MHz ~ 7125 MHz>** 802.11a: 8.72 dBm / 0.0074 W 802.11ax HE20: 9.16 dBm / 0.0082 W 802.11ax HE40: 11.96 dBm / 0.0157 W 802.11ax HE80: 14.81 dBm / 0.0303 W
99% Occupied Bandwidth	**MIMO <Ant. 4>** 802.11a: 16.43 MHz 802.11ax HE20: 18.93 MHz 802.11ax HE40: 37.86 MHz 802.11ax HE80: 76.84 MHz **MIMO <Ant. 3>** 802.11a: 16.38 MHz 802.11ax HE20: 18.93 MHz 802.11ax HE40: 37.96 MHz 802.11ax HE80: 76.96 MHz

<table>
<tr><th colspan="2">Product Specification is subject to this standard</th></tr>
<tr><td>Antenna Type</td><td><5925 MHz ~ 6425 MHz>
<Ant. 4>: ILA Antenna
<Ant. 3>: IFA Antenna
<6425 MHz ~ 6525 MHz>
<Ant. 4>: ILA Antenna
<Ant. 3>: IFA Antenna
<6525 MHz ~ 6875 MHz>
<Ant. 4>: ILA Antenna
<Ant. 3>: IFA Antenna
<6875 MHz ~ 7125 MHz>
<Ant. 4>: ILA Antenna
<Ant. 3>: IFA Antenna</td></tr>
<tr><td>Antenna Gain</td><td><5925 MHz ~ 6425 MHz>
<Ant. 4>: 0.30 dBi
<Ant. 3>: 0.30 dBi
<6425 MHz ~ 6525 MHz>
<Ant. 4>: -3.60 dBi
<Ant. 3>: 2.40 dBi
<6525 MHz ~ 6875 MHz>
<Ant. 4>: -2.70 dBi
<Ant. 3>: 2.50 dBi
<6875 MHz ~ 7125 MHz>
<Ant. 4>: -3.50 dBi
<Ant. 3>: -0.30 dBi</td></tr>
<tr><td>Type of Modulation</td><td>802.11a : OFDM (BPSK/QPSK/16QAM/64QAM)
802.11ax : OFDMA
(BPSK/QPSK/16QAM/64QAM/256QAM/1024QAM)</td></tr>
<tr><td>Antenna Function Description</td><td><table><tr><th></th><th>Ant. 4</th><th>Ant. 3</th></tr><tr><td>802.11a/ax MIMO</td><td>V</td><td>V</td></tr></table></td></tr>
</table>

Remark:

1. MIMO Ant. 4+3 Directional Gain is a calculated result from MIMO Ant. 4 and MIMO Ant. 3. The formula used in calculation is documented in section 1.2.1.
2. Power of MIMO Ant. 4 + Ant. 3 is a calculated result from sum of the power MIMO Ant. 4 and MIMO Ant. 3.
3. The EUT's information above is declared by manufacturer. Please refer to Comments and Explanations in report summary.

1.2.1 Antenna Directional Gain

<For CDD Mode>

Follows FCC KDB 662911 D01 Multiple Transmitter Output v02r01 F)2)f)ii)

Directional gain = G_{ANT} + Array Gain, where Array Gain is as follows:

For power measurements on IEEE 802.11 devices,

Array Gain = 0 dB (i.e., no array gain) for $N_{ANT} \leq 4$.

G_{ANT} is set equal to the gain of the antenna having the highest gain.

For PSD measurements, the directional gain calculation.

$$DirectionalGain = 10 \cdot \log \left[\frac{\sum_{j=1}^{N_{SS}} \left\{ \sum_{k=1}^{N_{ANT}} g_{j,k} \right\}^2}{N_{ANT}} \right]$$

where

Each antenna is driven by no more than one spatial stream;

N_{SS} = the number of independent spatial streams of data;

N_{ANT} = the total number of antennas

$g_{j,k} = 10^{G_k/20}$ if the kth antenna is being fed by spatial stream j, or zero if it is not;

G_k is the gain in dBi of the kth antenna.

As minimum N_{SS}=1 is supported by EUT, the formula can be simplified as:

Directional gain = $10*\log[(10^{G1/20} + 10^{G2/20} + \ldots + 10^{GN/20})^2 / N_{ANT}]$ dBi

Where G1, G2….GN denote single antenna gain.

The directional gain "DG" is calculated as following table.

	Ant 4 (dBi)	Ant 3 (dBi)	DG for Power (dBi)	DG for PSD (dBi)
5925 MHz ~ 6425 MHz	0.30	0.30	0.30	3.31
6425 MHz ~ 6525 MHz	-3.60	2.40	2.40	2.92
6525 MHz ~ 6875 MHz	-2.70	2.50	2.50	3.29
6875 MHz ~ 7125 MHz	-3.50	-0.30	-0.30	1.26

Calculation example:

If a device has two antenna, G_{ANT1}= 0.30 dBi; G_{ANT2}=0.30 dBi

Directional gain of power measurement = max(0.30, 0.30) + 0 = 0.30 dBi

Directional gain of PSD derived from formula which is

10 x log { { [10^ (0.30 dBi / 20) + 10^ (0.30 dBi / 20)] ^ 2 } / 2 }

=3.31 dBi

1.3 Modification of EUT

No modifications made to the EUT during the testing.

1.4 Testing Location

Test Site	Sporton International Inc. EMC & Wireless Communications Laboratory
Test Site Location	No.52, Huaya 1st Rd., Guishan Dist., Taoyuan City 333, Taiwan (R.O.C.) TEL: +886-3-327-3456 FAX: +886-3-328-4978
Test Site No.	**Sporton Site No.**
	DF02-HY, CO05-HY

Note: The test site complies with ANSI C63.4 2014 requirement.

Test Site	Sporton International Inc. Wensan Laboratory
Test Site Location	No.58, Aly. 75, Ln. 564, Wenhua 3rd, Rd., Guishan Dist., Taoyuan City 333010, Taiwan (R.O.C.) TEL: +886-3-327-0868 FAX: +886-3-327-0855
Test Site No.	**Sporton Site No.**
	TH05-HY, 03CH15-HY (TAF Code: 3786)
Remark	The Conducted and Unwanted Emissions test item subcontracted to Sporton International Inc. Wensan Laboratory

Note: The test site complies with ANSI C63.4 2014 requirement.

FCC designation No.: TW1190 and TW3786

1.5 Applicable Standards

According to the specifications declared by the manufacturer, the EUT must comply with the requirements of the following standards:

- FCC Part 15 Subpart E
- FCC KDB 789033 D02 General UNII Test Procedures New Rules v02r01.
- FCC KDB 987594 D02 U-NII 6 GHz EMC Measurement v01r01
- FCC KDB 414788 D01 Radiated Test Site v01r01.
- FCC KDB 662911 D01 Multiple Transmitter Output v02r01.
- ANSI C63.10-2013

Remark:

1. All the test items were validated and recorded in accordance with the standards without any modification during the testing.
2. The TAF code is not including all the FCC KDB listed without accreditation.
3. This EUT has also been tested and complied with the requirements of FCC Part 15, Subpart B, recorded in a separate test report.

2 Test Configuration of Equipment Under Test

a. The EUT has been associated with peripherals and configuration operated in a manner tended to maximize its emission characteristics in a typical application. Frequency range investigated: conduction emission (150 kHz to 30 MHz), radiation emission (9 kHz to the 10th harmonic of the highest fundamental frequency or to 40 GHz, whichever is lower). For radiated measurement, the measured emission level of the EUT was maximized by rotating the EUT on a turntable, adjusting the orientation of the EUT and EUT antenna in three orthogonal axis (X: flat, Y: portrait, Z: landscape) and accessory (Adapter or Earphone), and adjusting the measurement antenna orientation, following C63.10 exploratory test procedures and only the worst case emissions were reported in this report.

b. AC power line Conducted Emission was tested under maximum output power.

2.1 Carrier Frequency and Channel

BW 20M	**Channel**	1	5	9	13	17	21	25	29
	Freq. (MHz)	5955	5975	5995	6015	6035	6055	6075	6095
BW 40M	**Channel**	3		11		19		27	
	Freq. (MHz)	5965		6005		6045		6085	
BW 80M	**Channel**	7				23			
	Freq. (MHz)	5985				6065			

BW 20M	**Channel**	33	37	41	45	49	53	57	61
	Freq. (MHz)	6115	6135	6155	6175	6195	6215	6235	6255
BW 40M	**Channel**	35		43		51		59	
	Freq. (MHz)	6125		6165		6205		6245	
BW 80M	**Channel**	39				55			
	Freq. (MHz)	6145				6225			

BW 20M	**Channel**	65	69	73	77	81	85	89	93
	Freq. (MHz)	6275	6295	6315	6335	6355	6375	6395	6415
BW 40M	**Channel**	67		75		83		91	
	Freq. (MHz)	6285		6325		6365		6405	
BW 80M	**Channel**	71				87			
	Freq. (MHz)	6305				6385			

BW 20M	Channel	97	101	105	109	113	117	121	125
	Freq. (MHz)	6435	6455	6475	6495	6515	6535	6555	6575
BW 40M	Channel	99		107		115		123	
	Freq. (MHz)	6445		6485		6525		6565	
BW 80M	Channel	103				119			
	Freq. (MHz)	6465				6545			

BW 20M	Channel	129	133	137	141	145	149	153	157
	Freq. (MHz)	6595	6615	6635	6655	6675	6695	6715	6735
BW 40M	Channel	131		139		147		155	
	Freq. (MHz)	6605		6645		6685		6725	
BW 80M	Channel	135				151			
	Freq. (MHz)	6625				6705			

BW 20M	Channel	161	165	169	173	177	181	185	189
	Freq. (MHz)	6755	6775	6795	6815	6835	6855	6875	6895
BW 40M	Channel	163		171		179		187	
	Freq. (MHz)	6765		6805		6845		6885	
BW 80M	Channel	167				183			
	Freq. (MHz)	6785				6865			

BW 20M	Channel	193	197	201	205	209	213	217	221
	Freq. (MHz)	6915	6935	6955	6975	6995	7015	7035	7055
BW 40M	Channel	195		203		211		219	
	Freq. (MHz)	6925		6965		7005		7045	
BW 80M	Channel	199				215			
	Freq. (MHz)	6945				7025			

BW 20M	Channel	225	229
	Freq. (MHz)	7075	7095
BW 40M	Channel	227	
	Freq. (MHz)	7085	

2.2 Test Mode

This device support 26/52/106/242/484/996-tone RU.

The PSD of partial RU is reduced to be smaller than full RU according to TCB workshop interim guidance Oct., 2018.

The 242-tone RU is covered by 20MHz channel, 484-tone RU is covered by 40MHz channel and 996-tone RU is covered by 80MHz channel.

The 802.11ax mode is investigated among different tones, full resource units (RU), partial resource units. The partial RU has no higher power than full RU's, thus the full RU is chosen as main test configuration.

The final test modes include the worst data rates for each modulation shown in the table below.

MIMO Mode

Modulation	Data Rate
802.11a	6Mbps
802.11ax HE20	MCS0
802.11ax HE40	MCS0
802.11ax HE80	MCS0

Test Cases	
AC Conducted Emission	Mode 1 : GSM850 Idle + WLAN (6GHz) Link + Bluetooth Link + USB Cable 2 (Charging from AC Adapter 1)

Remark:
1. For Radiated Test Cases, the tests were performed with Adapter 1and USB Cable 2.
2. During the preliminary test, both charging modes (Adapter mode and WPT Client mode) were verified. It is determined that the adaptor mode is the worst case for official test.

Based on ANSI C63.10 clause 5.6.2.2, b) spurious emissions,

Measure the mode with the highest output power and the mode with highest output power spectral density for each modulation family.

		5.6.2.2 (b) Spurious Emissions
UNII-5	20MHz	Covered by 80MHz
	40MHz	Covered by 80MHz
	80MHz	Test
UNII-6	20MHz	Covered by 80MHz
	40MHz	Covered by 80MHz
	80MHz	Test
UNII-7	20MHz	Covered by 80MHz
	40MHz	Covered by 80MHz
	80MHz	Test
UNII-8	20MHz	Covered by 80MHz
	40MHz	Covered by 80MHz
	80MHz	Test

Ch. #		UNII-5 (5925-6425 MHz)	UNII-6 (6425-6525 MHz)	UNII-7 (6525-6875 MHz)	UNII-8 (6875-7125 MHz)
		802.11a	802.11a	802.11a	802.11a
L	Low	001	-	-	-
M	Middle	-	-	-	-
H	High	-	-	-	229
Straddle		-	-	-	-

Ch. #		UNII-5 (5925-6425 MHz)	UNII-6 (6425-6525 MHz)	UNII-7 (6525-6875 MHz)	UNII-8 (6875-7125 MHz)
		802.11ax HE20	802.11ax HE20	802.11ax HE20	802.11ax HE20
L	Low	001	-	-	-
M	Middle	-	-	-	-
H	High	-	-	-	229
Straddle		-	-	-	-

Ch. #		UNII-5 (5925-6425 MHz)	UNII-6 (6425-6525 MHz)	UNII-7 (6525-6875 MHz)	UNII-8 (6875-7125 MHz)
		802.11ax HE40	802.11ax HE40	802.11ax HE40	802.11ax HE40
L	Low	003	-	-	-
M	Middle	-	-	-	-
H	High	-	-	-	227
Straddle		-	-	-	-

Ch. #		UNII-5 (5925-6425 MHz)	UNII-6 (6425-6525 MHz)	UNII-7 (6525-6875 MHz)	UNII-8 (6875-7125 MHz)
		802.11ax HE80	802.11ax HE80	802.11ax HE80	802.11ax HE80
L	Low	007	103	-	199
M	Middle	-		151	-
H	High	087		-	215
Straddle		-	119	183	-

Remark: For radiation spurious emission, the modulation and the data rate picked for testing are determined by the Max. RF conducted power.

2.3 Connection Diagram of Test System

<AC Conducted Emission Mode>

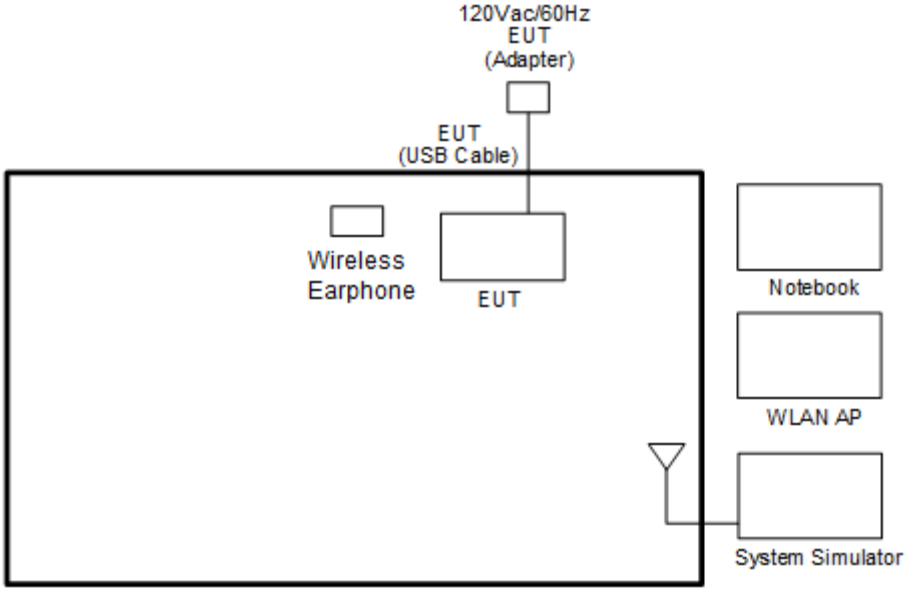

<WLAN Tx Mode>

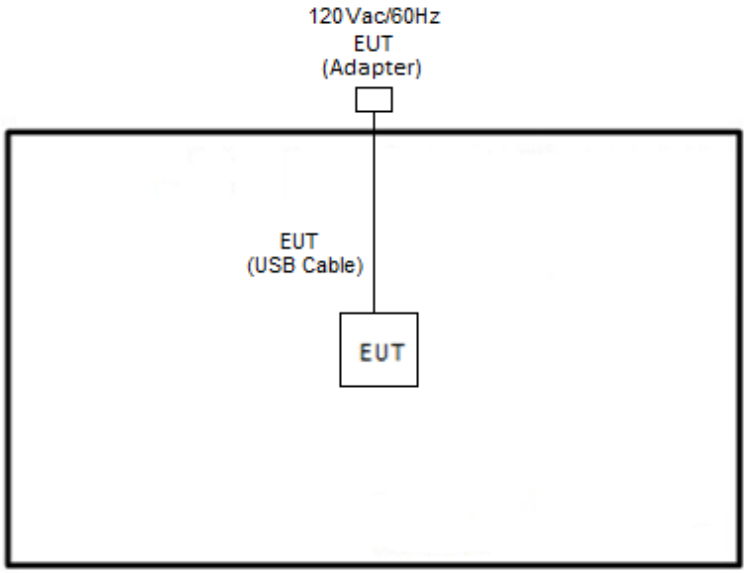

2.4 Support Unit used in test configuration and system

Item	Equipment	Brand Name	Model Name	FCC ID	Data Cable	Power Cord
1.	System Simulator	Anritsu	MT8820C	N/A	N/A	Unshielded,1.8m
2.	Wireless Earphone	Google	G1007/G1008	A4RG1007/ A4RG1008	N/A	N/A
3.	WLAN AP	NETGEAR64	RAXE500	N/A	N/A	Unshielded,1.8m
4.	Notebook	Dell	Latitude 3400	FCC DoC	N/A	AC I/P: Unshielded, 1.2 m DC O/P: Shielded, 1.8 m

2.5 EUT Operation Test Setup

The RF test items, utility “QRCT4.0.00197.0” was installed in Notebook which was programmed in order to make the EUT get into the engineering modes to provide channel selection, power level, data rate and the application type and for continuous transmitting signals.

2.6 Measurement Results Explanation Example

For all conducted test items:

The offset level is set in the spectrum analyzer to compensate the RF cable loss and attenuator factor between EUT conducted output port and spectrum analyzer. With the offset compensation, the spectrum analyzer reading level is exactly the EUT RF output level.

Example :

The spectrum analyzer offset is derived from RF cable loss and attenuator factor.

Offset = RF cable loss + attenuator factor.

Following shows an offset computation example with cable loss 4.2 dB and 10dB attenuator.

Offset(dB) = RF cable loss(dB) + attenuator factor(dB).

= 4.2 + 10 = 14.2 (dB)

3 Test Result

3.1 26dB & 99% Occupied Bandwidth Measurement

3.1.1 Limit of 26dB & 99% Occupied Bandwidth

<FCC 14-30 CFR 15.407>

(a)(10) The maximum transmitter channel bandwidth for U-NII devices in the 5.925-7.125 GHz band is 320 megahertz.

3.1.2 Measuring Instruments

Please refer to the measuring equipment list in this test report.

3.1.3 Test Procedures

1. The testing follows FCC KDB 789033 D02 General UNII Test Procedures New Rules v02r01. Section C) Emission bandwidth
2. Set RBW = approximately 1% of the emission bandwidth.
3. Set the VBW > RBW.
4. Detector = Peak.
5. Trace mode = max hold
6. Measure the maximum width of the emission that is 26 dB down from the peak of the emission. Compare this with the RBW setting of the analyzer. Readjust RBW and repeat measurement as needed until the RBW/EBW ratio is approximately 1%.
7. For 99% Bandwidth Measurement, the spectrum analyzer's resolution bandwidth (RBW) is set 1-5% of the emission bandwidth and set the Video bandwidth (VBW) ≥ 3 * RBW.
8. Measure and record the results in the test report.

3.1.4 Test Setup

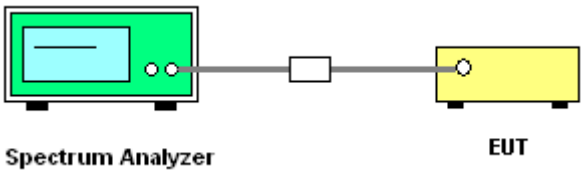

3.1.5 Test Result of 26dB & 99% Occupied Bandwidth

Please refer to Appendix A.

MIMO <Ant. 4+3>

<802.11a>

26dB Bandwidth

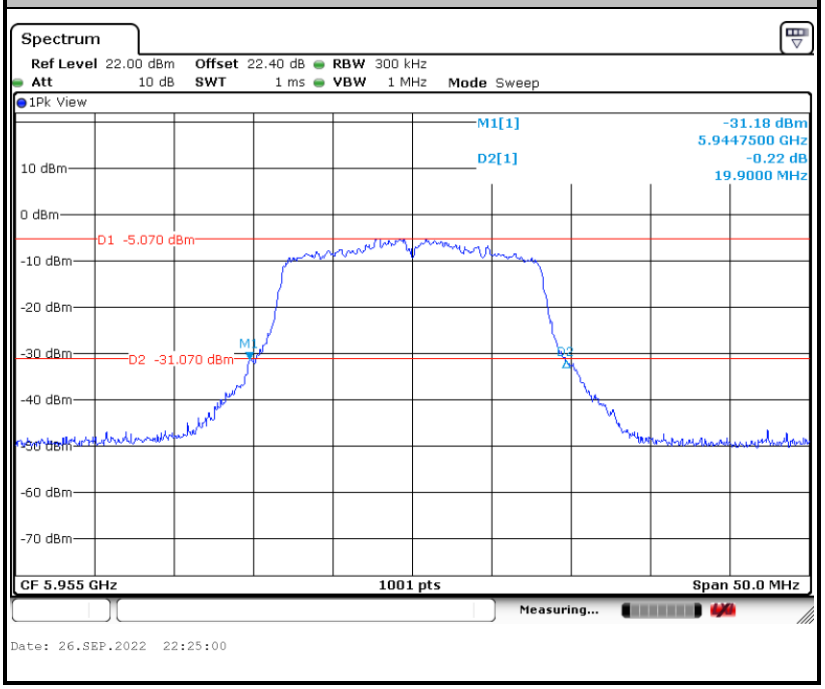

99% Occupied Bandwidth

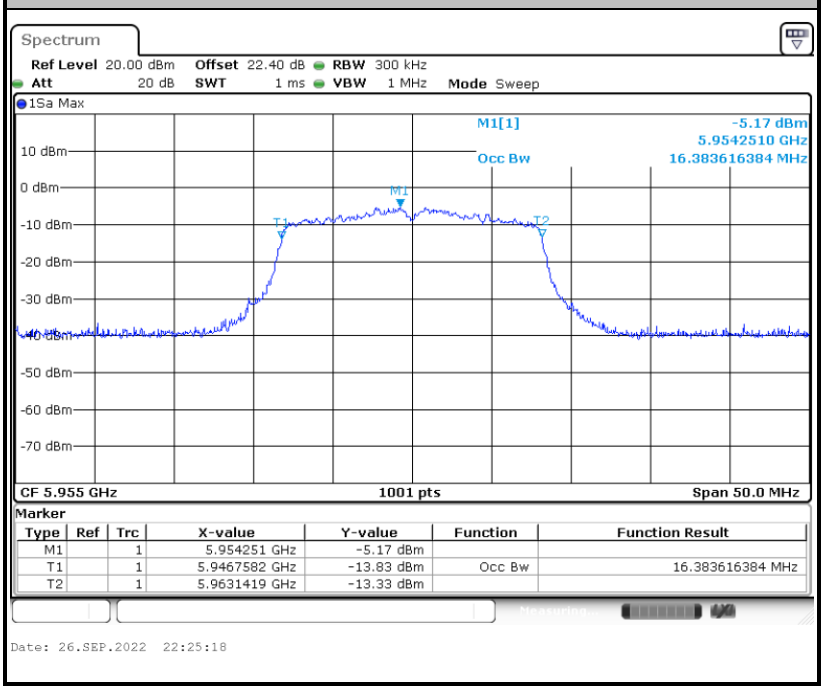

Note: The occupied channel bandwidth is maintained within the band of operation for all of the modulations.

<802.11ax HE20>

26dB Bandwidth

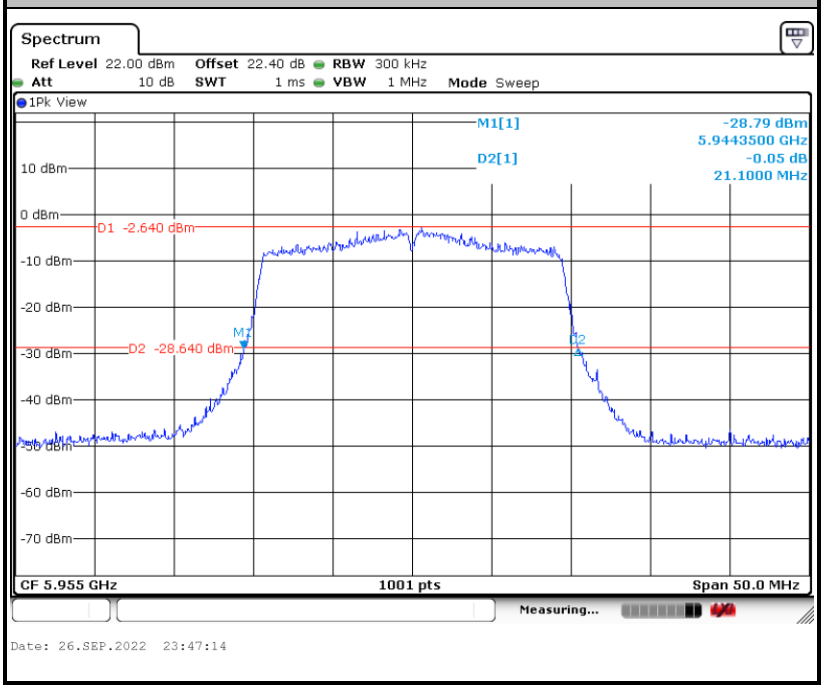

99% Occupied Bandwidth

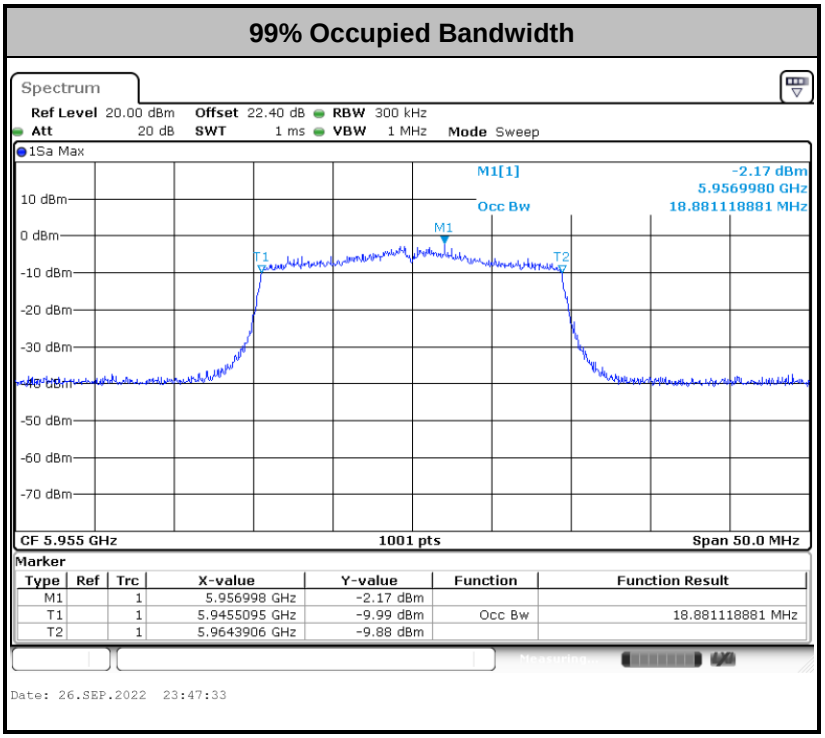

Note: The occupied channel bandwidth is maintained within the band of operation for all of the modulations.

<802.11ax HE40>

26dB Bandwidth

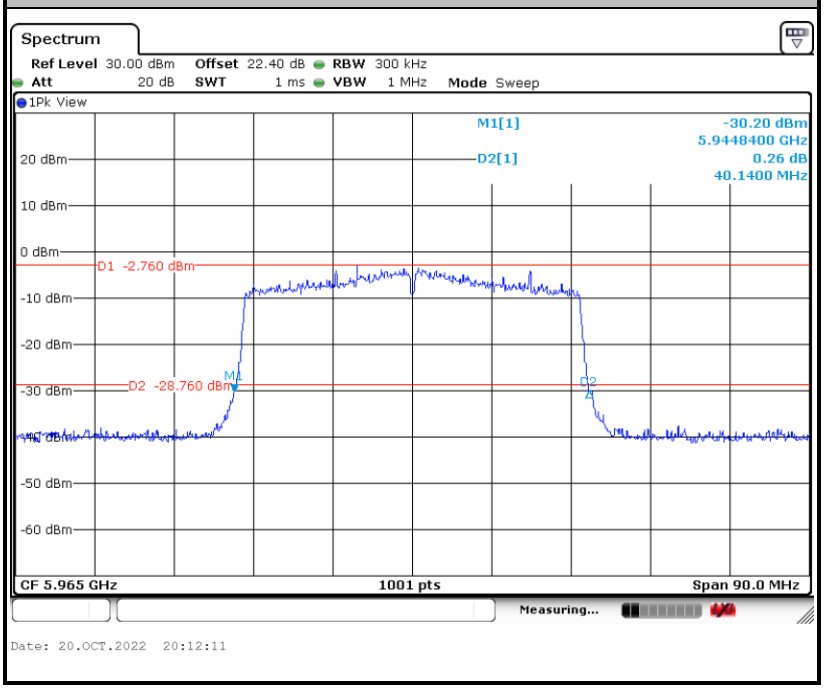

99% Occupied Bandwidth

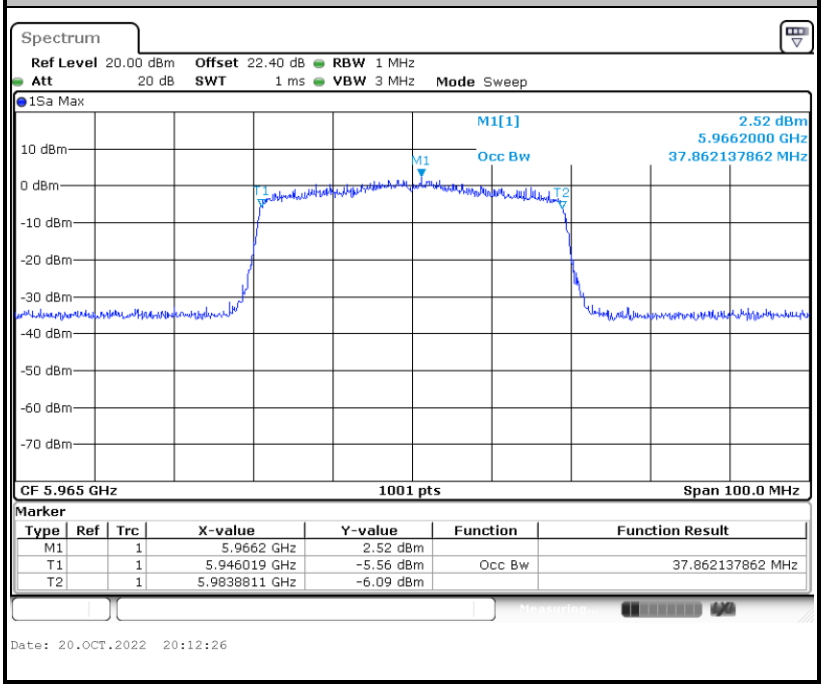

Note: The occupied channel bandwidth is maintained within the band of operation for all of the modulations.

<802.11ax HE80>

26dB Bandwidth

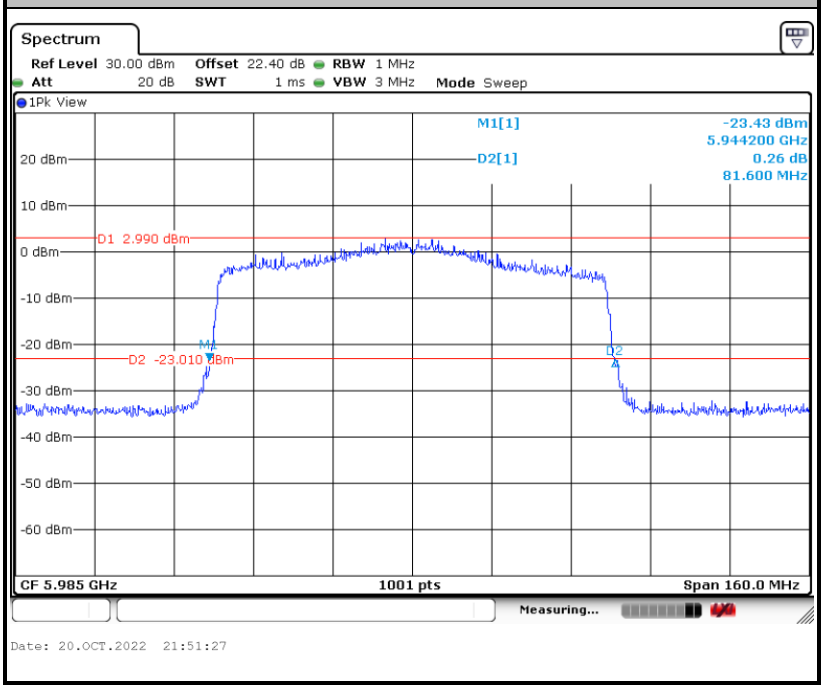

99% Occupied Bandwidth

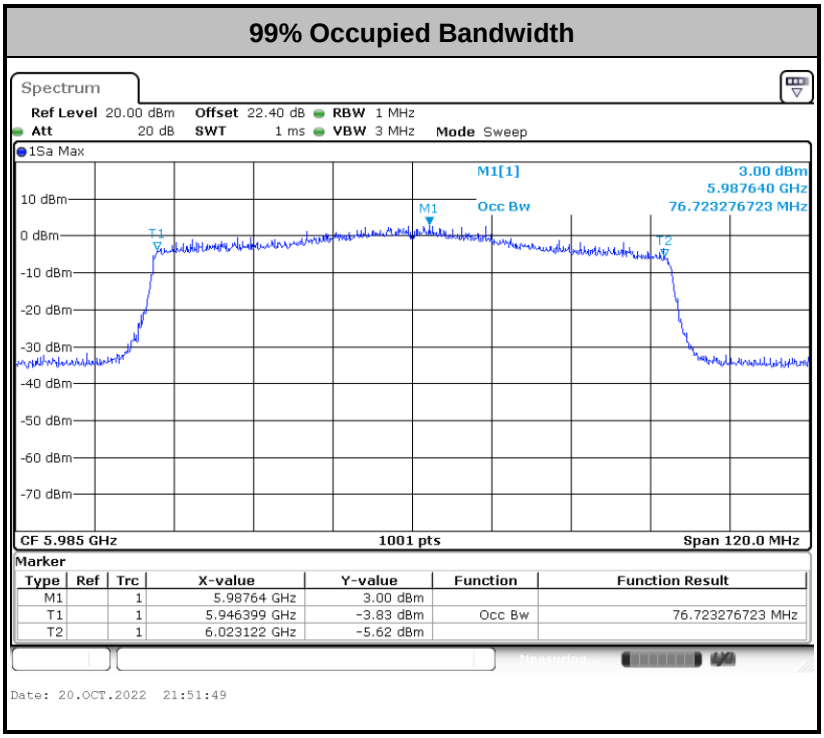

Note: The occupied channel bandwidth is maintained within the band of operation for all of the modulations.

3.2 Fundamental Maximum EIRP Measurement

3.2.1 Limit of Fundamental Maximum EIRP

<FCC 14-30 CFR 15.407>

(a)(8) For client devices operating under the control of an indoor access point in the 5.925-7.125 GHz bands, the maximum e.i.r.p. over the frequency band of operation must not exceed 24 dBm.

3.2.2 Measuring Instruments

Please refer to the measuring equipment list in this test report.

3.2.3 Test Procedures

The testing follows Method PM-G of FCC KDB 789033 D02 General UNII Test Procedures New Rules v02r01.

Method PM-G (Measurement using a gated RF average power meter):

1. Measurement is performed using a wideband RF power meter.
2. The EUT is configured to transmit at its maximum power control level.
3. Measure the average power of the transmitter.
4. Since the measurement is made only during the ON time of the transmitter, no duty cycle correction factor is required.
5. For MIMO mode, calculation method follows FCC KDB 662911 D01 Multiple Transmitter Output v02r01.

3.2.4 Test Setup

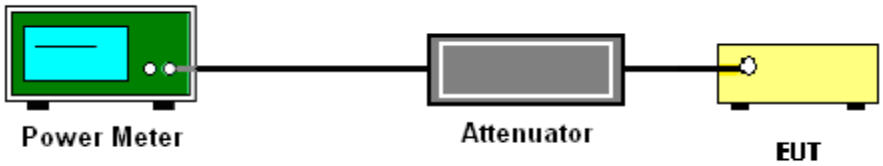

3.2.5 Test Result of Fundamental Maximum EIRP

Please refer to Appendix A.

3.3 Fundamental Power Spectral Density Measurement

3.3.1 Limit of Fundamental Power Spectral Density

<FCC 14-30 CFR 15.407>

(a)(8) For client devices operating under the control of an indoor access point in the 5.925-7.125 GHz bands, the maximum power spectral density must not exceed −1 dBm e.i.r.p. in any 1-megahertz band.

3.3.2 Measuring Instruments

Please refer to the measuring equipment list in this test report.

3.3.3 Test Procedures

The testing follows FCC KDB 789033 D02 General UNII Test Procedures New Rules v02r01.

Section F) Maximum power spectral density.

<For 802.11a Mode and 802.11ax Full RU Mode>

 # Method SA-1 #

(trace averaging with the EUT transmitting at full power throughout each sweep).

- Set span to encompass the entire emission bandwidth (EBW) of the signal.
- Set RBW = 1 MHz.
- Set VBW ≥ 3 MHz.
- Number of points in sweep ≥ 2 Span / RBW.
- Sweep time = auto.
- Detector = RMS
- Trace average at least 100 traces in power averaging mode.

<For 802.11ax Partial RU Mode>

 # Method SA-3 #

(power averaging (rms) detection with max hold):

- Set span to encompass the entire emission bandwidth (EBW) of the signal.
- Set RBW = 1 MHz.
- Set VBW ≥ 3 MHz.
- Number of points in sweep ≥ 2 Span / RBW.
- Sweep time ≤ (number of points in sweep) × T, when duty cycle is less than 98 percent where T is the minimum transmission duration over which the transmitter is on and is transmitting at its maximum power control level for the tested mode of operation.
  Detector = power averaging (rms).
- Trace mode = max hold.
- Allow max hold to run for at least 60 seconds, or longer as needed to allow the trace to stabilize.

1. The RF output of EUT was connected to the spectrum analyzer by a low loss cable.
2. Each plot has already offset with cable loss, and attenuator loss. Measure the PPSD and record it.
3. For MIMO mode, calculation method follows FCC KDB 662911 D01 Multiple Transmitter Output v02r01.

   Method (a): Measure and sum the spectra across the outputs.

   The total final Power Spectral Density is from a device with 2 transmitter outputs. The spectrum measurements of the individual outputs are all performed with the same span and number of points; the spectrum value in the first spectral bin of output 1 is summed with that in the first spectral bin of output 2 to obtain the value for the first frequency bin of the summed spectrum.

3.3.4 Test Setup

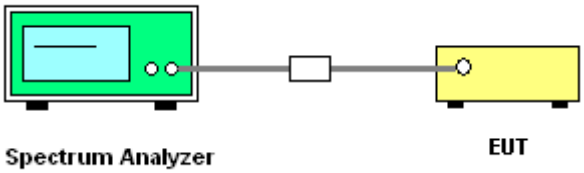

3.3.5 Test Result of Power Spectral Density

Please refer to Appendix A.

<802.11a>

Power Density Plot (dBm/MHz)
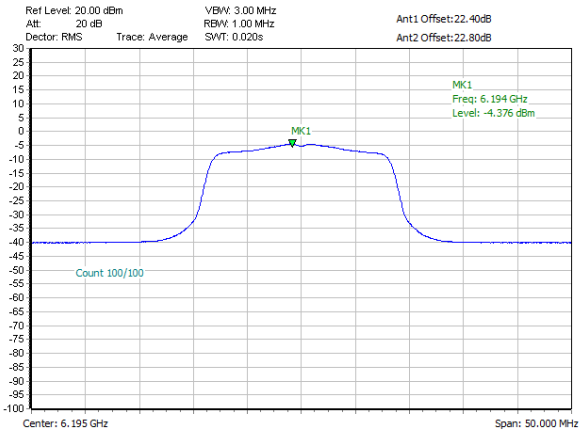

Note:

1. EIRP Power Density (dBm/MHz) = Measured value+ Duty Factor + Directional Gain
2. The test plot is showing a bin by bin combined result mathematically adds two traces.

Power Density Plot Trace 1 (Ant 4)	Power Density Plot Trace 2 (Ant 3)
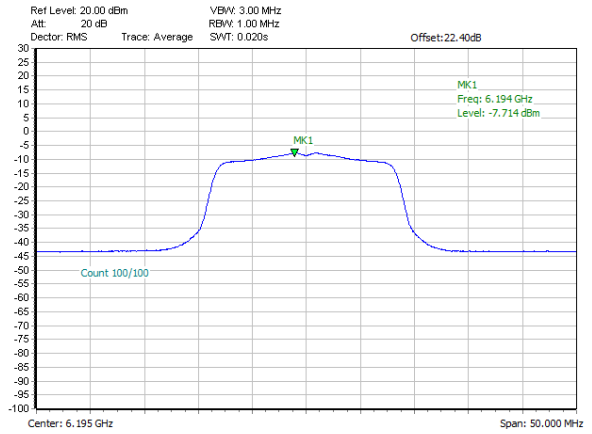	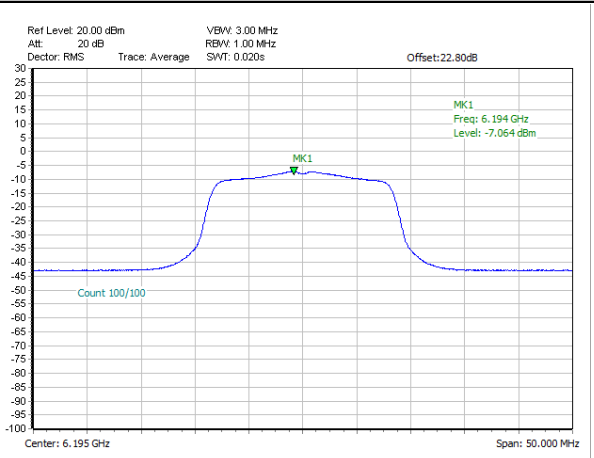

<802.11ax HE20 Full RU>

Power Density Plot (dBm/MHz)

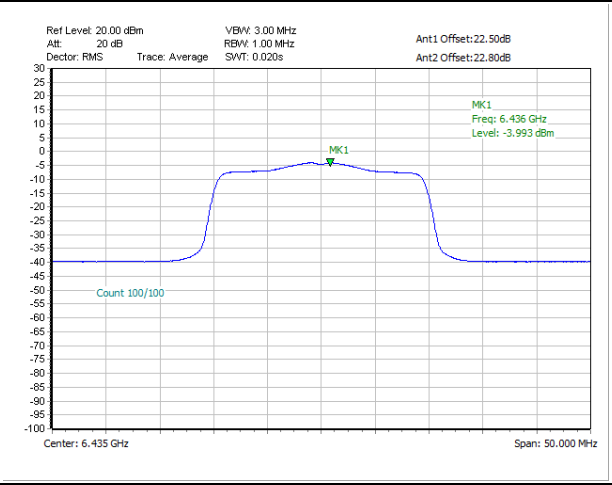

Note:

1. EIRP Power Density (dBm/MHz) = Measured value+ Duty Factor + Directional Gain
2. The test plot is showing a bin by bin combined result mathematically adds two traces.

Power Density Plot Trace 1 (Ant 4)	Power Density Plot Trace 2 (Ant 3)
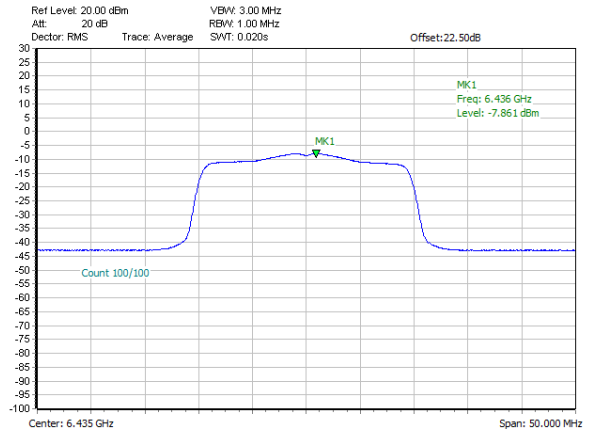	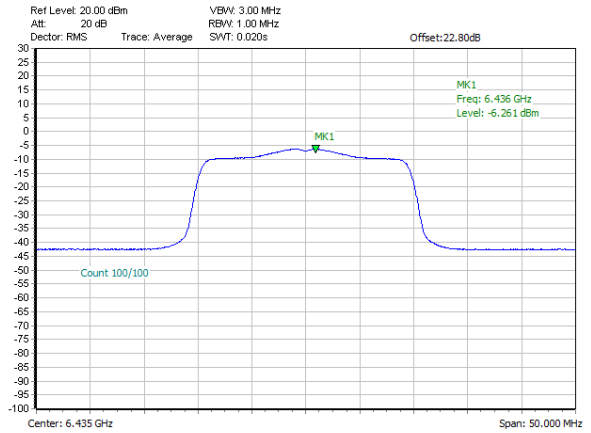

<802.11ax HE20 106 RU>

Power Density Plot (dBm/MHz)

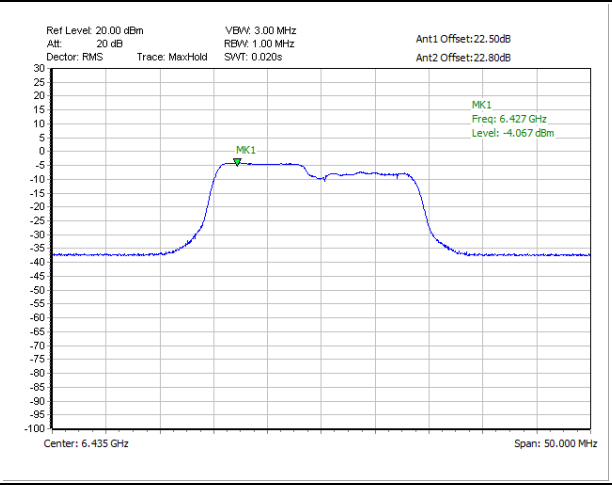

Note:

1. EIRP Power Density (dBm/MHz) = Measured value+ Duty Factor + Directional Gain
2. The test plot is showing a bin by bin combined result mathematically adds two traces.

Power Density Plot Trace 1 (Ant 4)	Power Density Plot Trace 2 (Ant 3)
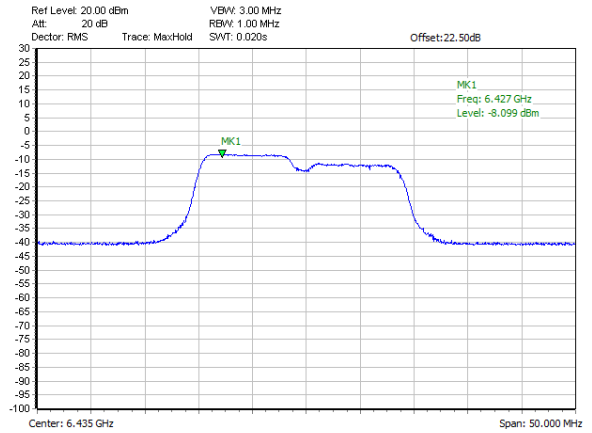	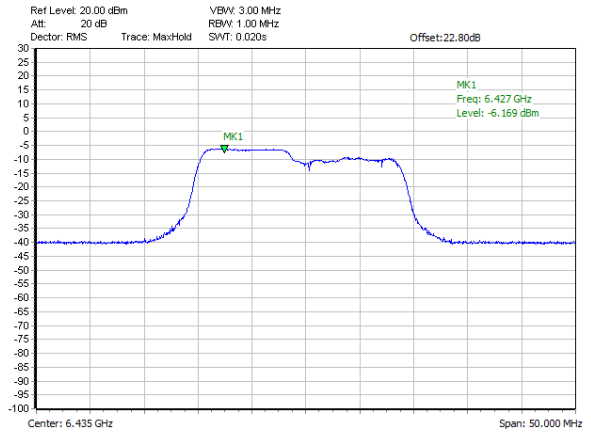

<802.11ax HE40>

Power Density Plot (dBm/MHz)
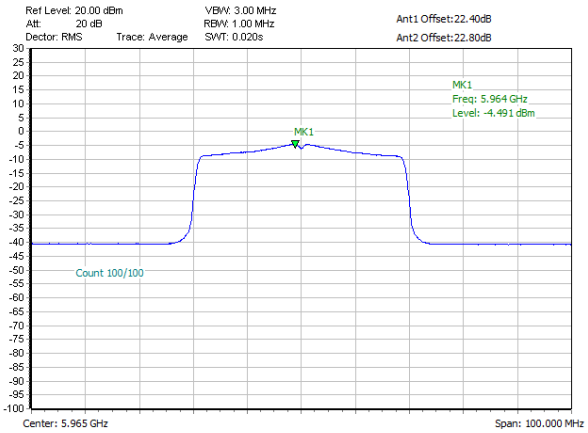

Note:

1. EIRP Power Density (dBm/MHz) = Measured value+ Duty Factor + Directional Gain
2. The test plot is showing a bin by bin combined result mathematically adds two traces.

Power Density Plot Trace 1 (Ant 4)	Power Density Plot Trace 2 (Ant 3)
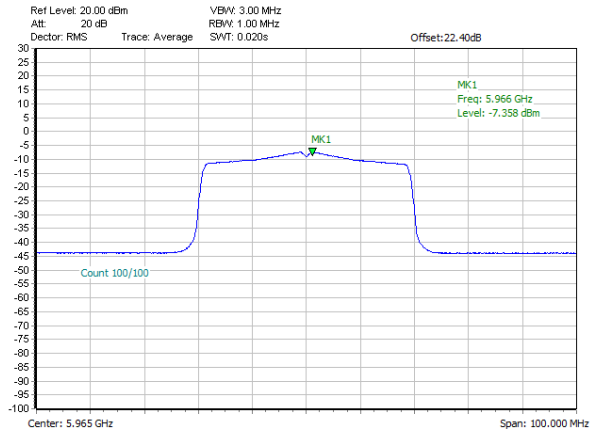	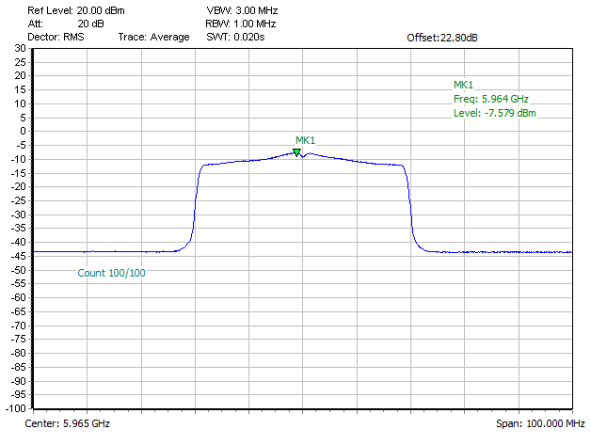

<802.11ax HE80>

Power Density Plot (dBm/MHz)

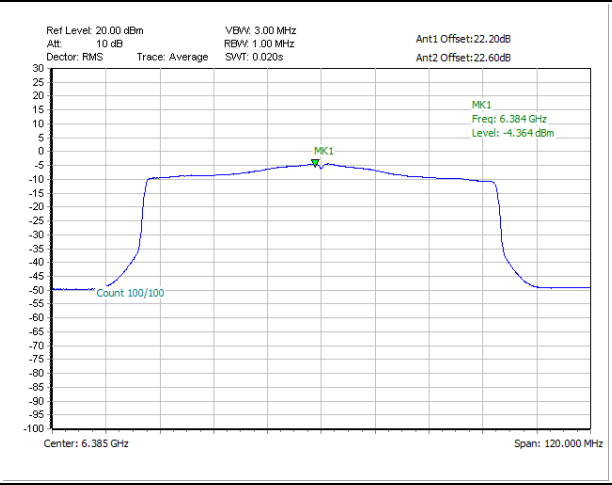

Note:

1. EIRP Power Density (dBm/MHz) = Measured value+ Duty Factor + Directional Gain
2. The test plot is showing a bin by bin combined result mathematically adds two traces.

Power Density Plot Trace 1 (Ant 4)	Power Density Plot Trace 2 (Ant 3)
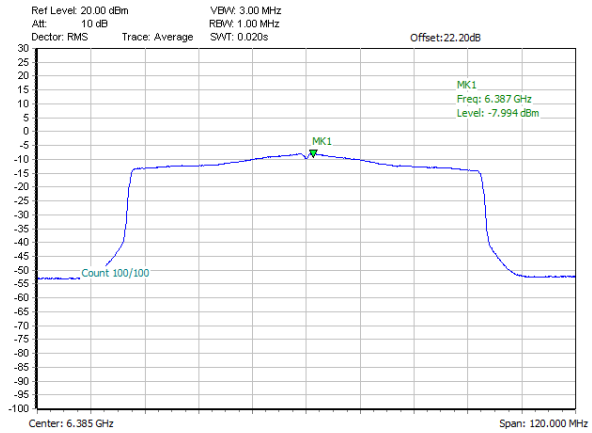	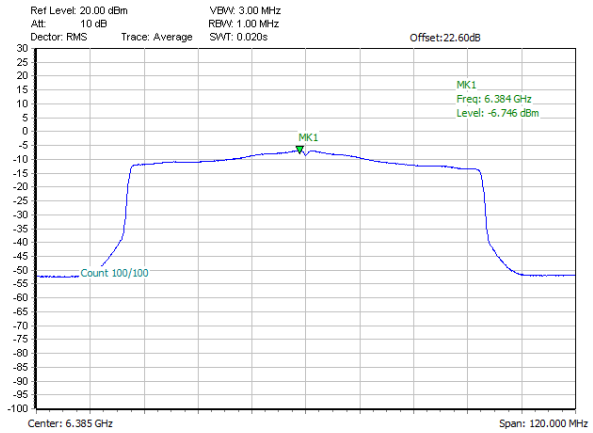

3.4 In-Band Emissions (Channel Mask)

3.4.1 Limit of Unwanted Emissions

<FCC 14-30 CFR 15.407>

(a)(6) For transmitters operating within the 5.925-7.125 GHz bands: Power spectral density must be suppressed by 20 dB at 1 MHz outside of channel edge, by 28 dB at one channel bandwidth from the channel center, and by 40 dB at one- and one-half times the channel bandwidth away from channel center. At frequencies between one megahertz outside an unlicensed device's channel edge and one channel bandwidth from the center of the channel, the limits must be linearly interpolated between 20 dB and 28 dB suppression, and at frequencies between one and one- and one-half times an unlicensed device's channel bandwidth, the limits must be linearly interpolated between 28 dB and 40 dB suppression. Emissions removed from the channel center by more than one- and one-half times the channel bandwidth must be suppressed by at least 40 dB.

3.4.2 Measuring Instruments

Please refer to the measuring equipment list in this test report.

3.4.3 Test Procedures

The testing follows FCC KDB 987594 D02 U-NII 6GHz EMC Measurement v01.

Section J) In-Band Emissions.

1. Take nominal bandwidth as reference channel bandwidth provided that 26 dB emission bandwidth is always larger than nominal bandwidth
2. Measure the power spectral density (which will be used for emissions mask reference) using the following procedure:

   a) Set the span to encompass the entire 26 dB EBW of the signal.

   b) Set RBW = same RBW used for 26 dB EBW measurement.

   c) Set VBW ≥ 3 X RBW

   d) Number of points in sweep ≥ [2 X span / RBW].

   e) Sweep time = auto.

   f) Detector = RMS (i.e., power averaging)

   g) Trace average at least 100 traces in power averaging (rms) mode.

   h) Use the peak search function on the instrument to find the peak of the spectrum.
3. Using the measuring equipment limit line function, develop the emissions mask based on the following requirements. The emissions power spectral density must be reduced below the peak power spectral density (in dB) as follows:

   a. Suppressed by 20 dB at 1 MHz outside of the channel edge.

   b. Suppressed by 28 dB at one channel bandwidth from the channel center.

   c. Suppressed by 40 dB at one- and one-half times the channel bandwidth from the channel center.
4. Adjust the span to encompass the entire mask as necessary.
5. Clear trace.
6. Trace average at least 100 traces in power averaging (rms) mode.
7. Adjust the reference level as necessary so that the crest of the channel touches the top of the emission mask.

3.4.4 Test Setup

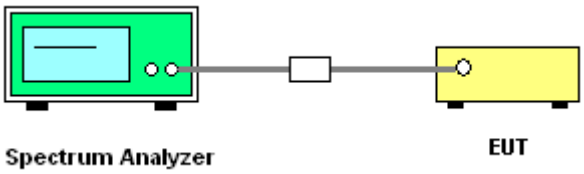

3.4.5 Test Result

MIMO <Ant. 4+3(4)>

EUT Mode :	802.11a

Plot on Channel 5955MHz

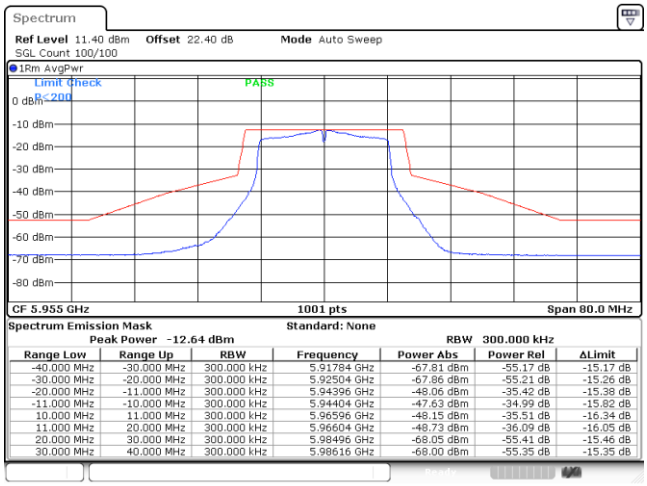

Range Low	Range Up	RBW	Frequency	Power Abs	Power Rel	ΔLimit
-40.000 MHz	-30.000 MHz	300.000 kHz	5.91784 GHz	-67.81 dBm	-55.17 dB	-15.17 dB
-30.000 MHz	-20.000 MHz	300.000 kHz	5.92504 GHz	-67.86 dBm	-55.21 dB	-15.26 dB
-20.000 MHz	-11.000 MHz	300.000 kHz	5.94396 GHz	-48.06 dBm	-35.42 dB	-15.38 dB
-11.000 MHz	-10.000 MHz	300.000 kHz	5.94404 GHz	-47.63 dBm	-34.99 dB	-15.82 dB
10.000 MHz	11.000 MHz	300.000 kHz	5.96596 GHz	-48.15 dBm	-35.51 dB	-16.34 dB
11.000 MHz	20.000 MHz	300.000 kHz	5.96604 GHz	-48.73 dBm	-36.09 dB	-16.05 dB
20.000 MHz	30.000 MHz	300.000 kHz	5.98496 GHz	-68.05 dBm	-55.41 dB	-15.46 dB
30.000 MHz	40.000 MHz	300.000 kHz	5.98616 GHz	-68.00 dBm	-55.35 dB	-15.35 dB

Date: 26.SEP.2022 22:26:23

Plot on Channel 6195MHz

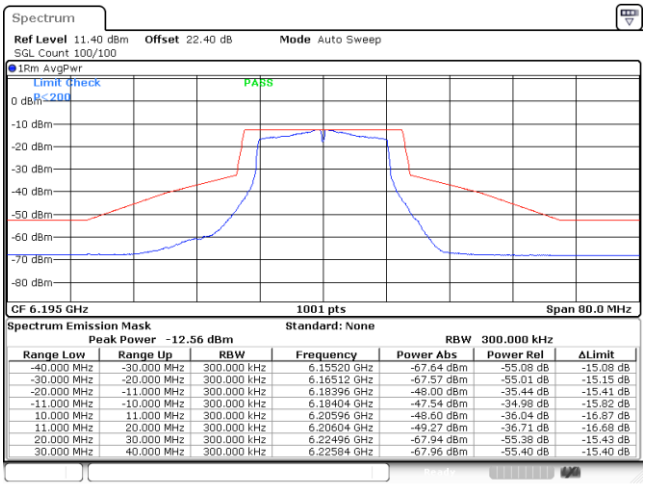

Range Low	Range Up	RBW	Frequency	Power Abs	Power Rel	ΔLimit
-40.000 MHz	-30.000 MHz	300.000 kHz	6.15520 GHz	-67.64 dBm	-55.08 dB	-15.08 dB
-30.000 MHz	-20.000 MHz	300.000 kHz	6.16512 GHz	-67.57 dBm	-55.01 dB	-15.15 dB
-20.000 MHz	-11.000 MHz	300.000 kHz	6.18396 GHz	-48.00 dBm	-35.44 dB	-15.41 dB
-11.000 MHz	-10.000 MHz	300.000 kHz	6.18404 GHz	-47.54 dBm	-34.98 dB	-15.82 dB
10.000 MHz	11.000 MHz	300.000 kHz	6.20596 GHz	-48.60 dBm	-36.04 dB	-16.87 dB
11.000 MHz	20.000 MHz	300.000 kHz	6.20604 GHz	-49.27 dBm	-36.71 dB	-16.68 dB
20.000 MHz	30.000 MHz	300.000 kHz	6.22496 GHz	-67.94 dBm	-55.38 dB	-15.43 dB
30.000 MHz	40.000 MHz	300.000 kHz	6.22584 GHz	-67.96 dBm	-55.40 dB	-15.40 dB

Date: 26.SEP.2022 22:32:16

Plot on Channel 6415MHz

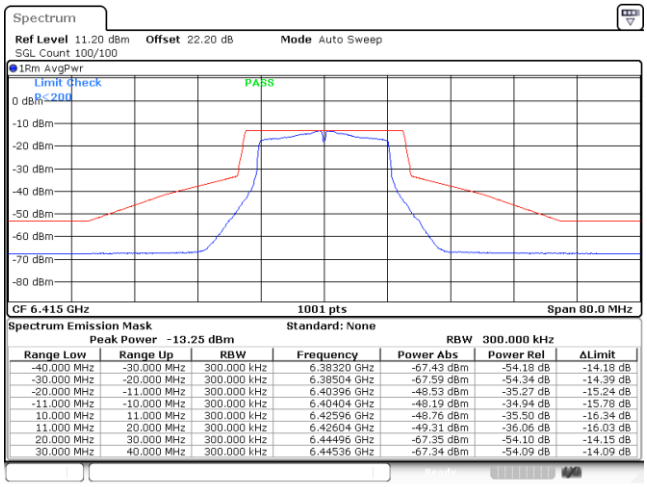

Range Low	Range Up	RBW	Frequency	Power Abs	Power Rel	ΔLimit
-40.000 MHz	-30.000 MHz	300.000 kHz	6.38320 GHz	-67.43 dBm	-54.18 dB	-14.18 dB
-30.000 MHz	-20.000 MHz	300.000 kHz	6.38504 GHz	-67.59 dBm	-54.34 dB	-14.39 dB
-20.000 MHz	-11.000 MHz	300.000 kHz	6.40396 GHz	-48.53 dBm	-35.27 dB	-15.24 dB
-11.000 MHz	-10.000 MHz	300.000 kHz	6.40404 GHz	-48.19 dBm	-34.94 dB	-15.78 dB
10.000 MHz	11.000 MHz	300.000 kHz	6.42596 GHz	-48.76 dBm	-35.50 dB	-16.34 dB
11.000 MHz	20.000 MHz	300.000 kHz	6.42604 GHz	-49.31 dBm	-36.06 dB	-16.03 dB
20.000 MHz	30.000 MHz	300.000 kHz	6.44496 GHz	-67.35 dBm	-54.10 dB	-14.15 dB
30.000 MHz	40.000 MHz	300.000 kHz	6.44536 GHz	-67.34 dBm	-54.09 dB	-14.09 dB

Date: 26.SEP.2022 22:35:44

Plot on Channel 6435MHz

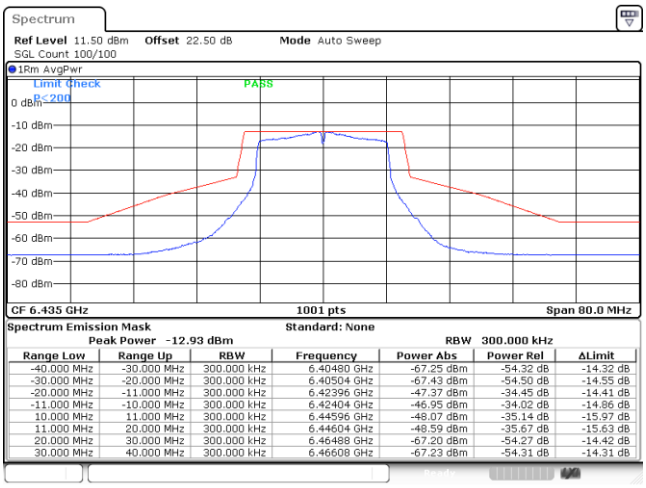

Range Low	Range Up	RBW	Frequency	Power Abs	Power Rel	ΔLimit
-40.000 MHz	-30.000 MHz	300.000 kHz	6.40480 GHz	-67.25 dBm	-54.32 dB	-14.32 dB
-30.000 MHz	-20.000 MHz	300.000 kHz	6.40504 GHz	-67.43 dBm	-54.50 dB	-14.55 dB
-20.000 MHz	-11.000 MHz	300.000 kHz	6.42396 GHz	-47.37 dBm	-34.45 dB	-14.41 dB
-11.000 MHz	-10.000 MHz	300.000 kHz	6.42404 GHz	-46.95 dBm	-34.02 dB	-14.86 dB
10.000 MHz	11.000 MHz	300.000 kHz	6.44596 GHz	-48.07 dBm	-35.14 dB	-15.97 dB
11.000 MHz	20.000 MHz	300.000 kHz	6.44604 GHz	-48.59 dBm	-35.67 dB	-15.63 dB
20.000 MHz	30.000 MHz	300.000 kHz	6.46488 GHz	-67.20 dBm	-54.27 dB	-14.42 dB
30.000 MHz	40.000 MHz	300.000 kHz	6.46608 GHz	-67.23 dBm	-54.31 dB	-14.31 dB

Date: 26.SEP.2022 22:51:35

Plot on Channel 6475MHz

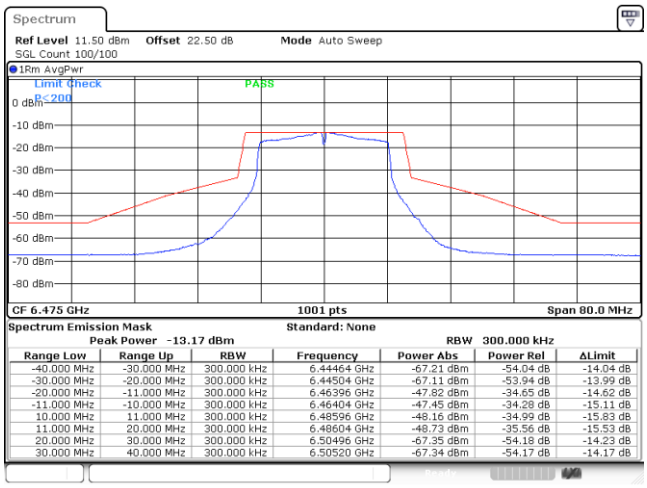

Spectrum Emission Mask Standard: None
Peak Power -13.17 dBm RBW 300.000 kHz

Range Low	Range Up	RBW	Frequency	Power Abs	Power Rel	ΔLimit
-40.000 MHz	-30.000 MHz	300.000 kHz	6.44464 GHz	-67.21 dBm	-54.04 dB	-14.04 dB
-30.000 MHz	-20.000 MHz	300.000 kHz	6.44504 GHz	-67.11 dBm	-53.94 dB	-13.99 dB
-20.000 MHz	-11.000 MHz	300.000 kHz	6.46396 GHz	-47.82 dBm	-34.65 dB	-14.62 dB
-11.000 MHz	-10.000 MHz	300.000 kHz	6.46404 GHz	-47.45 dBm	-34.28 dB	-15.11 dB
10.000 MHz	11.000 MHz	300.000 kHz	6.48596 GHz	-48.16 dBm	-34.99 dB	-15.83 dB
11.000 MHz	20.000 MHz	300.000 kHz	6.48604 GHz	-48.73 dBm	-35.56 dB	-15.53 dB
20.000 MHz	30.000 MHz	300.000 kHz	6.50496 GHz	-67.35 dBm	-54.18 dB	-14.23 dB
30.000 MHz	40.000 MHz	300.000 kHz	6.50520 GHz	-67.34 dBm	-54.17 dB	-14.17 dB

Date: 26.SEP.2022 22:54:39

Plot on Channel 6515MHz

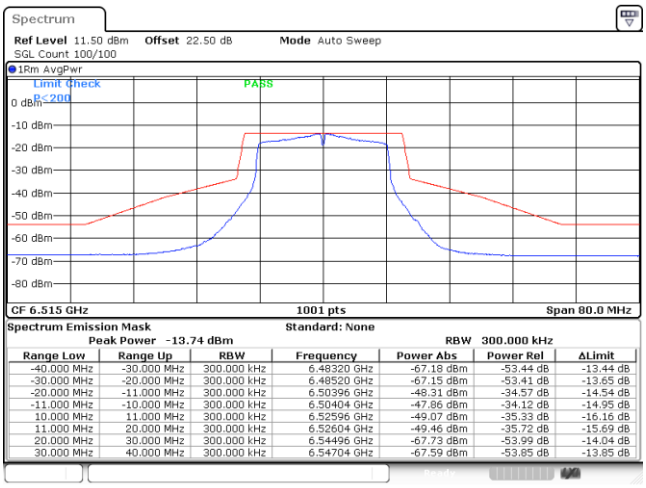

Spectrum Emission Mask Standard: None
Peak Power -13.74 dBm RBW 300.000 kHz

Range Low	Range Up	RBW	Frequency	Power Abs	Power Rel	ΔLimit
-40.000 MHz	-30.000 MHz	300.000 kHz	6.48320 GHz	-67.18 dBm	-53.44 dB	-13.44 dB
-30.000 MHz	-20.000 MHz	300.000 kHz	6.48520 GHz	-67.15 dBm	-53.41 dB	-13.65 dB
-20.000 MHz	-11.000 MHz	300.000 kHz	6.50396 GHz	-48.31 dBm	-34.57 dB	-14.54 dB
-11.000 MHz	-10.000 MHz	300.000 kHz	6.50404 GHz	-47.86 dBm	-34.12 dB	-14.95 dB
10.000 MHz	11.000 MHz	300.000 kHz	6.52596 GHz	-49.07 dBm	-35.33 dB	-16.16 dB
11.000 MHz	20.000 MHz	300.000 kHz	6.52604 GHz	-49.46 dBm	-35.72 dB	-15.69 dB
20.000 MHz	30.000 MHz	300.000 kHz	6.54496 GHz	-67.73 dBm	-53.99 dB	-14.04 dB
30.000 MHz	40.000 MHz	300.000 kHz	6.54704 GHz	-67.59 dBm	-53.85 dB	-13.85 dB

Date: 26.SEP.2022 23:01:18

Plot on Channel 6535MHz

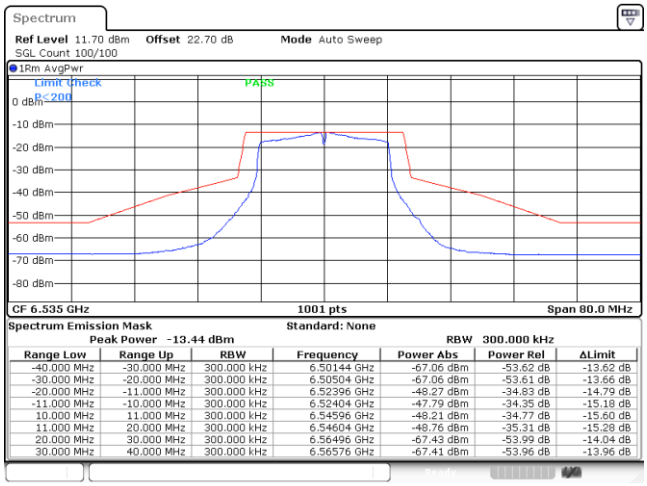

Spectrum Emission Mask Standard: None
Peak Power -13.44 dBm RBW 300.000 kHz

Range Low	Range Up	RBW	Frequency	Power Abs	Power Rel	ΔLimit
-40.000 MHz	-30.000 MHz	300.000 kHz	6.50144 GHz	-67.06 dBm	-53.62 dB	-13.62 dB
-30.000 MHz	-20.000 MHz	300.000 kHz	6.50504 GHz	-67.06 dBm	-53.61 dB	-13.66 dB
-20.000 MHz	-11.000 MHz	300.000 kHz	6.52396 GHz	-48.27 dBm	-34.83 dB	-14.79 dB
-11.000 MHz	-10.000 MHz	300.000 kHz	6.52404 GHz	-47.79 dBm	-34.35 dB	-15.18 dB
10.000 MHz	11.000 MHz	300.000 kHz	6.54596 GHz	-48.21 dBm	-34.77 dB	-15.60 dB
11.000 MHz	20.000 MHz	300.000 kHz	6.54604 GHz	-48.76 dBm	-35.31 dB	-15.28 dB
20.000 MHz	30.000 MHz	300.000 kHz	6.56496 GHz	-67.43 dBm	-53.99 dB	-14.04 dB
30.000 MHz	40.000 MHz	300.000 kHz	6.56576 GHz	-67.41 dBm	-53.96 dB	-13.96 dB

Date: 26.SEP.2022 23:09:36

Plot on Channel 6695MHz

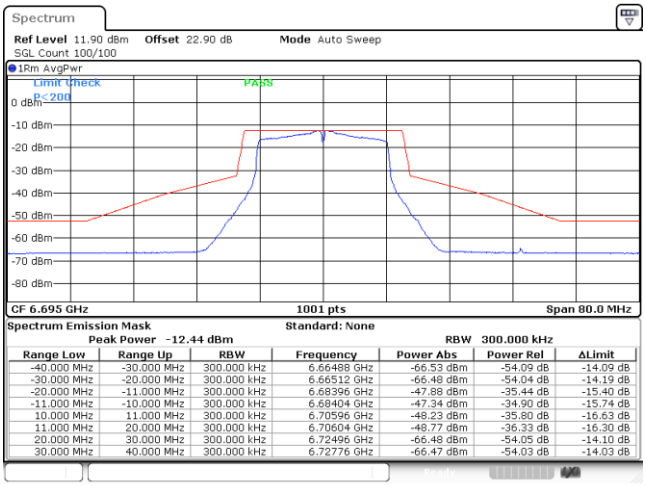

Spectrum Emission Mask Standard: None
Peak Power -12.44 dBm RBW 300.000 kHz

Range Low	Range Up	RBW	Frequency	Power Abs	Power Rel	ΔLimit
-40.000 MHz	-30.000 MHz	300.000 kHz	6.66488 GHz	-66.53 dBm	-54.09 dB	-14.09 dB
-30.000 MHz	-20.000 MHz	300.000 kHz	6.66512 GHz	-66.48 dBm	-54.04 dB	-14.19 dB
-20.000 MHz	-11.000 MHz	300.000 kHz	6.68396 GHz	-47.88 dBm	-35.44 dB	-15.40 dB
-11.000 MHz	-10.000 MHz	300.000 kHz	6.68404 GHz	-47.34 dBm	-34.90 dB	-15.74 dB
10.000 MHz	11.000 MHz	300.000 kHz	6.70596 GHz	-48.23 dBm	-35.80 dB	-16.63 dB
11.000 MHz	20.000 MHz	300.000 kHz	6.70604 GHz	-48.77 dBm	-36.33 dB	-16.30 dB
20.000 MHz	30.000 MHz	300.000 kHz	6.72496 GHz	-66.48 dBm	-54.05 dB	-14.10 dB
30.000 MHz	40.000 MHz	300.000 kHz	6.72776 GHz	-66.47 dBm	-54.03 dB	-14.03 dB

Date: 26.SEP.2022 23:13:50

Plot on Channel 6855MHz

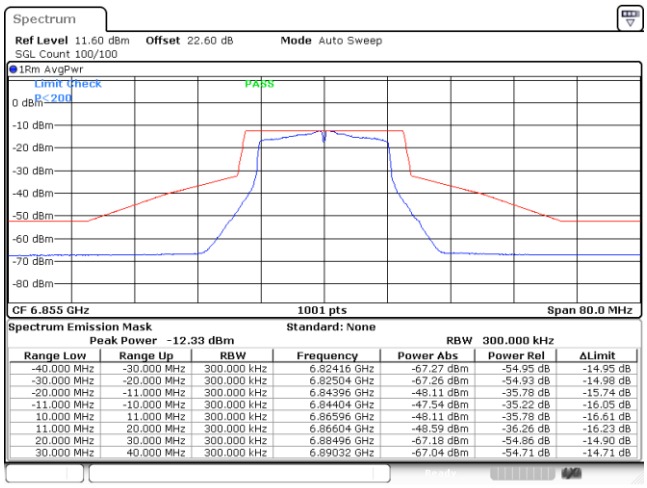

Spectrum Emission Mask Standard: None
Peak Power -12.33 dBm RBW 300.000 kHz

Range Low	Range Up	RBW	Frequency	Power Abs	Power Rel	ΔLimit
-40.000 MHz	-30.000 MHz	300.000 kHz	6.82416 GHz	-67.27 dBm	-54.95 dB	-14.95 dB
-30.000 MHz	-20.000 MHz	300.000 kHz	6.82504 GHz	-67.26 dBm	-54.93 dB	-14.98 dB
-20.000 MHz	-11.000 MHz	300.000 kHz	6.84396 GHz	-48.11 dBm	-35.78 dB	-15.74 dB
-11.000 MHz	-10.000 MHz	300.000 kHz	6.84404 GHz	-47.54 dBm	-35.22 dB	-16.05 dB
10.000 MHz	11.000 MHz	300.000 kHz	6.86596 GHz	-48.11 dBm	-35.78 dB	-16.61 dB
11.000 MHz	20.000 MHz	300.000 kHz	6.86604 GHz	-48.59 dBm	-36.26 dB	-16.23 dB
20.000 MHz	30.000 MHz	300.000 kHz	6.88496 GHz	-67.18 dBm	-54.86 dB	-14.90 dB
30.000 MHz	40.000 MHz	300.000 kHz	6.89032 GHz	-67.04 dBm	-54.71 dB	-14.71 dB

Date: 26.SEP.2022 23:19:12

Plot on Channel 6875MHz

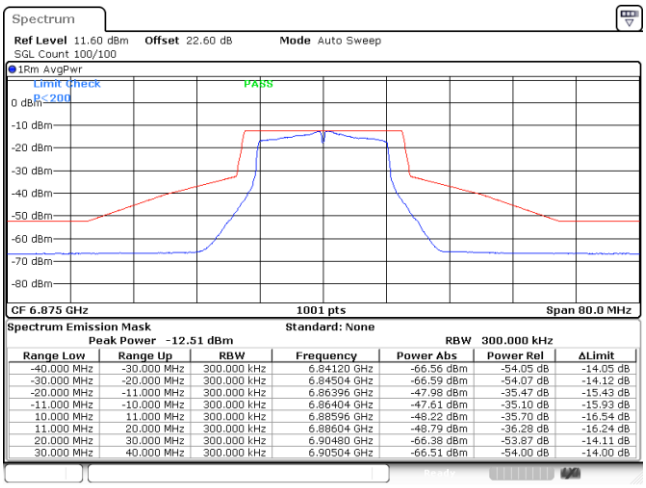

Spectrum Emission Mask Standard: None
Peak Power -12.51 dBm RBW 300.000 kHz

Range Low	Range Up	RBW	Frequency	Power Abs	Power Rel	ΔLimit
-40.000 MHz	-30.000 MHz	300.000 kHz	6.84120 GHz	-66.56 dBm	-54.05 dB	-14.05 dB
-30.000 MHz	-20.000 MHz	300.000 kHz	6.84504 GHz	-66.59 dBm	-54.07 dB	-14.12 dB
-20.000 MHz	-11.000 MHz	300.000 kHz	6.86396 GHz	-47.98 dBm	-35.47 dB	-15.43 dB
-11.000 MHz	-10.000 MHz	300.000 kHz	6.86404 GHz	-47.61 dBm	-35.10 dB	-15.93 dB
10.000 MHz	11.000 MHz	300.000 kHz	6.88596 GHz	-48.22 dBm	-35.70 dB	-16.54 dB
11.000 MHz	20.000 MHz	300.000 kHz	6.88604 GHz	-48.79 dBm	-36.28 dB	-16.24 dB
20.000 MHz	30.000 MHz	300.000 kHz	6.90480 GHz	-66.38 dBm	-53.87 dB	-14.11 dB
30.000 MHz	40.000 MHz	300.000 kHz	6.90504 GHz	-66.51 dBm	-54.00 dB	-14.00 dB

Date: 26.SEP.2022 23:23:28

Plot on Channel 6895MHz

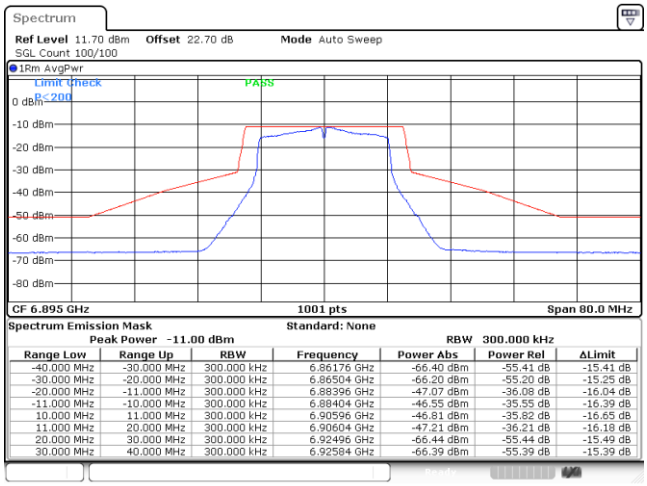

Spectrum Emission Mask Standard: None
Peak Power -11.00 dBm RBW 300.000 kHz

Range Low	Range Up	RBW	Frequency	Power Abs	Power Rel	ΔLimit
-40.000 MHz	-30.000 MHz	300.000 kHz	6.86176 GHz	-66.40 dBm	-55.41 dB	-15.41 dB
-30.000 MHz	-20.000 MHz	300.000 kHz	6.86504 GHz	-66.20 dBm	-55.20 dB	-15.25 dB
-20.000 MHz	-11.000 MHz	300.000 kHz	6.88396 GHz	-47.07 dBm	-36.08 dB	-16.04 dB
-11.000 MHz	-10.000 MHz	300.000 kHz	6.88404 GHz	-46.55 dBm	-35.55 dB	-16.39 dB
10.000 MHz	11.000 MHz	300.000 kHz	6.90596 GHz	-46.81 dBm	-35.82 dB	-16.65 dB
11.000 MHz	20.000 MHz	300.000 kHz	6.90604 GHz	-47.21 dBm	-36.21 dB	-16.18 dB
20.000 MHz	30.000 MHz	300.000 kHz	6.92496 GHz	-66.44 dBm	-55.44 dB	-15.49 dB
30.000 MHz	40.000 MHz	300.000 kHz	6.92584 GHz	-66.39 dBm	-55.39 dB	-15.39 dB

Date: 26.SEP.2022 23:29:13

Plot on Channel 6995MHz

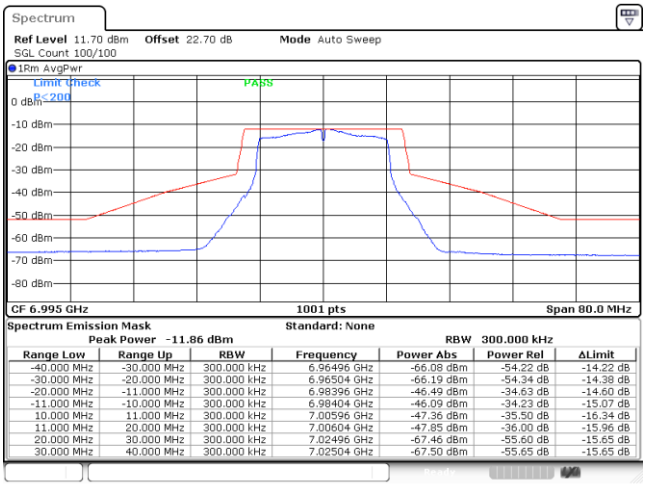

Spectrum Emission Mask Standard: None
Peak Power -11.86 dBm RBW 300.000 kHz

Range Low	Range Up	RBW	Frequency	Power Abs	Power Rel	ΔLimit
-40.000 MHz	-30.000 MHz	300.000 kHz	6.96496 GHz	-66.08 dBm	-54.22 dB	-14.22 dB
-30.000 MHz	-20.000 MHz	300.000 kHz	6.96504 GHz	-66.19 dBm	-54.34 dB	-14.38 dB
-20.000 MHz	-11.000 MHz	300.000 kHz	6.98396 GHz	-46.49 dBm	-34.63 dB	-14.60 dB
-11.000 MHz	-10.000 MHz	300.000 kHz	6.98404 GHz	-46.09 dBm	-34.23 dB	-15.07 dB
10.000 MHz	11.000 MHz	300.000 kHz	7.00596 GHz	-47.36 dBm	-35.50 dB	-16.34 dB
11.000 MHz	20.000 MHz	300.000 kHz	7.00604 GHz	-47.85 dBm	-36.00 dB	-15.96 dB
20.000 MHz	30.000 MHz	300.000 kHz	7.02496 GHz	-67.46 dBm	-55.60 dB	-15.65 dB
30.000 MHz	40.000 MHz	300.000 kHz	7.02504 GHz	-67.50 dBm	-55.65 dB	-15.65 dB

Date: 27.SEP.2022 01:39:56

Plot on Channel 7095MHz

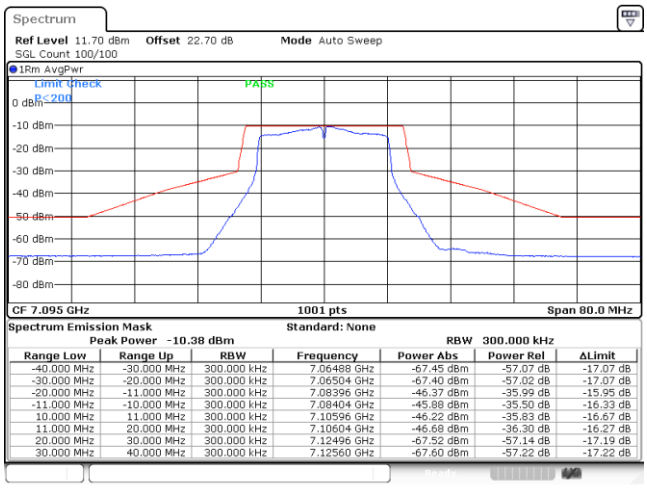

Range Low	Range Up	RBW	Frequency	Power Abs	Power Rel	ΔLimit
-40.000 MHz	-30.000 MHz	300.000 kHz	7.06488 GHz	-67.45 dBm	-57.07 dB	-17.07 dB
-30.000 MHz	-20.000 MHz	300.000 kHz	7.06504 GHz	-67.40 dBm	-57.02 dB	-17.07 dB
-20.000 MHz	-11.000 MHz	300.000 kHz	7.08396 GHz	-46.37 dBm	-35.99 dB	-15.95 dB
-11.000 MHz	-10.000 MHz	300.000 kHz	7.08404 GHz	-45.88 dBm	-35.50 dB	-16.33 dB
10.000 MHz	11.000 MHz	300.000 kHz	7.10596 GHz	-46.22 dBm	-35.83 dB	-16.67 dB
11.000 MHz	20.000 MHz	300.000 kHz	7.10604 GHz	-46.68 dBm	-36.30 dB	-16.27 dB
20.000 MHz	30.000 MHz	300.000 kHz	7.12496 GHz	-67.52 dBm	-57.14 dB	-17.19 dB
30.000 MHz	40.000 MHz	300.000 kHz	7.12560 GHz	-67.60 dBm	-57.22 dB	-17.22 dB

EUT Mode :	802.11ax HE20 Full RU

Plot on Channel 5955MHz

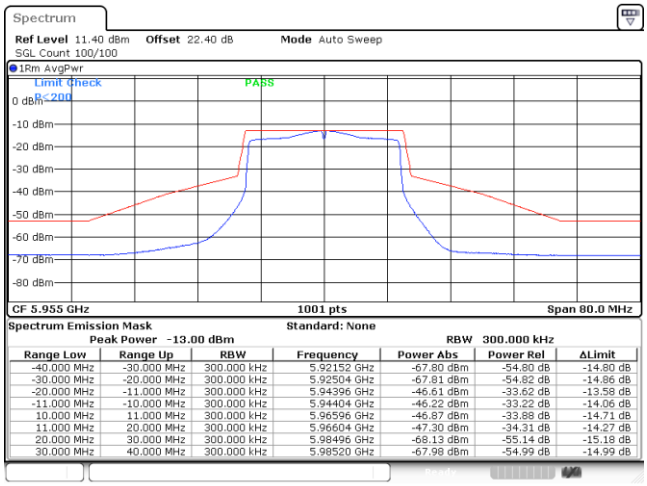

Range Low	Range Up	RBW	Frequency	Power Abs	Power Rel	ΔLimit
-40.000 MHz	-30.000 MHz	300.000 kHz	5.92152 GHz	-67.80 dBm	-54.80 dB	-14.80 dB
-30.000 MHz	-20.000 MHz	300.000 kHz	5.92504 GHz	-67.81 dBm	-54.82 dB	-14.86 dB
-20.000 MHz	-11.000 MHz	300.000 kHz	5.94396 GHz	-46.61 dBm	-33.62 dB	-13.58 dB
-11.000 MHz	-10.000 MHz	300.000 kHz	5.94404 GHz	-46.22 dBm	-33.22 dB	-14.06 dB
10.000 MHz	11.000 MHz	300.000 kHz	5.96596 GHz	-46.87 dBm	-33.88 dB	-14.71 dB
11.000 MHz	20.000 MHz	300.000 kHz	5.96604 GHz	-47.30 dBm	-34.31 dB	-14.27 dB
20.000 MHz	30.000 MHz	300.000 kHz	5.98496 GHz	-68.13 dBm	-55.14 dB	-15.18 dB
30.000 MHz	40.000 MHz	300.000 kHz	5.98520 GHz	-67.98 dBm	-54.99 dB	-14.99 dB

Date: 26.SEP.2022 23:48:12

Plot on Channel 6195MHz

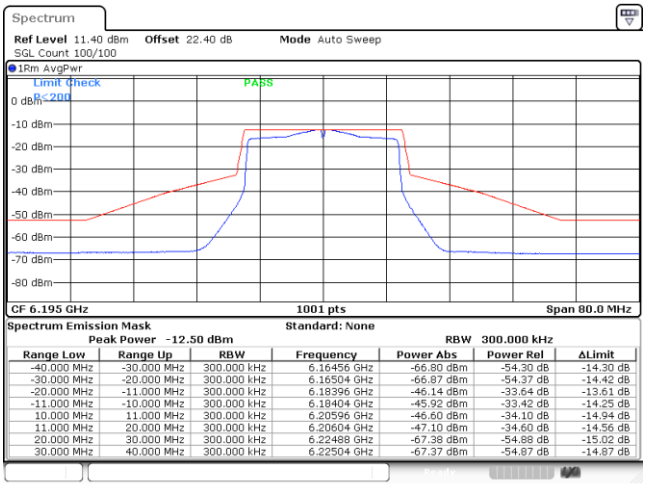

Range Low	Range Up	RBW	Frequency	Power Abs	Power Rel	ΔLimit
-40.000 MHz	-30.000 MHz	300.000 kHz	6.16456 GHz	-66.80 dBm	-54.30 dB	-14.30 dB
-30.000 MHz	-20.000 MHz	300.000 kHz	6.16504 GHz	-66.87 dBm	-54.37 dB	-14.42 dB
-20.000 MHz	-11.000 MHz	300.000 kHz	6.18396 GHz	-46.14 dBm	-33.64 dB	-13.61 dB
-11.000 MHz	-10.000 MHz	300.000 kHz	6.18404 GHz	-45.92 dBm	-33.42 dB	-14.25 dB
10.000 MHz	11.000 MHz	300.000 kHz	6.20596 GHz	-46.60 dBm	-34.10 dB	-14.94 dB
11.000 MHz	20.000 MHz	300.000 kHz	6.20604 GHz	-47.10 dBm	-34.60 dB	-14.56 dB
20.000 MHz	30.000 MHz	300.000 kHz	6.22488 GHz	-67.38 dBm	-54.88 dB	-15.02 dB
30.000 MHz	40.000 MHz	300.000 kHz	6.22504 GHz	-67.37 dBm	-54.87 dB	-14.87 dB

Date: 26.SEP.2022 23:52:19

Plot on Channel 6415MHz

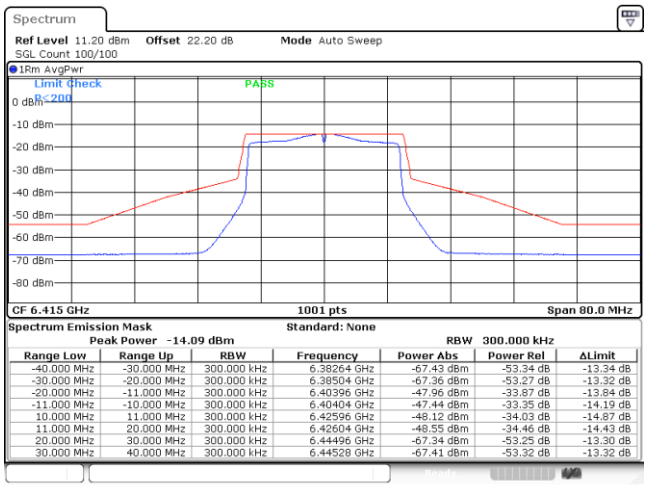

Range Low	Range Up	RBW	Frequency	Power Abs	Power Rel	ΔLimit
-40.000 MHz	-30.000 MHz	300.000 kHz	6.38264 GHz	-67.43 dBm	-53.34 dB	-13.34 dB
-30.000 MHz	-20.000 MHz	300.000 kHz	6.38504 GHz	-67.36 dBm	-53.27 dB	-13.32 dB
-20.000 MHz	-11.000 MHz	300.000 kHz	6.40396 GHz	-47.96 dBm	-33.87 dB	-13.84 dB
-11.000 MHz	-10.000 MHz	300.000 kHz	6.40404 GHz	-47.44 dBm	-33.35 dB	-14.19 dB
10.000 MHz	11.000 MHz	300.000 kHz	6.42596 GHz	-48.12 dBm	-34.03 dB	-14.87 dB
11.000 MHz	20.000 MHz	300.000 kHz	6.42604 GHz	-48.55 dBm	-34.46 dB	-14.43 dB
20.000 MHz	30.000 MHz	300.000 kHz	6.44496 GHz	-67.34 dBm	-53.25 dB	-13.30 dB
30.000 MHz	40.000 MHz	300.000 kHz	6.44528 GHz	-67.41 dBm	-53.32 dB	-13.32 dB

Date: 27.SEP.2022 00:14:04

Plot on Channel 6435MHz

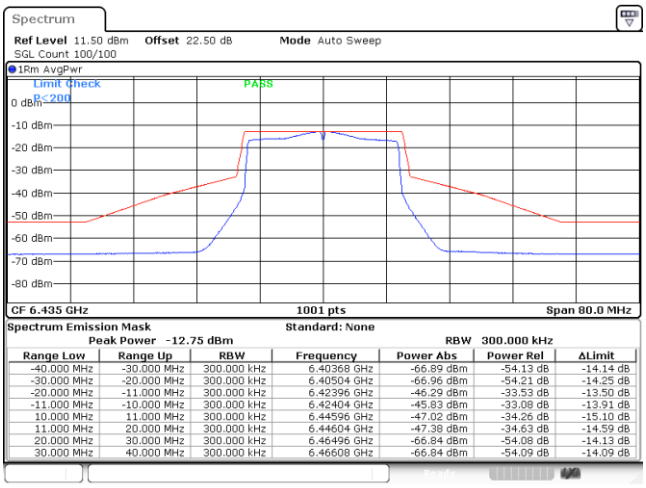

Range Low	Range Up	RBW	Frequency	Power Abs	Power Rel	ΔLimit
-40.000 MHz	-30.000 MHz	300.000 kHz	6.40368 GHz	-66.89 dBm	-54.13 dB	-14.14 dB
-30.000 MHz	-20.000 MHz	300.000 kHz	6.40504 GHz	-66.96 dBm	-54.21 dB	-14.25 dB
-20.000 MHz	-11.000 MHz	300.000 kHz	6.42396 GHz	-46.29 dBm	-33.53 dB	-13.50 dB
-11.000 MHz	-10.000 MHz	300.000 kHz	6.42404 GHz	-45.83 dBm	-33.08 dB	-13.91 dB
10.000 MHz	11.000 MHz	300.000 kHz	6.44596 GHz	-47.02 dBm	-34.26 dB	-15.10 dB
11.000 MHz	20.000 MHz	300.000 kHz	6.44604 GHz	-47.38 dBm	-34.63 dB	-14.59 dB
20.000 MHz	30.000 MHz	300.000 kHz	6.46496 GHz	-66.84 dBm	-54.08 dB	-14.13 dB
30.000 MHz	40.000 MHz	300.000 kHz	6.46608 GHz	-66.84 dBm	-54.09 dB	-14.09 dB

Date: 27.SEP.2022 00:19:45

Plot on Channel 6475MHz

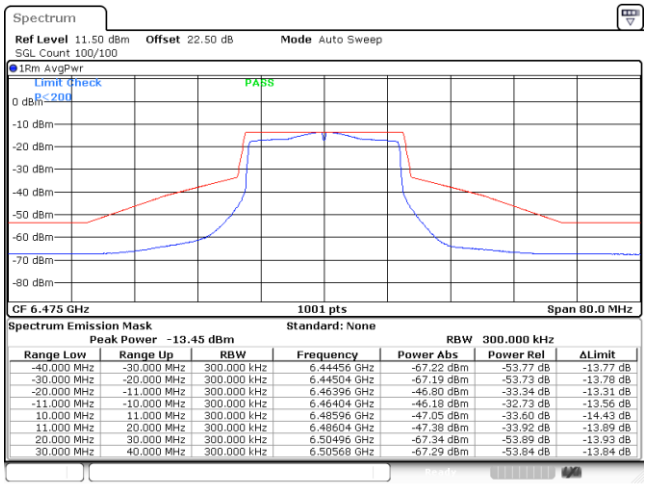

Spectrum Emission Mask Standard: None

Peak Power -13.45 dBm RBW 300.000 kHz

Range Low	Range Up	RBW	Frequency	Power Abs	Power Rel	ΔLimit
-40.000 MHz	-30.000 MHz	300.000 kHz	6.44456 GHz	-67.22 dBm	-53.77 dB	-13.77 dB
-30.000 MHz	-20.000 MHz	300.000 kHz	6.44504 GHz	-67.19 dBm	-53.73 dB	-13.78 dB
-20.000 MHz	-11.000 MHz	300.000 kHz	6.46396 GHz	-46.80 dBm	-33.34 dB	-13.31 dB
-11.000 MHz	-10.000 MHz	300.000 kHz	6.46404 GHz	-46.18 dBm	-32.73 dB	-13.56 dB
10.000 MHz	11.000 MHz	300.000 kHz	6.48596 GHz	-47.05 dBm	-33.60 dB	-14.43 dB
11.000 MHz	20.000 MHz	300.000 kHz	6.48604 GHz	-47.38 dBm	-33.92 dB	-13.89 dB
20.000 MHz	30.000 MHz	300.000 kHz	6.50496 GHz	-67.34 dBm	-53.89 dB	-13.93 dB
30.000 MHz	40.000 MHz	300.000 kHz	6.50568 GHz	-67.29 dBm	-53.84 dB	-13.84 dB

Date: 27.SEP.2022 00:23:40

Plot on Channel 6515MHz

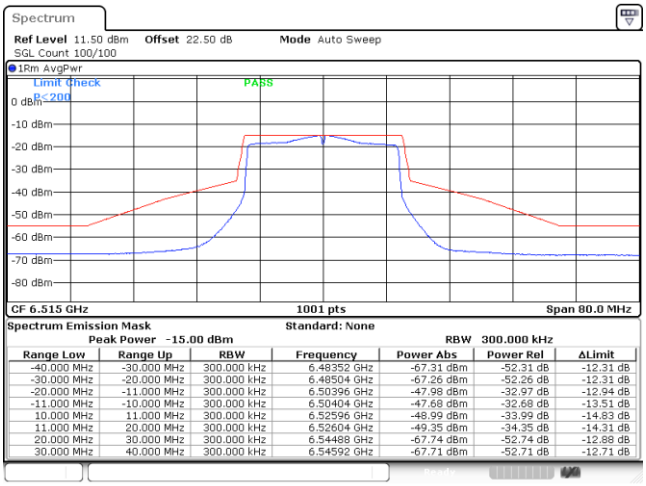

Spectrum Emission Mask Standard: None

Peak Power -15.00 dBm RBW 300.000 kHz

Range Low	Range Up	RBW	Frequency	Power Abs	Power Rel	ΔLimit
-40.000 MHz	-30.000 MHz	300.000 kHz	6.48352 GHz	-67.31 dBm	-52.31 dB	-12.31 dB
-30.000 MHz	-20.000 MHz	300.000 kHz	6.48504 GHz	-67.26 dBm	-52.26 dB	-12.31 dB
-20.000 MHz	-11.000 MHz	300.000 kHz	6.50396 GHz	-47.98 dBm	-32.97 dB	-12.94 dB
-11.000 MHz	-10.000 MHz	300.000 kHz	6.50404 GHz	-47.68 dBm	-32.68 dB	-13.51 dB
10.000 MHz	11.000 MHz	300.000 kHz	6.52596 GHz	-48.99 dBm	-33.99 dB	-14.83 dB
11.000 MHz	20.000 MHz	300.000 kHz	6.52604 GHz	-49.35 dBm	-34.35 dB	-14.31 dB
20.000 MHz	30.000 MHz	300.000 kHz	6.54488 GHz	-67.74 dBm	-52.74 dB	-12.88 dB
30.000 MHz	40.000 MHz	300.000 kHz	6.54592 GHz	-67.71 dBm	-52.71 dB	-12.71 dB

Date: 27.SEP.2022 00:27:39

Plot on Channel 6535MHz

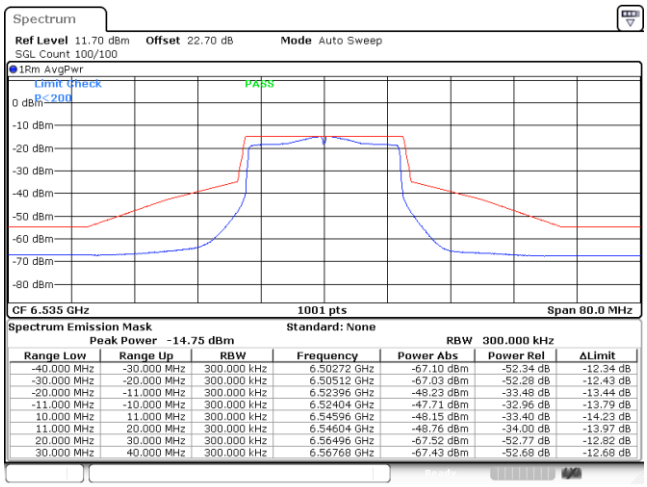

Spectrum Emission Mask Standard: None

Peak Power -14.75 dBm RBW 300.000 kHz

Range Low	Range Up	RBW	Frequency	Power Abs	Power Rel	ΔLimit
-40.000 MHz	-30.000 MHz	300.000 kHz	6.50272 GHz	-67.10 dBm	-52.34 dB	-12.34 dB
-30.000 MHz	-20.000 MHz	300.000 kHz	6.50512 GHz	-67.03 dBm	-52.28 dB	-12.43 dB
-20.000 MHz	-11.000 MHz	300.000 kHz	6.52396 GHz	-48.23 dBm	-33.48 dB	-13.44 dB
-11.000 MHz	-10.000 MHz	300.000 kHz	6.52404 GHz	-47.71 dBm	-32.96 dB	-13.79 dB
10.000 MHz	11.000 MHz	300.000 kHz	6.54596 GHz	-48.15 dBm	-33.40 dB	-14.23 dB
11.000 MHz	20.000 MHz	300.000 kHz	6.54604 GHz	-48.76 dBm	-34.00 dB	-13.97 dB
20.000 MHz	30.000 MHz	300.000 kHz	6.56496 GHz	-67.52 dBm	-52.77 dB	-12.82 dB
30.000 MHz	40.000 MHz	300.000 kHz	6.56768 GHz	-67.43 dBm	-52.68 dB	-12.68 dB

Date: 27.SEP.2022 00:47:31

Plot on Channel 6695MHz

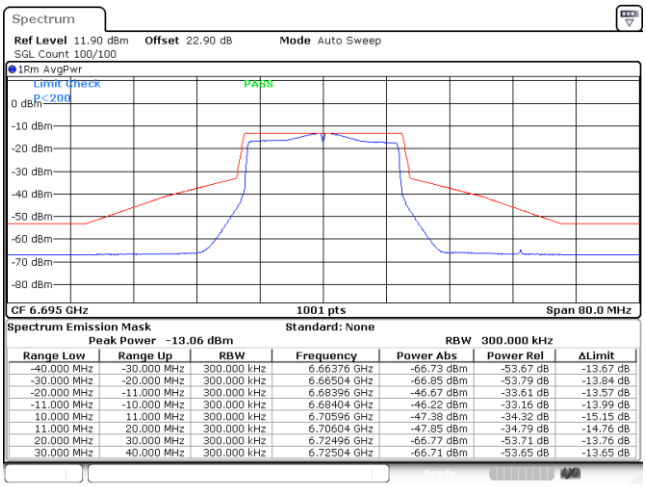

Spectrum Emission Mask Standard: None

Peak Power -13.06 dBm RBW 300.000 kHz

Range Low	Range Up	RBW	Frequency	Power Abs	Power Rel	ΔLimit
-40.000 MHz	-30.000 MHz	300.000 kHz	6.66376 GHz	-66.73 dBm	-53.67 dB	-13.67 dB
-30.000 MHz	-20.000 MHz	300.000 kHz	6.66504 GHz	-66.85 dBm	-53.79 dB	-13.84 dB
-20.000 MHz	-11.000 MHz	300.000 kHz	6.68396 GHz	-46.67 dBm	-33.61 dB	-13.57 dB
-11.000 MHz	-10.000 MHz	300.000 kHz	6.68404 GHz	-46.22 dBm	-33.16 dB	-13.99 dB
10.000 MHz	11.000 MHz	300.000 kHz	6.70596 GHz	-47.38 dBm	-34.32 dB	-15.15 dB
11.000 MHz	20.000 MHz	300.000 kHz	6.70604 GHz	-47.85 dBm	-34.79 dB	-14.76 dB
20.000 MHz	30.000 MHz	300.000 kHz	6.72496 GHz	-66.77 dBm	-53.71 dB	-13.76 dB
30.000 MHz	40.000 MHz	300.000 kHz	6.72504 GHz	-66.71 dBm	-53.65 dB	-13.65 dB

Date: 27.SEP.2022 01:13:05

Plot on Channel 6855MHz

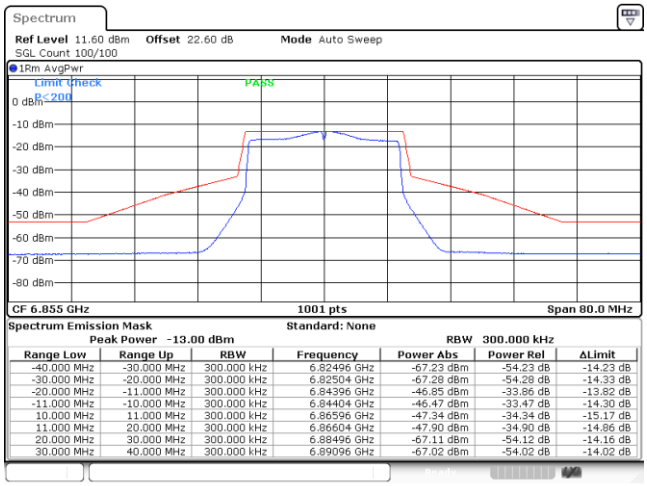

Spectrum Emission Mask Standard: None

Peak Power -13.00 dBm RBW 300.000 kHz

Range Low	Range Up	RBW	Frequency	Power Abs	Power Rel	ΔLimit
-40.000 MHz	-30.000 MHz	300.000 kHz	6.82496 GHz	-67.23 dBm	-54.23 dB	-14.23 dB
-30.000 MHz	-20.000 MHz	300.000 kHz	6.82504 GHz	-67.28 dBm	-54.28 dB	-14.33 dB
-20.000 MHz	-11.000 MHz	300.000 kHz	6.84396 GHz	-46.85 dBm	-33.86 dB	-13.82 dB
-11.000 MHz	-10.000 MHz	300.000 kHz	6.84404 GHz	-46.47 dBm	-33.47 dB	-14.30 dB
10.000 MHz	11.000 MHz	300.000 kHz	6.86596 GHz	-47.34 dBm	-34.34 dB	-15.17 dB
11.000 MHz	20.000 MHz	300.000 kHz	6.86604 GHz	-47.90 dBm	-34.90 dB	-14.86 dB
20.000 MHz	30.000 MHz	300.000 kHz	6.88496 GHz	-67.11 dBm	-54.12 dB	-14.16 dB
30.000 MHz	40.000 MHz	300.000 kHz	6.89096 GHz	-67.02 dBm	-54.02 dB	-14.02 dB

Date: 27.SEP.2022 01:19:41

Plot on Channel 6875MHz

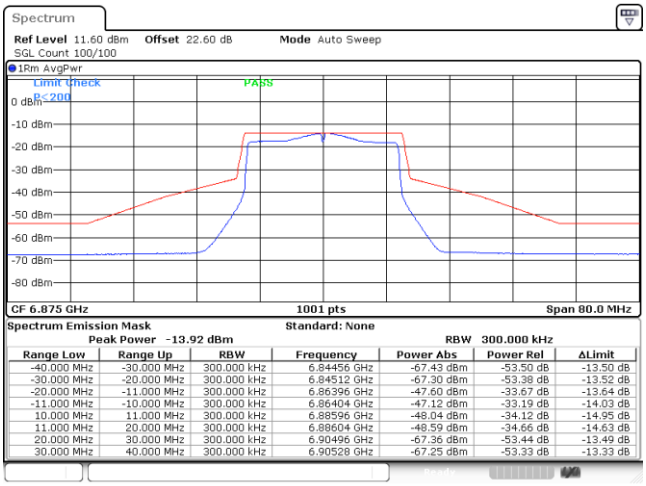

Spectrum Emission Mask Standard: None

Peak Power -13.92 dBm RBW 300.000 kHz

Range Low	Range Up	RBW	Frequency	Power Abs	Power Rel	ΔLimit
-40.000 MHz	-30.000 MHz	300.000 kHz	6.84456 GHz	-67.43 dBm	-53.50 dB	-13.50 dB
-30.000 MHz	-20.000 MHz	300.000 kHz	6.84512 GHz	-67.30 dBm	-53.38 dB	-13.52 dB
-20.000 MHz	-11.000 MHz	300.000 kHz	6.86396 GHz	-47.60 dBm	-33.67 dB	-13.64 dB
-11.000 MHz	-10.000 MHz	300.000 kHz	6.86404 GHz	-47.12 dBm	-33.19 dB	-14.03 dB
10.000 MHz	11.000 MHz	300.000 kHz	6.88596 GHz	-48.04 dBm	-34.12 dB	-14.95 dB
11.000 MHz	20.000 MHz	300.000 kHz	6.88604 GHz	-48.59 dBm	-34.66 dB	-14.63 dB
20.000 MHz	30.000 MHz	300.000 kHz	6.90496 GHz	-67.36 dBm	-53.44 dB	-13.49 dB
30.000 MHz	40.000 MHz	300.000 kHz	6.90528 GHz	-67.25 dBm	-53.33 dB	-13.33 dB

Date: 20.OCT.2022 22:45:23

Plot on Channel 6895MHz

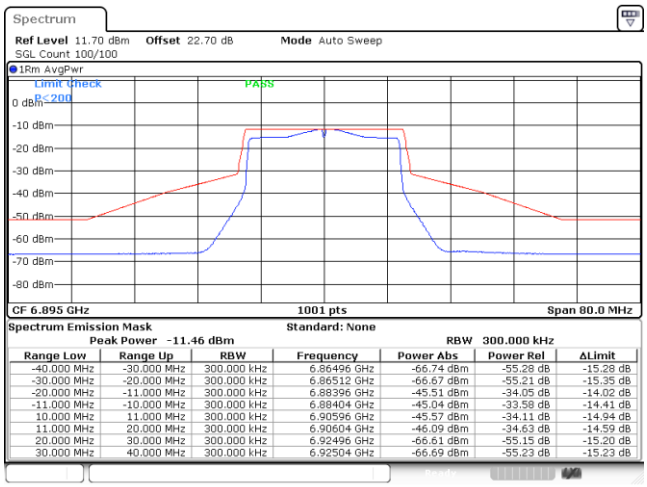

Spectrum Emission Mask Standard: None

Peak Power -11.46 dBm RBW 300.000 kHz

Range Low	Range Up	RBW	Frequency	Power Abs	Power Rel	ΔLimit
-40.000 MHz	-30.000 MHz	300.000 kHz	6.86496 GHz	-66.74 dBm	-55.28 dB	-15.28 dB
-30.000 MHz	-20.000 MHz	300.000 kHz	6.86512 GHz	-66.67 dBm	-55.21 dB	-15.35 dB
-20.000 MHz	-11.000 MHz	300.000 kHz	6.88396 GHz	-45.51 dBm	-34.05 dB	-14.02 dB
-11.000 MHz	-10.000 MHz	300.000 kHz	6.88404 GHz	-45.04 dBm	-33.58 dB	-14.41 dB
10.000 MHz	11.000 MHz	300.000 kHz	6.90596 GHz	-45.57 dBm	-34.11 dB	-14.94 dB
11.000 MHz	20.000 MHz	300.000 kHz	6.90604 GHz	-46.09 dBm	-34.63 dB	-14.59 dB
20.000 MHz	30.000 MHz	300.000 kHz	6.92496 GHz	-66.61 dBm	-55.15 dB	-15.20 dB
30.000 MHz	40.000 MHz	300.000 kHz	6.92504 GHz	-66.69 dBm	-55.23 dB	-15.23 dB

Date: 20.OCT.2022 22:48:32

Plot on Channel 6995MHz

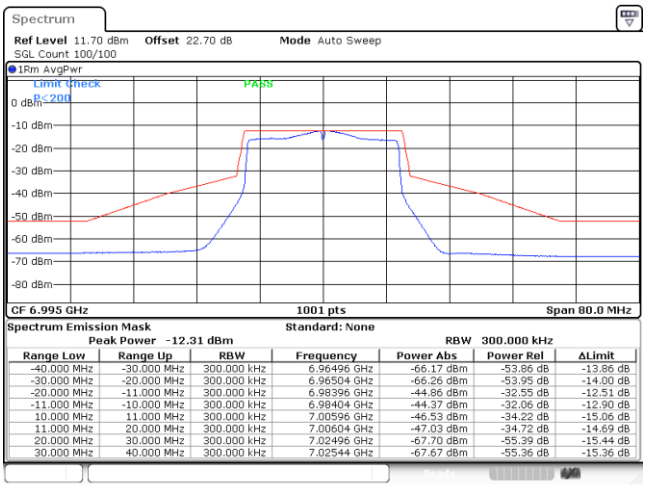

Spectrum Emission Mask Standard: None

Peak Power -12.31 dBm RBW 300.000 kHz

Range Low	Range Up	RBW	Frequency	Power Abs	Power Rel	ΔLimit
-40.000 MHz	-30.000 MHz	300.000 kHz	6.96496 GHz	-66.17 dBm	-53.86 dB	-13.86 dB
-30.000 MHz	-20.000 MHz	300.000 kHz	6.96504 GHz	-66.26 dBm	-53.95 dB	-14.00 dB
-20.000 MHz	-11.000 MHz	300.000 kHz	6.98396 GHz	-44.86 dBm	-32.55 dB	-12.51 dB
-11.000 MHz	-10.000 MHz	300.000 kHz	6.98404 GHz	-44.37 dBm	-32.06 dB	-12.90 dB
10.000 MHz	11.000 MHz	300.000 kHz	7.00596 GHz	-46.53 dBm	-34.22 dB	-15.06 dB
11.000 MHz	20.000 MHz	300.000 kHz	7.00604 GHz	-47.03 dBm	-34.72 dB	-14.69 dB
20.000 MHz	30.000 MHz	300.000 kHz	7.02496 GHz	-67.70 dBm	-55.39 dB	-15.44 dB
30.000 MHz	40.000 MHz	300.000 kHz	7.02544 GHz	-67.67 dBm	-55.36 dB	-15.36 dB

Date: 20.OCT.2022 22:52:47

Plot on Channel 7095MHz

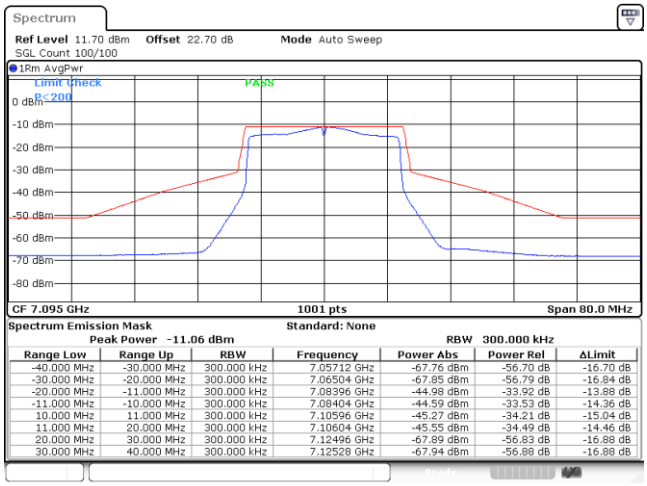

Spectrum Emission Mask Standard: None

Peak Power -11.06 dBm RBW 300.000 kHz

Range Low	Range Up	RBW	Frequency	Power Abs	Power Rel	ΔLimit
-40.000 MHz	-30.000 MHz	300.000 kHz	7.05712 GHz	-67.76 dBm	-56.70 dB	-16.70 dB
-30.000 MHz	-20.000 MHz	300.000 kHz	7.06504 GHz	-67.85 dBm	-56.79 dB	-16.84 dB
-20.000 MHz	-11.000 MHz	300.000 kHz	7.08396 GHz	-44.98 dBm	-33.92 dB	-13.88 dB
-11.000 MHz	-10.000 MHz	300.000 kHz	7.08404 GHz	-44.59 dBm	-33.53 dB	-14.36 dB
10.000 MHz	11.000 MHz	300.000 kHz	7.10596 GHz	-45.27 dBm	-34.21 dB	-15.04 dB
11.000 MHz	20.000 MHz	300.000 kHz	7.10604 GHz	-45.55 dBm	-34.49 dB	-14.46 dB
20.000 MHz	30.000 MHz	300.000 kHz	7.12496 GHz	-67.89 dBm	-56.83 dB	-16.88 dB
30.000 MHz	40.000 MHz	300.000 kHz	7.12528 GHz	-67.94 dBm	-56.88 dB	-16.88 dB

Date: 20.OCT.2022 22:56:56

EUT Mode :	802.11ax HE20 26RU

Plot on Channel 5955MHz

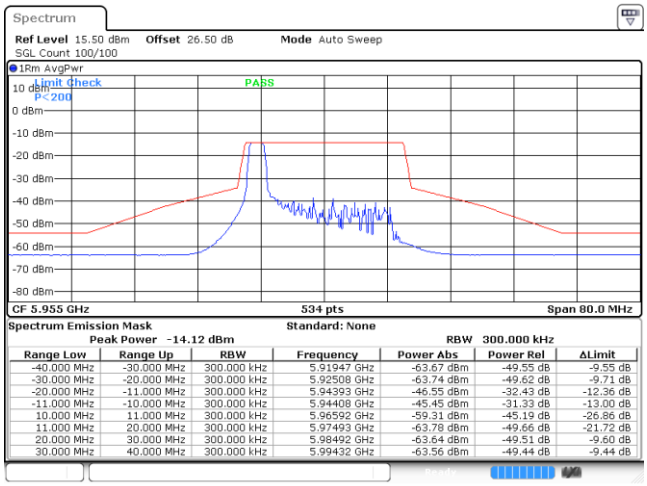

Spectrum Emission Mask Standard: None
Peak Power -14.12 dBm RBW 300.000 kHz

Range Low	Range Up	RBW	Frequency	Power Abs	Power Rel	ΔLimit
-40.000 MHz	-30.000 MHz	300.000 kHz	5.91947 GHz	-63.67 dBm	-49.55 dB	-9.55 dB
-30.000 MHz	-20.000 MHz	300.000 kHz	5.92508 GHz	-63.74 dBm	-49.62 dB	-9.71 dB
-20.000 MHz	-11.000 MHz	300.000 kHz	5.94393 GHz	-46.55 dBm	-32.43 dB	-12.36 dB
-11.000 MHz	-10.000 MHz	300.000 kHz	5.94408 GHz	-45.45 dBm	-31.33 dB	-13.00 dB
10.000 MHz	11.000 MHz	300.000 kHz	5.96592 GHz	-59.31 dBm	-45.19 dB	-26.86 dB
11.000 MHz	20.000 MHz	300.000 kHz	5.97493 GHz	-63.78 dBm	-49.66 dB	-21.72 dB
20.000 MHz	30.000 MHz	300.000 kHz	5.98492 GHz	-63.64 dBm	-49.51 dB	-9.60 dB
30.000 MHz	40.000 MHz	300.000 kHz	5.99432 GHz	-63.56 dBm	-49.44 dB	-9.44 dB

Date: 21.OCT.2022 22:38:17

Plot on Channel 6195MHz

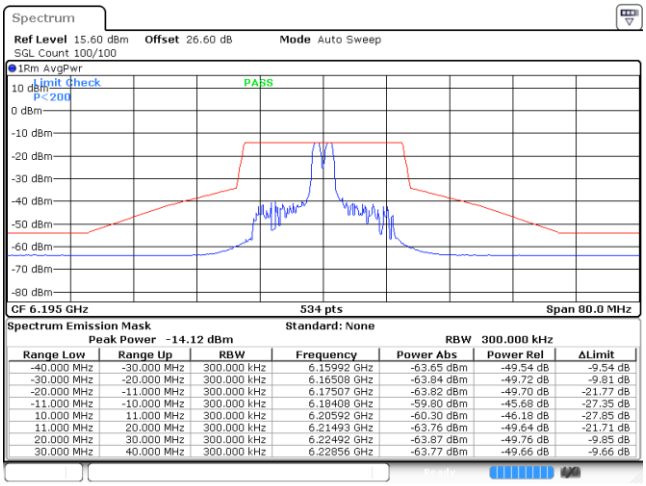

Spectrum Emission Mask Standard: None
Peak Power -14.12 dBm RBW 300.000 kHz

Range Low	Range Up	RBW	Frequency	Power Abs	Power Rel	ΔLimit
-40.000 MHz	-30.000 MHz	300.000 kHz	6.15992 GHz	-63.65 dBm	-49.54 dB	-9.54 dB
-30.000 MHz	-20.000 MHz	300.000 kHz	6.16508 GHz	-63.84 dBm	-49.72 dB	-9.81 dB
-20.000 MHz	-11.000 MHz	300.000 kHz	6.17507 GHz	-63.82 dBm	-49.70 dB	-21.77 dB
-11.000 MHz	-10.000 MHz	300.000 kHz	6.18408 GHz	-59.80 dBm	-45.68 dB	-27.35 dB
10.000 MHz	11.000 MHz	300.000 kHz	6.20592 GHz	-60.30 dBm	-46.18 dB	-27.85 dB
11.000 MHz	20.000 MHz	300.000 kHz	6.21493 GHz	-63.76 dBm	-49.64 dB	-21.71 dB
20.000 MHz	30.000 MHz	300.000 kHz	6.22492 GHz	-63.87 dBm	-49.76 dB	-9.85 dB
30.000 MHz	40.000 MHz	300.000 kHz	6.22856 GHz	-63.77 dBm	-49.66 dB	-9.66 dB

Date: 21.OCT.2022 23:11:11

Plot on Channel 6415MHz

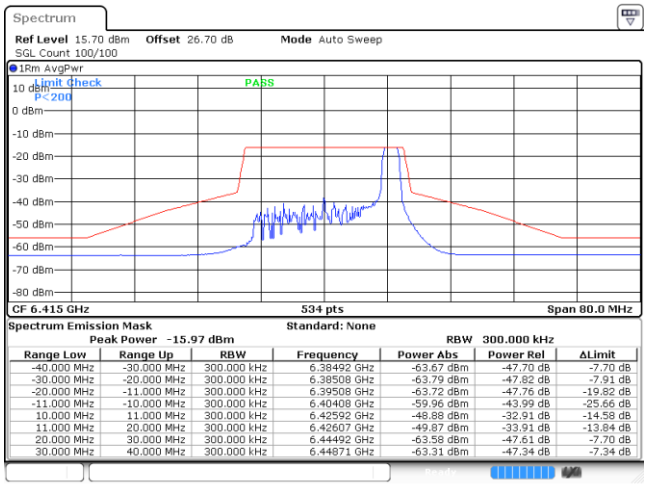

Spectrum Emission Mask Standard: None
Peak Power -15.97 dBm RBW 300.000 kHz

Range Low	Range Up	RBW	Frequency	Power Abs	Power Rel	ΔLimit
-40.000 MHz	-30.000 MHz	300.000 kHz	6.38492 GHz	-63.67 dBm	-47.70 dB	-7.70 dB
-30.000 MHz	-20.000 MHz	300.000 kHz	6.38508 GHz	-63.79 dBm	-47.82 dB	-7.91 dB
-20.000 MHz	-11.000 MHz	300.000 kHz	6.39508 GHz	-63.72 dBm	-47.76 dB	-19.82 dB
-11.000 MHz	-10.000 MHz	300.000 kHz	6.40408 GHz	-59.96 dBm	-43.99 dB	-25.66 dB
10.000 MHz	11.000 MHz	300.000 kHz	6.42592 GHz	-48.88 dBm	-32.91 dB	-14.58 dB
11.000 MHz	20.000 MHz	300.000 kHz	6.42607 GHz	-49.87 dBm	-33.91 dB	-13.84 dB
20.000 MHz	30.000 MHz	300.000 kHz	6.44492 GHz	-63.58 dBm	-47.61 dB	-7.70 dB
30.000 MHz	40.000 MHz	300.000 kHz	6.44871 GHz	-63.31 dBm	-47.34 dB	-7.34 dB

Date: 21.OCT.2022 23:23:36

Plot on Channel 6435MHz

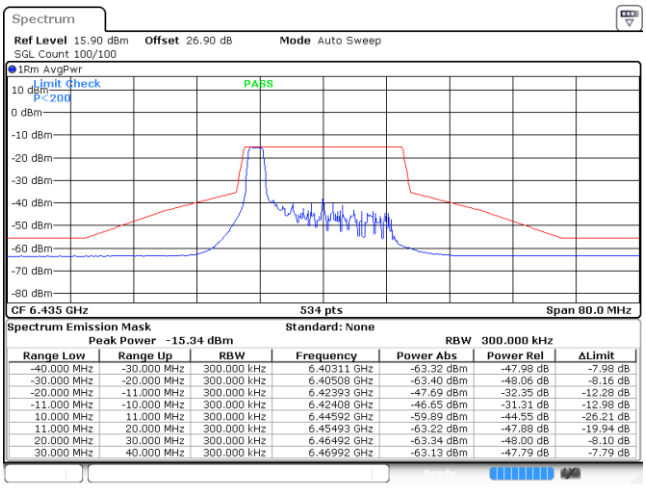

Spectrum Emission Mask Standard: None
Peak Power -15.34 dBm RBW 300.000 kHz

Range Low	Range Up	RBW	Frequency	Power Abs	Power Rel	ΔLimit
-40.000 MHz	-30.000 MHz	300.000 kHz	6.40311 GHz	-63.32 dBm	-47.98 dB	-7.98 dB
-30.000 MHz	-20.000 MHz	300.000 kHz	6.40508 GHz	-63.40 dBm	-48.06 dB	-8.16 dB
-20.000 MHz	-11.000 MHz	300.000 kHz	6.42393 GHz	-47.69 dBm	-32.35 dB	-12.28 dB
-11.000 MHz	-10.000 MHz	300.000 kHz	6.42408 GHz	-46.65 dBm	-31.31 dB	-12.98 dB
10.000 MHz	11.000 MHz	300.000 kHz	6.44592 GHz	-59.89 dBm	-44.55 dB	-26.21 dB
11.000 MHz	20.000 MHz	300.000 kHz	6.45493 GHz	-63.22 dBm	-47.88 dB	-19.94 dB
20.000 MHz	30.000 MHz	300.000 kHz	6.46492 GHz	-63.34 dBm	-48.00 dB	-8.10 dB
30.000 MHz	40.000 MHz	300.000 kHz	6.46992 GHz	-63.13 dBm	-47.79 dB	-7.79 dB

Date: 21.OCT.2022 23:32:51

Plot on Channel 6475MHz

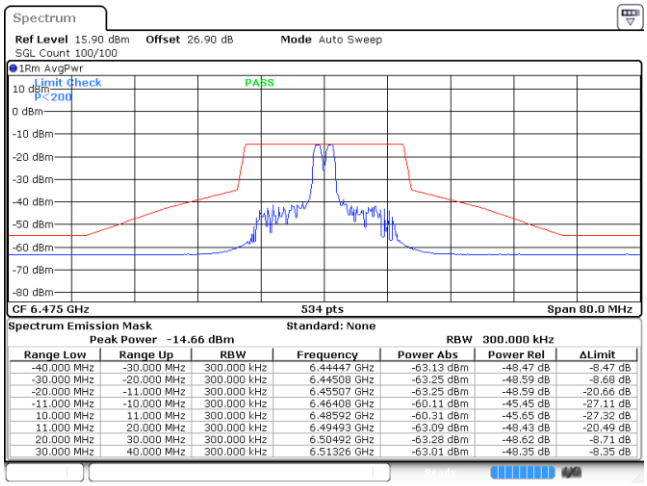

Spectrum Emission Mask Standard: None
Peak Power -14.66 dBm RBW 300.000 kHz

Range Low	Range Up	RBW	Frequency	Power Abs	Power Rel	ΔLimit
-40.000 MHz	-30.000 MHz	300.000 kHz	6.44447 GHz	-63.13 dBm	-48.47 dB	-8.47 dB
-30.000 MHz	-20.000 MHz	300.000 kHz	6.44508 GHz	-63.25 dBm	-48.59 dB	-8.68 dB
-20.000 MHz	-11.000 MHz	300.000 kHz	6.45507 GHz	-63.25 dBm	-48.59 dB	-20.66 dB
-11.000 MHz	-10.000 MHz	300.000 kHz	6.46408 GHz	-60.11 dBm	-45.45 dB	-27.11 dB
10.000 MHz	11.000 MHz	300.000 kHz	6.48592 GHz	-60.31 dBm	-45.65 dB	-27.32 dB
11.000 MHz	20.000 MHz	300.000 kHz	6.49493 GHz	-63.09 dBm	-48.43 dB	-20.49 dB
20.000 MHz	30.000 MHz	300.000 kHz	6.50492 GHz	-63.28 dBm	-48.62 dB	-8.71 dB
30.000 MHz	40.000 MHz	300.000 kHz	6.51326 GHz	-63.01 dBm	-48.35 dB	-8.35 dB

Date: 21.OCT.2022 23:43:02

Plot on Channel 6515MHz

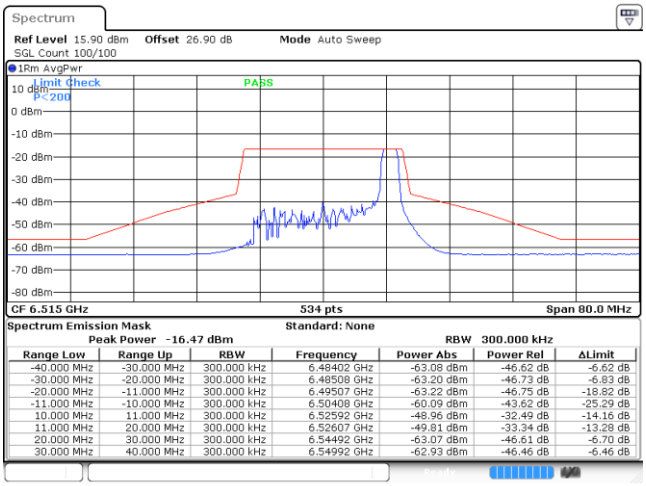

Spectrum Emission Mask Standard: None
Peak Power -16.47 dBm RBW 300.000 kHz

Range Low	Range Up	RBW	Frequency	Power Abs	Power Rel	ΔLimit
-40.000 MHz	-30.000 MHz	300.000 kHz	6.48402 GHz	-63.08 dBm	-46.62 dB	-6.62 dB
-30.000 MHz	-20.000 MHz	300.000 kHz	6.48508 GHz	-63.20 dBm	-46.73 dB	-6.83 dB
-20.000 MHz	-11.000 MHz	300.000 kHz	6.49507 GHz	-63.22 dBm	-46.75 dB	-18.82 dB
-11.000 MHz	-10.000 MHz	300.000 kHz	6.50408 GHz	-60.09 dBm	-43.62 dB	-25.29 dB
10.000 MHz	11.000 MHz	300.000 kHz	6.52592 GHz	-48.96 dBm	-32.49 dB	-14.16 dB
11.000 MHz	20.000 MHz	300.000 kHz	6.52607 GHz	-49.81 dBm	-33.34 dB	-13.28 dB
20.000 MHz	30.000 MHz	300.000 kHz	6.54492 GHz	-63.07 dBm	-46.61 dB	-6.70 dB
30.000 MHz	40.000 MHz	300.000 kHz	6.54992 GHz	-62.93 dBm	-46.46 dB	-6.46 dB

Date: 21.OCT.2022 23:52:29

Plot on Channel 6535MHz

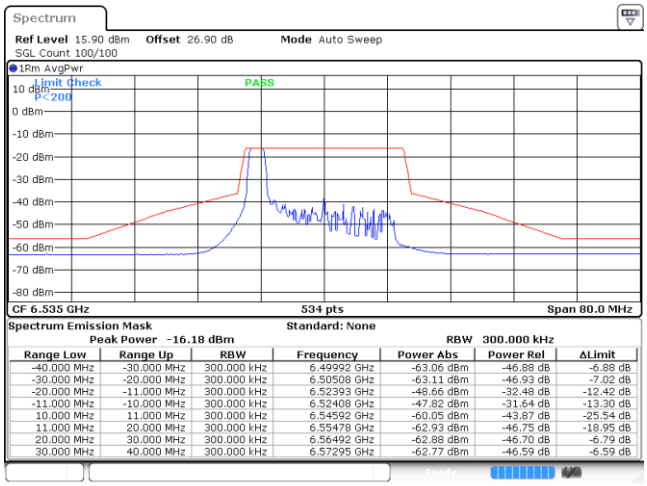

Spectrum Emission Mask Standard: None
Peak Power -16.18 dBm RBW 300.000 kHz

Range Low	Range Up	RBW	Frequency	Power Abs	Power Rel	ΔLimit
-40.000 MHz	-30.000 MHz	300.000 kHz	6.49992 GHz	-63.06 dBm	-46.88 dB	-6.88 dB
-30.000 MHz	-20.000 MHz	300.000 kHz	6.50508 GHz	-63.11 dBm	-46.93 dB	-7.02 dB
-20.000 MHz	-11.000 MHz	300.000 kHz	6.52393 GHz	-48.66 dBm	-32.48 dB	-12.42 dB
-11.000 MHz	-10.000 MHz	300.000 kHz	6.52408 GHz	-47.82 dBm	-31.64 dB	-13.30 dB
10.000 MHz	11.000 MHz	300.000 kHz	6.54592 GHz	-60.05 dBm	-43.87 dB	-25.54 dB
11.000 MHz	20.000 MHz	300.000 kHz	6.55478 GHz	-62.93 dBm	-46.75 dB	-18.95 dB
20.000 MHz	30.000 MHz	300.000 kHz	6.56492 GHz	-62.88 dBm	-46.70 dB	-6.79 dB
30.000 MHz	40.000 MHz	300.000 kHz	6.57295 GHz	-62.77 dBm	-46.59 dB	-6.59 dB

Date: 22.OCT.2022 00:04:40

Plot on Channel 6695MHz

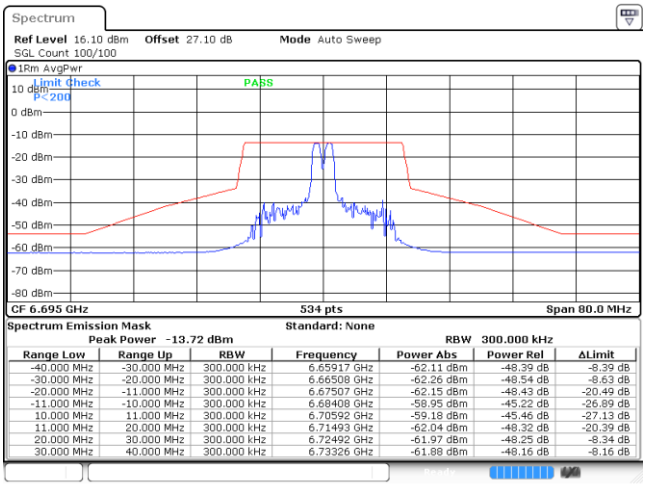

Spectrum Emission Mask Standard: None
Peak Power -13.72 dBm RBW 300.000 kHz

Range Low	Range Up	RBW	Frequency	Power Abs	Power Rel	ΔLimit
-40.000 MHz	-30.000 MHz	300.000 kHz	6.65917 GHz	-62.11 dBm	-48.39 dB	-8.39 dB
-30.000 MHz	-20.000 MHz	300.000 kHz	6.66508 GHz	-62.26 dBm	-48.54 dB	-8.63 dB
-20.000 MHz	-11.000 MHz	300.000 kHz	6.67507 GHz	-62.15 dBm	-48.43 dB	-20.49 dB
-11.000 MHz	-10.000 MHz	300.000 kHz	6.68408 GHz	-58.95 dBm	-45.22 dB	-26.89 dB
10.000 MHz	11.000 MHz	300.000 kHz	6.70592 GHz	-59.18 dBm	-45.46 dB	-27.13 dB
11.000 MHz	20.000 MHz	300.000 kHz	6.71493 GHz	-62.04 dBm	-48.32 dB	-20.39 dB
20.000 MHz	30.000 MHz	300.000 kHz	6.72492 GHz	-61.97 dBm	-48.25 dB	-8.34 dB
30.000 MHz	40.000 MHz	300.000 kHz	6.73326 GHz	-61.88 dBm	-48.16 dB	-8.16 dB

Date: 22.OCT.2022 00:25:52

Plot on Channel 6855MHz

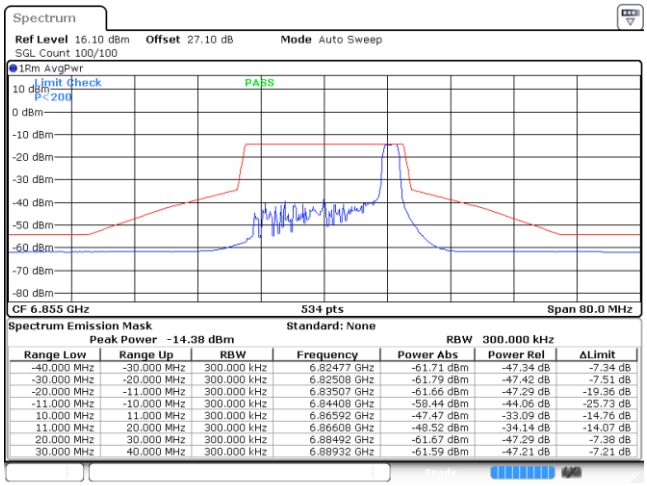

Spectrum Emission Mask Standard: None
Peak Power -14.38 dBm RBW 300.000 kHz

Range Low	Range Up	RBW	Frequency	Power Abs	Power Rel	ΔLimit
-40.000 MHz	-30.000 MHz	300.000 kHz	6.82477 GHz	-61.71 dBm	-47.34 dB	-7.34 dB
-30.000 MHz	-20.000 MHz	300.000 kHz	6.82508 GHz	-61.79 dBm	-47.42 dB	-7.51 dB
-20.000 MHz	-11.000 MHz	300.000 kHz	6.83507 GHz	-61.66 dBm	-47.29 dB	-19.36 dB
-11.000 MHz	-10.000 MHz	300.000 kHz	6.84408 GHz	-58.44 dBm	-44.06 dB	-25.73 dB
10.000 MHz	11.000 MHz	300.000 kHz	6.86592 GHz	-47.47 dBm	-33.09 dB	-14.76 dB
11.000 MHz	20.000 MHz	300.000 kHz	6.86608 GHz	-48.52 dBm	-34.14 dB	-14.07 dB
20.000 MHz	30.000 MHz	300.000 kHz	6.88492 GHz	-61.67 dBm	-47.29 dB	-7.38 dB
30.000 MHz	40.000 MHz	300.000 kHz	6.88932 GHz	-61.59 dBm	-47.21 dB	-7.21 dB

Date: 22.OCT.2022 00:37:57

Plot on Channel 6875MHz

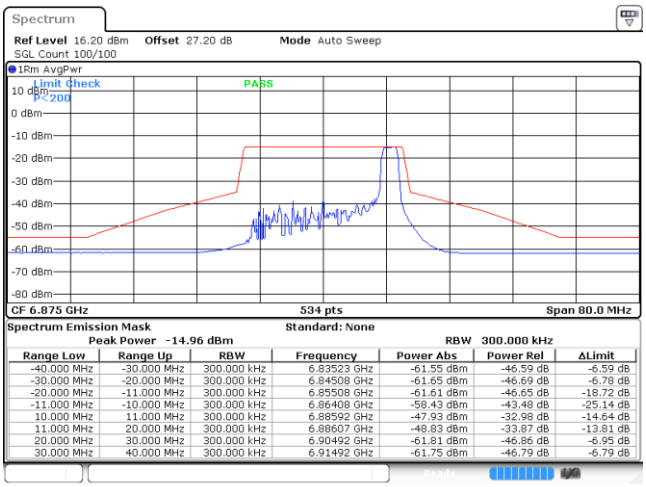

Spectrum Emission Mask Standard: None
Peak Power -14.96 dBm RBW 300.000 kHz

Range Low	Range Up	RBW	Frequency	Power Abs	Power Rel	ΔLimit
-40.000 MHz	-30.000 MHz	300.000 kHz	6.83523 GHz	-61.55 dBm	-46.59 dB	-6.59 dB
-30.000 MHz	-20.000 MHz	300.000 kHz	6.84508 GHz	-61.65 dBm	-46.69 dB	-6.78 dB
-20.000 MHz	-11.000 MHz	300.000 kHz	6.85508 GHz	-61.61 dBm	-46.65 dB	-18.72 dB
-11.000 MHz	-10.000 MHz	300.000 kHz	6.86408 GHz	-58.43 dBm	-43.48 dB	-25.14 dB
10.000 MHz	11.000 MHz	300.000 kHz	6.88592 GHz	-47.93 dBm	-32.98 dB	-14.64 dB
11.000 MHz	20.000 MHz	300.000 kHz	6.88607 GHz	-48.83 dBm	-33.87 dB	-13.81 dB
20.000 MHz	30.000 MHz	300.000 kHz	6.90492 GHz	-61.81 dBm	-46.86 dB	-6.95 dB
30.000 MHz	40.000 MHz	300.000 kHz	6.91492 GHz	-61.75 dBm	-46.79 dB	-6.79 dB

Date: 22.OCT.2022 00:49:28

Plot on Channel 6895MHz

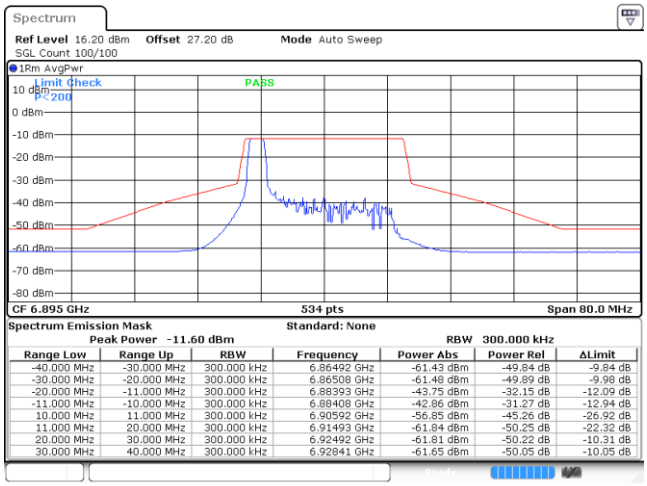

Spectrum Emission Mask Standard: None
Peak Power -11.60 dBm RBW 300.000 kHz

Range Low	Range Up	RBW	Frequency	Power Abs	Power Rel	ΔLimit
-40.000 MHz	-30.000 MHz	300.000 kHz	6.86492 GHz	-61.43 dBm	-49.84 dB	-9.84 dB
-30.000 MHz	-20.000 MHz	300.000 kHz	6.86508 GHz	-61.48 dBm	-49.89 dB	-9.98 dB
-20.000 MHz	-11.000 MHz	300.000 kHz	6.88393 GHz	-43.75 dBm	-32.15 dB	-12.09 dB
-11.000 MHz	-10.000 MHz	300.000 kHz	6.88408 GHz	-42.86 dBm	-31.27 dB	-12.94 dB
10.000 MHz	11.000 MHz	300.000 kHz	6.90592 GHz	-56.85 dBm	-45.26 dB	-26.92 dB
11.000 MHz	20.000 MHz	300.000 kHz	6.91493 GHz	-61.84 dBm	-50.25 dB	-22.32 dB
20.000 MHz	30.000 MHz	300.000 kHz	6.92492 GHz	-61.81 dBm	-50.22 dB	-10.31 dB
30.000 MHz	40.000 MHz	300.000 kHz	6.92841 GHz	-61.65 dBm	-50.05 dB	-10.05 dB

Date: 22.OCT.2022 01:03:24

Plot on Channel 6995MHz

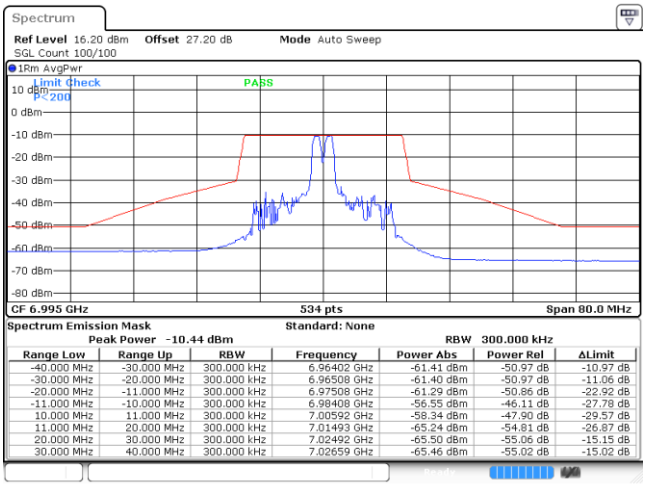

Spectrum Emission Mask Standard: None
Peak Power -10.44 dBm RBW 300.000 kHz

Range Low	Range Up	RBW	Frequency	Power Abs	Power Rel	ΔLimit
-40.000 MHz	-30.000 MHz	300.000 kHz	6.96402 GHz	-61.41 dBm	-50.97 dB	-10.97 dB
-30.000 MHz	-20.000 MHz	300.000 kHz	6.96508 GHz	-61.40 dBm	-50.97 dB	-11.06 dB
-20.000 MHz	-11.000 MHz	300.000 kHz	6.97508 GHz	-61.29 dBm	-50.86 dB	-22.92 dB
-11.000 MHz	-10.000 MHz	300.000 kHz	6.98408 GHz	-56.55 dBm	-46.11 dB	-27.78 dB
10.000 MHz	11.000 MHz	300.000 kHz	7.00592 GHz	-58.34 dBm	-47.90 dB	-29.57 dB
11.000 MHz	20.000 MHz	300.000 kHz	7.01493 GHz	-65.24 dBm	-54.81 dB	-26.87 dB
20.000 MHz	30.000 MHz	300.000 kHz	7.02492 GHz	-65.50 dBm	-55.06 dB	-15.15 dB
30.000 MHz	40.000 MHz	300.000 kHz	7.02659 GHz	-65.46 dBm	-55.02 dB	-15.02 dB

Date: 22.OCT.2022 01:13:06

Plot on Channel 7095MHz

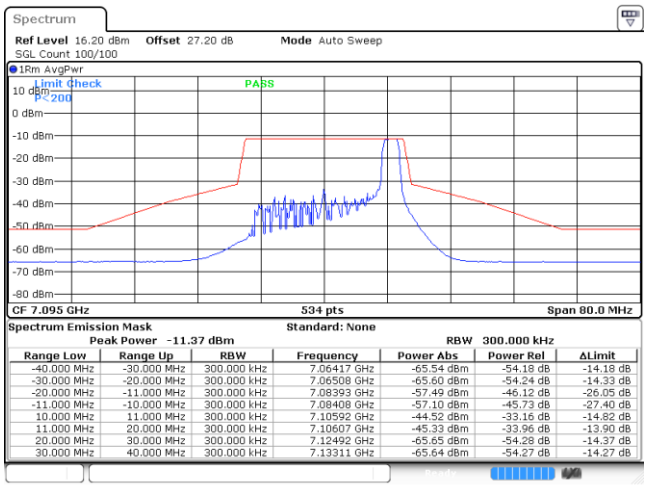

Range Low	Range Up	RBW	Frequency	Power Abs	Power Rel	ΔLimit
-40.000 MHz	-30.000 MHz	300.000 kHz	7.06417 GHz	-65.54 dBm	-54.18 dB	-14.18 dB
-30.000 MHz	-20.000 MHz	300.000 kHz	7.06508 GHz	-65.60 dBm	-54.24 dB	-14.33 dB
-20.000 MHz	-11.000 MHz	300.000 kHz	7.08393 GHz	-57.49 dBm	-46.12 dB	-26.05 dB
-11.000 MHz	-10.000 MHz	300.000 kHz	7.08408 GHz	-57.10 dBm	-45.73 dB	-27.40 dB
10.000 MHz	11.000 MHz	300.000 kHz	7.10592 GHz	-44.52 dBm	-33.16 dB	-14.82 dB
11.000 MHz	20.000 MHz	300.000 kHz	7.10607 GHz	-45.33 dBm	-33.96 dB	-13.90 dB
20.000 MHz	30.000 MHz	300.000 kHz	7.12492 GHz	-65.65 dBm	-54.28 dB	-14.37 dB
30.000 MHz	40.000 MHz	300.000 kHz	7.13311 GHz	-65.64 dBm	-54.27 dB	-14.27 dB

Date: 22.OCT.2022 01:20:20

EUT Mode :	802.11ax HE20 52RU

Plot on Channel 5955MHz

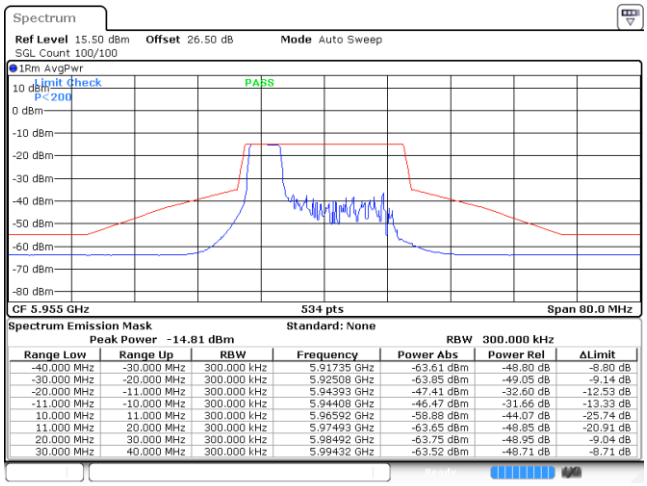

Spectrum Emission Mask Standard: None
Peak Power -14.81 dBm RBW 300.000 kHz

Range Low	Range Up	RBW	Frequency	Power Abs	Power Rel	ΔLimit
-40.000 MHz	-30.000 MHz	300.000 kHz	5.91735 GHz	-63.61 dBm	-48.80 dB	-8.80 dB
-30.000 MHz	-20.000 MHz	300.000 kHz	5.92508 GHz	-63.85 dBm	-49.05 dB	-9.14 dB
-20.000 MHz	-11.000 MHz	300.000 kHz	5.94393 GHz	-47.41 dBm	-32.60 dB	-12.53 dB
-11.000 MHz	-10.000 MHz	300.000 kHz	5.94408 GHz	-46.47 dBm	-31.66 dB	-13.33 dB
10.000 MHz	11.000 MHz	300.000 kHz	5.96592 GHz	-58.88 dBm	-44.07 dB	-25.74 dB
11.000 MHz	20.000 MHz	300.000 kHz	5.97493 GHz	-63.65 dBm	-48.85 dB	-20.91 dB
20.000 MHz	30.000 MHz	300.000 kHz	5.98492 GHz	-63.75 dBm	-48.95 dB	-9.04 dB
30.000 MHz	40.000 MHz	300.000 kHz	5.99432 GHz	-63.52 dBm	-48.71 dB	-8.71 dB

Date: 21.OCT.2022 22:46:40

Plot on Channel 6195MHz

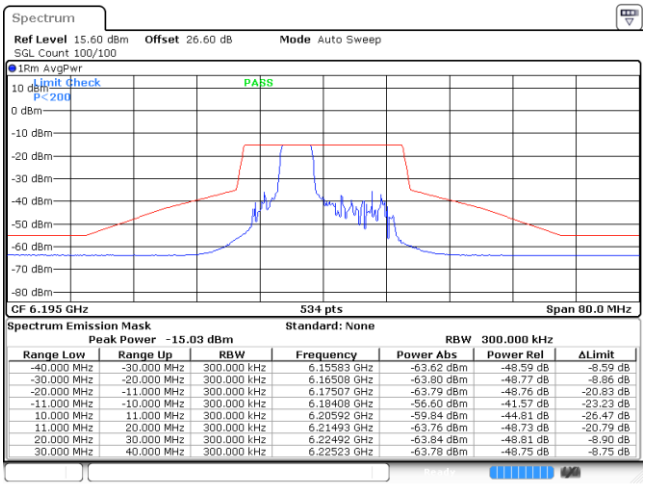

Spectrum Emission Mask Standard: None
Peak Power -15.03 dBm RBW 300.000 kHz

Range Low	Range Up	RBW	Frequency	Power Abs	Power Rel	ΔLimit
-40.000 MHz	-30.000 MHz	300.000 kHz	6.15583 GHz	-63.62 dBm	-48.59 dB	-8.59 dB
-30.000 MHz	-20.000 MHz	300.000 kHz	6.16508 GHz	-63.80 dBm	-48.77 dB	-8.86 dB
-20.000 MHz	-11.000 MHz	300.000 kHz	6.17507 GHz	-63.79 dBm	-48.76 dB	-20.83 dB
-11.000 MHz	-10.000 MHz	300.000 kHz	6.18408 GHz	-56.60 dBm	-41.57 dB	-23.23 dB
10.000 MHz	11.000 MHz	300.000 kHz	6.20592 GHz	-59.84 dBm	-44.81 dB	-26.47 dB
11.000 MHz	20.000 MHz	300.000 kHz	6.21493 GHz	-63.76 dBm	-48.73 dB	-20.79 dB
20.000 MHz	30.000 MHz	300.000 kHz	6.22492 GHz	-63.84 dBm	-48.81 dB	-8.90 dB
30.000 MHz	40.000 MHz	300.000 kHz	6.22523 GHz	-63.78 dBm	-48.75 dB	-8.75 dB

Date: 21.OCT.2022 23:14:15

Plot on Channel 6415MHz

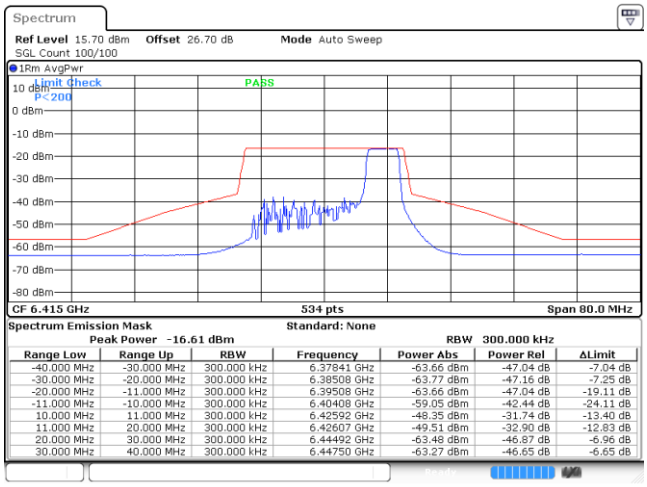

Spectrum Emission Mask Standard: None
Peak Power -16.61 dBm RBW 300.000 kHz

Range Low	Range Up	RBW	Frequency	Power Abs	Power Rel	ΔLimit
-40.000 MHz	-30.000 MHz	300.000 kHz	6.37841 GHz	-63.66 dBm	-47.04 dB	-7.04 dB
-30.000 MHz	-20.000 MHz	300.000 kHz	6.38508 GHz	-63.77 dBm	-47.16 dB	-7.25 dB
-20.000 MHz	-11.000 MHz	300.000 kHz	6.39508 GHz	-63.66 dBm	-47.04 dB	-19.11 dB
-11.000 MHz	-10.000 MHz	300.000 kHz	6.40408 GHz	-59.05 dBm	-42.44 dB	-24.11 dB
10.000 MHz	11.000 MHz	300.000 kHz	6.42592 GHz	-48.35 dBm	-31.74 dB	-13.40 dB
11.000 MHz	20.000 MHz	300.000 kHz	6.42607 GHz	-49.51 dBm	-32.90 dB	-12.83 dB
20.000 MHz	30.000 MHz	300.000 kHz	6.44492 GHz	-63.48 dBm	-46.87 dB	-6.96 dB
30.000 MHz	40.000 MHz	300.000 kHz	6.44750 GHz	-63.27 dBm	-46.65 dB	-6.65 dB

Date: 21.OCT.2022 23:25:45

Plot on Channel 6435MHz

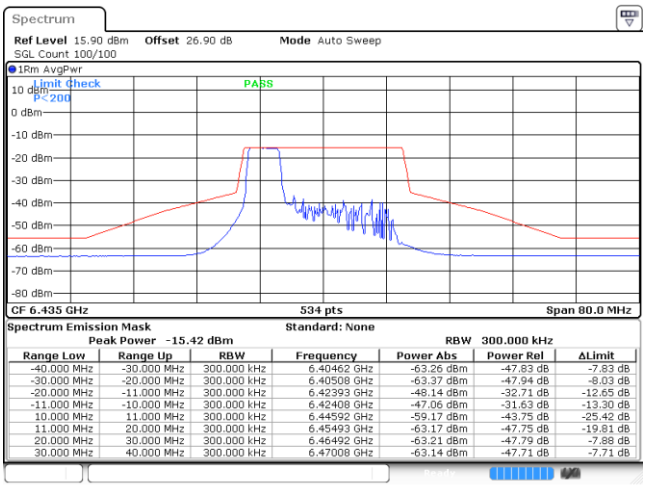

Spectrum Emission Mask Standard: None
Peak Power -15.42 dBm RBW 300.000 kHz

Range Low	Range Up	RBW	Frequency	Power Abs	Power Rel	ΔLimit
-40.000 MHz	-30.000 MHz	300.000 kHz	6.40462 GHz	-63.26 dBm	-47.83 dB	-7.83 dB
-30.000 MHz	-20.000 MHz	300.000 kHz	6.40508 GHz	-63.37 dBm	-47.94 dB	-8.03 dB
-20.000 MHz	-11.000 MHz	300.000 kHz	6.42393 GHz	-48.14 dBm	-32.71 dB	-12.65 dB
-11.000 MHz	-10.000 MHz	300.000 kHz	6.42408 GHz	-47.06 dBm	-31.63 dB	-13.30 dB
10.000 MHz	11.000 MHz	300.000 kHz	6.44592 GHz	-59.17 dBm	-43.75 dB	-25.42 dB
11.000 MHz	20.000 MHz	300.000 kHz	6.45493 GHz	-63.17 dBm	-47.75 dB	-19.81 dB
20.000 MHz	30.000 MHz	300.000 kHz	6.46492 GHz	-63.21 dBm	-47.79 dB	-7.88 dB
30.000 MHz	40.000 MHz	300.000 kHz	6.47008 GHz	-63.14 dBm	-47.71 dB	-7.71 dB

Date: 21.OCT.2022 23:36:58

Plot on Channel 6475MHz

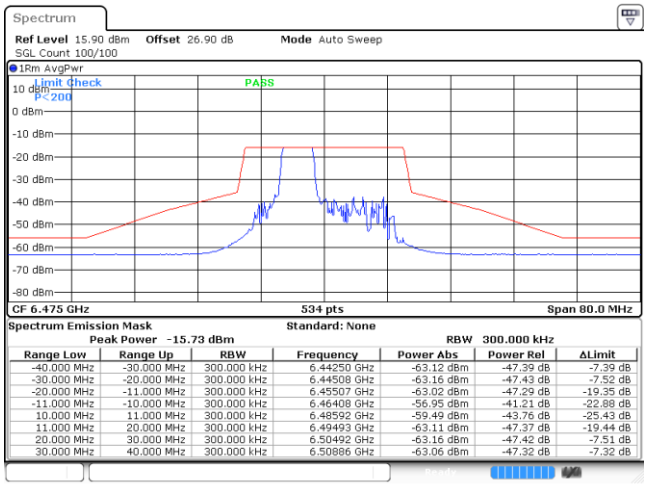

Spectrum Emission Mask Standard: None
Peak Power -15.73 dBm RBW 300.000 kHz

Range Low	Range Up	RBW	Frequency	Power Abs	Power Rel	ΔLimit
-40.000 MHz	-30.000 MHz	300.000 kHz	6.44250 GHz	-63.12 dBm	-47.39 dB	-7.39 dB
-30.000 MHz	-20.000 MHz	300.000 kHz	6.44508 GHz	-63.16 dBm	-47.43 dB	-7.52 dB
-20.000 MHz	-11.000 MHz	300.000 kHz	6.45507 GHz	-63.02 dBm	-47.29 dB	-19.35 dB
-11.000 MHz	-10.000 MHz	300.000 kHz	6.46408 GHz	-56.95 dBm	-41.21 dB	-22.88 dB
10.000 MHz	11.000 MHz	300.000 kHz	6.48592 GHz	-59.49 dBm	-43.76 dB	-25.43 dB
11.000 MHz	20.000 MHz	300.000 kHz	6.49493 GHz	-63.11 dBm	-47.37 dB	-19.44 dB
20.000 MHz	30.000 MHz	300.000 kHz	6.50492 GHz	-63.16 dBm	-47.42 dB	-7.51 dB
30.000 MHz	40.000 MHz	300.000 kHz	6.50886 GHz	-63.06 dBm	-47.32 dB	-7.32 dB

Date: 21.OCT.2022 23:45:58

Plot on Channel 6515MHz

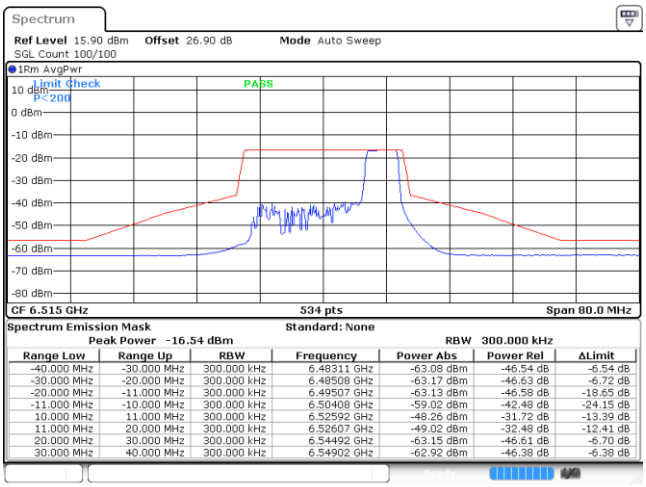

Spectrum Emission Mask Standard: None
Peak Power -16.54 dBm RBW 300.000 kHz

Range Low	Range Up	RBW	Frequency	Power Abs	Power Rel	ΔLimit
-40.000 MHz	-30.000 MHz	300.000 kHz	6.48311 GHz	-63.08 dBm	-46.54 dB	-6.54 dB
-30.000 MHz	-20.000 MHz	300.000 kHz	6.48508 GHz	-63.17 dBm	-46.63 dB	-6.72 dB
-20.000 MHz	-11.000 MHz	300.000 kHz	6.49507 GHz	-63.13 dBm	-46.58 dB	-18.65 dB
-11.000 MHz	-10.000 MHz	300.000 kHz	6.50408 GHz	-59.02 dBm	-42.48 dB	-24.15 dB
10.000 MHz	11.000 MHz	300.000 kHz	6.52592 GHz	-48.26 dBm	-31.72 dB	-13.39 dB
11.000 MHz	20.000 MHz	300.000 kHz	6.52607 GHz	-49.02 dBm	-32.48 dB	-12.41 dB
20.000 MHz	30.000 MHz	300.000 kHz	6.54492 GHz	-63.15 dBm	-46.61 dB	-6.70 dB
30.000 MHz	40.000 MHz	300.000 kHz	6.54902 GHz	-62.92 dBm	-46.38 dB	-6.38 dB

Date: 21.OCT.2022 23:55:52

Plot on Channel 6535MHz

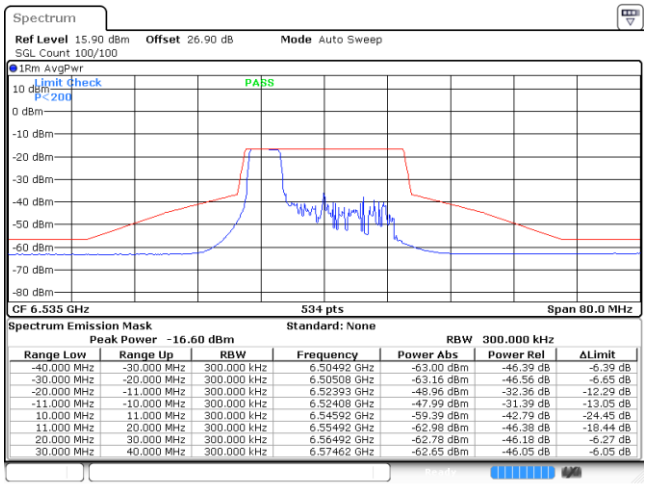

Spectrum Emission Mask Standard: None
Peak Power -16.60 dBm RBW 300.000 kHz

Range Low	Range Up	RBW	Frequency	Power Abs	Power Rel	ΔLimit
-40.000 MHz	-30.000 MHz	300.000 kHz	6.50492 GHz	-63.00 dBm	-46.39 dB	-6.39 dB
-30.000 MHz	-20.000 MHz	300.000 kHz	6.50508 GHz	-63.16 dBm	-46.56 dB	-6.65 dB
-20.000 MHz	-11.000 MHz	300.000 kHz	6.52393 GHz	-48.96 dBm	-32.36 dB	-12.29 dB
-11.000 MHz	-10.000 MHz	300.000 kHz	6.52408 GHz	-47.99 dBm	-31.39 dB	-13.05 dB
10.000 MHz	11.000 MHz	300.000 kHz	6.54592 GHz	-59.39 dBm	-42.79 dB	-24.45 dB
11.000 MHz	20.000 MHz	300.000 kHz	6.55492 GHz	-62.98 dBm	-46.38 dB	-18.44 dB
20.000 MHz	30.000 MHz	300.000 kHz	6.56492 GHz	-62.78 dBm	-46.18 dB	-6.27 dB
30.000 MHz	40.000 MHz	300.000 kHz	6.57462 GHz	-62.65 dBm	-46.05 dB	-6.05 dB

Date: 22.OCT.2022 00:16:39

Plot on Channel 6695MHz

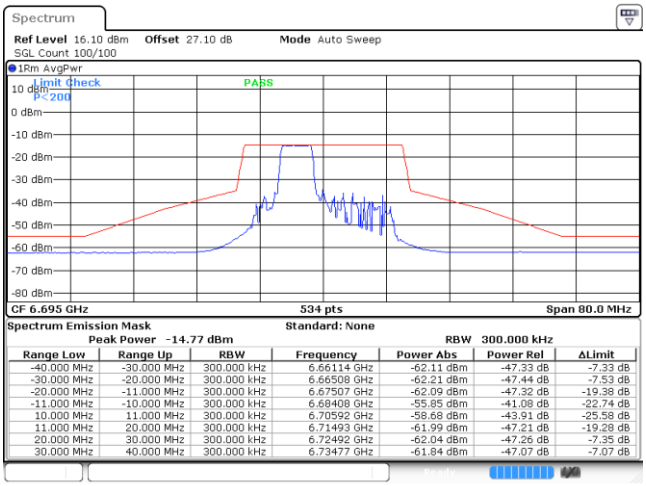

Spectrum Emission Mask Standard: None
Peak Power -14.77 dBm RBW 300.000 kHz

Range Low	Range Up	RBW	Frequency	Power Abs	Power Rel	ΔLimit
-40.000 MHz	-30.000 MHz	300.000 kHz	6.66114 GHz	-62.11 dBm	-47.33 dB	-7.33 dB
-30.000 MHz	-20.000 MHz	300.000 kHz	6.66508 GHz	-62.21 dBm	-47.44 dB	-7.53 dB
-20.000 MHz	-11.000 MHz	300.000 kHz	6.67507 GHz	-62.09 dBm	-47.32 dB	-19.38 dB
-11.000 MHz	-10.000 MHz	300.000 kHz	6.68408 GHz	-55.85 dBm	-41.08 dB	-22.74 dB
10.000 MHz	11.000 MHz	300.000 kHz	6.70592 GHz	-58.68 dBm	-43.91 dB	-25.58 dB
11.000 MHz	20.000 MHz	300.000 kHz	6.71493 GHz	-61.99 dBm	-47.21 dB	-19.28 dB
20.000 MHz	30.000 MHz	300.000 kHz	6.72492 GHz	-62.04 dBm	-47.26 dB	-7.35 dB
30.000 MHz	40.000 MHz	300.000 kHz	6.73477 GHz	-61.84 dBm	-47.07 dB	-7.07 dB

Date: 22.OCT.2022 00:29:46

Plot on Channel 6855MHz

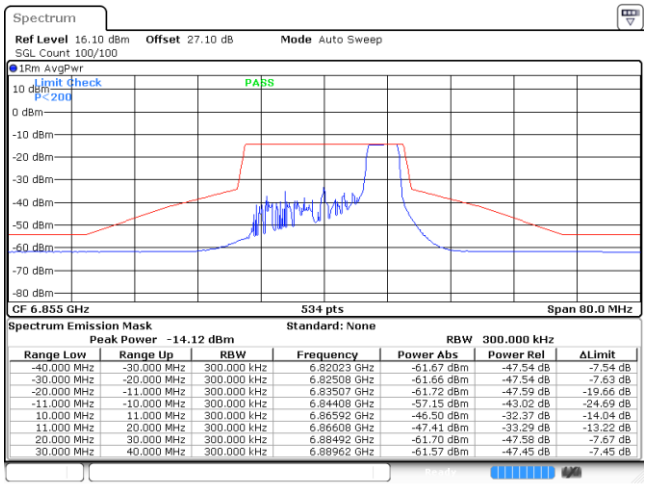

Spectrum Emission Mask Standard: None
Peak Power -14.12 dBm RBW 300.000 kHz

Range Low	Range Up	RBW	Frequency	Power Abs	Power Rel	ΔLimit
-40.000 MHz	-30.000 MHz	300.000 kHz	6.82023 GHz	-61.67 dBm	-47.54 dB	-7.54 dB
-30.000 MHz	-20.000 MHz	300.000 kHz	6.82508 GHz	-61.66 dBm	-47.54 dB	-7.63 dB
-20.000 MHz	-11.000 MHz	300.000 kHz	6.83507 GHz	-61.72 dBm	-47.59 dB	-19.66 dB
-11.000 MHz	-10.000 MHz	300.000 kHz	6.84408 GHz	-57.15 dBm	-43.02 dB	-24.69 dB
10.000 MHz	11.000 MHz	300.000 kHz	6.86592 GHz	-46.50 dBm	-32.37 dB	-14.04 dB
11.000 MHz	20.000 MHz	300.000 kHz	6.86608 GHz	-47.41 dBm	-33.29 dB	-13.22 dB
20.000 MHz	30.000 MHz	300.000 kHz	6.88492 GHz	-61.70 dBm	-47.58 dB	-7.67 dB
30.000 MHz	40.000 MHz	300.000 kHz	6.88962 GHz	-61.57 dBm	-47.45 dB	-7.45 dB

Date: 22.OCT.2022 00:41:10

Plot on Channel 6875MHz

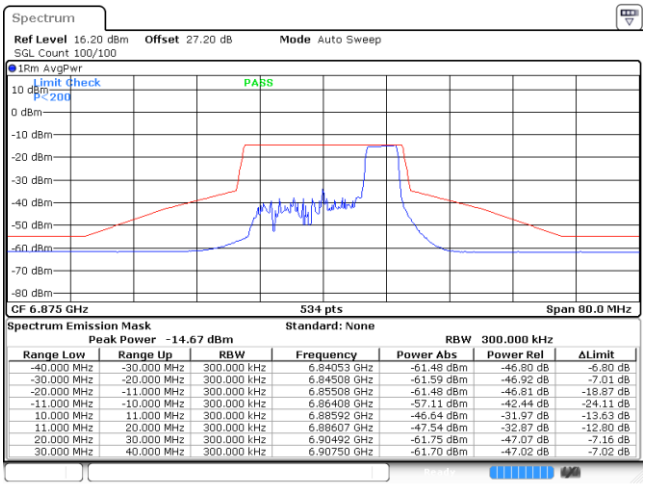

Spectrum Emission Mask Standard: None
Peak Power -14.67 dBm RBW 300.000 kHz

Range Low	Range Up	RBW	Frequency	Power Abs	Power Rel	ΔLimit
-40.000 MHz	-30.000 MHz	300.000 kHz	6.84053 GHz	-61.48 dBm	-46.80 dB	-6.80 dB
-30.000 MHz	-20.000 MHz	300.000 kHz	6.84508 GHz	-61.59 dBm	-46.92 dB	-7.01 dB
-20.000 MHz	-11.000 MHz	300.000 kHz	6.85508 GHz	-61.48 dBm	-46.81 dB	-18.87 dB
-11.000 MHz	-10.000 MHz	300.000 kHz	6.86408 GHz	-57.11 dBm	-42.44 dB	-24.11 dB
10.000 MHz	11.000 MHz	300.000 kHz	6.88592 GHz	-46.64 dBm	-31.97 dB	-13.63 dB
11.000 MHz	20.000 MHz	300.000 kHz	6.88607 GHz	-47.54 dBm	-32.87 dB	-12.80 dB
20.000 MHz	30.000 MHz	300.000 kHz	6.90492 GHz	-61.75 dBm	-47.07 dB	-7.16 dB
30.000 MHz	40.000 MHz	300.000 kHz	6.90750 GHz	-61.70 dBm	-47.02 dB	-7.02 dB

Date: 22.OCT.2022 00:53:09

Plot on Channel 6895MHz

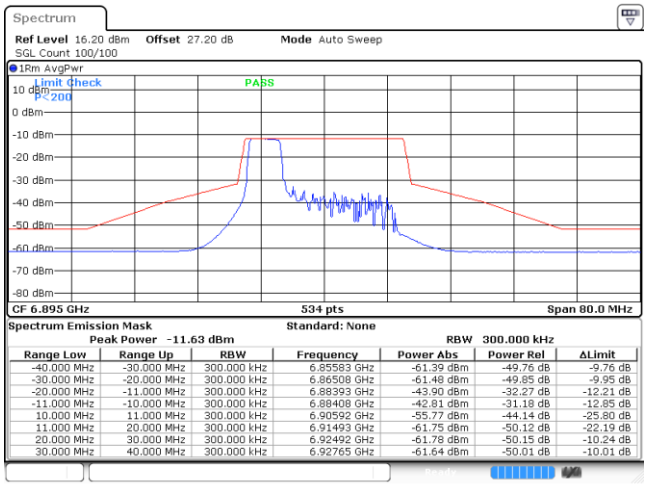

Spectrum Emission Mask Standard: None
Peak Power -11.63 dBm RBW 300.000 kHz

Range Low	Range Up	RBW	Frequency	Power Abs	Power Rel	ΔLimit
-40.000 MHz	-30.000 MHz	300.000 kHz	6.85583 GHz	-61.39 dBm	-49.76 dB	-9.76 dB
-30.000 MHz	-20.000 MHz	300.000 kHz	6.86508 GHz	-61.48 dBm	-49.85 dB	-9.95 dB
-20.000 MHz	-11.000 MHz	300.000 kHz	6.88393 GHz	-43.90 dBm	-32.27 dB	-12.21 dB
-11.000 MHz	-10.000 MHz	300.000 kHz	6.88408 GHz	-42.81 dBm	-31.18 dB	-12.85 dB
10.000 MHz	11.000 MHz	300.000 kHz	6.90592 GHz	-55.77 dBm	-44.14 dB	-25.80 dB
11.000 MHz	20.000 MHz	300.000 kHz	6.91493 GHz	-61.75 dBm	-50.12 dB	-22.19 dB
20.000 MHz	30.000 MHz	300.000 kHz	6.92492 GHz	-61.78 dBm	-50.15 dB	-10.24 dB
30.000 MHz	40.000 MHz	300.000 kHz	6.92765 GHz	-61.64 dBm	-50.01 dB	-10.01 dB

Date: 22.OCT.2022 01:07:40

Plot on Channel 6995MHz

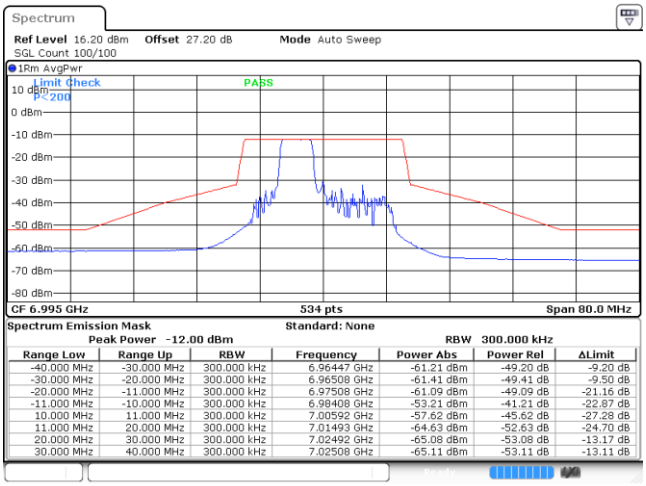

Spectrum Emission Mask Standard: None
Peak Power -12.00 dBm RBW 300.000 kHz

Range Low	Range Up	RBW	Frequency	Power Abs	Power Rel	ΔLimit
-40.000 MHz	-30.000 MHz	300.000 kHz	6.96447 GHz	-61.21 dBm	-49.20 dB	-9.20 dB
-30.000 MHz	-20.000 MHz	300.000 kHz	6.96508 GHz	-61.41 dBm	-49.41 dB	-9.50 dB
-20.000 MHz	-11.000 MHz	300.000 kHz	6.97508 GHz	-61.09 dBm	-49.09 dB	-21.16 dB
-11.000 MHz	-10.000 MHz	300.000 kHz	6.98408 GHz	-53.21 dBm	-41.21 dB	-22.87 dB
10.000 MHz	11.000 MHz	300.000 kHz	7.00592 GHz	-57.62 dBm	-45.62 dB	-27.28 dB
11.000 MHz	20.000 MHz	300.000 kHz	7.01493 GHz	-64.63 dBm	-52.63 dB	-24.70 dB
20.000 MHz	30.000 MHz	300.000 kHz	7.02492 GHz	-65.08 dBm	-53.08 dB	-13.17 dB
30.000 MHz	40.000 MHz	300.000 kHz	7.02508 GHz	-65.11 dBm	-53.11 dB	-13.11 dB

Date: 22.OCT.2022 01:15:47

Plot on Channel 7095MHz

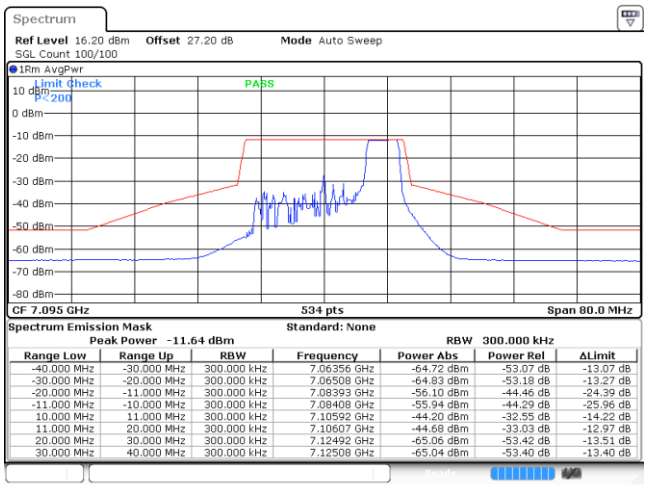

Range Low	Range Up	RBW	Frequency	Power Abs	Power Rel	ΔLimit
-40.000 MHz	-30.000 MHz	300.000 kHz	7.06356 GHz	-64.72 dBm	-53.07 dB	-13.07 dB
-30.000 MHz	-20.000 MHz	300.000 kHz	7.06508 GHz	-64.83 dBm	-53.18 dB	-13.27 dB
-20.000 MHz	-11.000 MHz	300.000 kHz	7.08393 GHz	-56.10 dBm	-44.46 dB	-24.39 dB
-11.000 MHz	-10.000 MHz	300.000 kHz	7.08408 GHz	-55.94 dBm	-44.29 dB	-25.96 dB
10.000 MHz	11.000 MHz	300.000 kHz	7.10592 GHz	-44.20 dBm	-32.55 dB	-14.22 dB
11.000 MHz	20.000 MHz	300.000 kHz	7.10607 GHz	-44.68 dBm	-33.03 dB	-12.97 dB
20.000 MHz	30.000 MHz	300.000 kHz	7.12492 GHz	-65.06 dBm	-53.42 dB	-13.51 dB
30.000 MHz	40.000 MHz	300.000 kHz	7.12508 GHz	-65.04 dBm	-53.40 dB	-13.40 dB

Date: 22.OCT.2022 01:23:23

EUT Mode :	802.11ax HE20 106RU

Plot on Channel 5955MHz

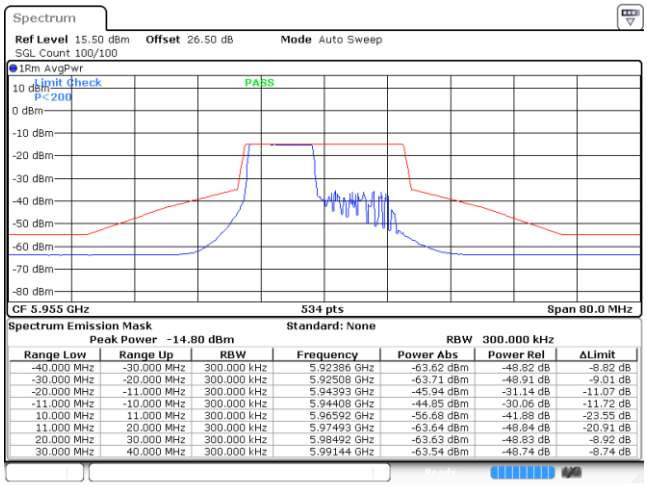

Spectrum Emission Mask Standard: None
Peak Power -14.80 dBm RBW 300.000 kHz

Range Low	Range Up	RBW	Frequency	Power Abs	Power Rel	ΔLimit
-40.000 MHz	-30.000 MHz	300.000 kHz	5.92386 GHz	-63.62 dBm	-48.82 dB	-8.82 dB
-30.000 MHz	-20.000 MHz	300.000 kHz	5.92508 GHz	-63.71 dBm	-48.91 dB	-9.01 dB
-20.000 MHz	-11.000 MHz	300.000 kHz	5.94393 GHz	-45.94 dBm	-31.14 dB	-11.07 dB
-11.000 MHz	-10.000 MHz	300.000 kHz	5.94408 GHz	-44.85 dBm	-30.06 dB	-11.72 dB
10.000 MHz	11.000 MHz	300.000 kHz	5.96592 GHz	-56.68 dBm	-41.88 dB	-23.55 dB
11.000 MHz	20.000 MHz	300.000 kHz	5.97493 GHz	-63.64 dBm	-48.84 dB	-20.91 dB
20.000 MHz	30.000 MHz	300.000 kHz	5.98492 GHz	-63.63 dBm	-48.83 dB	-8.92 dB
30.000 MHz	40.000 MHz	300.000 kHz	5.99144 GHz	-63.54 dBm	-48.74 dB	-8.74 dB

Date: 21.OCT.2022 22:49:14

Plot on Channel 6195MHz

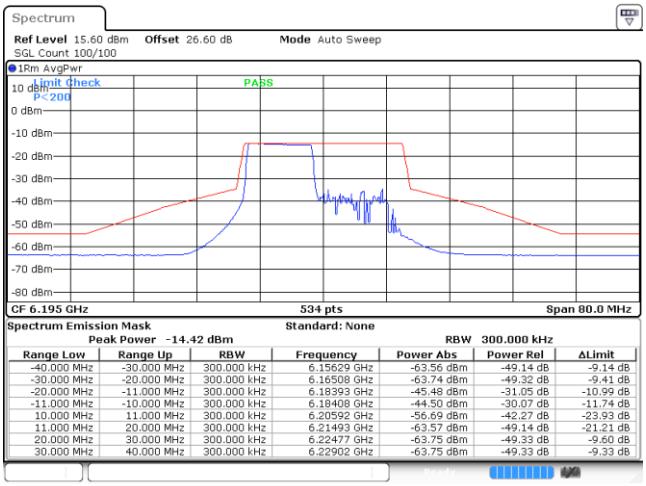

Spectrum Emission Mask Standard: None
Peak Power -14.42 dBm RBW 300.000 kHz

Range Low	Range Up	RBW	Frequency	Power Abs	Power Rel	ΔLimit
-40.000 MHz	-30.000 MHz	300.000 kHz	6.15629 GHz	-63.56 dBm	-49.14 dB	-9.14 dB
-30.000 MHz	-20.000 MHz	300.000 kHz	6.16508 GHz	-63.74 dBm	-49.32 dB	-9.41 dB
-20.000 MHz	-11.000 MHz	300.000 kHz	6.18393 GHz	-45.48 dBm	-31.05 dB	-10.99 dB
-11.000 MHz	-10.000 MHz	300.000 kHz	6.18408 GHz	-44.50 dBm	-30.07 dB	-11.74 dB
10.000 MHz	11.000 MHz	300.000 kHz	6.20592 GHz	-56.69 dBm	-42.27 dB	-23.93 dB
11.000 MHz	20.000 MHz	300.000 kHz	6.21493 GHz	-63.57 dBm	-49.14 dB	-21.21 dB
20.000 MHz	30.000 MHz	300.000 kHz	6.22477 GHz	-63.75 dBm	-49.33 dB	-9.60 dB
30.000 MHz	40.000 MHz	300.000 kHz	6.22902 GHz	-63.75 dBm	-49.33 dB	-9.33 dB

Date: 21.OCT.2022 23:18:47

Plot on Channel 6415MHz

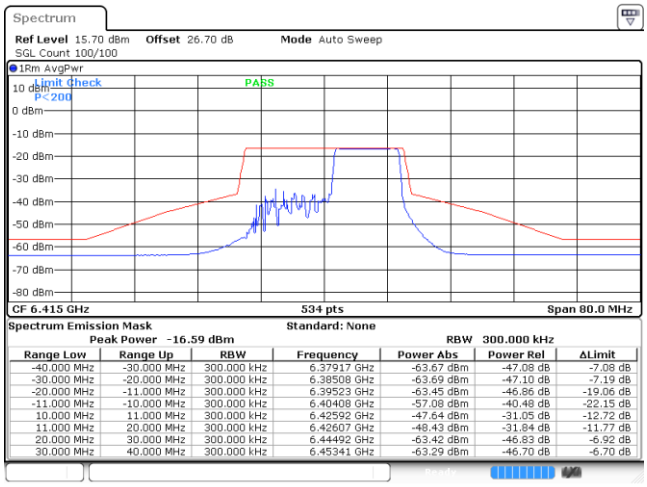

Spectrum Emission Mask Standard: None
Peak Power -16.59 dBm RBW 300.000 kHz

Range Low	Range Up	RBW	Frequency	Power Abs	Power Rel	ΔLimit
-40.000 MHz	-30.000 MHz	300.000 kHz	6.37917 GHz	-63.67 dBm	-47.08 dB	-7.08 dB
-30.000 MHz	-20.000 MHz	300.000 kHz	6.38508 GHz	-63.69 dBm	-47.10 dB	-7.19 dB
-20.000 MHz	-11.000 MHz	300.000 kHz	6.39523 GHz	-63.45 dBm	-46.86 dB	-19.06 dB
-11.000 MHz	-10.000 MHz	300.000 kHz	6.40408 GHz	-57.08 dBm	-40.48 dB	-22.15 dB
10.000 MHz	11.000 MHz	300.000 kHz	6.42592 GHz	-47.64 dBm	-31.05 dB	-12.72 dB
11.000 MHz	20.000 MHz	300.000 kHz	6.42607 GHz	-48.43 dBm	-31.84 dB	-11.77 dB
20.000 MHz	30.000 MHz	300.000 kHz	6.44492 GHz	-63.42 dBm	-46.83 dB	-6.92 dB
30.000 MHz	40.000 MHz	300.000 kHz	6.45341 GHz	-63.29 dBm	-46.70 dB	-6.70 dB

Date: 21.OCT.2022 23:28:59

Plot on Channel 6435MHz

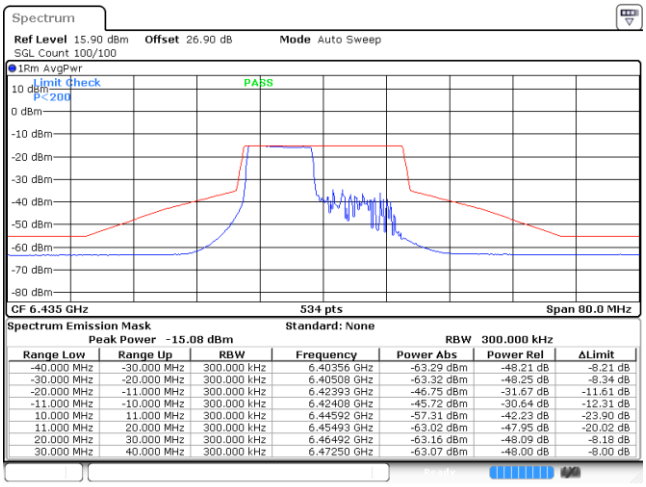

Spectrum Emission Mask Standard: None
Peak Power -15.08 dBm RBW 300.000 kHz

Range Low	Range Up	RBW	Frequency	Power Abs	Power Rel	ΔLimit
-40.000 MHz	-30.000 MHz	300.000 kHz	6.40356 GHz	-63.29 dBm	-48.21 dB	-8.21 dB
-30.000 MHz	-20.000 MHz	300.000 kHz	6.40508 GHz	-63.32 dBm	-48.25 dB	-8.34 dB
-20.000 MHz	-11.000 MHz	300.000 kHz	6.42393 GHz	-46.75 dBm	-31.67 dB	-11.61 dB
-11.000 MHz	-10.000 MHz	300.000 kHz	6.42408 GHz	-45.72 dBm	-30.64 dB	-12.31 dB
10.000 MHz	11.000 MHz	300.000 kHz	6.44592 GHz	-57.31 dBm	-42.23 dB	-23.90 dB
11.000 MHz	20.000 MHz	300.000 kHz	6.45493 GHz	-63.02 dBm	-47.95 dB	-20.02 dB
20.000 MHz	30.000 MHz	300.000 kHz	6.46492 GHz	-63.16 dBm	-48.09 dB	-8.18 dB
30.000 MHz	40.000 MHz	300.000 kHz	6.47250 GHz	-63.07 dBm	-48.00 dB	-8.00 dB

Date: 21.OCT.2022 23:39:59

Plot on Channel 6475MHz

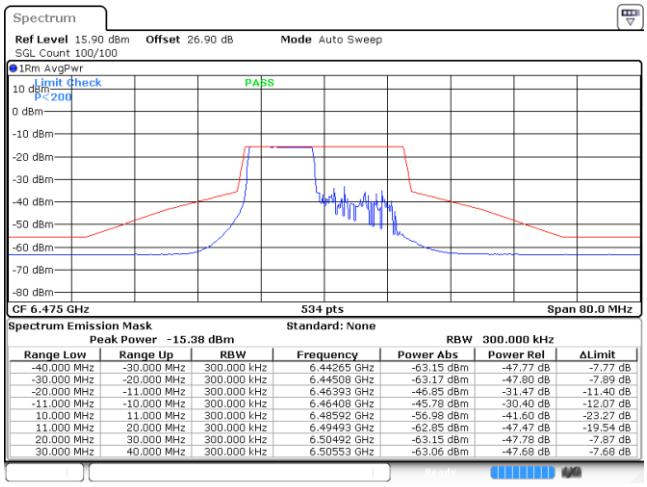

Spectrum Emission Mask Standard: None
Peak Power -15.38 dBm RBW 300.000 kHz

Range Low	Range Up	RBW	Frequency	Power Abs	Power Rel	ΔLimit
-40.000 MHz	-30.000 MHz	300.000 kHz	6.44265 GHz	-63.15 dBm	-47.77 dB	-7.77 dB
-30.000 MHz	-20.000 MHz	300.000 kHz	6.44508 GHz	-63.17 dBm	-47.80 dB	-7.89 dB
-20.000 MHz	-11.000 MHz	300.000 kHz	6.46393 GHz	-46.85 dBm	-31.47 dB	-11.40 dB
-11.000 MHz	-10.000 MHz	300.000 kHz	6.46408 GHz	-45.78 dBm	-30.40 dB	-12.07 dB
10.000 MHz	11.000 MHz	300.000 kHz	6.48592 GHz	-56.98 dBm	-41.60 dB	-23.27 dB
11.000 MHz	20.000 MHz	300.000 kHz	6.49493 GHz	-62.85 dBm	-47.47 dB	-19.54 dB
20.000 MHz	30.000 MHz	300.000 kHz	6.50492 GHz	-63.15 dBm	-47.78 dB	-7.87 dB
30.000 MHz	40.000 MHz	300.000 kHz	6.50553 GHz	-63.06 dBm	-47.68 dB	-7.68 dB

Date: 21.OCT.2022 23:48:28

Plot on Channel 6515MHz

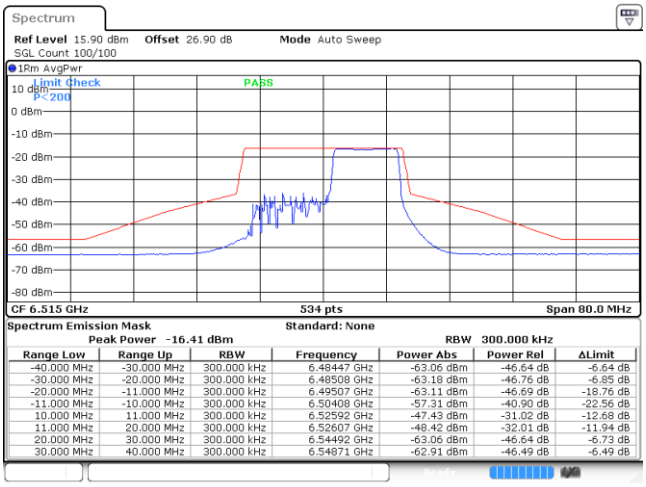

Spectrum Emission Mask Standard: None
Peak Power -16.41 dBm RBW 300.000 kHz

Range Low	Range Up	RBW	Frequency	Power Abs	Power Rel	ΔLimit
-40.000 MHz	-30.000 MHz	300.000 kHz	6.48447 GHz	-63.06 dBm	-46.64 dB	-6.64 dB
-30.000 MHz	-20.000 MHz	300.000 kHz	6.48508 GHz	-63.18 dBm	-46.76 dB	-6.85 dB
-20.000 MHz	-11.000 MHz	300.000 kHz	6.49507 GHz	-63.11 dBm	-46.69 dB	-18.76 dB
-11.000 MHz	-10.000 MHz	300.000 kHz	6.50408 GHz	-57.31 dBm	-40.90 dB	-22.56 dB
10.000 MHz	11.000 MHz	300.000 kHz	6.52592 GHz	-47.43 dBm	-31.02 dB	-12.68 dB
11.000 MHz	20.000 MHz	300.000 kHz	6.52607 GHz	-48.42 dBm	-32.01 dB	-11.94 dB
20.000 MHz	30.000 MHz	300.000 kHz	6.54492 GHz	-63.06 dBm	-46.64 dB	-6.73 dB
30.000 MHz	40.000 MHz	300.000 kHz	6.54871 GHz	-62.91 dBm	-46.49 dB	-6.49 dB

Date: 21.OCT.2022 23:59:12

Plot on Channel 6535MHz

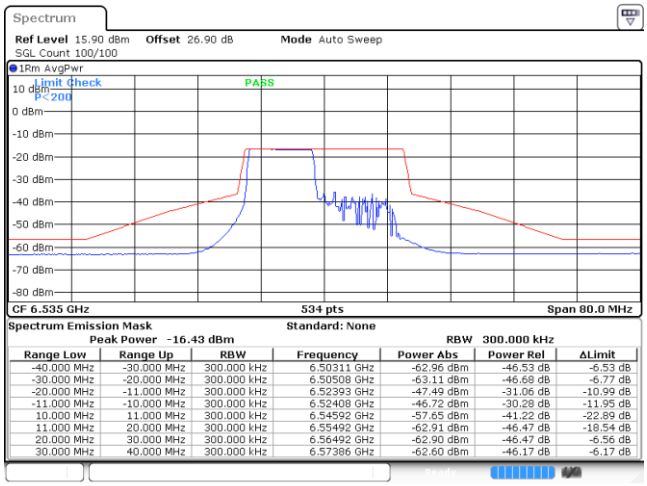

Spectrum Emission Mask Standard: None
Peak Power -16.43 dBm RBW 300.000 kHz

Range Low	Range Up	RBW	Frequency	Power Abs	Power Rel	ΔLimit
-40.000 MHz	-30.000 MHz	300.000 kHz	6.50311 GHz	-62.96 dBm	-46.53 dB	-6.53 dB
-30.000 MHz	-20.000 MHz	300.000 kHz	6.50508 GHz	-63.11 dBm	-46.68 dB	-6.77 dB
-20.000 MHz	-11.000 MHz	300.000 kHz	6.52393 GHz	-47.49 dBm	-31.06 dB	-10.99 dB
-11.000 MHz	-10.000 MHz	300.000 kHz	6.52408 GHz	-46.72 dBm	-30.28 dB	-11.95 dB
10.000 MHz	11.000 MHz	300.000 kHz	6.54592 GHz	-57.65 dBm	-41.22 dB	-22.89 dB
11.000 MHz	20.000 MHz	300.000 kHz	6.55492 GHz	-62.91 dBm	-46.47 dB	-18.54 dB
20.000 MHz	30.000 MHz	300.000 kHz	6.56492 GHz	-62.90 dBm	-46.47 dB	-6.56 dB
30.000 MHz	40.000 MHz	300.000 kHz	6.57386 GHz	-62.60 dBm	-46.17 dB	-6.17 dB

Date: 22.OCT.2022 00:19:03

Plot on Channel 6695MHz

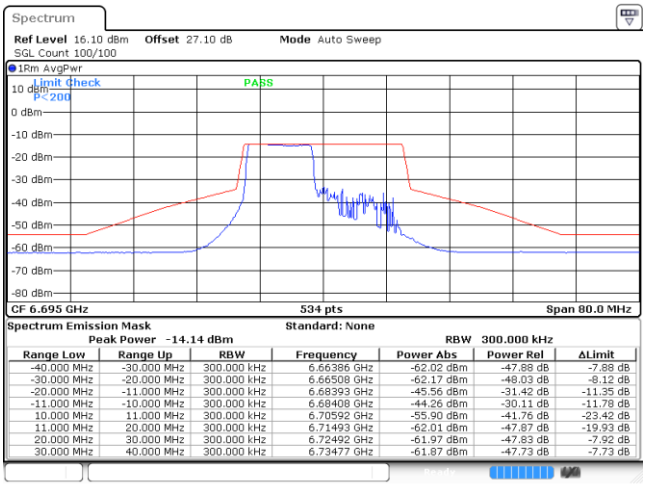

Spectrum Emission Mask Standard: None
Peak Power -14.14 dBm RBW 300.000 kHz

Range Low	Range Up	RBW	Frequency	Power Abs	Power Rel	ΔLimit
-40.000 MHz	-30.000 MHz	300.000 kHz	6.66386 GHz	-62.02 dBm	-47.88 dB	-7.88 dB
-30.000 MHz	-20.000 MHz	300.000 kHz	6.66508 GHz	-62.17 dBm	-48.03 dB	-8.12 dB
-20.000 MHz	-11.000 MHz	300.000 kHz	6.68393 GHz	-45.56 dBm	-31.42 dB	-11.35 dB
-11.000 MHz	-10.000 MHz	300.000 kHz	6.68408 GHz	-44.26 dBm	-30.11 dB	-11.78 dB
10.000 MHz	11.000 MHz	300.000 kHz	6.70592 GHz	-55.90 dBm	-41.76 dB	-23.42 dB
11.000 MHz	20.000 MHz	300.000 kHz	6.71493 GHz	-62.01 dBm	-47.87 dB	-19.93 dB
20.000 MHz	30.000 MHz	300.000 kHz	6.72492 GHz	-61.97 dBm	-47.83 dB	-7.92 dB
30.000 MHz	40.000 MHz	300.000 kHz	6.73477 GHz	-61.87 dBm	-47.73 dB	-7.73 dB

Date: 22.OCT.2022 00:33:19

Plot on Channel 6855MHz

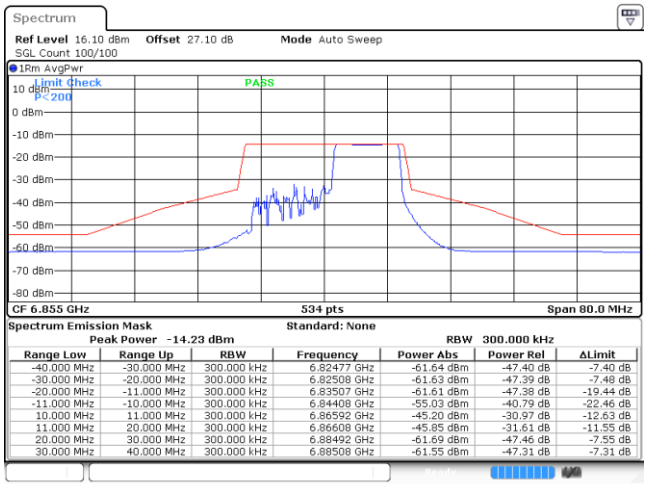

Spectrum Emission Mask Standard: None
Peak Power -14.23 dBm RBW 300.000 kHz

Range Low	Range Up	RBW	Frequency	Power Abs	Power Rel	ΔLimit
-40.000 MHz	-30.000 MHz	300.000 kHz	6.82477 GHz	-61.64 dBm	-47.40 dB	-7.40 dB
-30.000 MHz	-20.000 MHz	300.000 kHz	6.82508 GHz	-61.63 dBm	-47.39 dB	-7.48 dB
-20.000 MHz	-11.000 MHz	300.000 kHz	6.83507 GHz	-61.61 dBm	-47.38 dB	-19.44 dB
-11.000 MHz	-10.000 MHz	300.000 kHz	6.84408 GHz	-55.03 dBm	-40.79 dB	-22.46 dB
10.000 MHz	11.000 MHz	300.000 kHz	6.86592 GHz	-45.20 dBm	-30.97 dB	-12.63 dB
11.000 MHz	20.000 MHz	300.000 kHz	6.86608 GHz	-45.85 dBm	-31.61 dB	-11.55 dB
20.000 MHz	30.000 MHz	300.000 kHz	6.88492 GHz	-61.69 dBm	-47.46 dB	-7.55 dB
30.000 MHz	40.000 MHz	300.000 kHz	6.88508 GHz	-61.55 dBm	-47.31 dB	-7.31 dB

Date: 22.OCT.2022 00:44:38

Plot on Channel 6875MHz

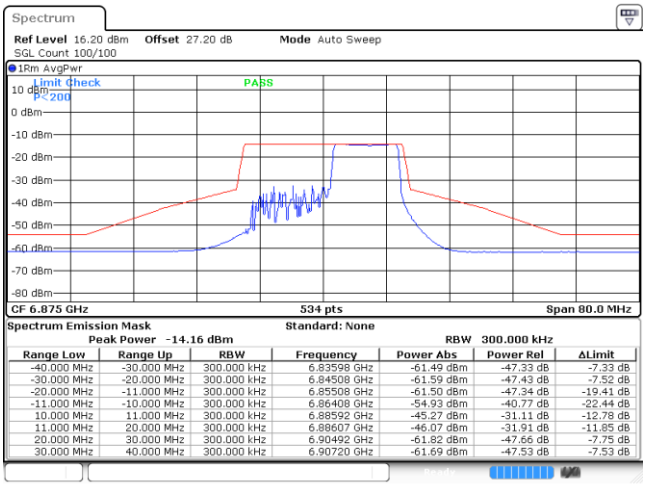

Spectrum Emission Mask Standard: None
Peak Power -14.16 dBm RBW 300.000 kHz

Range Low	Range Up	RBW	Frequency	Power Abs	Power Rel	ΔLimit
-40.000 MHz	-30.000 MHz	300.000 kHz	6.83598 GHz	-61.49 dBm	-47.33 dB	-7.33 dB
-30.000 MHz	-20.000 MHz	300.000 kHz	6.84508 GHz	-61.59 dBm	-47.43 dB	-7.52 dB
-20.000 MHz	-11.000 MHz	300.000 kHz	6.85508 GHz	-61.50 dBm	-47.34 dB	-19.41 dB
-11.000 MHz	-10.000 MHz	300.000 kHz	6.86408 GHz	-54.93 dBm	-40.77 dB	-22.44 dB
10.000 MHz	11.000 MHz	300.000 kHz	6.88592 GHz	-45.27 dBm	-31.11 dB	-12.78 dB
11.000 MHz	20.000 MHz	300.000 kHz	6.88607 GHz	-46.07 dBm	-31.91 dB	-11.85 dB
20.000 MHz	30.000 MHz	300.000 kHz	6.90492 GHz	-61.82 dBm	-47.66 dB	-7.75 dB
30.000 MHz	40.000 MHz	300.000 kHz	6.90720 GHz	-61.69 dBm	-47.53 dB	-7.53 dB

Date: 22.OCT.2022 00:57:19

Plot on Channel 6895MHz

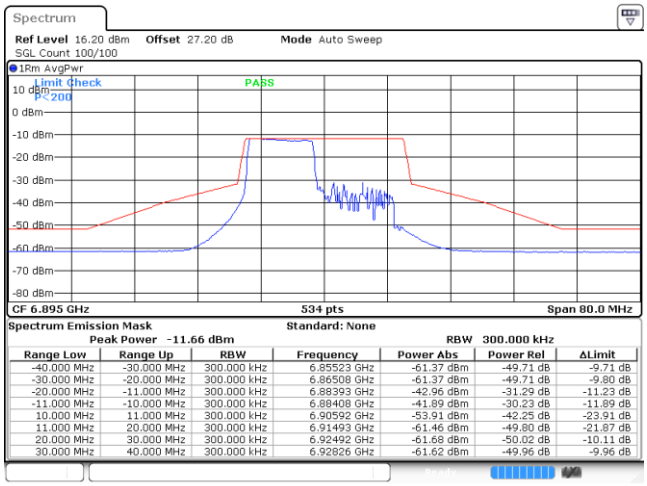

Spectrum Emission Mask Standard: None
Peak Power -11.66 dBm RBW 300.000 kHz

Range Low	Range Up	RBW	Frequency	Power Abs	Power Rel	ΔLimit
-40.000 MHz	-30.000 MHz	300.000 kHz	6.85523 GHz	-61.37 dBm	-49.71 dB	-9.71 dB
-30.000 MHz	-20.000 MHz	300.000 kHz	6.86508 GHz	-61.37 dBm	-49.71 dB	-9.80 dB
-20.000 MHz	-11.000 MHz	300.000 kHz	6.88393 GHz	-42.96 dBm	-31.29 dB	-11.23 dB
-11.000 MHz	-10.000 MHz	300.000 kHz	6.88408 GHz	-41.89 dBm	-30.23 dB	-11.89 dB
10.000 MHz	11.000 MHz	300.000 kHz	6.90592 GHz	-53.91 dBm	-42.25 dB	-23.91 dB
11.000 MHz	20.000 MHz	300.000 kHz	6.91493 GHz	-61.46 dBm	-49.80 dB	-21.87 dB
20.000 MHz	30.000 MHz	300.000 kHz	6.92492 GHz	-61.68 dBm	-50.02 dB	-10.11 dB
30.000 MHz	40.000 MHz	300.000 kHz	6.92826 GHz	-61.62 dBm	-49.96 dB	-9.96 dB

Date: 22.OCT.2022 01:10:18

Plot on Channel 6995MHz

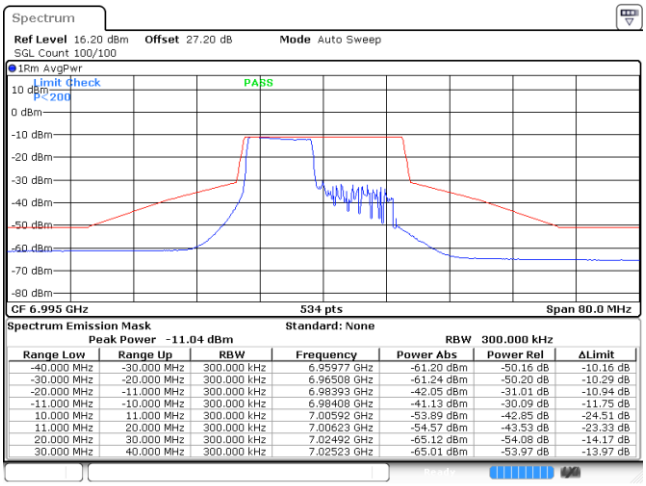

Spectrum Emission Mask Standard: None
Peak Power -11.04 dBm RBW 300.000 kHz

Range Low	Range Up	RBW	Frequency	Power Abs	Power Rel	ΔLimit
-40.000 MHz	-30.000 MHz	300.000 kHz	6.95977 GHz	-61.20 dBm	-50.16 dB	-10.16 dB
-30.000 MHz	-20.000 MHz	300.000 kHz	6.96508 GHz	-61.24 dBm	-50.20 dB	-10.29 dB
-20.000 MHz	-11.000 MHz	300.000 kHz	6.98393 GHz	-42.05 dBm	-31.01 dB	-10.94 dB
-11.000 MHz	-10.000 MHz	300.000 kHz	6.98408 GHz	-41.13 dBm	-30.09 dB	-11.75 dB
10.000 MHz	11.000 MHz	300.000 kHz	7.00592 GHz	-53.89 dBm	-42.85 dB	-24.51 dB
11.000 MHz	20.000 MHz	300.000 kHz	7.00623 GHz	-54.57 dBm	-43.53 dB	-23.33 dB
20.000 MHz	30.000 MHz	300.000 kHz	7.02492 GHz	-65.12 dBm	-54.08 dB	-14.17 dB
30.000 MHz	40.000 MHz	300.000 kHz	7.02523 GHz	-65.01 dBm	-53.97 dB	-13.97 dB

Date: 22.OCT.2022 01:17:19

Plot on Channel 7095MHz

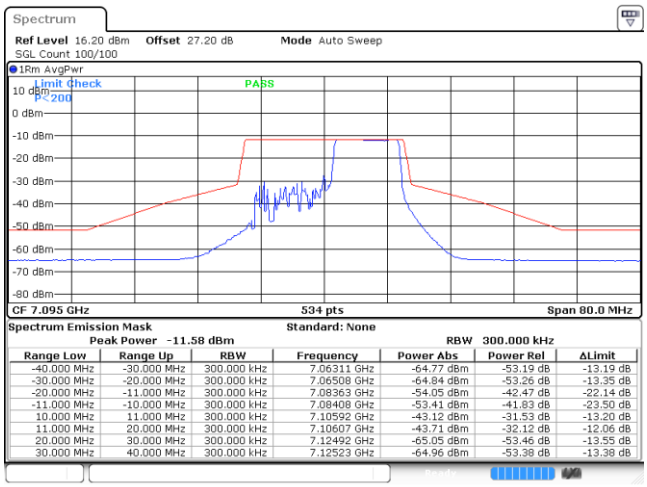

Range Low	Range Up	RBW	Frequency	Power Abs	Power Rel	ΔLimit
-40.000 MHz	-30.000 MHz	300.000 kHz	7.06311 GHz	-64.77 dBm	-53.19 dB	-13.19 dB
-30.000 MHz	-20.000 MHz	300.000 kHz	7.06508 GHz	-64.84 dBm	-53.26 dB	-13.35 dB
-20.000 MHz	-11.000 MHz	300.000 kHz	7.08363 GHz	-54.05 dBm	-42.47 dB	-22.14 dB
-11.000 MHz	-10.000 MHz	300.000 kHz	7.08408 GHz	-53.41 dBm	-41.83 dB	-23.50 dB
10.000 MHz	11.000 MHz	300.000 kHz	7.10592 GHz	-43.12 dBm	-31.53 dB	-13.20 dB
11.000 MHz	20.000 MHz	300.000 kHz	7.10607 GHz	-43.71 dBm	-32.12 dB	-12.06 dB
20.000 MHz	30.000 MHz	300.000 kHz	7.12492 GHz	-65.05 dBm	-53.46 dB	-13.55 dB
30.000 MHz	40.000 MHz	300.000 kHz	7.12523 GHz	-64.96 dBm	-53.38 dB	-13.38 dB

Date: 22.OCT.2022 01:25:14