Mode	5	
	Band Edge - R	
	2400-2483.5_Bluetooth-LE GSFK _CH19_2440MHz	
ANT	0	
Pol.	Vertical	Fundamental
Peak	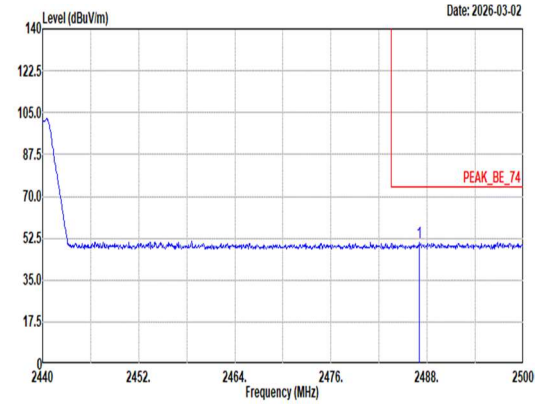 Site : 03CH21-HY Condition: PEAK_BE_74 3m DRH18-E_LE2C03A18EN_250807 VERTICAL : RBW:1000.000kHz VBW:3000.000kHz SWT:Auto Limit Read Ant Cable Preamp Aux APos TPos Freq Level Line Margin Level Factor Loss Factor Factor Remark MHz dBuV/m dBuV/m dB dBuV dB/m dB dB dB cm deg 1 2486.98 50.91 74.00 -23.09 37.96 26.74 8.69 32.89 10.41 100 153 Peak	Blank
Avg	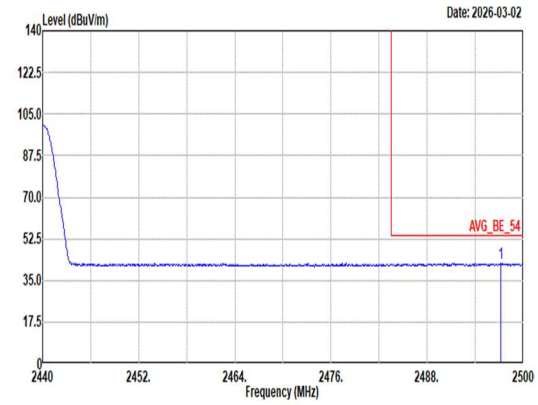 Site : 03CH21-HY Condition: AVG_BE_54 3m DRH18-E_LE2C03A18EN_250807 VERTICAL : RBW:1000.000kHz VBW:5.600kHz SWT:Auto Limit Read Ant Cable Preamp Aux APos TPos Freq Level Line Margin Level Factor Loss Factor Factor Remark MHz dBuV/m dBuV/m dB dBuV dB/m dB dB dB cm deg 1 2497.18 42.15 54.00 -11.85 29.13 26.80 8.71 32.90 10.41 100 153 Average	Blank

Mode	5	
	Harmonic	
	2400-2483.5_Bluetooth-LE GSFK _CH19_2440MHz	
ANT	0	
Pol.	Horizontal	Vertical
Peak Avg	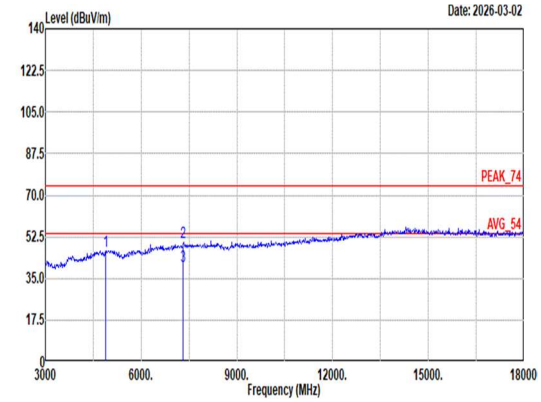 Site : 03CH21-HY Condition: PEAK_74 3m DRH18-E_LE2C03A18EN_250807 HORIZONTAL 1 4880.00 46.43 74.00 -27.57 33.53 32.36 12.26 34.09 2.37 -- -- Peak 2 7320.00 50.25 74.00 -23.75 33.45 36.72 15.06 36.38 1.40 -- -- Peak 3 7320.00 40.41 54.00 -13.59 23.61 36.72 15.06 36.38 1.40 -- -- Average	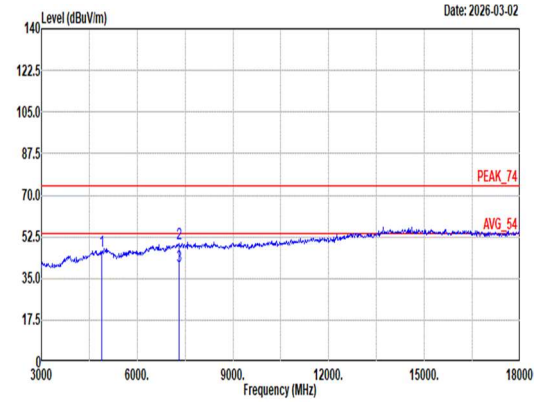 Site : 03CH21-HY Condition: PEAK_74 3m DRH18-E_LE2C03A18EN_250807 VERTICAL 1 4880.00 46.49 74.00 -27.51 33.59 32.36 12.26 34.09 2.37 -- -- Peak 2 7320.00 49.49 74.00 -24.51 32.69 36.72 15.06 36.38 1.40 -- -- Peak 3 7320.00 40.37 54.00 -13.63 23.57 36.72 15.06 36.38 1.40 -- -- Average

Mode	5	
	Harmonic	
	2400-2483.5_Bluetooth-LE GSFK _CH19_2440MHz	
ANT	0	
Pol.	Horizontal	Vertical
10.6G ~18G Avg	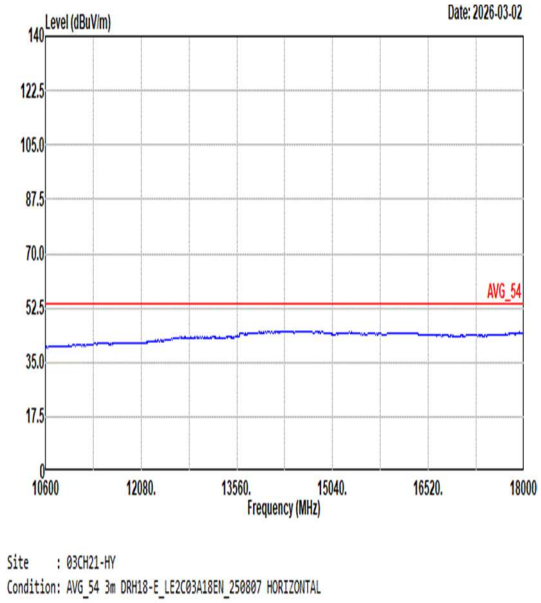	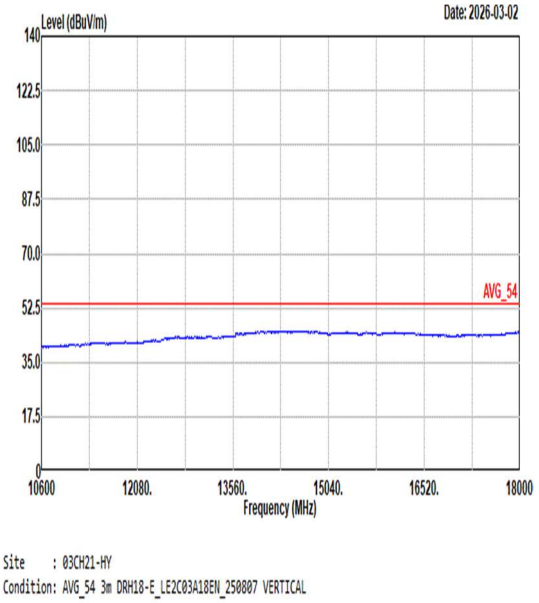

Mode	6	
	Band Edge	
	2400-2483.5_Bluetooth-LE GSFK _CH39_2480MHz	
ANT	0	
Pol.	Horizontal	Fundamental
Peak	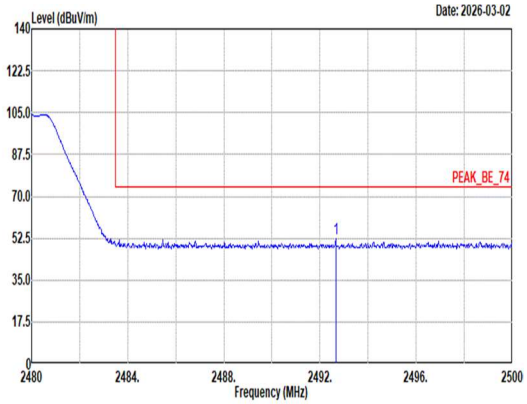 Site : 03CH21-HY Condition: PEAK_BE_74 3m DRH18-E_LE2C03A18EN_250807 HORIZONTAL : RBW:1000.000kHz VBW:3000.000kHz SWT:Auto 1 2492.66 52.46 74.00 -21.54 39.45 26.80 8.70 32.90 10.41 100 307 Peak	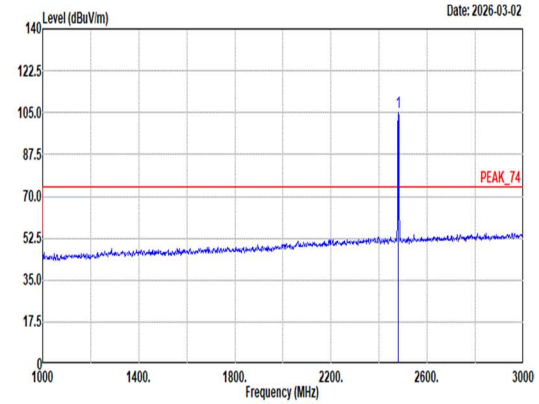 Site : 03CH21-HY Condition: PEAK_74 3m DRH18-E_LE2C03A18EN_250807 HORIZONTAL : RBW:1000.000kHz VBW:3000.000kHz SWT:Auto 1 2480.00 104.99 ------ ------ 92.19 26.60 8.68 32.89 10.41 100 307 Peak
Avg	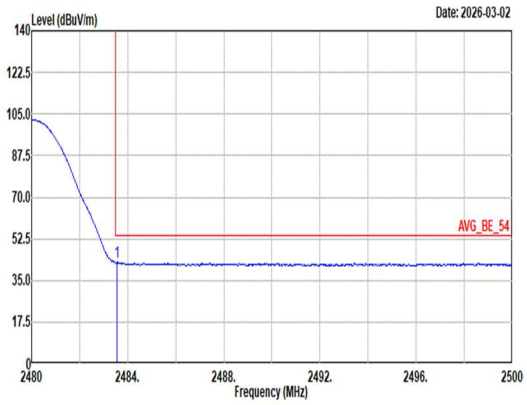 Site : 03CH21-HY Condition: AVG_BE_54 3m DRH18-E_LE2C03A18EN_250807 HORIZONTAL : RBW:1000.000kHz VBW:5.600kHz SWT:Auto 1 2483.56 42.68 54.00 -11.32 29.81 26.67 8.68 32.89 10.41 100 307 Average	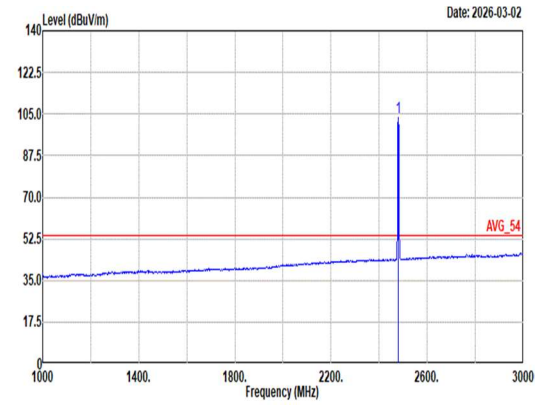 Site : 03CH21-HY Condition: AVG_54 3m DRH18-E_LE2C03A18EN_250807 HORIZONTAL : RBW:1000.000kHz VBW:5.600kHz SWT:Auto 1 2480.00 103.49 ------ ------ 90.69 26.60 8.68 32.89 10.41 100 307 Average

Mode	6	
	Band Edge	
	2400-2483.5_Bluetooth-LE GSFK _CH39_2480MHz	
ANT	0	
Pol.	Vertical	Fundamental
Peak	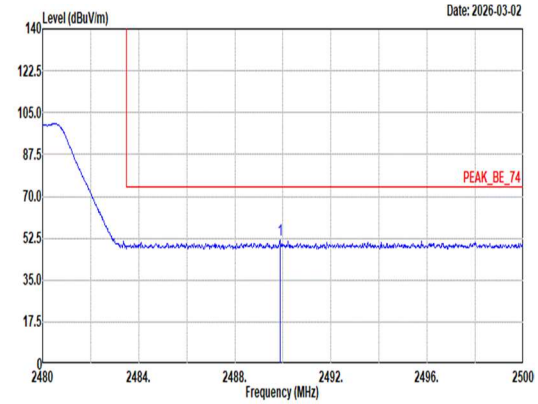 Site : 03CH21-HY Condition: PEAK_BE_74 3m DRH18-E_LE2C03A18EN_250807 VERTICAL : RBW:1000.000kHz VBW:3000.000kHz SWT:Auto Freq Level Limit Line Margin Read Level Ant Factor Cable Loss Preamp Factor Aux Factor APos TPos Remark MHz dBuV/m dBuV/m dB dBuV dB/m dB dB dB cm deg 1 2489.88 51.54 74.00 -22.46 38.52 26.80 8.70 32.89 10.41 309 174 Peak	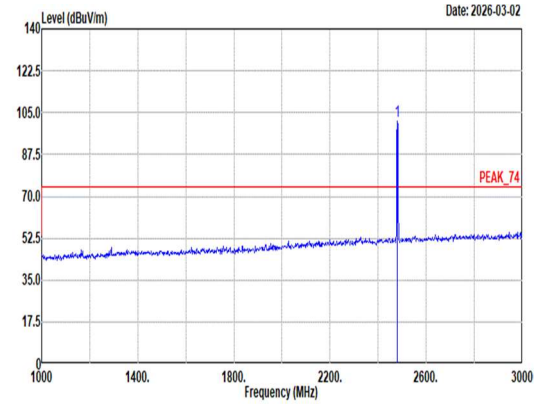 Site : 03CH21-HY Condition: PEAK_74 3m DRH18-E_LE2C03A18EN_250807 VERTICAL : RBW:1000.000kHz VBW:3000.000kHz SWT:Auto Freq Level Limit Line Margin Read Level Ant Factor Cable Loss Preamp Factor Aux Factor APos TPos Remark MHz dBuV/m dBuV/m dB dBuV dB/m dB dB dB cm deg 1 2480.00 101.19 ------ ------ 88.39 26.60 8.68 32.89 10.41 309 174 Peak
Avg	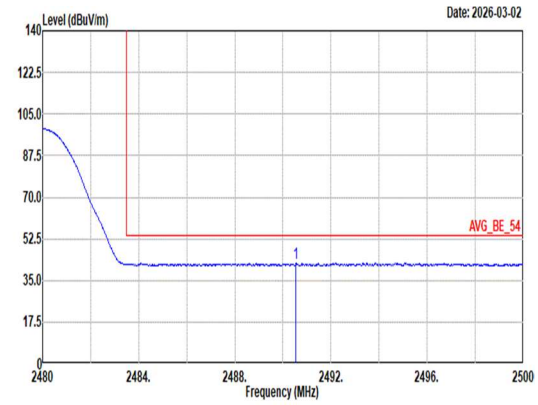 Site : 03CH21-HY Condition: AVG_BE_54 3m DRH18-E_LE2C03A18EN_250807 VERTICAL : RBW:1000.000kHz VBW:5.600kHz SWT:Auto Freq Level Limit Line Margin Read Level Ant Factor Cable Loss Preamp Factor Aux Factor APos TPos Remark MHz dBuV/m dBuV/m dB dBuV dB/m dB dB dB cm deg 1 2490.54 42.32 54.00 -11.68 29.30 26.80 8.70 32.89 10.41 309 174 Average	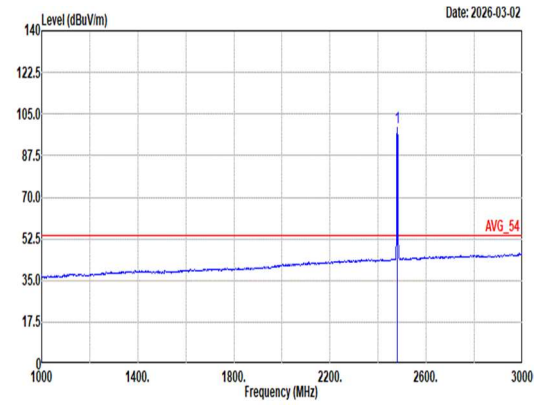 Site : 03CH21-HY Condition: AVG_54 3m DRH18-E_LE2C03A18EN_250807 VERTICAL : RBW:1000.000kHz VBW:5.600kHz SWT:Auto Freq Level Limit Line Margin Read Level Ant Factor Cable Loss Preamp Factor Aux Factor APos TPos Remark MHz dBuV/m dBuV/m dB dBuV dB/m dB dB dB cm deg 1 2480.00 99.58 ------ ------ 86.78 26.60 8.68 32.89 10.41 309 174 Average

Mode	6	
	Harmonic	
	2400-2483.5_Bluetooth-LE GSFK _CH39_2480MHz	
ANT	0	
Pol.	Horizontal	Vertical
Peak Avg	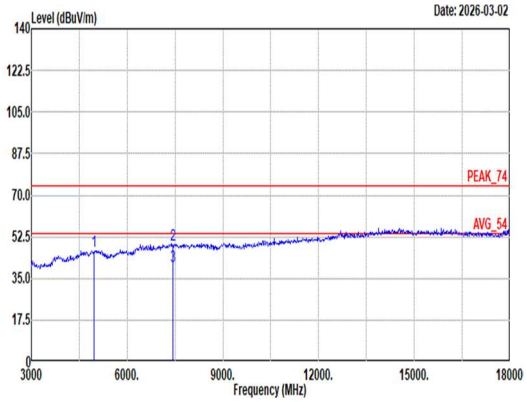 Site : 03CH21-HY Condition: PEAK_74 3m DRH18-E_LE2C03A18EN_250807 HORIZONTAL Freq Level Limit Line Margin Read Level Ant Factor Cable Loss Preamp Factor Aux Factor APos TPos Remark MHz dBuV/m dBuV/m dB dBuV dB/m dB dB dB cm deg 1 4960.00 46.37 74.00 -27.63 33.09 32.64 12.41 34.07 2.30 -- -- Peak 2 7440.00 49.31 74.00 -24.69 32.23 36.82 15.20 36.42 1.48 -- -- Peak 3 7440.00 40.35 54.00 -13.65 23.27 36.82 15.20 36.42 1.48 -- -- Average	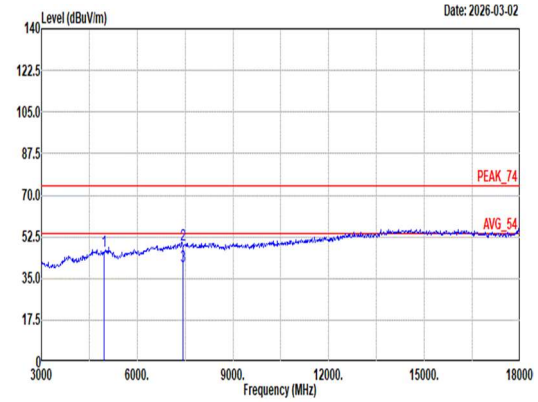 Site : 03CH21-HY Condition: PEAK_74 3m DRH18-E_LE2C03A18EN_250807 VERTICAL Freq Level Limit Line Margin Read Level Ant Factor Cable Loss Preamp Factor Aux Factor APos TPos Remark MHz dBuV/m dBuV/m dB dBuV dB/m dB dB dB cm deg 1 4960.00 46.46 74.00 -27.54 33.18 32.64 12.41 34.07 2.30 -- -- Peak 2 7440.00 49.13 74.00 -24.87 32.05 36.82 15.20 36.42 1.48 -- -- Peak 3 7440.00 40.31 54.00 -13.69 23.23 36.82 15.20 36.42 1.48 -- -- Average

Mode	6	
	Harmonic	
	2400-2483.5_Bluetooth-LE GSFK _CH39_2480MHz	
ANT	0	
Pol.	Horizontal	Vertical
10.6G ~18G Avg	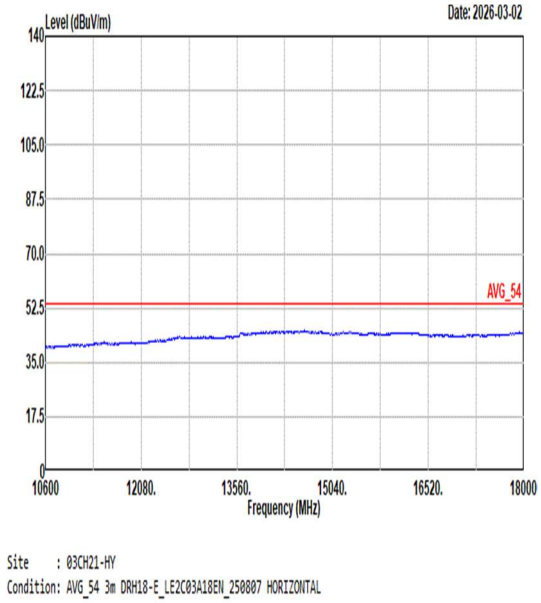	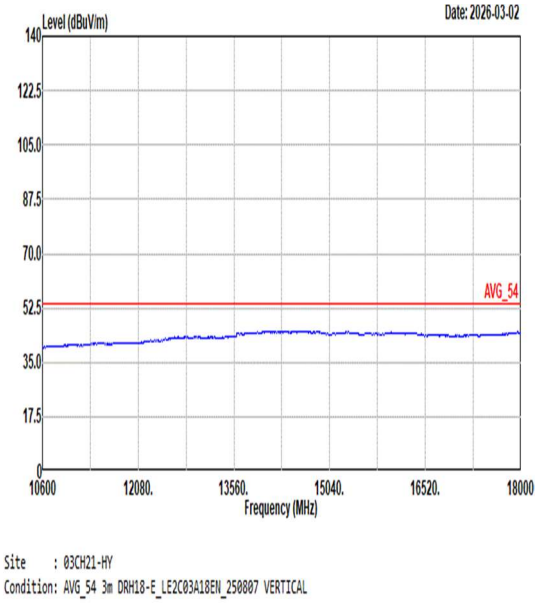

Mode	7	
	SHF	
ANT	0	
Pol.	Horizontal	Vertical
Peak	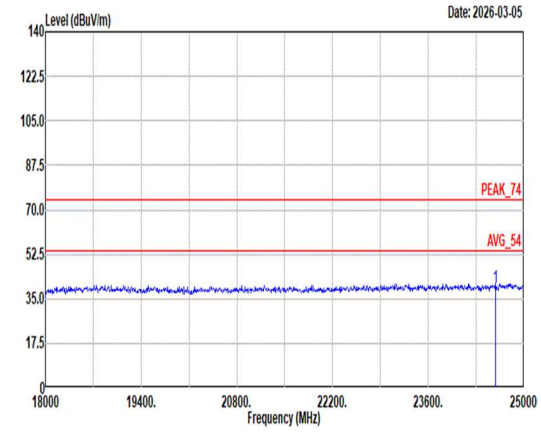 Site : 03CH21-HY Condition: PEAK_74 1m BBHA9170_1223_250702 HORIZONTAL Freq Level Limit Line Margin Read Level Ant Factor Cable Loss Preamp Factor Aux Factor APos TPos Remark MHz dBuV/m dBuV/m dB dBuV dB/m dB dB dB cm deg 1 24583.06 39.70 74.00 -34.30 41.25 39.43 28.61 60.05 -9.54 -- -- PEAK	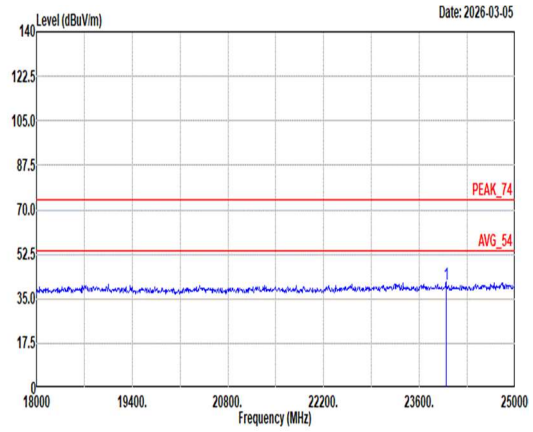 Site : 03CH21-HY Condition: PEAK_74 1m BBHA9170_1223_250702 VERTICAL Freq Level Limit Line Margin Read Level Ant Factor Cable Loss Preamp Factor Aux Factor APos TPos Remark MHz dBuV/m dBuV/m dB dBuV dB/m dB dB dB cm deg 1 23996.92 40.62 74.00 -33.38 42.80 39.18 28.28 60.10 -9.54 -- -- PEAK

Mode	8	
	LF	
ANT	0	
Pol.	Horizontal	Vertical
QP/ Peak	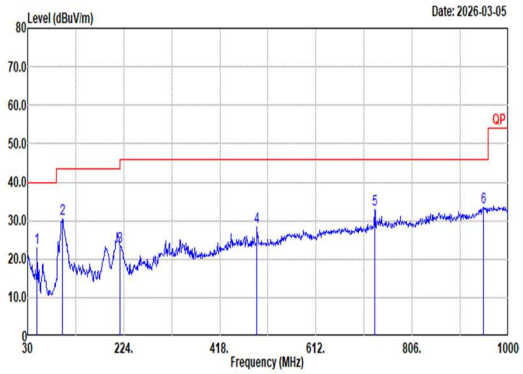 Site : 03CH21-HY Condition: QP 3m LF_63303&001_251126 HORIZONTAL	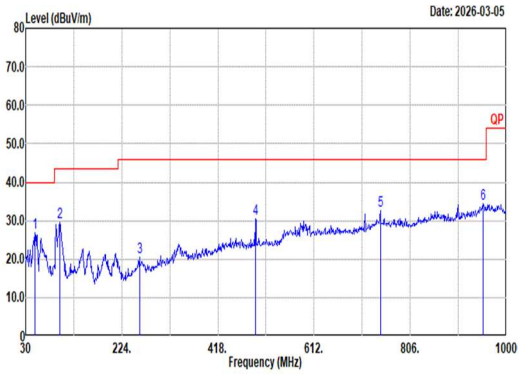 Site : 03CH21-HY Condition: QP 3m LF_63303&001_251126 VERTICAL

Horizontal:

	Freq	Level	Limit Line	Margin	Read Level	Ant Factor	Cable Loss	Preamp Factor	Aux Factor	APos	TPos	Remark
	MHz	dBuV/m	dBuV/m	dB	dBuV	dB/m	dB	dB	dB	cm	deg	
1	49.40	22.87	40.00	-17.13	39.36	14.76	1.19	32.47	0.03	--	--	Peak
2	100.81	30.38	43.50	-13.12	44.73	16.29	1.77	32.46	0.05	--	--	Peak
3	217.21	23.39	46.00	-22.61	38.25	14.97	2.57	32.46	0.06	--	--	Peak
4	492.69	28.41	46.00	-17.59	33.12	23.93	3.89	32.64	0.11	--	--	Peak
5	730.34	32.89	46.00	-13.11	32.81	27.83	4.73	32.61	0.13	--	--	Peak
6	950.53	33.52	46.00	-12.48	28.04	31.11	5.39	31.22	0.20	--	--	Peak

Vertical:

	Freq	Level	Limit Line	Margin	Read Level	Ant Factor	Cable Loss	Preamp Factor	Aux Factor	APos	TPos	Remark
	MHz	dBuV/m	dBuV/m	dB	dBuV	dB/m	dB	dB	dB	cm	deg	
1	49.40	26.74	40.00	-13.26	43.23	14.76	1.19	32.47	0.03	--	--	Peak
2	98.87	29.47	43.50	-14.03	44.08	16.05	1.75	32.46	0.05	--	--	Peak
3	259.89	20.39	46.00	-25.61	29.86	20.10	2.83	32.47	0.07	--	--	Peak
4	493.66	30.54	46.00	-15.46	35.24	23.94	3.89	32.64	0.11	--	--	Peak
5	745.86	32.53	46.00	-13.47	31.92	28.25	4.78	32.56	0.14	--	--	Peak
6	952.47	34.27	46.00	-11.73	28.76	31.11	5.40	31.20	0.20	--	--	Peak

Appendix D. Duty Cycle Plots

Band	Duty Cycle(%)	T(us)	1/T(kHz)	VBW Setting
Bluetooth - LE for 1Mbps	60.58	378	2.65	2.7kHz
Bluetooth - LE for 2Mbps	31.25	195	5.13	5.6kHz

Bluetooth - LE for 1Mbps

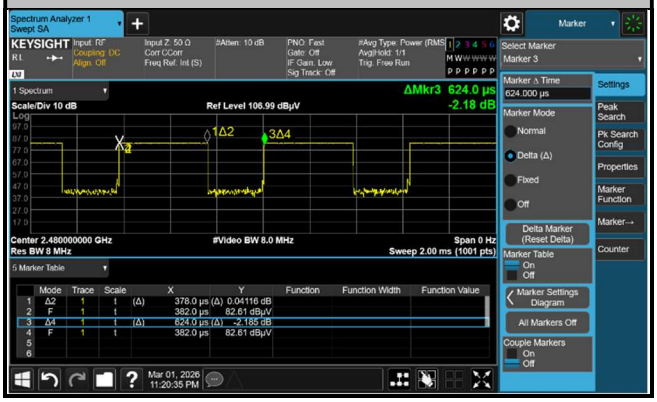

———THE END———